

# Commodity Flow Survey Respondent Login/Welcome Screen

OMB No.: 0607-0932 OMB Expiration Date: XX/XX/XXXX



2022 Commodity Flow Survey



Log out

Welcome to the 2022 Commodity Flow Survey  
The due date for the 2022 Commodity Flow Survey is **May 10, 2022**.

**YOUR RESPONSE IS REQUIRED BY LAW.** Title 13 United States Code (U.S.C.), Sections 8(b), 131, and 193; and Title 49 U.S.C., Section 6302 authorize this collection. Sections 224 and 225 of Title 13 U.S.C. require your response. The U.S. Census Bureau is required by Section 9 of the same law to keep your information **CONFIDENTIAL** and use your responses only to produce statistics. The law also provides that copies of your report retained in your files are immune from legal process.

The Census Bureau is not permitted to publicly release your responses in a way that could identify your business, organization, or institution. Per the Federal Cybersecurity Enhancement Act of 2015, your data are protected from cybersecurity risks through screening of the systems that transmit your data.

This collection has been approved by the Office of Management and Budget (OMB). The eight-digit OMB approval number is 0607-0932 and appears at the upper right of this screen. Without this approval we could not conduct this survey.

Continue

**Please note: For security reasons, sessions will timeout after 15 minutes of inactivity. Upon session expiration, users will then be required to log back in. No data will be lost.**

### U.S. Census Bureau Notice and Consent Warning

You are accessing a United States Government computer network. Any information you enter into this system is confidential. It may be used by the Census Bureau for statistical purposes and to improve the website. If you want to know more about the use of this system, and how your privacy is protected, visit our online privacy webpage at <https://www.census.gov/about/policies/privacy/privacy-policy.html>.

Use of this system indicates your consent to collection, monitoring, recording, and use of the information that you provide for any lawful government purpose. So that our website remains safe and available for its intended use, network traffic is monitored to identify unauthorized attempts to access, upload, change information, or otherwise cause damage to the web service. Use of the government computer network for unauthorized purposes is a violation of Federal law and can be punished with fines or imprisonment (PUBLIC LAW 99-474).

[Burden Statement](#)

[Privacy](#)

[Accessibility](#)

[Security](#)

## Burden Statement

### Burden Statement



We estimate this survey will take an average of 1.5 to 2.5 hours to complete, including the time for reviewing instructions, searching existing data sources, gathering and maintaining the data needed, and completing and reviewing the collection of information. Factors such as company size, complexity, and activity will affect your time to complete the survey.

Send comments regarding this burden estimate or any other aspect of this collection of information, including suggestions for reducing burden to [erd.cfs@census.gov](mailto:erd.cfs@census.gov). Be sure to use "ERD Survey Comments 0607-0932" as the subject.


Close


If Individual Location Reporter – Main Menu

## MAIN MENU

The due date for the 2022 Commodity Flow Survey is **May 10, 2022**

Click the "Start" button to begin reporting

You may preview the survey, by clicking the  icon in the Survey Preview column

Action	Status	Location Information	Reporting Period	Survey Preview
<a href="#">Start</a>	Not Attempted	ABC Company LLC MD Bureau 4600 Silver Hill Road Suitland, MD 20746-9999	3/15/2022 - 3/22/2022	

The letters PDF or the  icon indicate a document is in the [Portable Document Format \(PDF\)](#). To view the file you will need the [Adobe® Reader](#), which is available for **free** from the Adobe web site.

## If Company Consolidated Reporter – Reporting Method Option

### REPORTING YOUR LOCATIONS

The due date for the 2022 Commodity Flow Survey is **May 10, 2022**

Please review your options below and choose a reporting method for this company.

xxx locations have been selected for your company

- Consolidated Spreadsheet Reporting**
- Recommended if you have more than 5 locations to report for
  - Download a spreadsheet template containing all selected locations of your company
  - Complete and upload the template

- Individual Location Reporting**
- Recommended if you have 5 or less locations to report for
  - Answer a series of questions for each location

[← Back](#)

[Save and Continue →](#)

## Consolidated Spreadsheet Reporting Option - Main Menu

### MAIN MENU

The due date for the 2022 Commodity Flow Survey is **May 10, 2022**

Click the "Start" button to begin reporting

Action	Status	Location Information	Reporting Period	Survey Preview
<a href="#">Start</a>	Not Attempted	ABC Company LLC	Varies by Location	NA


## Company Reporting Individual Locations Option - Main Menu

### MAIN MENU


The due date for the 2022 Commodity Flow Survey is **May 10, 2022**

Click the "Start" button to begin reporting

You must report for each individual location listed below

You may preview the survey, by clicking the  icon in the Survey Preview column

Action	Status	Location Information	Reporting Period	Survey Preview
<a href="#">Start</a>	Not Attempted	ABC Company LLC MD Bureau 4600 Silver Hill Road Suitland, MD 20746-9999	3/15/2022 - 3/22/2022	
<a href="#">Start</a>	Not Attempted	ABC Company LLC Iowa Bureau 1395 Young Circle Ames, IA 44444-1395	3/23/2022 - 3/30/2022	
<a href="#">Start</a>	Not Attempted	ABC Company LLC Los Angeles CA Bureau 123 Main Street Los Angeles, CA 90210	3/1/2022 - 3/7/2022	
<a href="#">Start</a>	Not Attempted	ABC Company LLC Hawaii Bureau 777 Moscardi Pkwy Honolulu, HI 99987	3/15/2022 - 3/22/2022	

The letters PDF or the  icon indicate a document is in the [Portable Document Format \(PDF\)](#). To view the file you will need the [Adobe® Reader](#), which is available for **free** from the Adobe web site.

## Item A - Company Information - All reporters

### ITEM A - COMPANY INFORMATION

Please provide/update the following information about your company.

#### CONTACT INFORMATION REGARDING THIS SURVEY

Name

Title

Phone Number (and extension)

E-mail

#### COMPANY NAME AND MAILING ADDRESS

Company Name 1

Company Name 2

Attention

Street Address

City, town, country (if outside the U.S.)

State (select ZZ if outside the U.S.)

Zip Code

< Previous

Save and Continue >

## Individual Location Reporter - Item A - Shipping Location Information

### ITEM A - SHIPPING LOCATION INFORMATION

Please provide/update the following information about this shipping location.

*Note: All survey questions that follow are about this specific shipping location only.*

Company Name 1

Company Name 2

Address

City

State

Zip Code

[< Previous](#)

[Save and Continue >](#)

## Individual Location Reporter – Item B – 2021 Total Annual Value of Shipments

**Shipping Location:**

US CENSUS BUREAU  
4600 SILVER HILL ROAD  
SUITLAND, MD 20746-9999

**ITEM B - 2021 TOTAL ANNUAL VALUE OF SHIPMENTS**

*The next question refers to the year 2021*

**For 2021, please estimate the total annual value of shipments originating from this location, excluding freight charges and excise taxes.**

\$  .00

[< Previous](#)

[Save and Continue >](#)



## Individual Location Reporter - Item C - Operating Status


### Shipping Location:

US CENSUS BUREAU  
4600 SILVER HILL ROAD  
SUITLAND, MD 20746-9999

### ITEM C - OPERATING STATUS

Which of the following best describes this location's operating status during the week of 2/1/2022 - 2/7/2022 ?

- In Operation
- In Operation - Sold or Acquired
- In Operation - No shipping activity during the reporting period
- This facility does not ship
- Ceased Operation - permanently closed, out of business

Please provide Ceased Operation Date  

[< Previous](#)

[Save and Continue >](#)

## Individual Location Reporter – Item D1 – Shipments from Originating Shipping Location

**Shipping Location:**

US CENSUS BUREAU  
4600 SILVER HILL ROAD  
SUITLAND, MD 20746-9999

### ITEM D1 - SHIPMENTS FROM ORIGINATING SHIPPING LOCATION

*We will now ask you questions about your shipments.  
This information will help us better interpret your data.*

**Are you able to exclude shipments that do not originate at the shipping location above?**

- Yes
- No

[< Previous](#)

[Save and Continue >](#)

## Individual Location Reporter – Item D2 – Total Number and Value of Outbound Shipments

**Shipping Location:**

US CENSUS BUREAU  
4600 SILVER HILL ROAD  
SUITLAND, MD 20746-9999

### ITEM D2 - TOTAL NUMBER AND VALUE OF OUTBOUND SHIPMENTS

**A. What was the total number of all outbound shipments for this location during the week of 2/1/2022 - 2/7/2022 ?**

Number of outbound shipments

**B. What was the total value of shipments during the week of 2/1/2022 - 2/7/2022 , excluding freight charges and excise taxes ?**

\$  .00

[< Previous](#)

[Save and Continue >](#)

Individual Location Reporter - Item E - Hazardous Materials Supplemental (Item H) Screener Question

**Shipping Location:**

US CENSUS BUREAU  
4600 SILVER HILL ROAD  
SUITLAND, MD 20746-9999

**ITEM E - HAZARDOUS MATERIALS SHIPMENTS**

**At any time during 2021, did this location ship any hazardous materials (HAZMAT)?**

Hazardous materials assistance [Help](#)

- Yes
- Yes, but all shipments were excepted from Department of Transportation (DOT) packaging regulations. [Help](#)
- No

[< Previous](#)

[Save and Continue >](#)

# Consolidated Spreadsheet Reporters Only - Verify Shipping Locations Dashboard

## VERIFY YOUR SHIPPING LOCATIONS

A. Are you able to remove shipments that do not originate from the selected shipping addresses?

- Yes
- No


B. Verify each shipping location listed below using one of the following options:

If you have more than xx locations, we suggest you choose option 2.

**Option 1:** Modify the screen below by updating or providing responses to all data fields (except Reporting Period) for each shipping location.

**Option 2:** Download, then upload a completed location spreadsheet template to complete the survey questions for each shipping location.

To add new or missing locations, contact your account manager or send an e-mail via the [Census portal](#).

 Download Location Spreadsheet Template

 Upload Completed Template

Reporting Period	Location ID	Company Name 1	Company Name 2	Street II	City II	State II	ZIP II	2021 Total Annual Shipments	Operating Status	Outbound Shipment Quantity	Outbound Shipment Value	Location shipped HAZMAT?
⚠ Please provide the 2021 Total Annual Shipments for ID: 67A-345												
4/15/2022 - 4/22/2022	67A-345	US CENSUS BUREAU	SUITLAND OFFICE	4600 Silver Hill Road	Suitland	MD	20746	▲ Add	<input type="checkbox"/> In Operation <input type="checkbox"/> In Operation - Sold or Acquired <input type="checkbox"/> In Operation - No shipping activity <input type="checkbox"/> Facility does not ship <input type="checkbox"/> Ceased Operation	350	7500	<input type="checkbox"/> Yes <input type="checkbox"/> Yes but all shipments were excepted from Department of Transportation (DOT) packaging regulations. <input type="checkbox"/> No
4/23/2022 - 4/30/2022	85-397	US CENSUS BUREAU	ADMIN OFFICE	4615 Silver Hill Road	Suitland	MD	20746	650	<input type="checkbox"/> In Operation <input type="checkbox"/> In Operation - Sold or Acquired <input type="checkbox"/> In Operation - No shipping activity <input type="checkbox"/> Facility does not ship <input type="checkbox"/> Ceased Operation			<input type="checkbox"/> Yes <input type="checkbox"/> Yes but all shipments were excepted from Department of Transportation (DOT) packaging regulations. <input type="checkbox"/> No

[← Previous](#)

[Save and Continue >](#)

## Individual Location Reporting Only – Item F1 – Shipment Reporting Options

### If TOTAL\_SHIPMENT\_QUANTITY <= 40 (reported in Item D2.A)

#### ITEM F1 - SHIPMENT REPORTING OPTIONS

For the specified report period: 2/1/2022 - 2/7/2022, select ONE option to provide your shipment data:

Because your total number of outbound shipments was [hi], the spreadsheet reporting option is recommended.

**Spreadsheet reporting: All of your shipments**

- Download a spreadsheet template
- Complete and upload the template

**Individual reporting: All of your shipments**

- Answer a series of questions for each shipment record

< Previous

Save and Continue >

### If TOTAL\_SHIPMENT\_QUANTITY > 40 (reported in Item D2.A)

#### ITEM F1 - SHIPMENT REPORTING OPTIONS

For the specified report period: 2/1/2022 - 2/7/2022, select ONE option to provide your shipment data:

Because your total number of outbound shipments was [hi], the spreadsheet reporting option is recommended.

**Spreadsheet reporting: All of your shipments**

- Download a spreadsheet template
- Complete and upload the template

**Spreadsheet reporting: A sample of your shipments**

- If you choose this option, for the specified reporting period 2/1/2022 - 2/7/2022, you will report every xx outbound shipments, in the order shipped for a total of xy
- Download a spreadsheet template
- Complete and upload the template

**Individual reporting: A sample of your shipments**

- If you choose this option, for the specified reporting period 2/1/2022 - 2/7/2022, you will report every xx outbound shipments, in the order shipped for a total of xy
- Answer a series of questions for each sample shipment record

< Previous



Save and Continue >

## Individual Location Reporting - Item F - Shipment Characteristics Summary Dashboard

### ITEM F - SHIPMENTS CHARACTERISTICS SUMMARY

Only select data columns are shown; however all data columns have been saved.  
When you have finished entering shipment data, click the Save and Continue button to proceed.

**You must report xx shipments for the specified reporting period: 2/1/2022 - 2/7/2022.**

Shipment ID	Shipment Date	Value	Weight	Description	Domestic Mode	Domestic ZIP	Edit	Delete
345X-Z	04/12/2022	\$1,275.00	35 lbs.	Chemical Machinery	3L69C	90210-9999	<a href="#">Edit</a>	
678Z-Q	04/07/2022	\$ .00	lbs.	Hydrochloric Solid			<a href="#">Edit</a>	

[+ Add a Shipment](#) [!\[\]\(4866e3c77a7f10a5ab934f065b488658\_img.jpg\) Upload a File](#) [!\[\]\(dcccddf1ee5bd6992bfc8894b8186c5e\_img.jpg\) View/Print Report as PDF](#)

The letters PDF or the  icon indicate a document is in the [Portable Document Format \(PDF\)](#). To view the file you will need the [Adobe® Reader](#), which is available for **free** from the Adobe web site.

[← Previous](#)

[Save and Continue >](#)

# Individual Location Reporting – Item F3 – Shipment Characteristics (displays on the dashboard, previous screen, with each additional shipment)

## ITEM F3 - SHIPMENT CHARACTERISTICS

What is the shipment ID number?

What is the shipment date? MM/DD/YYYY

What is the shipment value (excluding freight charges and excise taxes) in whole dollars, for the entire shipment as stored in your electronic records?  
Only report net selling value. Estimates are acceptable.

\$ .00

What is the net shipment weight in pounds?  
Estimates are acceptable.

lbs.

What is the product or commodity description?

- The product or commodity description as stored in your electronic records.
- In the case of multiple products or commodities in the same shipment, provide the description of the heaviest product or commodity.

Are there multiple products or commodities in this shipment?

- Yes  
 No

Is item in the product or commodity description climate or temperature controlled?

This could be via a climate-controlled vehicle, container, or special packaging.

- Yes  
 No

What is the 4-digit UN or NA HAZMAT code number for the hazardous good being shipped?

For a shipment with multiple commodities or products, if the heaviest item in the shipment is not a HAZMAT, but other commodities in the shipment are HAZMAT, the HAZMAT code should be blank.

Is this shipment an export?

- Yes  
 No

What is the U.S. destination or U.S. Port of Exit (POE)?

- For exports, provide U.S. Port of Exit if known.
- For customer pick-up, use the customer's address on file or put the origin address.
- Please enter a 5 or 9 digit ZIP Code

City:   
State:  Select state  
Zip Code:

What are the mode(s) of transport to U.S. destination?

- Enter all modes used in the sequence in which the modes are used.
- Do not include the export mode of transport.
- Do not use commas, dashes, or spaces to separate each mode.

- Parcel, U.S.P.S., or courier
- Company-owned truck
- For-hire truck
- Railroad
- Inland water
- Great Lakes
- Deep sea
- Pipeline
- Air
- Other mode \*
- Unknown \*
- Customer pick-up

\* Please specify domestic mode of transportation

What is the Foreign Destination?

Only respond if the shipment is an export

City:   
Country:   
Postal Code:

What is the Export Mode?

- Provide one mode of transportation to foreign destination.
- Only respond if the shipment is an export.

- Parcel, U.S.P.S., or courier
- Company-owned truck
- For-hire truck
- Railroad
- Great Lakes
- Deep sea
- Pipeline
- Air
- Unknown \*

\* Please specify export mode of transportation used.

Add / Save Shipment

## Consolidated and/or Individual Location Spreadsheet Reporting only

### UPLOAD YOUR SHIPMENTS

Please provide a spreadsheet or CSV file containing information for each outbound shipment from your shipping locations for the week of 2/1/2022 - 2/7/2022

Download the template here:

Download Template

Select File to Upload

Browse

Upload File

Filename

Date

Status

---

If you would prefer to create your own spreadsheet to upload, the columns must be titled with headers listed. Without these exact column headers, our system will not be able to read the data, (case sensitive, include under dashes).

[View all columns](#)

[Print these instructions](#)

< Previous

Save and Continue >



## Item G1 – Shipment Validation Screen for Consolidated and/or Individual Location Spreadsheet Reporting only

### ITEM G1 - SHIPMENT VALIDATION

We have identified some records in your upload where we need further clarification. Please help us correct these shipment records.

You can either

1. Click the "Fix error" button.
2. Re-upload a new spreadsheet or CSV with these issues corrected. [Click Here to re-upload](#)

Number	Location ID	Shipment ID	Shipment Date	Column	Cell Value	Error	Fix
1	CFS-2345	86X3-45	5/28/2022	Product_Description		Product Description missing	<a href="#">Fix error</a>
2	CFSJ-375	72B-375	12/6/2022	Domestic_ZIPCode		Destination information missing	<a href="#">Fix error</a>
3	CFSC-7807	1F34-7807	1/14/2022	Shipment_Value		Value or weight missing	<a href="#">Fix error</a>

[← Previous](#)

[Save and Continue >](#)

## Item G2 – Shipment Product Code Validation

### ITEM G2 - PRODUCT CODE VALIDATION

We were unable to determine what products these records refer to. Help us identify what these products are.

Number	Location ID	Shipment ID	Shipment Date	Value	Weight	Description	Fix
1	CFS-2345	86X3-45	5/28/2022	\$1,235.00	35	Honey	<a href="#">Validate product</a>

[← Previous](#)

[Save and Continue >](#)

## Consolidated Reporting only – Survey Reporting Follow Up Screen for the Hazardous Materials Supplemental Questions

(if reported Item E = yes)

### SURVEY REPORTING FOLLOW UP

You previously reported shipping hazardous materials from at least one of your locations in 2021. Each of the locations that shipped hazardous materials will be asked to complete the CFS Expanded Hazardous Materials (CFS-EHM) Supplemental Survey. The CFS-EHM Supplemental Survey will collect information about the shipping and packaging of hazardous materials (hazmat).

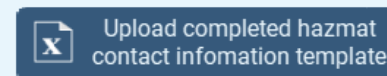
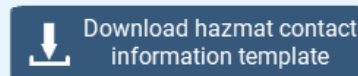
A Census Bureau employee will follow-up with the individual locations that shipped hazardous materials, using the hazmat contact information you provide in the template below. Due to the nature of these supplemental questions, an appropriate hazmat contact person will be someone familiar with how hazardous materials are packaged and shipped (i.e., someone familiar with Environmental/Hazardous Materials Safety, Dangerous Goods Regulatory Compliance, or Logistics).

Please provide a hazmat contact for each of the shipping locations using one of two options:

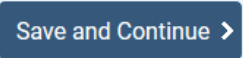
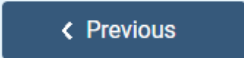
If you have more than xx locations, we suggest you choose Option 2.

**Option 1:** Modify the screen below by providing a hazmat contact name, phone number and/or e-mail for each shipping location.

**Option 2:** Download, then upload a completed template with the hazmat contact information for each shipping location.



Location ID	Company Name 1	City	State	Contact Name	Contact Phone	Contact E-mail
6X-546	ABC COMPANY	CLINTON	MS			
73-G648	ABC COMPANY	CLINTON	MD			



## Individual Location Reporting only

### Item H1 - Hazardous Materials Supplemental Questions

#### ITEM H1 - HAZARDOUS MATERIALS SUPPLEMENTAL QUESTIONS

You previously reported shipping hazardous materials from this location in 2021. In order to gather data about the various packaging types used to transport hazardous materials throughout the country, we will now collect additional information about the packaging of the hazardous materials most frequently shipped from this location.

When answering these questions, consider all hazardous materials shipped in the calendar year 2021. In this survey, shipping refers to the movement of hazardous materials, by any mode of transportation (e.g., parcels, truck, railroad), from this location to another location as part of commercial activity. This also includes hazardous materials picked up from this location by a customer.

Due to the nature of these questions, assistance may be needed from someone familiar with how hazardous materials are packaged and shipped (i.e., someone familiar with Environmental/Hazardous Materials Safety, Dangerous Goods Regulatory Compliance, or Logistics).

[← Previous](#)

[Save and Continue >](#)

## Item H2 – Hazardous Materials Shipments: Listing

### Shipping Location:

US CENSUS BUREAU  
4600 SILVER HILL ROAD  
SUITLAND, MD 20746-9999

### ITEM H2 – HAZARDOUS MATERIALS SHIPMENTS: LISTING








Please provide up to 10 hazardous materials most frequently shipped from this location in 2021, using DOT regulated packaging.

Search for unique “UN” or “NA” numbers by clicking on the Hazardous Materials button below. [Help](#)

**UN or NA number** – the four digit United Nations (UN) or North American (NA) number used to identify hazardous materials.

**Example:** UN 1203 Gasoline or petrol or motor spirit

+ Add New Hazardous Material

	UN/NA	Text Description
	1760	Chemical kit
	7870	
	1866	Resin Solution, flammable
	1760	Chemical kit
	0186	Rocket motors
	7570	
	1203	Gasoline includes gasoline mixed with ethyl alcohol, with not more than 10% alcohol

< Previous

Save and Continue >

## Item H3 – UN/NAs Frequently Shipped

### Shipping Location:

US CENSUS BUREAU  
4600 SILVER HILL ROAD  
SUITLAND, MD 20746-9999

### ITEM H3 – UN/NAs FREQUENTLY SHIPPED

Unique UN/NA numbers and text descriptions of the hazardous materials most frequently shipped from this location:

UN/NA	Text Description
1760	Chemical kit
7870	
1866	Resin Solution, flammable
1760	Chemical kit
0186	Rocket motors
7570	
1203	Gasoline includes gasoline mixed with ethyl alcohol, with not more than 10% alcohol

This survey will ask a series of questions about the packaging of up to three hazardous materials most frequently shipped from this location.

a. Select the UN/NA number of the most frequently shipped hazardous material in 2021.

1760 Chemical Kit ↕

b. Select the UN/NA number of the SECOND most frequently shipped hazardous material in 2021.

– Select SECOND most frequent – ↕

c. Select the UN/NA number of the THIRD most frequently shipped hazardous material in 2021.

– Select THIRD most frequent – ↕

< Previous

Save and Continue >

## Item H4 – Total Unique UN/NA Numbers

### Shipping Location:

US CENSUS BUREAU  
4600 SILVER HILL ROAD  
SUITLAND, MD 20746-9999

### ITEM H4 – TOTAL UNIQUE UN/NA NUMBERS

In 2021, how many hazardous materials with unique UN/NA numbers were shipped from this location?

Total Unique UN/NA Numbers:

< Previous

Save and Continue >

## Item H5 - UN/NA Outer Packaging

### Shipping Location:

US CENSUS BUREAU  
4600 SILVER HILL ROAD  
SUITLAND, MD 20746-9999

This next set of questions will ask you about the shipped hazardous material UN/NA: **1640 Chemical Kit**

### ITEM H5 – UN/NA OUTER PACKAGING

In 2021, what type of OUTER packaging was most frequently used to ship this hazardous material UN/NA: **1640** ?

- Drum [i](#)
- Wooden Barrel [i](#)
- Jerrican [i](#)
- Box [i](#)
- Bag [i](#)
- Composite Packaging [i](#)
- Intermediate Bulk Container [i](#)
- Cylinder [i](#)
- Cargo Tank [i](#)
- Portable Tank [i](#)
- Tank Car [i](#)
- Other Packaging – Please Specify

[< Previous](#)

[Save and Continue >](#)

## Item H6 – Hazardous Materials Shipments: Performance Oriented Packaging

### Shipping Location:

US CENSUS BUREAU  
4600 SILVER HILL ROAD  
SUITLAND, MD 20746-9999

This next set of questions will ask you about the shipped hazardous material UN/NA: **1640 Chemical Kit**

### ITEM H6 – HAZARDOUS MATERIALS SHIPMENTS: PERFORMANCE ORIENTED PACKAGING

a. For the most frequently used wooden barrel of this hazardous material UN/NA: **1640** in 2021, what was the average net weight per shipment? [Help](#)

Consider the wooden barrel that was used the greatest number of times in 2021 as the most frequently used.

Average Net Weight  lbs. If not pounds, please enter unit of measurement:

b. How many total wooden barrels of this hazardous material UN/NA: **1640** were shipped in 2021?

Total Wooden Barrels

c. What was the primary mode of transportation used to ship the most frequently used Wooden Barrel of this hazardous material UN/NA: **1640**, in 2021?

- Parcel, U.S.P.S., or courier
- Company-owned truck
- For-hire truck
- Railroad
- Inland Water
- Great Lakes
- Deep sea
- Pipeline
- Air
- Other mode
- Unknown
- Customer pick-up

d. For this hazardous material UN/NA: **1640**, please provide a UN packaging code for the most frequently used Wooden Barrel [Help](#)

**UN Packaging Code** - a marking permanently displayed on a container indicating that it has passed a series of UN packaging tests and conforms to a UN standard for shipping hazardous materials. The marking describes the characteristics of the packaging being transported.

**Example:** UN Packaging Code: 1A1/Y1.4/150/92/USA/RB/93RL

UN Packaging Code:

Check here if a UN Packaging Code is not available

[< Previous](#)

[Save and Continue >](#)

## Item H6 – Hazardous Materials Shipments: Specification Packaging

**Shipping Location:**

US CENSUS BUREAU  
4600 SILVER HILL ROAD  
SUITLAND, MD 20746-9999

This next set of questions will ask you about the shipped hazardous material UN/NA: **1640 Chemical Kit**

### ITEM H6 – HAZARDOUS MATERIALS SHIPMENTS: SPECIFICATION PACKAGING

a. For this hazardous material UN/NA: **1640**, please provide a specification marking for the most frequently used . [Help](#)

**Specification Marking** - a marking permanently displayed on a container indicating that it was built to conform to a specific standard for shipping hazardous materials.

**Example:** Specification Marking: MC331, DOT-105, ISO 9809-1, AAR-600

Specification Marking:

Check here if a Specification Marking is not available

b. For the most frequently used wood barrel of this hazardous material UN/NA: **1640** in 2021, what was the average net weight per shipment? [Help](#)

Consider the wooden barrel that was used the greatest number of times in 2021 as the most frequently used.

Average Net Weight  If not pounds, please enter unit of measurement:

c. What was the total amount of this hazardous material UN/NA: **1640** shipped in 2021 via wooden barrel?

TOTAL amount shipped:  If not pounds, please enter unit of measurement:

d. What was the primary mode of transportation used to ship this hazardous material UN/NA: **1640**, in 2021?

- Parcel, U.S.P.S., or courier
- Company-owned truck
- For-hire truck
- Railroad
- Inland Water
- Great Lakes
- Deep sea
- Pipeline
- Air
- Other mode
- Unknown
- Customer pick-up

[← Previous](#)

[Save and Continue →](#)



## Item H7 – Hazardous Materials Shipments: Packaging Type and Material

### Shipping Location:

US CENSUS BUREAU  
4600 SILVER HILL ROAD  
SUITLAND, MD 20746-9999

This next question will ask you about the shipped hazardous material UN/NA: **1640 Chemical Kit**

### ITEM H7 – HAZARDOUS MATERIALS SHIPMENTS: PACKAGING TYPE AND MATERIAL

For this hazardous material UN/NA: **1640** please select the packaging type and material.

Select only ONE

Plastic receptacle within a protective

- Steel drum
- Steel crate or box
- Aluminum drum
- Aluminum crate or box
- Wooden box
- Plywood drum
- Plywood box
- Fiber drum
- Fiberboard box
- Plastic drum
- Plastic box

Glass, porcelain, or stoneware receptacles within a protective

- Steel drum
- Steel crate or box
- Aluminum drum
- Aluminum crate or box
- Wooden box
- Plywood drum
- Wickerwork hamper
- Fiber drum
- Fiberboard box
- Expanded plastic packaging
- Solid plastic packaging

◀ Previous

Save and Continue ▶

## Item I - Time to Complete Survey

### ITEM I - TIME TO COMPLETE SURVEY

How long did it take to complete this questionnaire?

Include the time to read instructions, to gather information, to enter and verify the data.

Hours     Minutes

[< Previous](#)

[Save and Continue >](#)

## Item J - Remarks

### ITEM J - REMARKS

Use this space to clarify your response or provide any feedback.

Include comments on any large or unusual shipments.

[< Previous](#)

[Save and Continue >](#)

## Submission Confirmation Screen

### SUBMISSION CONFIRMATION

Thank you for completing the Commodity Flow Survey. The U.S. Census Bureau has received your data. We suggest you keep a copy of this survey for your records.

If applicable, please return to the main menu to complete any additional surveys.

<b>Submission Date &amp; Time:</b>	April 5, 2022 3:29:37pm
<b>Reporting Period:</b>	3/20/2022 - 3/26/2022
<b>Company Information:</b>	ABC COMPANY 123 dBA/SHIPMENT CENTRAL 123 HEADQUARTERS ROAD SUITLAND, MD 20746-1234
<b>Company Contact Person:</b>	JOHN V. SMITH III Phone: 123-456-7890 E-mail: john.v.smith.iii@ship.central
<b>Census Reference ID:</b>	4123456789

Note: After submitting the survey, it takes 1 or 2 business days for the filing status to be updated on the Respondent Portal.

Print Confirmation Screen



View/Print Submitted Data (PDF)

Return to Main Menu

The letters PDF or the  icon indicate a document is in the [Portable Document Format \(PDF\)](#). To view the file you will need the [Adobe Reader](#), which is available for **free** from the Adobe web site.