


ATTACHMENT 6a: NBCCEDP Clinic-Level Data Instrument (Screenshots)

Welcome Screen

 Currently logged on as: t2admin
([Logout](#) / [Change login](#))

HOME **RESOURCES** **REPORTS** **SUBMIT MDES** **B&C-BARS** **ADMIN**

[About](#) | [Data Entry](#) | [Reports](#) | [Export](#) | [Edits-Submit](#) [Help?](#)

NBCCEDP Clinic Baseline and Annual Reporting System (B&C-BARS) OMB No. 0920-1046
Expiration Date: MM/DD/YYYY

Thank you for using the nbccedo.org website to report data on your partner health systems and clinics. You will use the 'Data Entry' menu to provide baseline and annual information on each clinic, including characteristics of the health system and clinic population, B&C screening rates, and evidence-based interventions and supporting strategies used to increase B&C screening. We encourage you to use the comment boxes at the end of each section to explain irregular data or provide context. For example, why are you "not confident" in the data you are reporting?

News/Updates

- February 26, 2021: The COVID-19 questions are now available in B&C-BARS. A link to the data definition for these questions can be found below. As noted in the blast [email](#) from CDC, these questions should be completed for PY3 annual records, and for any clinics enrolled in PY4 and after.
- March 19, 2020: Please click [here](#) for a copy of the blast email from the CDC, sent on 3/18/20.
- May 24, 2019: The B&C-BARS tab is now active. 'Admin' accounts were given permission to the tab, and those 'admin' users can create accounts and set permissions for other users. See the "Help-GettingStarted" document for more information on using the system.

Documents and additional resources for the Clinic Baseline and Annual Reporting System

- [Full Clinic Data Dictionary - Breast](#) (04/10/2019)
- [Full Clinic Data Dictionary - Cervical](#) (04/10/2019)
- [COVID-19 Clinic Data Supplemental Dictionary](#) (02/26/2021)
- [Clinic Data FAQ](#) (04/10/2019)
- [Clinic Data Tips](#) (04/10/2019)
- [Clinic Data Reporting Schedule](#) (04/10/2019)
- [Measuring Breast, Cervical, and Colorectal Cancer Screening Rates](#) (03/01/2021)
- [Release Notes](#) (02/26/2021)
- [Getting Started - Help](#) (05/23/2019)
- [Webinar1 Replav - Video of the CDC conducted webinar on clinic data collection and reporting held on March 28, 2019](#) (04/10/2019)
- [Webinar1 Slides - Copy of slides from the CDC conducted webinar on clinic data collection and reporting held on March 28, 2019](#) (04/10/2019)
- [Webinar2 Replav - Video of the CDC/IMS conducted webinar on the B&C-BARS system \(clinic data collection and reporting\) on nbccedo.org held on May 23, 2019](#) (05/23/2019)
- [Webinar2 Slides - Copy of slides from the CDC/IMS conducted webinar on the B&C-BARS system \(clinic data collection and reporting\) on nbccedo.org held on May 23, 2019](#) (05/23/2019)
- [Clinic Data Folder in Resources Tab](#) (05/23/2019)

If you have any questions or problems with the site, please contact technical support at support@nbccedo.org.

Public reporting burden of this collection of information is estimated to average 45 minutes per response, including the time for reviewing instructions, searching existing data sources, gathering and maintaining the data needed, and completing and reviewing the collection of information. An agency may not conduct or sponsor, and a person is not required to respond to a collection of information unless it displays a currently valid OMB control number. Send comments regarding this burden estimate or any other aspect of this collection of information, including suggestions for reducing this burden to CDC/ATSDR Reports Clearance Officer; 1600 Clifton Road NE, MS D-74, Atlanta, Georgia 30329; ATTN: PRA (0920-1046).

Menu Bar and Navigation

HOME

RESOURCES

REPORTS


SUBMIT MDEs

B&C-BARS

ADMIN

About | **Data Entry** | Reports | Export | Edits-Submit

Clinic Data for Test Program 1

Collapse All 

-- New Health System --

[-] Andalusia Health System (123) ->

-- New Clinic --

[-] Andalusia Clinic A (001)

Breast

- Baseline
- Year 1 - NBCCEDP 1701-py1
- Year 2 - NBCCEDP 1701-py2
- Year 3 - NBCCEDP 1701-py3
- -- New Year --

Cervical

- Baseline
- Year 1 - NBCCEDP 1701-py2
- Year 2 - NBCCEDP 1701-py3
- -- New Year --

[-] Andalusia Clinic B (002)

Breast

- Baseline
- Year 1 - NBCCEDP 1701-py3
- -- New Year --

Cervical

- -- Baseline --

[-] Catalonia Health System (321)

-- New Clinic --

[-] Catalonia Clinic A (001)

Breast

- Baseline
- Year 1 - NBCCEDP 1701-py2
- Year 2 - NBCCEDP 1701-py3
- -- New Year --

Cervical

- Baseline
- -- New Year --

Health System Data

Health System A

[[Modify](#)] [[New HS Year](#)] [[New Clinic](#)]

[[Delete](#)]

Partner and Record Identifiers

NBCCEDP Partner Entity[?]:

Clinic

Health system name:

Health System A

Health system ID[?]:

001

Health system Street:

123 Main Street

Health system City:

Health system State:

Health system zip code:

Health system County:

Baseline Health System Status

Health System NBCCEDP Activities Start Date [?]:

04 / 01 / 2021

HS Baseline: PY1

Baseline Health System Characteristics

Partner Agreement [?]:

▼

Date of Partner Agreement [?]:

mm / dd / yyyy

Total # of primary care clinics in health system [?]:

▼

Total # of primary care providers in health system [?]:

▼

Annual Health System Status

Annual Report Period:

NBCCEDP 2022-2202-py1 ▾

Annual Health System Characteristics

Partner Agreement[?]:

▾

Total # of primary care clinics in health system[?]:

▾

Total # of primary care providers in health system[?]:

▾

Clinic Data - Characteristics

Partner and Record Identifiers

Clinic name:

Clinic ID [?]:

Clinic street:

Clinic city:

Clinic state:

Clinic zip code:

Clinic county:

Comments (leave blank if there are no comments):

Clinic Data - Baseline Breast

Baseline Clinic Activity and Status

Clinic Enrollment NOFO, Breast Activities[?]:

Clinic NBCCEDP-Breast Activities Start Date[?]:

Baseline PY:

Partner Type[?]:

COVID-19 Questions

COVID-19 clinic closure and/or hours/days reduced[?]:

Number of weeks closed:

Clinic Hours - pre COVID-19[?] (# hours per week):

Number of hours reduced per week[?]:

Percent hours reduced:

Number of weeks with reduced hours:

Clinic Data - Baseline Breast (continued)

COVID-19 screening/diagnostic impact[?]:

Yes No

Visits restricted to sick patients[?]:

Yes No

Visits limited to high risk or symptomatic patients[?]:

Yes No

Visits restricted to telehealth/telemedicine only[?]:

Yes No

Unable to refer for mammography[?]:

Yes No

Unable to refer for follow-up testing[?]:

Yes No

Patients cancelled or did not schedule[?]:

Yes No

Patients fearful of contracting COVID-19[?] (if unable to collect this, select 'No'):

Yes No

Screening activities limited due to prioritization of COVID-19 vaccination:

Yes No

Other impact[?]:

Yes No

COVID-19 Negative Impact on EBIs[?]:

Yes No

Negative Impact on Patient Reminders:

Yes No

Negative Impact on Provider Reminders:

Yes No

Negative Impact on Provider Assessment and Feedback:

Yes No

Negative Impact on Reducing Structural Barriers:

Yes No

Negative Impact on Small Media:

Yes No

Negative Impact on Patient Education:

Yes No

Negative Impact on Reducing Out-of-Pocket Costs:

Yes No

Negative Impact on Professional Development/Provider Education:

Yes No

Negative Impact on Patient Navigation:

Yes No

COVID-19 Comments (200 character limit, leave blank if there are no comments):

Baseline Clinic Characteristics and Patient Population

of primary care providers at clinic[?]:

Total # of clinic patients[?]:

Total # of clinic patients, women age 50-74[?]:

% of women patients age 50-74, uninsured[?]:

% of women patients age 50-74, Hispanic (leave blank if unknown):

% of women patients age 50-74, White (leave blank if unknown):

% of women patients age 50-74, Black or African American (leave blank if unknown):

% of women patients age 50-74, Asian (leave blank if unknown):

% of women patients age 50-74, Native Hawaiian or other Pacific Islander (leave blank if unknown):

% of women patients age 50-74, American Indian or Alaskan Native (leave blank if unknown):

% of women patients age 50-74, More than one race (leave blank if unknown):

Name of primary EHR vendor at clinic[?]:

Primary EHR home[?]:

Newly screening or opened[?]:


Comments (leave blank if there are no comments):

Clinic Data - Baseline Breast (continued)

Rate status:

Both Chart Review and EHR Rate ▼

Start date of 12-month measurement SR period[?]:

mm/dd/yyyy 

End date of 12-month measurement period[?]:

*** End date above is auto calculated based on start date.*

*** If rate status is 'not available', collect the following field:*

Screening rate date available[?]:


mm/dd/yyyy 

Chart Review Screening Rates

CR - breast cancer screening rate (%):

CR - breast cancer screening rate numerator[?]:

CR - breast cancer screening rate denominator[?]:

CR - breast cancer screening quality measure[?]:

% of charts reviewed to calculate screening rate:

Sampling Method[?]:

CR - breast cancer screening rate confidence:

CR - breast cancer screening rate problem[?]:

Comments for CR rates (leave blank if there are no comments):

Clinic Data - Baseline Breast (continued)

EHR Screening Rates

EHR - breast cancer screening rate (%):

EHR - breast cancer screening rate numerator[?]:

EHR - breast cancer screening rate denominator[?]:

EHR - breast cancer screening quality measure[?]:

EHR - breast cancer screening rate confidence:

EHR - breast cancer screening rate problem[?]:

EHR - breast cancer screening reporting source[?]:

Comments for EHR rates (leave blank if there are no comments):

Screening Rate Target and Comments

Clinic breast cancer screening rate target for next year:

Comments for screening rates (leave blank if there are no comments):

Monitoring and Quality Improvement for Breast Cancer Screening

Clinic screening policy[?]:

Clinic champion[?]:

Utilizing health IT to improve data collection and quality[?]:

Yes No

Utilizing health IT tools for monitoring program performance[?]:

Yes No

QA/QI support[?]:

Yes No

BCCEDP clinical services reimbursed[?]:

Comments (leave blank if there are no comments):

Clinic Data - Baseline Breast (continued)

Patient reminder system in place at baseline:

Yes ▾

Provider reminder system in place at baseline:

No ▾

Provider assessment and feedback in place at baseline:

No ▾

Reducing structural barriers in place at baseline [?]:

No ▾

Small media in place at baseline:

Yes ▾

Patient education in place at baseline:

Yes ▾

Reducing out-of-pocket costs in place at baseline [?]:

No ▾

Professional development/provider education in place at baseline:

No ▾

Community outreach activities in place at baseline:

▾

Other community-clinical linkage (CCL) activities (leave blank if unknown):

Patient navigation in place at baseline:

Yes ▾

Patient Navigation Purpose:

▾

Number of FTEs delivering patient navigation [?]:

▾

Comments (for EBIs and Other Strategies, leave blank if there are no comments):

Clinic Data - Baseline Breast (continued)

Other breast cancer Activity 1 (leave blank if unknown):

Other breast cancer Activity 2 (leave blank if unknown):

Other breast cancer Activity 3 (leave blank if unknown):

-

Comments (for EBIs and Other Strategies, leave blank if there are no comments):

Clinic Data - Annual Breast

Annual Report Period [?]:

NBCCEDP 2022-2202-py1 

Annual Partner Status [?]:



** Collect the following if status is 'terminated' or 'suspended':

Suspension/Termination date [?]:

mm/dd/yyyy 

Please select the reason(s) clinic was suspended/terminated:

Clinic implementation completed - no longer monitoring screening rates:

Yes No

Clinic non-performance:

Yes No

Clinic does not have resources/capacity to participate:

Yes No

Clinic EHR problems or unable to collect clinic data:

Yes No

Clinic merged with another clinic:

Yes No

Clinic closed:

Yes No

Other:

Yes No

COVID-19 Questions

COVID-19 clinic closure and/or hours/days reduced[?]:

Yes, both closed and reduced hours/days

Number of weeks closed:

Clinic hours - pre COVID-19[?] (# hours per week):

Number of hours reduced per week[?]:

Percent hours reduced:

Number of weeks with reduced hours:

Clinic Data – Annual Breast (continued)

COVID-19 screening/diagnostic impact[?]:

Yes No

Visits restricted to sick patients[?]:

Yes No

Visits limited to high risk or symptomatic patients[?]:

Yes No

Visits restricted to telehealth/telemedicine only[?]:

Yes No

Unable to refer for mammography[?]:

Yes No

Unable to refer for follow-up testing[?]:

Yes No

Patients cancelled or did not schedule[?]:

Yes No

Patients fearful of contracting COVID-19[?] (if unable to collect this, select 'No'):

Yes No

Screening activities limited due to prioritization of COVID-19 vaccination:

Yes No

Other impact[?]:

Yes No

COVID-19 Negative Impact on EBIs[?]:

Yes No

Negative Impact on Patient Reminders:

Yes No

Negative Impact on Provider Reminders:

Yes No

Negative Impact on Provider Assessment and Feedback:

Yes No

Negative Impact on Reducing Structural Barriers:

Yes No

Negative Impact on Small Media:

Yes No

Negative Impact on Patient Education:

Yes No

Negative Impact on Reducing Out-of-Pocket Costs:

Yes No

Negative Impact on Professional Development/Provider Education:

Yes No

Negative Impact on Patient Navigation:

Yes No

COVID-19 Comments (200 character limit, leave blank if there are no comments):

Clinic Data - Annual Breast (continued)

Annual Clinic Characteristics and Clinic Patient Population

of primary care providers at clinic[?]:

Total # of clinic patients[?]:

Total # of clinic patients, women age 50-74[?]:

% of women patients age 50-74, uninsured[?]:

Name of primary EHR vendor at clinic[?]:

Primary EHR home[?]:


Comments (leave blank if there are no comments):

Clinic Data – Annual Breast (continued)

Rate status:

Both Chart Review and EHR Rate ▼

Start date of 12-month measurement SR period[?]:

mm/dd/yyyy 

End date of 12-month measurement period[?]:

** End date above is auto calculated based on start date.

** If rate status is 'not available', collect the following field:

Screening rate date available[?]:



mm/dd/yyyy 


Chart Review Screening Rates

CR - breast cancer screening rate (%): All Years: Baseline = NULL


CR screening rate numerator[?]:

 All Years: Baseline = NULL

CR - breast cancer screening rate denominator[?]:


 All Years: Baseline = NULL

CR - breast cancer screening quality measure[?]:


 All Years: Baseline = NULL

% of charts reviewed to calculate screening rate: All Years: Baseline = NULL

Sampling Method[?]:

 All Years: Baseline = NULL

CR - breast cancer screening rate confidence:

 All Years: Baseline = NULL

CR - breast cancer screening rate problem[?]:

 All Years: Baseline = NULL

Comments for CR rates (leave blank if there are no comments):

Clinic Data - Annual Breast (continued)

EHR Screening Rates

EHR - breast cancer screening rate (%): All Years: Baseline = NULL

EHR - breast cancer screening rate numerator[?]:

All Years: Baseline = NULL

EHR - breast cancer screening rate denominator[?]:

All Years: Baseline = NULL

EHR - breast cancer screening quality measure[?]:

All Years: Baseline = NULL

EHR - breast cancer screening rate confidence:

All Years: Baseline = NULL

EHR - breast cancer screening rate problem[?]:

All Years: Baseline = NULL

EHR - breast cancer screening reporting source[?]:

All Years: Baseline = NULL

Comments for EHR rates (leave blank if there are no comments):

Screening Rate Target and Comments

Clinic breast cancer screening rate target for next year:

Comments for screening rates (leave blank if there are no comments):

Monitoring and Quality Improvement for Breast Cancer Screening

Clinic screening policy[?]:

Clinic champion[?]:

Utilizing health IT to improve data collection and quality[?]:

Yes No

Utilizing health IT tools for monitoring program performance[?]:

Yes No

QA/QI support[?]:

Yes No

Process Improvements[?]:

Yes No

Frequency of monitoring breast cancer screening rate[?]:

Validated screening rate[?]:

Yes No

Health Center Controlled Network:

Yes No

Frequency of implementation support to clinic[?]:

BCCEDP clinical services reimbursed[?]:

BCCEDP financial resources[?]:

Yes, to the clinic v

Use of BCCEDP financial resources:

Amount of BCCEDP financial resources[?]:

Comments (leave blank if there are no comments):

Clinic Data - Annual Breast (continued)

EBI - Patient Reminder System[?]:

NBCCEDP resources used toward a patient reminder system:

- Yes No

Patient reminder system in place:

Yes, continuing

Patient reminder system enhancements:

- Yes No

Patient reminders sent multiple ways[?]:

- Yes No

Maximum number and/or frequency of patient reminders[?]:

Patient reminder system sustainability:

- Yes No

** If not in place at PY end, ask the following question:

Patient reminder system planning activities:

EBI - Provider Reminder System[?]:

NBCCEDP resources used toward a provider reminder system:

- Yes No

Provider reminder system in place:

Yes, continuing

Provider reminder system enhancements:

- Yes No

Provider reminders sent multiple ways[?]:

- Yes No

Maximum number and/or frequency of provider reminders[?]:

Provider reminder system sustainability:

- Yes No

** If not in place at PY end, ask the following question:

Provider reminder system planning activities:

Clinic Data - Annual Breast (continued)

EBI - Provider Assessment and Feedback[?]:

NBCCEDP resources used toward provider assessment and feedback:

- Yes No

Provider assessment and feedback in place:

Yes, continuing

Provider assessment and feedback enhancements:

- Yes No

Provider assessment and feedback frequency[?]:

Provider assessment and feedback sustainability:

- Yes No

** If not in place at PY end, ask the following question:

Provider assessment and feedback planning activities:

EBI - Reducing Structural Barriers[?]:

NBCCEDP resources used toward reducing structural barriers:

- Yes No

Reducing structural barriers in place:

Yes, continuing

Reducing structural barriers enhancements:

- Yes No

Reducing structural barriers more than one way[?]:

- Yes No

Maximum ways reducing structural barriers[?]:

Reducing structural barriers sustainability:

- Yes No

** If not in place at PY end, ask the following question:

Reducing structural barriers planning activities:

Clinic Data - Annual Breast (continued)

Small Media [?]:

NBCCEDP resources used toward small media:

- Yes No

Small media in place:

Yes, continuing

Small media enhancements:

- Yes No

Small media delivered in more than one way:

- Yes No

Maximum number of ways and times small media delivered [?]:

Small media sustainability:

- Yes No

** If not in place at PY end, ask the following question:

Small media planning activities:

EBI - Patient education for clinic patients

NBCCEDP resources used toward patient education:

- Yes No

Patient education in place:

Yes, continuing

Patient education enhancements:

- Yes No

Average amount of patient education:

Patient education sustainability:

- Yes No

** If not in place at PY end, ask the following question:

Patient education planning activities:

Clinic Data - Annual Breast (continued)

EBI - Reducing out-of-pocket costs

NBCCEDP resources used toward reducing out-of-pocket costs during this PY:

Yes No

Reducing out-of-pocket costs in place:

Yes, continuing

Reducing out-of-pocket costs enhancements:

Yes No

Reducing out-of-pocket costs in more than one way:

Yes No

Maximum number of ways and times used to reduce out-of-pocket costs:

Reducing out-of-pocket costs sustainability:

Yes No

** If not in place at PY end, ask the following question:

Reducing out-of-pocket costs planning activities:

No

EBI - Professional Development and Provider Education

NBCCEDP resources used toward professional development/provider education:

Yes No

Professional development/provider education in place:

Average amount of professional development/provider education:

Clinic Data - Annual Breast (continued)

EBI - Community outreach, education, and support

NBCCEDP resources used toward community outreach:

- Yes No

Community outreach in place:

Yes, continuing

Community outreach activities enhancements:

- Yes No

Average duration of community outreach activities:

Community outreach sustainability:

- Yes No

Number of FTE CHWs:

Other community-clinical linkage (CCL) activities (leave blank if unknown):

** If not in place at PY end, ask the following question:

Community outreach planning activities:

Clinic Data - Annual Breast (continued)

Patient Navigation

NBCCEDP resources used toward patient navigation:

Yes No

Patient navigation in place:

Yes, continuing

Patient Navigation Purpose:

Patient Navigation Enhancements:

Yes No

Average amount of patient navigation time [?]:

Patient navigators for EBIs:

Yes No

Patient navigation sustainability:

Yes No

Number of FTEs delivering patient navigation [?]:

Number of patients navigated [?]:

** If not in place at PY end, ask the following question:

Patient navigation planning activities:

Comments for EBIs and Other Clinic Activities

Comments (leave blank if there are no comments):

Clinic Data - Annual Breast (continued)

Other Breast Cancer Activity 1:

Other breast cancer Activity 1 (leave blank if unknown):

other1

NBCCEDP resources used towards Activity1 during this PY (leave blank if unknown):

Yes ▼

Other Breast Cancer Activity 2:

Other breast cancer Activity 2 (leave blank if unknown):

other2

NBCCEDP resources used towards Activity2 during this PY (leave blank if unknown):

Yes ▼

Other Breast Cancer Activity 3:

Other breast cancer Activity 3 (leave blank if unknown):

other3

NBCCEDP resources used towards Activity3 during this PY (leave blank if unknown):

Yes ▼

Comments (leave blank if there are no comments):

Clinic Data - Baseline Cervical

Baseline Clinic Activity and Status

Clinic Enrollment NOFO, Cervical Activities[?]:

Clinic NBCCEDP-Cervical Activities Start Date[?]:

Baseline PY:

Partner Type[?]:

COVID-19 Questions

COVID-19 clinic closure and/or hours/days reduced[?]:

Number of weeks closed:

Clinic Hours - pre COVID-19[?] (# hours per week):

Number of hours reduced per week[?]:

Percent hours reduced:

Number of weeks with reduced hours:

Clinic Data – Baseline Cervical (continued)

COVID-19 screening/diagnostic impact[?]:

Yes No

Visits restricted to sick patients[?]:

Yes No

Visits limited to high risk or symptomatic patients[?]:

Yes No

Visits restricted to telehealth/telemedicine only[?]:

Yes No

Unable to refer for follow-up testing[?]:

Yes No

Patients cancelled or did not schedule[?]:

Yes No

Patients fearful of contracting COVID-19[?] (if unable to collect this, select 'No'):

Yes No

Screening activities limited due to prioritization of COVID-19 vaccination:

Yes No

Other impact[?]:

Yes No

COVID-19 Negative Impact on EBIs[?]:

Yes No

Negative Impact on Patient Reminders:

Yes No

Negative Impact on Provider Reminders:

Yes No

Negative Impact on Provider Assessment and Feedback:

Yes No

Negative Impact on Reducing Structural Barriers:

Yes No

Negative Impact on Small Media:

Yes No

Negative Impact on Patient Education:

Yes No

Negative Impact on Reducing Out-of-Pocket Costs:

Yes No

Negative Impact on Professional Development/Provider Education:

Yes No

Negative Impact on Patient Navigation:

Yes No

COVID-19 Comments (200 character limit, leave blank if there are no comments):

Baseline Clinic Characteristics and Patient Population

of primary care providers at clinic[?]:

Total # of clinic patients[?]:

Total # of clinic patients, women age 21-64[?]:

% of women patients age 21-64, uninsured[?]:

% of women patients age 21-64, Hispanic (leave blank if unknown):

% of women patients age 21-64, White (leave blank if unknown):

% of women patients age 21-64, Black or African American (leave blank if unknown):

% of women patients age 21-64, Asian (leave blank if unknown):

% of women patients age 21-64, Native Hawaiian or other Pacific Islander (leave blank if unknown):

% of women patients age 21-64, American Indian or Alaskan Native (leave blank if unknown):

% of women patients age 21-64, More than one race (leave blank if unknown):

Name of primary EHR vendor at clinic[?]:

Primary EHR home[?]:

Newly screening or opened[?]:


Comments (leave blank if there are no comments):

Clinic Data – Baseline Cervical (continued)

Rate status:

Both Chart Review and EHR Rate ▼

Start date of 12-month measurement SR period[?]:

mm/dd/yyyy 

End date of 12-month measurement period[?]:

*** End date above is auto calculated based on start date.*

*** If rate status is 'not available', collect the following field:*

Screening rate date available[?]:


mm/dd/yyyy 

Chart Review Screening Rates

CR - cervical cancer screening rate (%):

CR - cervical cancer screening rate numerator[?]:

▲▼

CR - cervical cancer screening rate denominator[?]:

▲▼

CR - cervical cancer screening quality measure[?]:

▼

% of charts reviewed to calculate screening rate:

Sampling Method[?]:

▼

CR - cervical cancer screening rate confidence:

▼

CR - cervical cancer screening rate problem[?]:

▼

Comments for CR rates (leave blank if there are no comments):

Clinic Data - Baseline Cervical (continued)

EHR Screening Rates

EHR - cervical cancer screening rate (%):

EHR - cervical cancer screening rate numerator[?]:

EHR - cervical cancer screening rate denominator[?]:

EHR - cervical cancer screening quality measure[?]:

EHR - cervical cancer screening rate confidence:

EHR - cervical cancer screening rate problem[?]:

EHR - cervical cancer screening reporting source[?]:

Comments for EHR rates (leave blank if there are no comments):

Screening Rate Target and Comments

Clinic cervical cancer screening rate target for next year:

Comments for screening rates (leave blank if there are no comments):

Monitoring and Quality Improvement for Cervical Cancer Screening

Clinic screening policy[?]:

Clinic champion[?]:

Utilizing health IT to improve data collection and quality[?]:

Yes No

Utilizing health IT tools for monitoring program performance[?]:

Yes No

QA/QI support[?]:

Yes No

BCCEDP clinical services reimbursed[?]:

Comments (leave blank if there are no comments):

Clinic Data – Baseline Cervical (continued)

Patient reminder system in place at baseline:

Yes ▾

Provider reminder system in place at baseline:

No ▾

Provider assessment and feedback in place at baseline:

No ▾

Reducing structural barriers in place at baseline [?]:

No ▾

Small media in place at baseline:

Yes ▾

Patient education in place at baseline:

Yes ▾

Reducing out-of-pocket costs in place at baseline [?]:

No ▾

Professional development/provider education in place at baseline:

No ▾

Community outreach activities in place at baseline:

▾

Other community-clinical linkage (CCL) activities (leave blank if unknown):

Patient navigation in place at baseline:

Yes ▾

Patient Navigation Purpose:

▾

Number of FTEs delivering patient navigation [?]:

▾

Comments (for EBIs and Other Strategies, leave blank if there are no comments):

Clinic Data - Baseline Cervical (continued)

Other cervical cancer Activity 1 (leave blank if unknown):

Other cervical cancer Activity 2 (leave blank if unknown):

Other cervical cancer Activity 3 (leave blank if unknown):

Comments (for EBIs and Other Strategies, leave blank if there are no comments):

Clinic Data - Annual Cervical

Annual Report Period [?]:

NBCCEDP 2022-2202-py1

Annual Partner Status [?]:

** Collect the following if status is 'terminated' or 'suspended':

Suspension/Termination date [?]:

mm/dd/yyyy

Please select the reason(s) clinic was suspended/terminated:

Clinic implementation completed - no longer monitoring screening rates:

Yes No

Clinic non-performance:

Yes No

Clinic does not have resources/capacity to participate:

Yes No

Clinic EHR problems or unable to collect clinic data:

Yes No

Clinic merged with another clinic:

Yes No

Clinic closed:

Yes No

Other:

Yes No

Clinic Data - Annual Cervical (continued)

COVID-19 Questions

COVID-19 clinic closure and/or hours/days reduced[?]:

Yes, both closed and reduced hours/days ▼

Number of weeks closed:

Clinic hours - pre COVID-19[?] (# hours per week):

Number of hours reduced per week[?]:

Percent hours reduced:

Number of weeks with reduced hours:

Clinic Data – Annual Cervical (continued)

COVID-19 screening/diagnostic impact[?]:

Yes No

Visits restricted to sick patients[?]:

Yes No

Visits limited to high risk or symptomatic patients[?]:

Yes No

Visits restricted to telehealth/telemedicine only[?]:

Yes No

Unable to refer for follow-up testing[?]:

Yes No

Patients cancelled or did not schedule[?]:

Yes No

Patients fearful of contracting COVID-19[?] (if unable to collect this, select 'No'):

Yes No

Screening activities limited due to prioritization of COVID-19 vaccination:

Yes No

Other impact[?]:

Yes No

COVID-19 Negative Impact on EBIs[?]:

Yes No

Negative Impact on Patient Reminders:

Yes No

Negative Impact on Provider Reminders:

Yes No

Negative Impact on Provider Assessment and Feedback:

Yes No

Negative Impact on Reducing Structural Barriers:

Yes No

Negative Impact on Small Media:

Yes No

Negative Impact on Patient Education:

Yes No

Negative Impact on Reducing Out-of-Pocket Costs:

Yes No

Negative Impact on Professional Development/Provider Education:

Yes No

Negative Impact on Patient Navigation:

Yes No

COVID-19 Comments (200 character limit, leave blank if there are no comments):

Clinic Data - Annual Cervical (continued)

Annual Clinic Characteristics and Clinic Patient Population

of primary care providers at clinic[?]:

Total # of clinic patients[?]:

Total # of clinic patients, women age 21-64[?]:

% of women patients age 21-64, uninsured[?]:

Name of primary EHR vendor at clinic[?]:

Primary EHR home[?]:


Comments (leave blank if there are no comments):

Clinic Data – Annual Cervical (continued)

Rate status:

Both Chart Review and EHR Rate ▼

Start date of 12-month measurement SR period[?]:

mm/dd/yyyy 

End date of 12-month measurement period[?]:

*** End date above is auto calculated based on start date.*

*** If rate status is 'not available', collect the following field:*

Screening rate date available[?]:


mm/dd/yyyy 

Chart Review Screening Rates

CR - cervical cancer screening rate (%):

CR - cervical cancer screening rate numerator[?]:



CR - cervical cancer screening rate denominator[?]:



CR - cervical cancer screening quality measure[?]:

▼

% of charts reviewed to calculate screening rate:

Sampling Method[?]:

▼

CR - cervical cancer screening rate confidence:

▼

CR - cervical cancer screening rate problem[?]:

▼

Comments for CR rates (leave blank if there are no comments):

Clinic Data - Annual Cervical (continued)

EHR Screening Rates

EHR - cervical cancer screening rate (%):

EHR - cervical cancer screening rate numerator[?]:

EHR - cervical cancer screening rate denominator[?]:

EHR - cervical cancer screening quality measure[?]:

EHR - cervical cancer screening rate confidence:

EHR - cervical cancer screening rate problem[?]:

EHR - cervical cancer screening reporting source[?]:

Comments for EHR rates (leave blank if there are no comments):

Screening Rate Target and Comments

Clinic cervical cancer screening rate target for next year:

Comments for screening rates (leave blank if there are no comments):

Clin

ic Data - Annual Cervical (continued)

Monitoring and Quality Improvement for Cervical Cancer Screening

Clinic screening policy[?]:

Clinic champion[?]:

Utilizing health IT to improve data collection and quality[?]:

Yes No

Utilizing health IT tools for monitoring program performance[?]:

Yes No

QA/QI support[?]:

Yes No

Process Improvements[?]:

Yes No

Frequency of monitoring cervical cancer screening rate[?]:

Validated screening rate[?]:

Yes No

Health Center Controlled Network:

Yes No

Frequency of implementation support to clinic[?]:

BCCEDP clinical services reimbursed[?]:

BCCEDP financial resources[?]:

Yes, to the clinic

Use of BCCEDP financial resources:

Amount of BCCEDP financial resources[?]:

Comments (leave blank if there are no comments):

Clinic Data - Annual Cervical (continued)

EBI - Patient Reminder System[?]:

NBCCEDP resources used toward a patient reminder system:

Yes No

Patient reminder system in place:

Yes, continuing

Patient reminder system enhancements:

Yes No

Patient reminders sent multiple ways[?]:

Yes No

Maximum number and/or frequency of patient reminders[?]:

Patient reminder system sustainability:

Yes No

If not in place at PY end, ask the following question:

Patient reminder system planning activities:

EBI - Provider Reminder System[?]:

NBCCEDP resources used toward a provider reminder system:

- Yes No

Provider reminder system in place:

Yes, continuing

Provider reminder system enhancements:

- Yes No

Provider reminders sent multiple ways[?]:

- Yes No

Maximum number and/or frequency of provider reminders[?]:

Provider reminder system sustainability:

- Yes No

If not in place at PY end, ask the following question:

Provider reminder system planning activities:

Clinic Data - Annual Cervical (continued)

EBI - Provider Assessment and Feedback[?]:

NBCCEDP resources used toward provider assessment and feedback:

- Yes No

Provider assessment and feedback in place:

Yes, continuing

Provider assessment and feedback enhancements:

- Yes No

Provider assessment and feedback frequency[?]:

Provider assessment and feedback sustainability:

- Yes No

If not in place at PY end, ask the following question:

Provider assessment and feedback planning activities:

EBI - Reducing Structural Barriers[?]:

NBCCEDP resources used toward reducing structural barriers:

- Yes No

Reducing structural barriers in place:

Yes, continuing

Reducing structural barriers enhancements:

- Yes No

Reducing structural barriers more than one way[?]:

- Yes No

Maximum ways reducing structural barriers[?]:

Reducing structural barriers sustainability:

- Yes No

If not in place at PY end, ask the following question:

Reducing structural barriers planning activities:

Clinic Data - Annual Cervical (continued)

Small Media[®]:

NBCCEDP resources used toward small media:

Yes No

Small media in place:

Yes, continuing

Small media enhancements:

Yes No

Small media delivered in more than one way:

Yes No

Maximum number of ways and times small media delivered[®]:

Small media sustainability:

Yes No

If not in place at PY end, ask the following question:

Small media planning activities:

EBI - Patient education for clinic patients

NBCCEDP resources used toward patient education:

Yes No

Patient education in place:

Yes, continuing

Patient education enhancements:

Yes No

Average amount of patient education:

Patient education sustainability:

Yes No

If not in place at PY end, ask the following question:

Patient education planning activities:

Clinic Data - Annual Cervical (continued)

EBI - Reducing out-of-pocket costs

NBCCEDP resources used toward reducing out-of-pocket costs during this PY:

Yes No

Reducing out-of-pocket costs in place:

Yes, continuing

Reducing out-of-pocket costs enhancements:

Yes No

Reducing out-of-pocket costs in more than one way:

Yes No

Maximum number of ways and times used to reduce out-of-pocket costs:

Reducing out-of-pocket costs sustainability:

Yes No

If not in place at PY end, ask the following question:

Reducing out-of-pocket costs planning activities:

No

EBI - Professional Development and Provider Education

NBCCEDP resources used toward professional development/provider education:

Yes No

Professional development/provider education in place:

Average amount of professional development/provider education:

Clinic Data - Annual Cervical (continued)

EBI - Community outreach, education, and support

NBCCEDP resources used toward community outreach:

Yes No

Community outreach in place:

Yes, continuing

Community outreach activities enhancements:

Yes No

Average duration of community outreach activities:

Community outreach sustainability:

Yes No

Number of FTE CHWs:

Other community-clinical linkage (CCL) activities (leave blank if unknown):

If not in place at PY end, ask the following question:

Community outreach planning activities:

Clinic Data - Annual Cervical (continued)

Patient Navigation

NBCCEDP resources used toward patient navigation:

- Yes
- No

Patient navigation in place:

Yes, continuing

Patient Navigation Purpose:

Patient Navigation Enhancements:

- Yes
- No

Average amount of patient navigation time[?]:

Patient navigators for EBIs:

- Yes
- No

Patient navigation sustainability:

- Yes
- No

Number of FTEs delivering patient navigation[?]:

Number of patients navigated[?]:

If not in place at PY end, ask the following question:

Patient navigation planning activities:

Comments for EBIs and Other Clinic Activities

Comments (leave blank if there are no comments):

Clinic Data – Annual Cervical (continued)

Other Cervical Cancer Activity 1:

Other cervical cancer Activity 1 (leave blank if unknown):

NBCCEDP resources used towards Activity1 during this PY (leave blank if unknown):

Other Cervical Cancer Activity 2:

Other cervical cancer Activity 2 (leave blank if unknown):

NBCCEDP resources used towards Activity2 during this PY (leave blank if unknown):

Other Cervical Cancer Activity 3:

Other cervical cancer Activity 3 (leave blank if unknown):

NBCCEDP resources used towards Activity3 during this PY (leave blank if unknown):

Comments (leave blank if there are no comments):