



Attachment 7. CDC TRAIN Immediate Post-Course Evaluation

Notifications 

Administrator 

CDC TRAIN

HOME

COURSE CATALOG

YOUR LEARNING


CALENDAR

RESOURCES

DISCUSSIONS

ADMIN

HELP

 **Testing CDC's OMB Evaluation**

← Back

Register User

History

Take Evaluation







Evaluation Pending

Web-Based Training - Self-Study

ID 1100249

Skill Level: Introductory

0.2h



Testing the evaluation tool

About

Contacts

Reviews

Discussion

Certificates

Testing CDC's OMB Evaluation

Close

Test OMB Immediate Post-Course Evaluation Tool

Form Approved
OMB No. 0920-0017
Expiration Date: XX/XX/XXXX

Please take a moment to give us your honest feedback about this course. Your comments will help us improve future educational activities.

Click 'Start Evaluation' button to start the evaluation.

Public reporting burden of this collection of information is estimated to average 7 minutes per response, including the time for reviewing instructions, searching existing data sources, gathering and maintaining the data needed, and completing and reviewing the collection of information. An agency may not conduct or sponsor, and a person is not required to respond to a collection of information unless it displays a currently valid OMB control number. Send comments regarding this burden estimate or any other aspect of this collection of information, including suggestions for reducing this burden to CDC/ATSDR Reports Clearance Officer, 1600 Clifton Road NE, MS D-74, Atlanta, Georgia 30333; Attn: ATTN: PRA (0920-0017).

Clicking 'Continue' will continue where you've left off.

Continue

Attachment 7. CDC TRAIN Immediate Post-Course Evaluation

Test OMB Immediate Post-Course Evaluation Tool

Question 1

How relevant is this course to your current work?

- ☐ Not at all relevant
- ☐ Slightly relevant
- ☐ Moderately relevant
- ☐ Very relevant
- ☐ Extremely relevant

Question 2

Will you use what you learned in this course in your work?

- ☐ Definitely not
- ☐ Probably not
- ☐ Possibly
- ☐ Probably will
- ☐ Definitely will
- ☐ Not applicable, I did not learn anything new from this course

Attachment 7. CDC TRAIN Immediate Post-Course Evaluation

Question 3

How will you use what you learned from this course? I will: (select all that apply)

- ☐ Maintain my competence
- ☐ Increase my competence
- ☐ Improve my performance
- ☐ Provide clinical interventions in practice
- ☐ Develop strategies I can use in practice
- ☐ Other, please specify:
- ☐ Not applicable, I did not learn from this course
- ☐ Not applicable, I do not plan to use anything from this course

Question 4

What, if anything, do you plan to use from this course?

Answer:

Question 5

What factors will keep you from using the content of this course in your work? Select all that apply.

- ☐ None, I will use what I learned in my work
- ☐ I need additional training in the subject matter
- ☐ I will not have the resources I need in my workplace
- ☐ I will not be provided opportunities to use what I learned
- ☐ I will not have the time to use what I learned
- ☐ My supervisor will not support me in using what I learned
- ☐ My colleagues will not support me in using what I learned
- ☐ The course content is not relevant to my current work
- ☐ Other, please specify:

Attachment 7. CDC TRAIN Immediate Post-Course Evaluation

Question 6

How will your team benefit as a result of what you learned? I will: (select all that apply)

- ☐ provide better communication across my interprofessional team(s) (any team with people from different professions)
- ☐ share information with colleagues to improve patient education
- ☐ identify changes needed in practice
- ☐ increase participation in shared decision making across my interprofessional team(s) (any team with people from different professions)
- ☐ Other, please specify:
- ☐ Not applicable, I did not learn from the course and/or it will not benefit my team

Question 7

Rate your knowledge of (or skill in) the purpose of the standards **before the course**.

- ☐ Not at all knowledgeable or skilled
- ☐ Slightly knowledgeable or skilled
- ☐ Moderately knowledgeable or skilled
- ☐ Very knowledgeable or skilled
- ☐ Extremely knowledgeable or skilled


Question 8

Rate your knowledge of (or skill in) describing each standard **before the course**.

- ☐ Not at all knowledgeable or skilled
- ☐ Slightly knowledgeable or skilled
- ☐ Moderately knowledgeable or skilled
- ☐ Very knowledgeable or skilled
- ☐ Extremely knowledgeable or skilled

Attachment 7. CDC TRAIN Immediate Post-Course Evaluation


Question 9



Rate your knowledge of (or skill in) identifying where you can find more information **before the course**.

- ☐ Not at all knowledgeable or skilled
- ☐ Slightly knowledgeable or skilled
- ☐ Moderately knowledgeable or skilled
- ☐ Very knowledgeable or skilled
- ☐ Extremely knowledgeable or skilled


Question 10



Rate your knowledge of (or skill in) the purpose of the standards now **after the course**.

- ☐ Not at all knowledgeable or skilled
- ☐ Slightly knowledgeable or skilled
- ☐ Moderately knowledgeable or skilled
- ☐ Very knowledgeable or skilled
- ☐ Extremely knowledgeable or skilled

Question 11




Rate your knowledge of (or skill in) describing each standard now **after the course**.

- ☐ Not at all knowledgeable or skilled
- ☐ Slightly knowledgeable or skilled
- ☐ Moderately knowledgeable or skilled
- ☐ Very knowledgeable or skilled
- ☐ Extremely knowledgeable or skilled

Attachment 7. CDC TRAIN Immediate Post-Course Evaluation


Question 12



Rate your knowledge of (or skill in) identifying where you can find more information now **after the course**.

- ☐ Not at all knowledgeable or skilled
- ☐ Slightly knowledgeable or skilled
- ☐ Moderately knowledgeable or skilled
- ☐ Very knowledgeable or skilled
- ☐ Extremely knowledgeable or skilled


Question 13



Was the course's content relevant to the learning objectives: 1) Explain the purpose of the standards 2) Describe each standard and 3) Identify where you can find more information?

- ☐ Yes
- ☐ No

Question 14




What is your opinion of the balance of instruction and interactive learning in this course? Examples of interactive learning include knowledge checks, case studies, question & answer sessions, exercises, etc.

- ☐ Too much instruction and not enough interactive learning
- ☐ Right amount of both instruction and interactive learning
- ☐ Too much interactive learning and not enough instruction

Attachment 7. CDC TRAIN Immediate Post-Course Evaluation


Question 15



The instructional strategies (lecture, case studies, figures, tables, media, etc.) helped me learn.

- ☐ Strongly disagree
- ☐ Disagree
- ☐ Neutral
- ☐ Agree
- ☐ Strongly agree


Question 16



The content expert(s) presented the content effectively.

- ☐ Strongly disagree
- ☐ Disagree
- ☐ Neutral
- ☐ Agree
- ☐ Strongly agree

Question 17




What part of this course was most helpful to your learning?

Answer:

Attachment 7. CDC TRAIN Immediate Post-Course Evaluation


Question 18



How could this course be improved to make it a more effective learning experience?

Answer:


Question 19



Did the course's content address a need in your professional practice?

- ☐ Yes
- ☐ No
- ☐ Not sure

Question 20



Was the learning environment conducive to learning?

- ☐ Yes
- ☐ No

Attachment 7. CDC TRAIN Immediate Post-Course Evaluation

Question 21

How did you hear about this course? Please select all that apply.

- ☐ Website, please specify (example: Training and Continuing Education Online or CDC Learning Connection)
- ☐ Search on TRAIN
- ☐ Search on Google or another search engine
- ☐ Social Media, please specify (Instagram, Facebook, Twitter, LinkedIn)
- ☐ E-newsletter, please specify (example: CDC email update)
- ☐ A presentation, please specify (example: Society of Public Health Education annual conference)
- ☐ A referral from a colleague, peer, supervisor, or organization
- ☐ Required by my organization
- ☐ Other, please specify:

Question 22

Did the course meet your expectations based on reading the course's description?

- ☐ Yes
- ☐ Somewhat
- ☐ No
- ☐ Not applicable; I did not read the course's description

Question 23

How likely are you to recommend this course to someone else?

- ☐ Not at all likely
- ☐ Somewhat likely
- ☐ Very likely

Attachment 7. CDC TRAIN Immediate Post-Course Evaluation

Question 24

What other topic(s) related to this course would you like to learn more about?

Answer:

Question 25

What challenges, if any, did you experience when using the TRAIN system? Think about the TRAIN online system overall, not the specific course that you completed. Please select all that apply.

- ☐ Creating a TRAIN account
- ☐ Finding the course
- ☐ Registering for the course
- ☐ Launching the course
- ☐ Completing this post-course evaluation
- ☐ Obtaining technical assistance and support
- ☐ Other, please specify:
- ☐ Not applicable; I did not experience any challenges using the TRAIN system

Question 26

What additional features would you like to see in TRAIN?

Answer:

Attachment 7. CDC TRAIN Immediate Post-Course Evaluation

Question 27

What is your primary profession? Please select one answer.

- ☐ Administration or operations professional
- ☐ Behavioral health professional
- ☐ Laboratory professional
- ☐ Community health worker
- ☐ Emergency preparedness professional
- ☐ Environmental health worker
- ☐ Epidemiologist
- ☐ Evaluator
- ☐ Health communicator or public information specialist
- ☐ Health educator

- ☐ Teacher or instructor
- ☐ Librarian
- ☐ Nurse
- ☐ Oral health professional
- ☐ Pharmacist or pharmacy technician
- ☐ Physician
- ☐ Physician assistant
- ☐ Social worker
- ☐ Statistician
- ☐ Student
- ☐ Veterinarian
- ☐ No longer in the workforce (e.g. retired, disabled)
- ☐ Other, please specify:

Attachment 7. CDC TRAIN Immediate Post-Course Evaluation

Question 28

What is your primary job setting/affiliation? Please select one answer.

- ☐ Clinical laboratory
- ☐ Federal agency
- ☐ Hospital, medical center, or clinic
- ☐ Local government
- ☐ Long-term care/skilled nursing facility
- ☐ Pharmacy
- ☐ Private for-profit business
- ☐ Private industry
- ☐ Private nonprofit organization or foundation
- ☐ Public health laboratory
- ☐ School or university
- ☐ State government
- ☐ Territorial government
- ☐ Tribal government
- ☐ Other, please specify:

Attachment 7. CDC TRAIN Immediate Post-Course Evaluation

Question 29

How many years have you worked in your current profession?

- ☐ Less than 1 year
- ☐ 1-5 years
- ☐ 6-10 years
- ☐ 11-15 years
- ☐ 16-20 years
- ☐ 21 years or more
- ☐ No longer in the workforce

Question 30

Do you believe this course was free of commercial bias and/or commercial marketing?

- ☐ Yes
- ☐ No

Question 31

If you answered No, please explain.

Answer:

Thank you for your time.