

# **National Public Education Financial Survey (NPEFS) 2019-2021: Common Core of Data (CCD)**

## **Appendix E1**

### **Documentation of New Web Application**

**OMB# 1850-0067 v.21**

**National Center for Education Statistics (NCES)**

August 2021

The web application for the NPEFS data collection decreases the paperwork burden of the state respondents and our data analysts. The application provides respondents with tools to review their data and helps decrease keying errors. We continuously make upgrades to the web application based on feedback received from respondents. The application integrates all parts of NPEFS data collection:

- Fiscal data plan
- Crosswalk module
- Current year submission
- Prior year revisions
- Digital or hard copy confirmation by designated authorized official
- Frequently asked questions
- Awards criteria for early submission of clean data
- NPEFS and Crosswalk reports available after survey submission
- Enhanced edits of NPEFS data before survey submission
- Enhanced form printing capability
- Help screens
- Imputation review (acceptance and denial options)
- Reporting instructions and a user guide in PDF format

The web application is designed to assist respondents and analysts. The survey application includes displays of prior year data and built-in data validity checks. The reporting instructions, user guide, and online help text answers many questions respondents may have about completing the survey online. Within the NPEFS web application, our respondents, analysts, and sponsor can view and print the survey data, and we can easily track the states' survey submissions and re-submissions and provide technical assistance to support states in responding to the survey.

The U.S. Census Bureau is upgrading the web application for FY 2021. This upgrade will utilize new technologies to improve the user experience and make the site more secure. The upgrade necessitates updates to user guides and documentation which will walk the respondent through the process for using the web application to submit NPEFS data. The comprehensive user guide provides respondents with step-by-step instructions for entering data into the NPEFS form, using the crosswalk application to complete the NPEFS form, responding to the fiscal data plan, signing the submission, and making revisions to prior year data. The functions performed by the application will be the same as those in the current application; however, the process for completing each task has been streamlined and the experience improved. Help text for each data item has been developed which contains the reporting instructions plus additional information from the NCES Accounting Handbook<sup>1</sup> to make reporting instructions easier to find.

This appendix includes screenshots of the current application versus the new web application. Following that is a listing of the item help text available to respondents within the web application. Finally, the appendix includes the user guide providing instructions and resources to data users on how to use the web application.


The screenshots contained in this Appendix display the current year as FY 2020 and the prior year as FY 2019; however, the web application will not be in production until the collection opens for the FY 2021 collection. The fiscal years are set in the application for testing purposes only. The fiscal years in the

---

<sup>1</sup> Allison, G.S. (2015). *Financial Accounting for Local and State School Systems: 2014 Edition* (NCES 2015-347). U.S. Department of Education, National Center for Education Statistics. Washington, DC: U.S. Government Printing Office. Available at <https://nces.ed.gov/pubs2015/2015347.pdf>

application and in the user guide will be updated to FY 2021 (current year) and FY 2020 (prior year) when the application is deployed prior to the date that the collection opens for FY 2021.

## Old Home page and login


National Center For Education Statistics  
US Department of Education
OMB: 1850-0067  
Expires: 01/31/2024

NPEFS Home
Spreadsheet
Web Collection
Resources
Awards

### 2020 National Public Education Financial Survey

The National Center for Education Statistics (NCES) welcomes data respondents to the 2020 National Public Education Financial Survey (NPEFS). The NPEFS survey is a key component of the U.S. Department of Education's Common Core of Data (CCD), an annual collection of basic information about the nation's public elementary and secondary schools.

NPEFS collects state-level school finance data derived from the administrative and fiscal records of the 50 state education agencies (SEAs), the District of Columbia, and five outlying areas under U.S. jurisdiction (Puerto Rico, Guam, the U.S. Virgin Islands, the Commonwealth of the Northern Marianas, and American Samoa).

The NPEFS survey is a voluntary survey conducted annually by NCES and the U.S. Census Bureau. NCES sponsors the survey, while the Census Bureau serves as the primary data collection agent. NCES and the Census Bureau are authorized to collect NPEFS survey data by Congress through section 406(b) of the General Education Provisions Act (20 U.S.C. 1221e-1) and Title 13 United States Code, Section 8b respectively.

Using this website, NPEFS respondents can submit/edit survey data, complete the fiscal data plan, and upload or download any files necessary for data submission. This website also houses the *Crosswalk System*, where NPEFS respondents can "crosswalk" their state account code data to the NPEFS format required for submission to NCES.

For questions regarding the survey, please visit the FAQs or contact appropriate NPEFS staff.

[erd.npefs.list@census.gov](mailto:erd.npefs.list@census.gov)  
**Phone:** (800) 437-4196  
**Fax:** (888) 891-2099

UserID:

Password:


Change Password After Login

[Forgot Password](#)

**WARNING: UNAUTHORIZED ACCESS PROHIBITED**

You are accessing a UNITED STATES GOVERNMENT computer system. Use of this computer system without authorization or for purposes for which authorization has not been extended is a violation of Federal law and can be punished with fines or imprisonment (18 U.S.C §1030). System usage may be monitored, recorded, and subject to audit. Use of this system indicates consent to monitoring and recording.


**What's New**



See important information and discover what changes have been made to the NPEFS for FY 2020.

Learn What's New

**Frequently Asked Questions**




We have answers to the most frequently asked questions.

Visit our FAQs Section

System Requirements | 
 Contact Us | 
 Web Policy Statement | 
 Burden Statement

## New Home page and login


National Center for Education Statistics
Census Development  
OMB: 1850-0067  
Expires: 8/31/2022

### National Public Education Financial Survey

#### LOGIN

**User ID**

**Password**

[Forgot Password?](#) Login

**WARNING: UNAUTHORIZED ACCESS PROHIBITED**  
 You are accessing a UNITED STATES GOVERNMENT computer system. Use of this computer system without authorization or for purposes for which authorization has not been extended is a violation of Federal law and can be punished with fines or imprisonment (18 U.S.C §1030). System usage may be monitored, recorded, and subject to audit. Use of this system indicates consent to monitoring and recording.

#### NATIONAL PUBLIC EDUCATION FINANCIAL SURVEY

The National Center for Education Statistics (NCES) welcomes data respondents to the National Public Education Financial Survey (NPEFS). The NPEFS survey is a key component of the U.S. Department of Education's Common Core of Data (CCD), an annual collection of basic information about the nation's public elementary and secondary schools.

NPEFS collects state-level school finance data derived from the administrative and fiscal records of the 50 state education agencies (SEAs), the District of Columbia, and five outlying areas under U.S. jurisdiction (Puerto Rico, Guam, the U.S. Virgin Islands, the Commonwealth of the Northern Marianas, and American Samoa).

The NPEFS survey is a voluntary survey conducted annually by NCES and the U.S. Census Bureau. NCES and the Census Bureau are authorized to collect NPEFS survey data by Congress through Section 153(a)(1)(I) of the Education Sciences Reform Act of 2002 (P.L. 107-279), 20 U.S.C. § 9543 and Title 13 United States Code, Section 8b respectively.

Using this website, NPEFS respondents can submit/edit survey data, complete the fiscal data plan, and upload or download any files necessary for data submission. This website also houses the Crosswalk System, where NPEFS respondents can "crosswalk" their state account code data to the NPEFS format required for submission to NCES.

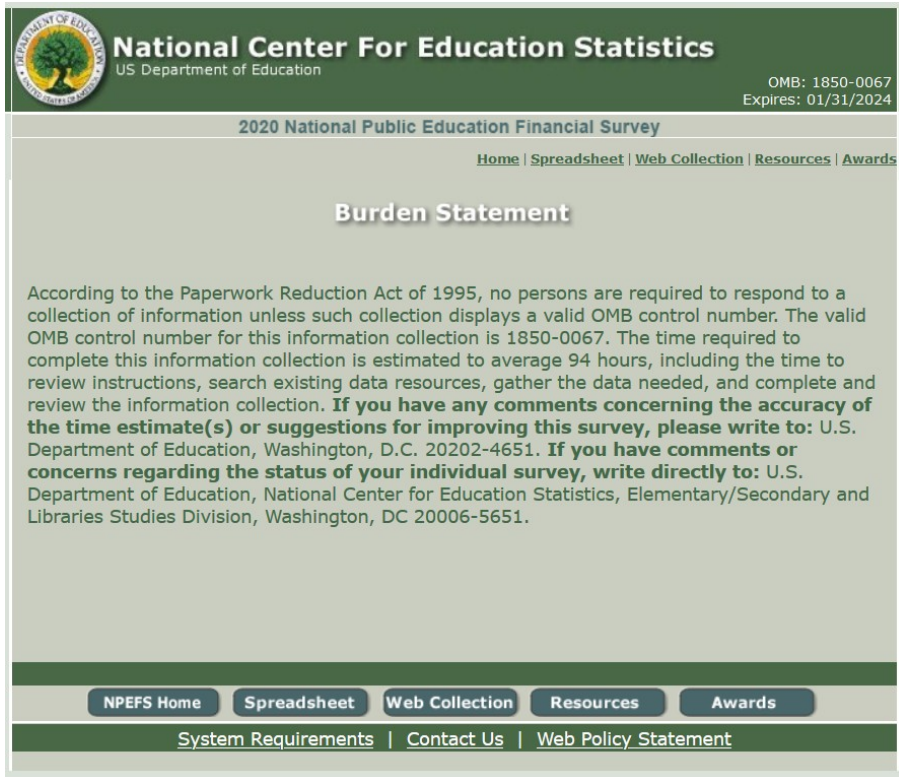
For questions regarding the survey, please visit the FAQs or contact appropriate NPEFS staff.

[erd.npefs.list@census.gov](mailto:erd.npefs.list@census.gov)  
**Phone:** (800) 437-4196  
**Fax:** (888) 891-2099

Contact Us | 
 Burden Statement | 
 Web Policy Statement | 
 System Requirements

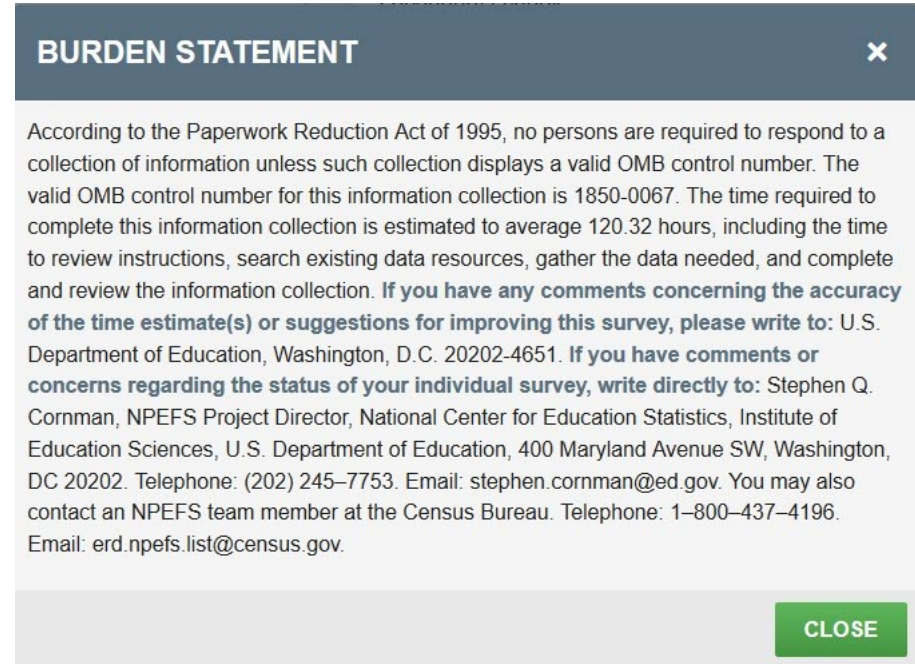
3.0.2021.0825.1630

## Old burden statement



The screenshot shows the top of a web page with a green header. On the left is the Department of Education logo. To its right, the text reads "National Center For Education Statistics" and "US Department of Education". Further right, it says "OMB: 1850-0067" and "Expires: 01/31/2024". Below the header is a navigation bar with "2020 National Public Education Financial Survey" and links for "Home", "Spreadsheet", "Web Collection", "Resources", and "Awards". The main content area has a title "Burden Statement" and a paragraph of text explaining the Paperwork Reduction Act of 1995, stating that no response is required unless a valid OMB control number is displayed. It provides the OMB number 1850-0067 and an estimated completion time of 94 hours. It includes instructions on how to provide feedback on accuracy, time estimates, or survey status. At the bottom, there is a dark green footer with buttons for "NPEFS Home", "Spreadsheet", "Web Collection", "Resources", and "Awards", and a row of links for "System Requirements", "Contact Us", and "Web Policy Statement".

## New burden statement



The screenshot shows a dark blue modal window with the title "BURDEN STATEMENT" and a close button (X) in the top right corner. The main text area contains a paragraph explaining the Paperwork Reduction Act of 1995, stating that no response is required unless a valid OMB control number is displayed. It provides the OMB number 1850-0067 and an estimated completion time of 120.32 hours. It includes instructions on how to provide feedback on accuracy, time estimates, or survey status. At the bottom right, there is a green button labeled "CLOSE".

## Old main page

**National Center For Education Statistics**  
US Department of Education

OMB: 1850-0067  
Expires: 8/31/2022

2020 National Public Education Financial Survey

Test State A1

**MAIN PAGE**

FY 2020 - Not yet Submitted.  
See 'View Errors' for more information.

Fiscal Data Plan - Incomplete

FY 2019 - Unchanged from original FY 2019 submission.  
Any changes will require a new submission and signature page.

NAME OF STATE: Test State A1

CONTACT: Test Coordinator A1

TELEPHONE: 111 - 222 - 3333 EXT

FAX: 111 - 222 - 4444

Email: coordinator@teststate1.gov

AUTHORIZED OFFICIAL: Test Authorizer A1

TITLE: Administrator

TELEPHONE: 111 - 222 - 5555 EXT

FAX: 111 - 222 - 6666

Email: authorizer@teststate1.gov

Save

With the new web application, the status of submission (not started, not submitted, submitted, signed, unchanged from original) will be above the link that the respondent will use to complete the necessary step. The status is also color coded with a green bar if the step is complete, a red bar if actions are required, and a gray bar for optional actions.

In the old web application, the user had to read the status and the next steps and then chose the appropriate link from the left navigation bar. Only the links relevant at that step would display.

## New main page

**Institute of Education Sciences** | **National Center for Education Statistics**

2020 National Public Education Financial Survey

Test State A2

State Home

**TEST STATE A2 | 2020**

The National Center for Education Statistics (NCES) welcomes data respondents to the 2020 National Public Education Financial Survey (NPEFS).

**1. DATA PLAN**

Data Plan Not Started

FY 2020 Fiscal Data Plan  
Complete the 2020 Fiscal Data Plan

FY 2019 Fiscal Data Plan  
View the 2019 Fiscal Data Plan (Read-Only)

**2. FY 2020 DATA SUBMISSION**

FY 2020 Response Not Started

Key Data  
Edit FY 2020 Data

Upload Data  
(Optional) Upload FY 2020 Data from a Spreadsheet into the NPEFS System

Final Data Check  
Run Final Data Checks and Submit FY 2020 Data

FY 2020 Reports  
FY 2020 vs. FY 2019  
FY 2020 NPEFS Form  
FY 2020 NPEFS Totals Comparison

2020 Signature  
Sign the FY 2020 Submission

**3. OPTIONAL - FY 2019 DATA REVISION**

Unchanged From Original FY 2019 Submission

FY 2019 Reports  
FY 2019 Data  
FY 2019 vs. FY 2018 Data  
FY 2019 NPEFS Form  
FY 2019 NPEFS Totals Comparison  
Revise 2019 Data

**CONTACT INFORMATION**

Contact information for the person who is completing this survey, or the person responsible for this survey

Name: Test User

Phone: (333) 123-4500 EXT

Fax: (333) 123-6843

Email: testuser@email.gov

Updated: 5/11/20 11:37 AM By: Manual Update

**AUTHORIZED OFFICIAL**

Information about the person who performs the final sign-off on the survey data

Name: Test Authorizer

Title: Director

Phone: (333) 123-9870 EXT

Fax: (333) 123-8796

Email: authorizer@email.gov

Updated: 5/11/20 11:37 AM By: Manual Update

**ALTERNATE CONTACTS (0)**

Contact information for additional people who work on this survey

Save

**ACCOUNT - TESTUSER**

Change Password  
Change your account password

**ADMIN**

State Documents  
View a list of uploaded and generated files for this state

Contact Us | Burden Statement | Web Policy Statement | System Requirements

© 2021 NCES/IEE

# Old NPEFS "key data" form

**Section 1**  
ELEMENTARY AND SECONDARY EDUCATION REVENUES FROM ALL SOURCES

REVENUE FROM LOCAL SOURCES	Item Code	FY 2020 Amount	Flag	FY 2019 Amount	Flag
a. Property Tax (1110)	R1A	0		2,389,878,854	
b. Non-property Tax (1120-1190)	R1B	0		33,874,561	
c. Other Local Government Units-Property Tax (1210)	R1C	0		0	N
d. Other Local Government Units-Non-Property Tax (1220-1290)	R1D	0		0	N
e. Tuition From Individuals (1310)	R1E	0		1,362,473	
f. Tuition From Other LEAs Within The State (1321)	R1F	0		60,678,819	
g. Transportation Fees From Individuals (1410)	R1G	0		140,628	
h. Transportation Fees From Other LEAs Within the State (1421)	R1H	0		83,300	
i. Earnings on Investments (1500-1540; exclude 1532)	R1I	0		8,886,077	
j. Food Services (excluding federal reimbursements) (1600-1650)	R1J	0		67,568,266	
k. District Activities (1700-1790)	R1K	0		91,556,007	
l. Other Revenue From Local Sources (1320-1350, 1420-1440, 1800, 1900-1990; not 1321, 1421, 1940, 1951, 1970)	R1L	0		77,431,629	
m. Textbook Revenues (1940)	R1M	0		0	N
n. Summer School Revenues (1312)	R1N	0		909,680	
<b>LOCAL SOURCES OF REVENUE SUBTOTAL (1000)</b>	<b>STR1</b>	<b>0</b>		<b>2,651,658,195</b>	
Calculated Total	CSTR1	0		2,651,658,195	

REVENUE FROM INTERMEDIATE SOURCES (2000)	Item Code	FY 2020 Amount	Flag	FY 2019 Amount	Flag
R2	R2	0		18,576,710	

REVENUE FROM STATE SOURCES (3000)	Item Code	FY 2020 Amount	Flag	FY 2019 Amount	Flag
R3	R3	0		1,450,774,397	

REVENUE FROM FEDERAL SOURCES	Item Code	FY 2020 Amount	Flag	FY 2019 Amount	Flag
a. Grants-in-Aid Direct From the Federal Government (4100, 4300)	R4A	0		45,269,348	
b. Grants-in-Aid From the Federal Government Through the State (4200, 4500)	R4B	0		184,192,470	
c. Grants-in-Aid From the Federal Government Through Other Intermediate Agencies (4700)	R4C	0		11,799,496	
d. Other Revenue From Federal Sources (4800, 4900)	R4D	0		107,882,848	
<b>Federal Sources of Revenue Subtotal (4000)</b>	<b>STR4</b>	<b>0</b>		<b>349,144,162</b>	
Calculated Totals	CSTR4	0		349,144,162	

OTHER SOURCES OF REVENUE (5000, 6000)	Item Code	FY 2020 Amount	Flag	FY 2019 Amount	Flag
R5	R5	0		566,751,692	

Total Revenue	Item Code	FY 2020 Amount	Flag	FY 2019 Amount	Flag
TR	TR	0		4,470,153,464	
Calculated Total	CTR	0		4,470,153,464	

Comments:

Previous Next Save Final Data Check Reset NPEFS Form

In the new web application, the form is the same; however, the new web application has an enhanced glossary and data edit checks.

# New NPEFS "key data" form

**Section 1**  
PUBLIC ELEMENTARY AND SECONDARY EDUCATION REVENUES FROM ALL SOURCES

REVENUE FROM LOCAL SOURCES	Item Code	2020 [Editing] Amount	Flag	2019 [Prior Submission] Amount	Flag
a. Property Tax (1110)	R1A				
b. Non-property Tax (1120-1190)	R1B				
c. Other Local Government Units Property Tax (1210)	R1C				
d. Other Local Government Units Non-Property Tax (1220-1290)	R1D				
e. Tuition From Individuals (1310)	R1E				
f. Tuition From Individuals (1310)	R1F				
g. Transportation Fees From Individuals (1410)	R1G				
h. Transportation Fees From Other LEAs Within the State (1421)	R1H				
i. Earnings on Investments (1500-1640; not 1632)	R1I				
j. Food Services (excluding federal reimbursements) (1600-1650)	R1J				
k. District Activities (1700-1790)	R1K				
l. Other Revenue From Local Sources (1320-1350, 1420-1440, 1800, 1900-1990; not 1321, 1421, 1940, 1951, 1970)	R1L				
m. Textbook Revenues (1940)	R1M				
n. Summer School Revenues (1312)	R1N				
<b>LOCAL SOURCES OF REVENUE SUBTOTAL (1000)</b>	<b>STR1</b>	<b>0</b>			
Calculated Total [Sum a-e, g, i-n]	CSTR1	0			

REVENUE FROM INTERMEDIATE SOURCES (2000)	Item Code	2020 [Editing] Amount	Flag	2019 [Prior Submission] Amount	Flag
R2	R2				

REVENUE FROM STATE SOURCES (3000)	Item Code	2020 [Editing] Amount	Flag	2019 [Prior Submission] Amount	Flag
R3	R3				

REVENUE FROM FEDERAL SOURCES	Item Code	2020 [Editing] Amount	Flag	2019 [Prior Submission] Amount	Flag
a. Grants-in-Aid Direct From the Federal Government (4100, 4300)	R4A				
b. Grants-in-Aid From the Federal Government Through the State (4200, 4500)	R4B				
c. Grants-in-Aid From the Federal Government Through Other Intermediate Agencies (4700)	R4C				
d. Other Revenue From Federal Sources (4800, 4900)	R4D				
<b>Federal Sources of Revenue Subtotal (4000)</b>	<b>STR4</b>	<b>0</b>			
Calculated Total [Sum a-d]	CSTR4	0			

OTHER SOURCES OF REVENUE (5000, 6000)	Item Code	2020 [Editing] Amount	Flag	2019 [Prior Submission] Amount	Flag
R6	R6				

Total Revenue	Item Code	2020 [Editing] Amount	Flag	2019 [Prior Submission] Amount	Flag
TR	TR				
Sum of subtotals. Do not include other sources of revenue (5000, 6000).	CTR	0			

SECTION 1 COMMENTS

2020 [Editing]

2019 [Prior Submission]

Save and Run Edits Go To Final Checks State Home

Contact Us Burden Statement Web Policy Statement System Requirements

**National Center For Education Statistics**  
US Department of Education  
OMB: 1820-0007 Expires: 03/31/2022

2020 National Public Education Financial Survey Web Implementation Home State Filter

Test State A3 Go To Section: < 1 - 2 - 3a - 3b - 4 - 5 - 6 - 7 - 8 >

Final Data Check

**Section 2**  
**PUBLIC ELEMENTARY AND SECONDARY EDUCATION EXPENDITURES**

INSTRUCTION (1000)	Item Code	FY 2020 Amount	Flag	FY 2019 Amount	Flag
1. Salaries (100)	E11	0		1,679,432,380	
2. Employee Benefits (200)	E12	0		660,051,259	
3. Purchased Services (300-500; exclude 500, 591)	E13	0		134,211,934	
4. Tuition Payments Outside the State, to Private Schools, and Other (562, 563, 566, 568, 569)	E14	0		0	N
5. Tuition and Voucher Payments to Other LEAs and Charter Schools Within the State (561, 564, 567)	E15	0		19,828,278	
6. Supplies (600)	E16	0		119,990,503	
7. Property (700)	E17	0		74,555,374	
8. Other (810, 890)	E18	0		23,088,807	
<b>Instruction Expenditures Subtotal (1000) Sum 1, 2, 3, 4, 6, &amp; 8 only</b>	STE1	0		2,616,805,063	
<b>Calculated Total</b>	CSTE1	0		2,616,805,063	

Special Exhibit Items	Item Code	FY 2020 Amount	Flag	FY 2019 Amount	Flag
1. Salaries Paid to Teachers in Regular Education Programs (Objects 111 and 113; Program #100)	E11A	0		1,030,290,215	
2. Salaries Paid to Special Education Teachers (Objects 111 and 113; Program #200)	E11B	0		251,760,612	
3. Salaries Paid to Vocational Education Teachers (Objects 111 and 113; Program #300)	E11C	0		458,091	
4. Salaries Paid to Teachers in Other Programs Providing Instruction to Students in Grades Pre-Kindergarten Through Grade 12 and Un-graded Students (Objects 111 and 113; Programs #400 and #900)	E11D	0		215,420,455	
<b>Textbook Expenditures for Classroom Instruction (Object 640)</b>	E2	0		640,704	

Comments:

Previous Next Save Final Data Check Reset NPEFS Form

**National Center For Education Statistics**  
US Department of Education  
OMB: 1820-0007 Expires: 03/31/2022

2020 National Public Education Financial Survey Web Implementation Home State Filter

Test State A3 Go To Section: < 1 - 2 - 3a - 3b - 4 - 5 - 6 - 7 - 8 >

Final Data Check

**Section 3a**  
**PUBLIC ELEMENTARY AND SECONDARY EDUCATION EXPENDITURES**  
**SUPPORT SERVICES (2000)**

SUPPORT SERVICES, STUDENTS (2100)	Item Code	FY 2020 Amount	Flag	FY 2019 Amount	Flag
1. Salaries (100)	E212	0		97,300,807	
2. Employee Benefits (200)	E222	0		30,833,300	
3. Purchased Services (300-500; exclude 591)	E232	0		16,536,056	
4. Supplies (600)	E242	0		6,990,026	
5. Property (700)	E252	0		2,152,483	
6. Other (810, 890)	E262	0		2,854,384	
<b>Support Services Students Expenditures Subtotal (2100) Sum 1, 2, 3, 4, &amp; 6 only</b>	STE22	0		154,574,573	
<b>Calculated Total</b>	CSTE22	0		154,574,573	

SUPPORT SERVICES, INSTRUCTION (2200)	Item Code	FY 2020 Amount	Flag	FY 2019 Amount	Flag
1. Salaries (100)	E213	0		73,584,798	
2. Employee Benefits (200)	E223	0		24,717,214	
3. Purchased Services (300-500; exclude 591)	E233	0		12,082,851	
4. Supplies (600)	E243	0		16,292,203	
5. Property (700)	E253	0		5,217,670	
6. Other (810, 890)	E263	0		3,250,274	
<b>Support Services Instruction Expenditures Subtotal (2200) Sum 1, 2, 3, 4, &amp; 6 only</b>	STE23	0		129,827,340	
<b>Calculated Total</b>	CSTE23	0		129,827,340	

SUPPORT SERVICES, GENERAL ADMINISTRATION (2300)	Item Code	FY 2020 Amount	Flag	FY 2019 Amount	Flag
1. Salaries (100)	E214	0		61,905,369	
2. Employee Benefits (200)	E224	0		20,270,098	
3. Purchased Services (300-500; exclude 591)	E234	0		23,066,488	
4. Supplies (600)	E244	0		4,176,320	
5. Property (700)	E254	0		66,705	
6. Other (810, 820, 890)	E264	0		8,000,808	
<b>Support Services General Administration Expenditures Subtotal (2300) Sum 1, 2, 3, 4, &amp; 6 only</b>	STE24	0		118,339,083	
<b>Calculated Total</b>	CSTE24	0		118,339,083	

SUPPORT SERVICES, SCHOOL ADMINISTRATION (2400)	Item Code	FY 2020 Amount	Flag	FY 2019 Amount	Flag
1. Salaries (100)	E215	0		130,051,681	
2. Employee Benefits (200)	E225	0		47,724,303	
3. Purchased Services (300-500; exclude 591)	E235	0		1,123,970	
4. Supplies (600)	E245	0		1,511,014	
5. Property (700)	E255	0		3,137,768	
6. Other (810, 890)	E265	0		1,792,428	
<b>Support Services School Administration Expenditures Subtotal (2400) Sum 1, 2, 3, 4, &amp; 6 only</b>	STE25	0		191,203,396	
<b>Calculated Total</b>	CSTE25	0		191,203,396	

Comments:

Previous Next Save Final Data Check Reset NPEFS Form

**National Center For Education Statistics**  
US Department of Education  
OMB: 1820-0007 Expires: 03/31/2022

2020 National Public Education Financial Survey Web Implementation Home State Filter

Test State A3 Go To Section: < 1 - 2 - 3a - 3b - 4 - 5 - 6 - 7 - 8 >

Final Data Check

**Section 2**  
**PUBLIC ELEMENTARY AND SECONDARY EDUCATION EXPENDITURES**

INSTRUCTION (1000)	Item Code	2020 (Editing) Amount	Flag	2019 (Prior Submission) Amount	Flag
1. Salaries (100)	E11				
2. Employee Benefits (200)	E12				
3. Purchased Services (300-500; exclude 500, 591)	E13				
4. Tuition and Voucher Payments Outside the State, to Private Schools, and Other (562, 563, 566, 568, 569)	E14				
5. Tuition and Voucher Payments to Other LEAs and Charter Schools Within the State (561, 564, 567)	E15				
6. Supplies (600)	E16				
7. Property (700)	E17				
8. Other (810, 890)	E18				
<b>Instruction Expenditures Subtotal (1000)</b>	STE1				
<b>Calculated Total (Sum 1-4, 6, 8 only)</b>	CSTE1	0			

SPECIAL EXHIBIT ITEMS	Item Code	2020 (Editing) Amount	Flag	2019 (Prior Submission) Amount	Flag
1. Salaries Paid to Teachers in Regular Education Programs (Objects 111 and 113; Program #100)	E11A				
2. Salaries Paid to Special Education Teachers (Objects 111 and 113; Program #200)	E11B				
3. Salaries Paid to Vocational Education Teachers (Objects 111 and 113; Program #300)	E11C				
4. Salaries Paid to Teachers in Other Programs Providing Instruction to Students in Grades Pre-Kindergarten Through Grade 12 and Un-graded Students (Objects 111 and 113; Programs #400 and #900)	E11D				
<b>Textbook Expenditures for Classroom Instruction (Object 640)</b>	E2				

SECTION 2 COMMENTS

2020 (Editing)

2019 (Prior Submission)

Save and Run Edits Go To Final Checks State Home

Contact Us Budget Statement Web Entry Statement System Requirements

**National Center For Education Statistics**  
US Department of Education  
OMB: 1820-0007 Expires: 03/31/2022

2020 National Public Education Financial Survey Web Implementation Home State Filter

Test State A3 Go To Section: < 1 - 2 - 3a - 3b - 4 - 5 - 6 - 7 - 8 >

Final Data Check

**Section 3a**  
**PUBLIC ELEMENTARY AND SECONDARY EDUCATION EXPENDITURES**  
**SUPPORT SERVICES (2000)**

SUPPORT SERVICES, STUDENTS (2100)	Item Code	2020 (Editing) Amount	Flag	2019 (Prior Submission) Amount	Flag
1. Salaries (100)	E212				
2. Employee Benefits (200)	E222				
3. Purchased Services (300-500; exclude 591)	E232				
4. Supplies (600)	E242				
5. Property (700)	E252				
6. Other (810, 890)	E262				
<b>Support Services Students Expenditures Subtotal (2100)</b>	STE22				
<b>Calculated Total (Sum 1-4, 6 &amp; 6 only)</b>	CSTE22	0			

SUPPORT SERVICES, INSTRUCTION (2200)	Item Code	2020 (Editing) Amount	Flag	2019 (Prior Submission) Amount	Flag
1. Salaries (100)	E213				
2. Employee Benefits (200)	E223				
3. Purchased Services (300-500; exclude 591)	E233				
4. Supplies (600)	E243				
5. Property (700)	E253				
6. Other (810, 890)	E263				
<b>Support Services Instruction Expenditures Subtotal (2200)</b>	STE23				
<b>Calculated Total (Sum 1-4, 6 &amp; 6 only)</b>	CSTE23	0			

SUPPORT SERVICES, GENERAL ADMINISTRATION (2300)	Item Code	2020 (Editing) Amount	Flag	2019 (Prior Submission) Amount	Flag
1. Salaries (100)	E214				
2. Employee Benefits (200)	E224				
3. Purchased Services (300-500; exclude 591)	E234				
4. Supplies (600)	E244				
5. Property (700)	E254				
6. Other (810, 820, 890)	E264				
<b>Support Services General Administration Expenditures Subtotal (2300)</b>	STE24				
<b>Calculated Total (Sum 1-4, 6 &amp; 6 only)</b>	CSTE24	0			

SUPPORT SERVICES, SCHOOL ADMINISTRATION (2400)	Item Code	2020 (Editing) Amount	Flag	2019 (Prior Submission) Amount	Flag
1. Salaries (100)	E215				
2. Employee Benefits (200)	E225				
3. Purchased Services (300-500; exclude 591)	E235				
4. Supplies (600)	E245				
5. Property (700)	E255				
6. Other (810, 890)	E265				
<b>Support Services School Administration Expenditures Subtotal (2400)</b>	STE25				
<b>Calculated Total (Sum 1-4, 6 &amp; 6 only)</b>	CSTE25	0			

SECTION 3A COMMENTS

2020 (Editing)

2019 (Prior Submission)

Save and Run Edits Go To Final Checks State Home

Contact Us Budget Statement Web Entry Statement System Requirements



**National Center For Education Statistics**  
US Department of Education  
OMB: 1835-0067  
Expires: 03/31/2022

2020 National Public Education Financial Survey  
Test State A3  
Go To Section: [1](#) [2](#) [3a](#) [3b](#) [4](#) [5](#) [6](#) [7](#) [8](#) [22](#)

Final Data Check

**Section 3b**  
**PUBLIC ELEMENTARY AND SECONDARY EDUCATION EXPENDITURES**  
**SUPPORT SERVICES (2000)**

Item Code	FY 2020 Amount	Flag	FY 2019 Amount	Flag
Support Services, Operations and Maintenance (2600)				
1. Salaries (100)	E216	0	126,665,078	
2. Employee Benefits (200)	E226	0	49,629,932	
3. Purchased Services (300-500; exclude 591)	E236	0	138,250,526	
4. Supplies (600)	E246	0	26,884,866	
5. Property (700)	E256	0	31,626,992	
6. Other (810, 890)	E266	0	3,732,457	
Support Services Operations and Maintenance Expenditures Subtotal (2600) Sum 1, 2, 3, 4, & 6 only	STE26	0	345,167,859	
Calculated Total	CSTE26	0	345,167,859	

Item Code	FY 2020 Amount	Flag	FY 2019 Amount	Flag
Support Services, Student Transportation (2700)				
1. Salaries (100)	E217	0	41,349,545	
2. Employee benefits (200)	E227	0	13,568,601	
3. Purchased Services (300-500; exclude 511, 591)	E237	0	59,630,348	
4. Supplies (600)	E247	0	2,621,722	
5. Property (700)	E257	0	15,084,358	
6. Other (810, 890)	E267	0	2,205,467	
Support Services Student Transportation Expenditures Subtotal (2700) Sum 1, 2, 3, 4, & 6 only	STE27	0	119,440,883	
Calculated Total	CSTE27	0	119,440,883	

Item Code	FY 2020 Amount	FY 2019 Amount
Support Services, Other Support Services (2500,2900)		
1. Salaries (100)	E218	23,451,744
2. Employee Benefits (200)	E228	17,779,639
3. Purchased Services (300-500; exclude 591)	E238	30,095,639
4. Supplies (600)	E248	5,963,169
5. Property (700)	E258	5,070,731
6. Other (810, 835, 890)	E268	9,107,808
Support Services Other Support Services Expenditures Subtotal (2500,2900) Sum 1, 2, 3, 4, & 6 only	STE28	92,297,987
Calculated Total	CSTE28	92,297,987

All Support Services Total by Object (100,200,etc.) (calculated)	Item Code	FY 2020 Amount	FY 2019 Amount
1. Salaries (100)	TE21	0	508,368,027
2. Employee Benefits (200)	TE22	0	199,523,076
3. Purchased Services (300-500; exclude 591)	TE23	0	297,716,876
4. Supplies (600)	TE24	0	64,339,310
5. Property (700)	TE25	0	62,356,707
6. Other (810, 820, 835, 890)	TE26	0	31,003,626
Support Services Total by Object Expenditures Subtotal (2100-2900) Sum 1, 2, 3, 4, & 6 only	STE27	0	1,150,950,921

Comments:

Previous Next Save Final Data Check Reset NPEFS Form

**National Center For Education Statistics**  
US Department of Education  
OMB: 1835-0067  
Expires: 03/31/2022

2020 National Public Education Financial Survey  
Test State A3  
Go To Section: [1](#) [2](#) [3a](#) [3b](#) [4](#) [5](#) [6](#) [7](#) [8](#) [22](#)

Final Data Check

**Section 4**  
**PUBLIC ELEMENTARY AND SECONDARY EDUCATION EXPENDITURES**  
**OPERATION OF NON-INSTRUCTIONAL SERVICES (3000)**

Item Code	FY 2020 Amount	Flag	FY 2019 Amount	Flag
Food Services Operations (3100)				
1. Salaries (100)	E3A11	0	50,418,418	
2. Employee Benefits (200)	E3A12	0	16,147,485	
3. Purchased Services (300-500; exclude 591)	E3A13	0	23,759,671	
4. Supplies (600)	E3A14	0	7,370,185	
5. Property (700)	E3A2	0	4,005,710	
6. Other (810, 890)	E3A16	0	4,211,684	
Operation of Non-Instructional Food Services Expenditures Subtotal (3100) Sum 1, 2, 3, 4, & 6 only	E3A1	0	108,307,443	
Calculated Total	CE3A1	0	108,307,443	

Item Code	FY 2020 Amount	Flag	FY 2019 Amount	Flag
Enterprise Operations (3200)				
1. Salaries (100)	E3B11	0	259,412	
2. Employee Benefits (200)	E3B12	0	29,923	
3. Purchased Services (300-500; exclude 591)	E3B13	0	27,787,963	
4. Supplies (600)	E3B14	0	41,107,395	
5. Property (700)	E3B2	0	0	N
6. Other (810, 890)	E3B16	0	36,231,579	
Operation of Non-Instructional Enterprise Operations Expenditures Subtotal (3200) Sum 1, 2, 3, 4, & 6 only	E3B1	0	105,415,702	
Calculated Total	CE3B1	0	105,415,702	

Comments:

Previous Next Save Final Data Check Reset NPEFS Form

**IES** Institute of Education Sciences | **National Center for Education Statistics**  
OMB: 1835-0067 Expires: 03/31/2022

2020 National Public Education Financial Survey Test State A3  
Home > Key Data 2020 < Prev 1 2 3a 3b 4 6 7 8 Next >

INFORMATION  
For all items where the Amount is zero, please select the Flag "N" (missing), "0" (not applicable), or "Z" (reported zero)

Show:  Percent Change  Item Descriptions

**Section 3b**  
**PUBLIC ELEMENTARY AND SECONDARY EDUCATION EXPENDITURES, SUPPORT SERVICES (2000)**

SUPPORT SERVICES, OPERATIONS AND MAINTENANCE (2600)	Item Code	2020 (Editing)		2019 (Prior Submission)	
		Amount	Flag	Amount	Flag
1 Salaries (100)	E216	0	0		
2 Employee Benefits (200)	E226	0	0		
3 Purchased Services (300-500; exclude 591)	E236	0	0		
4 Supplies (600)	E246	0	0		
5 Property (700)	E256	0	0		
6 Other (810, 890)	E266	0	0		
Support Services Operations and Maintenance Expenditures Subtotal (2600)	STE26	0	0		
Calculated Total (Sum 1-4, & 6 only)	CSTE26	0	0		

SUPPORT SERVICES, STUDENT TRANSPORTATION (2700)	Item Code	2020 (Editing)		2019 (Prior Submission)	
		Amount	Flag	Amount	Flag
1 Salaries (100)	E217	0	0		
2 Employee benefits (200)	E227	0	0		
3 Purchased Services (300-500; exclude 511, 591)	E237	0	0		
4 Supplies (600)	E247	0	0		
5 Property (700)	E257	0	0		
6 Other (810, 890)	E267	0	0		
Support Services Student Transportation Expenditures Subtotal (2700)	STE27	0	0		
Calculated Total (Sum 1-4, & 6 only)	CSTE27	0	0		

SUPPORT SERVICES, OTHER SUPPORT SERVICES (2500,2900)	Item Code	2020 (Editing)		2019 (Prior Submission)	
		Amount	Flag	Amount	Flag
1 Salaries (100)	E218	0	0		
2 Employee Benefits (200)	E228	0	0		
3 Purchased Services (300-500; exclude 591)	E238	0	0		
4 Supplies (600)	E248	0	0		
5 Property (700)	E258	0	0		
6 Other (810, 835, 890)	E268	0	0		
Support Services Other Support Services Expenditures Subtotal (2500, 2900)	STE28	0	0		
Calculated Total (Sum 1-4, & 6 only)	CSTE28	0	0		

ALL SUPPORT SERVICES TOTAL BY OBJECT (100, 200, etc.) (CALCULATED)	Item Code	2020 (Editing)		2019 (Prior Submission)	
		Amount	Flag	Amount	Flag
Salaries (100)	TE21	0	0		
Employee Benefits (200)	TE22	0	0		
Purchased Services (300-500; exclude 511, 591)	TE23	0	0		
Supplies (600)	TE24	0	0		
Property (700)	TE25	0	0		
Other (810, 820, 835, 890)	TE26	0	0		
Support Services Total by Object Expenditures Subtotal (2100-2900) (Sum 1, 2, 3, 4, & 6 only)	STE27	0	0		

SECTION 3B COMMENTS

2020 (Editing)

2019 (Prior Submission)

< Prev 1 2 3a 3b 4 6 7 8 Next >

Save and Run Edits Go To Final Checks State Home

Contact Us Budget Statement Web Policy Statements System Requirements 11/20/2021 10:00 AM

IES Institute of Education Sciences National Center for Education Statistics  
 2020 National Public Education Financial Survey - Test State AD  
 Census Data/Reported Date: 09/24/2021 Form: EFS2022  
 Home > Key Data 2020 < Prev 1 2 3a 3b 4 5 6 7 8 Next >

INFORMATION  
 For all items where the Amount is zero, please select the Flag "M" (pricing), "N" (not applicable), or "Z" (reported zero)  
 Show:  Percent Change  Item Descriptions

**Section 4**  
 PUBLIC ELEMENTARY AND SECONDARY EDUCATION EXPENDITURES

Item Code	2020 (Editing)		2019 (Prior Submission)	
	Amount	Flag	Amount	Flag
<b>FOOD SERVICES OPERATIONS (3100)</b>				
1 Salaries (100)				
2 Employee Benefits (200)				
3 Purchased Services (200-600; exclude 601)				
4 Supplies (600)				
5 Property (700)				
6 Other (810, 890)				
Operation of Non-Instructional Food Services Expenditures Subtotal (3100)				
CE3A1	0			
Calculated Total (Sum 1-4, & C only)				
<b>ENTERPRISE OPERATIONS (2200)</b>				
1 Salaries (100)				
2 Employee Benefits (200)				
3 Purchased Services (200-600; exclude 601)				
4 Supplies (600)				
5 Property (700)				
6 Other (810, 890)				
Operation of Non-Instructional Enterprise Operations Services Expenditures Subtotal (2200)				
CE3B1	0			
Calculated Total (Sum 1-4, & C only)				

SECTION 4 COMMENTS  
 2020 (Editing)  
 2019 (Prior Submission)

< Prev 1 2 3a 3b 4 5 6 7 8 Next >

Save and Run Edits Go To Final Checks State Home

Contact Us Budget Statement Web Policy Statement System Requirements

11/20/2021 10:14:21

**National Center For Education Statistics**  
 US Department of Education  
 OMB: 1850-0087  
 Expires: 8/31/2022

2020 National Public Education Financial Survey  
 Web Instructions Help Main Page  
 Test State A3 Go To Section: [1](#) [2](#) [3a](#) [3b](#) [4](#) [5](#) [6](#) [7](#) [8](#) [9](#)

Final Data Check

**Section 5**  
**PUBLIC ELEMENTARY AND SECONDARY EDUCATION EXPENDITURES**

DIRECT PROGRAM SUPPORT	Item Code	FY 2020 Amount	Flag	FY 2019 Amount	Flag
<a href="#">a1</a> Textbooks for Public School Children	E4A1	0		0	N
<a href="#">a2</a> Textbooks; Property (700) only	E4A2	0		0	N
<a href="#">b1</a> Transportation for Public School Children	E4B1	0		0	N
<a href="#">b2</a> Transportation; Property (700) only	E4B2	0		0	N
<a href="#">c1</a> Employees Benefits for Public School Employees	E4C1	0		0	N
<a href="#">c2</a> Employees Benefits; Property (700) only	E4C2	0		0	N
<a href="#">d</a> Direct Program Support for Private School Students	E4D	0		0	N
<a href="#">e1</a> Other Direct Program Support for Public School Students	E4E1	0		0	N
Specify program names:					
<a href="#">e2</a> Other Direct Program Support for Public School Students; Property (700) only	E4E2	0		0	N
Specify program names:					
<b>Direct Support Expenditures Subtotal</b>	STE4	0		0	N
<b>Calculated Total</b>	CSTE4	0		0	

CURRENT EXPENDITURES	Item Code	FY 2020 Amount	Flag	FY 2019 Amount	Flag
<b>Sum Subtotals for Instruction (1000), Support Services (2000), Non-Instruction (3000 - exclude 3300: Community Services), and Direct Program Support (exclude Direct Program Support for Private School Students). Exclude Property (700).</b>	TE5	0		4,041,479,149	
<b>Calculated Total</b>	CTE5	0		4,041,479,149	

Comments:

Previous Next Save Final Data Check Reset NPEFS Form

**National Center For Education Statistics**  
 US Department of Education  
 OMB: 1850-0087  
 Expires: 8/31/2022

2020 National Public Education Financial Survey  
 Web Instructions Help Main Page  
 Test State A3 Go To Section: [1](#) [2](#) [3a](#) [3b](#) [4](#) [5](#) [6](#) [7](#) [8](#) [9](#)

Final Data Check

**Section 6**  
**PUBLIC ELEMENTARY AND SECONDARY EDUCATION EXPENDITURES**

FACILITIES ACQUISITION & CONSTRUCTION SERVICES (4000)	Item Code	FY 2020 Amount	Flag	FY 2019 Amount	Flag
<a href="#">1</a> Non-Property Expenditures (Construction) (4100-4900)	E61	0		54,679,372	
<a href="#">2</a> Property Expenditures (Include Land and Improvements (710), Land and Existing Buildings (720), and Infrastructure (740))	E62	0		427,535,496	
<a href="#">3</a> Equipment (730)	E63	0		85,710,278	

OTHER USES (5000) - include debt service payments (principal and interest), Debt Service (5100)	Item Code	FY 2020 Amount	Flag	FY 2019 Amount	Flag
<a href="#">1</a> Interest (832)	E7A1	0		96,232,603	
<a href="#">2</a> Redemption of Principal (831)	E7A2	0		180,056,002	
<b>Other Uses Subtotal (5000)</b>	STE7	0		276,288,695	
<b>Calculated Total</b>	CSTE7	0		276,288,695	

COMMUNITY SERVICES (3300)	Item Code	FY 2020 Amount	Flag	FY 2019 Amount	Flag
<a href="#">1</a> Non-Property (Objects 100-600, 800)	E81	0		1,884,050	
<a href="#">2</a> Property (700)	E82	0		22,688	

DIRECT COST PROGRAMS	Item Code	FY 2020 Amount	Flag	FY 2019 Amount	Flag
<a href="#">a</a> Non-Public School Programs (Program #500)	E8A	0		410,123	
<a href="#">b</a> Adult Education (Program #600)	E8B	0		178,054	
<a href="#">c</a> Community College (Object 565, Program #700)	E8C	0		0	N
<a href="#">d</a> Other	E8D	0		0	N
Specify program names:					
<a href="#">1</a> Direct Cost Programs; Property (700)	E91	0		0	N
<b>Direct Cost Programs Subtotal [Exclude Property (700)]</b>	STE9	0		588,177	
<b>Calculated Total</b>	CSTE9	0		588,177	

Property (700)	Item Code	FY 2020 Amount	Flag	FY 2019 Amount	Flag
<a href="#">Property (700)</a>	TE10	0		649,586,167	
<b>Calculated Total</b>	CTE10	0		649,586,167	

TOTAL EXPENDITURES FOR EDUCATION	Item Code	FY 2020 Amount	Flag	FY 2019 Amount	Flag
<b>Sum Current Expenditures, I.A.C.S Non-Property, Community Services (3300), Direct Cost Programs, and Property (700). Exclude Other Uses (5000).</b>	TE11	0		4,748,216,915	
<b>Calculated Total</b>	CTE11	0		4,748,216,915	

Comments:

Previous Next Save Final Data Check Reset NPEFS Form

**National Center for Education Statistics**  
 Institute of Education Sciences  
 US Department of Education  
 OMB: 1850-0087  
 Expires: 8/31/2022

2020 National Public Education Financial Survey Test State A3  
 Web Instructions Help Main Page  
 Test State A3 Go To Section: [1](#) [2](#) [3a](#) [3b](#) [4](#) [5](#) [6](#) [7](#) [8](#) [9](#)

Final Data Check

**Section 5**  
**PUBLIC ELEMENTARY AND SECONDARY EDUCATION EXPENDITURES**

DIRECT PROGRAM SUPPORT	Item Code	2020 (Editing) Amount	Flag	2019 (Prior Submission) Amount	Flag
<a href="#">a1</a> Textbooks for Public School Children	E4A1				
<a href="#">a2</a> Textbooks; Property (700) only	E4A2				
<a href="#">b1</a> Transportation for Public School Children	E4B1				
<a href="#">b2</a> Transportation; Property (700) only	E4B2				
<a href="#">c1</a> Employees Benefits for Public School Employees	E4C1				
<a href="#">c2</a> Employees Benefits; Property (700) only	E4C2				
<a href="#">d</a> Direct Program Support for Private School Students	E4D				
<a href="#">e1</a> Other Direct Program Support for Public School Students	E4E1				
Specify program names:					
<a href="#">e2</a> Other Direct Program Support for Public School Students; Property (700) only	E4E2				
Specify program names:					
<b>Direct Program Support Expenditures Subtotal</b>	STE4				
<b>Calculated Total (Sum of: e1, c1, &amp; e2)</b>	CSTE4				

CURRENT EXPENDITURES	Item Code	2020 (Editing) Amount	Flag	2019 (Prior Submission) Amount	Flag
<b>Sum Subtotals for Instruction (1000), Support Services (2000), Non-Instruction (2000 - exclude 3300: Community Services), and Direct Program Support (exclude Direct Program Support for Private School Students). Exclude Property (700).</b>	TE5				
<b>Calculated Total (Sum of: TE1, STE2, CE3A1, CE3B1, CE3E4)</b>	CTE5				

SECTION 5 COMMENTS

2020 (Editing)

2019 (Prior Submission)

Save and Run Edits Go To Final Checks State Home

**National Center for Education Statistics**  
 Institute of Education Sciences  
 US Department of Education  
 OMB: 1850-0087  
 Expires: 8/31/2022

2020 National Public Education Financial Survey Test State A3  
 Web Instructions Help Main Page  
 Test State A3 Go To Section: [1](#) [2](#) [3a](#) [3b](#) [4](#) [5](#) [6](#) [7](#) [8](#) [9](#)

Final Data Check

**Section 6**  
**PUBLIC ELEMENTARY AND SECONDARY EDUCATION EXPENDITURES**

FACILITIES ACQUISITION & CONSTRUCTION SERVICES (4000)	Item Code	2020 (Editing) Amount	Flag	2019 (Prior Submission) Amount	Flag
<a href="#">1</a> Non-Property Expenditures (Construction) (4100-4900)	E61				
<a href="#">2</a> Property Expenditures (Include Land and Improvements (710), Land and Existing Buildings (720), and Infrastructure (740))	E62				
<a href="#">3</a> Equipment (730)	E63				

OTHER USES (5000) - Debt Service (5100)	Item Code	2020 (Editing) Amount	Flag	2019 (Prior Submission) Amount	Flag
<a href="#">1</a> Interest (832)	E7A1				
<a href="#">2</a> Redemption of Principal (831)	E7A2				
<b>Other Uses Subtotal (5000)</b>	STE7				
<b>Calculated Total (Sum of: 1 &amp; 2)</b>	CSTE7				

COMMUNITY SERVICES (3300)	Item Code	2020 (Editing) Amount	Flag	2019 (Prior Submission) Amount	Flag
<a href="#">1</a> Non-Property (Objects 100-600, 800)	E81				
<a href="#">2</a> Property (700)	E82				

DIRECT COST PROGRAMS	Item Code	2020 (Editing) Amount	Flag	2019 (Prior Submission) Amount	Flag
<a href="#">a</a> Non-Public School Programs (Program #500)	E8A				
<a href="#">b</a> Adult Education (Program #600)	E8B				
<a href="#">c</a> Community College (Object 565, Program #700)	E8C				
<a href="#">d</a> Other	E8D				
Specify program names:					
<a href="#">e1</a> Direct Cost Programs; Property (700)	E91				
<b>Direct Cost Programs Subtotal [Exclude Property (700)]</b>	STE9				
<b>Calculated Total [Exclude Property (700)]</b>	CSTE9				

Property (700)	Item Code	2020 (Editing) Amount	Flag	2019 (Prior Submission) Amount	Flag
<a href="#">Property (700)</a>	TE10				
<b>Calculated Total (Sum of: TE1, TE2, E3A2, E3B2, E4A2, E4B2, E4C2, E4E2, E5, E5E, E91)</b>	CTE10				

TOTAL EXPENDITURES FOR EDUCATION	Item Code	2020 (Editing) Amount	Flag	2019 (Prior Submission) Amount	Flag
<b>Sum Current Expenditures, I.A.C.S Non-Property, Community Services (3300), Direct Cost Programs, and Property (700). Exclude Other Uses (5000).</b>	TE11				
<b>Calculated Total (Sum of: TE5, CE1, CE1, STE3, TE10)</b>	CTE11				

SECTION 6 COMMENTS

2020 (Editing)

2019 (Prior Submission)

Save and Run Edits Go To Final Checks State Home

**National Center For Education Statistics**  
 US Department of Education  
 OMB: 1835-0007 Expires: 8/31/2022

2020 National Public Education Financial Survey  
 Test State A3

Go To Section: 1 2 3a 3b 4 5 6 7 8

Final Data Check

**Section 7**  
**PUBLIC ELEMENTARY AND SECONDARY EDUCATION EXPENDITURES**

EXCLUSIONS FROM CURRENT EXPENDITURES FOR STATE PER PUPIL EXPENDITURE (SPPE)	Item Code	FY 2020 Amount	Flag	FY 2019 Amount	Flag
a. Tuition From Individuals (1310)	X12A	0		1,392,473	
b. Transportation Fees From Individuals (1410)	X12B	0		140,628	
c. Title I Expenditures [Expenditures under Title I of the Elementary and Secondary Education Act of 1965, as amended (ESEA). DO NOT simply restate revenues received. This item is to contain expenditures.]	X12C	0		82,197,936	
d. Title I Carryover Expenditures	X12D	0		0	N
e. Title V, Part A Expenditures [Expenditures under Title V, Part A of the ESEA, as amended. DO NOT simply restate revenues received. This item is to contain expenditures.]	X12E	0		0	N
f. Title V, Part A Carryover Expenditures	X12F	0		0	N
g. Food Services Revenues (excluding federal reimbursements (1600-1650))	X12G	0		67,588,286	
h. Districts Activities Revenues (1700-1790)	X12H	0		91,556,007	
i. Textbook Revenues (1940)	X12I	0		0	
j. Summer School Revenues (1312)	X12J	0		909,680	
<b>Total Exclusions (Sum a-j)</b>	<b>TX12</b>	<b>0</b>		<b>243,765,010</b>	

NET CURRENT EXPENDITURES	Item Code	FY 2020 Amount	Flag	FY 2019 Amount	Flag
<b>NET CURRENT EXPENDITURES</b> [Subtract Total Exclusions from Current Expenditures, as defined in the Elementary and Secondary Education Act of 1965, as amended (ESEA) (20 U.S.C. 7801(12)).]	<b>NCE13</b>	<b>0</b>		<b>3,797,694,139</b>	

AVERAGE DAILY ATTENDANCE (ADA)	Item Code	FY 2020 Amount	Flag	FY 2019 Amount	Flag
a. ADA as defined by state law	A14A	0		279,408	
b. ADA as defined by NCES	A14B	0		0	N

STATE PER PUPIL EXPENDITURE	Item Code	FY 2020 Amount	Flag	FY 2019 Amount	Flag
<b>STATE PER PUPIL EXPENDITURE</b>	<b>PPE15</b>	<b>0</b>		<b>13,562</b>	

CURRENT EXPENDITURES BY FUND TYPE	Item Code	FY 2020 Amount	Flag	FY 2019 Amount	Flag
<b>CE1</b> Current Expenditures Paid from State and Local Funds (including federal funds intended to replace local tax revenues) [Objects 100-600, 810, 820, and 890 for functions 1000, 2000, 3100, and 3200 paid from state and local funds combined, plus federal funds intended to replace local tax revenues. Internal transfers (objects 511, 561, 564, 567, and 591) should be excluded.]	CE1	0		3,838,688,491	
<b>CE2</b> Current Expenditures Paid from Federal Funds [Objects 100-600, 810, 820, and 890 for functions 1000, 2000, 3100, and 3200 paid from federal funds (excluding federal funds intended to replace local tax revenues) only. Internal transfers (objects 511, 561, 564, 567, and 591) should be excluded.]	CE2	0		202,790,658	

Comments:

Previous Next Save Final Data Check Reset NPEFS Form

**Institute of Education Sciences** | **National Center for Education Statistics**  
 OMB: 1835-0007 Expires: 8/31/2022

2020 National Public Education Financial Survey Test State A3

Home > Key Data 2020

Information

For all items where the Amount is zero, please select the Flag "M" (missing), "N" (not applicable), or "Z" (reported zero)

Show:  Percent Change  Item Descriptions

**Section 7**  
**PUBLIC ELEMENTARY AND SECONDARY EDUCATION EXPENDITURES**

EXCLUSIONS FROM CURRENT EXPENDITURES FOR STATE PER PUPIL EXPENDITURE (SPPE)	Item Code	2020 [Editing] Amount	Flag	2019 [Prior Submission] Amount	Flag
a. Tuition From Individuals (1310)	X12A	0			
b. Transportation Fees From Individuals (1410)	X12B	0			
c. Title I Expenditures [Expenditures under Title I of the Elementary and Secondary Education Act of 1965, as amended (ESEA). DO NOT simply restate revenues received. This item is to contain expenditures.]	X12C				
d. Title I Carryover Expenditures	X12D				
e. Title V, Part A Expenditures	X12E				
f. Title V, Part A Carryover Expenditures	X12F				
g. Food Services Revenues (excluding federal reimbursements (1600-1650))	X12G	0			
h. Districts Activities Revenues (1700-1790)	X12H	0			
i. Textbook Revenues (1940)	X12I	0			
j. Summer School Revenues (1312)	X12J	0			
<b>Total Exclusions (Sum a-j)</b>	<b>TX12</b>	<b>0</b>			

NET CURRENT EXPENDITURES	Item Code	2020 [Editing] Amount	Flag	2019 [Prior Submission] Amount	Flag
<b>NET CURRENT EXPENDITURES</b> [Subtract Total Exclusions from Current Expenditures, as defined in the Elementary and Secondary Education Act of 1965, as amended (ESEA) (20 U.S.C. 7801(12)).]	<b>NCE13</b>	<b>0</b>			

AVERAGE DAILY ATTENDANCE (ADA)	Item Code	2020 [Editing] Amount	Flag	2019 [Prior Submission] Amount	Flag
a. ADA as defined by state law	A14A				
b. ADA as defined by NCES	A14B				

STATE PER PUPIL EXPENDITURE	Item Code	2020 [Editing] Amount	Flag	2019 [Prior Submission] Amount	Flag
<b>STATE PER PUPIL EXPENDITURE</b>	<b>PPE15</b>	<b>0</b>			

CURRENT EXPENDITURES BY FUND TYPE	Item Code	2020 [Editing] Amount	Flag	2019 [Prior Submission] Amount	Flag
<b>CE1</b> Current Expenditures Paid from State and Local Funds (including federal funds intended to replace local tax revenues) [Objects 100-600, 810, 820, and 890 for functions 1000, 2000, 3100, and 3200 paid from state and local funds combined, plus federal funds intended to replace local tax revenues. Internal transfers (objects 511, 561, 564, 567, and 591) should be excluded.]	CE1				
<b>CE2</b> Current Expenditures Paid from Federal Funds [Objects 100-600, 810, 820, and 890 for functions 1000, 2000, 3100, and 3200 paid from federal funds (excluding federal funds intended to replace local tax revenues) only. Internal transfers (objects 511, 561, 564, 567, and 591) should be excluded.]	CE2				

SECTION 7 COMMENTS


2020 [Editing]

2019 [Prior Submission]

Save and Run Edits Go To Final Checks State Home

Contact Us Burden Statement Web Policy Statement System Requirements

3/6/2021 10:27:14Z



**National Center For Education Statistics**  
US Department of Education

OMB: 1850-0007  
Expires: 8/31/2022

2020 National Public Education Financial Survey  
Test State A3

Web Instructions Help Main Page

Go To Section: << 1 2 3a 3b 4 5 6 7 8

Final Data Check

**Section 8**


**CORONAVIRUS AID, RELIEF, AND ECONOMIC SECURITY (CARES) ACT**

SPECIAL EXHIBIT ITEMS - Revenues from CARES Act Funds					
Item Code	FY 2020 Amount	Flag	FY 2019 Amount	Flag	
AR1	0				
AR2	0				
AR3	0				
AR4	0				
AR5	0				
AR6	0				
AR7	0				
AR8	0				

SPECIAL EXHIBIT ITEMS - Expenditures from CARES Act Funds					
Item Code	FY 2020 Amount	Flag	FY 2019 Amount	Flag	
AE1	0				
AE2	0				
AE3	0				
AE4	0				
AE5	0				
AE6	0				
AE7	0				
AE8	0				

Comments:

Previous
Next
Save
Final Data Check
Reset
NPEFS Form



**National Center For Education Statistics**

2020 National Public Education Financial Survey Test State A3

OMB: 1850-0007  
Expires: 8/31/2022

Web User/Response Logout

Home > Key Data 2020

< Prev 1 2 3a 3b 4 5 6 7 8 Next >

**INFORMATION**

For all items where the Amount is zero, please select the Flag "M" (missing), "N" (not applicable), or "Z" (reported zero)

Show:  Percent Change  Item Descriptions

**Section 8**

**CORONAVIRUS AID, RELIEF, AND ECONOMIC SECURITY (CARES) ACT**

SPECIAL EXHIBIT ITEMS - Revenues from CARES Act Funds						
Item Code	Amount	Flag	2020 [Editing]		2019 [Prior Submission]	
			Amount	Flag	Amount	Flag
1						
2						
3						
4						
5						
6						
7						
8						

SPECIAL EXHIBIT ITEMS - Expenditures from CARES Act Funds						
Item Code	Amount	Flag	2020 [Editing]		2019 [Prior Submission]	
			Amount	Flag	Amount	Flag
1						
2						
3						
4						
5						
6						
7						
8						

**SECTION 8 COMMENTS**

2020 [Editing]

2019 [Prior Submission]

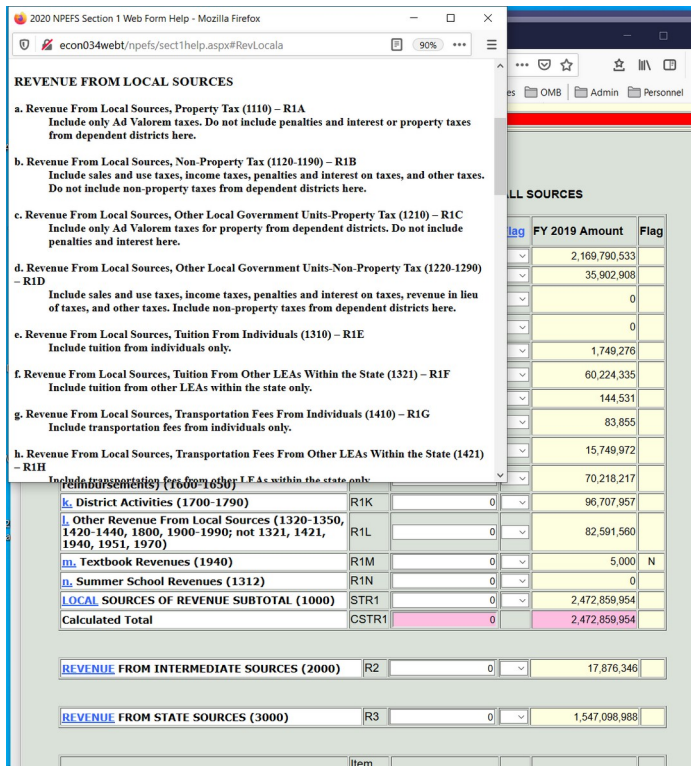
< Prev 1 2 3a 3b 4 5 6 7 8 Next >

Save and Run Edits
Go To Final Checks
State Home

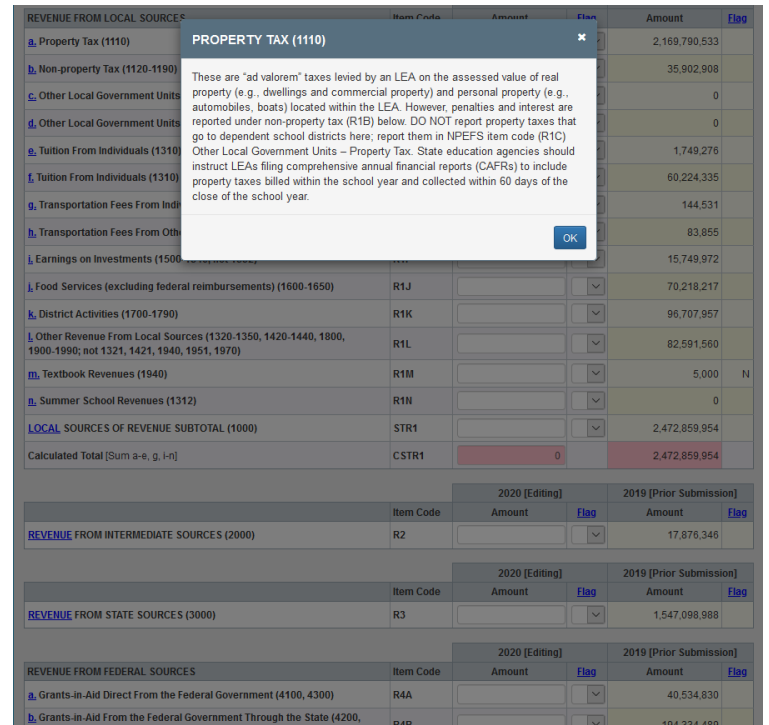
Contact Us
Burden Statement
Web Policy Statement
System Requirements

3.0.2021.0817.102

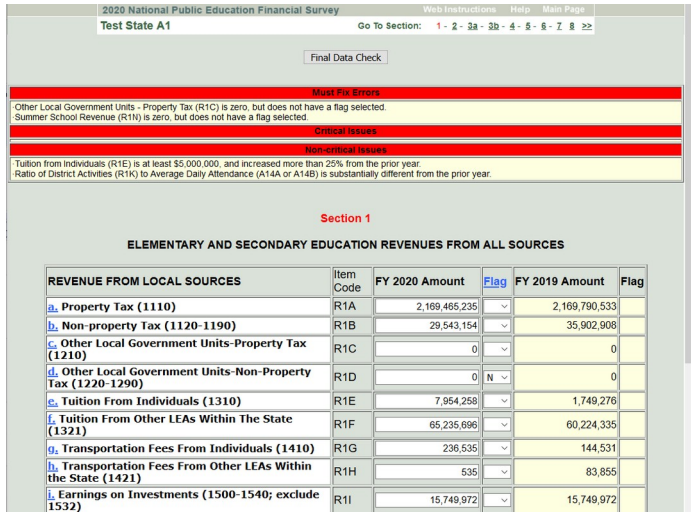
**Old help (i.e. glossary)** – opens a single page per section.



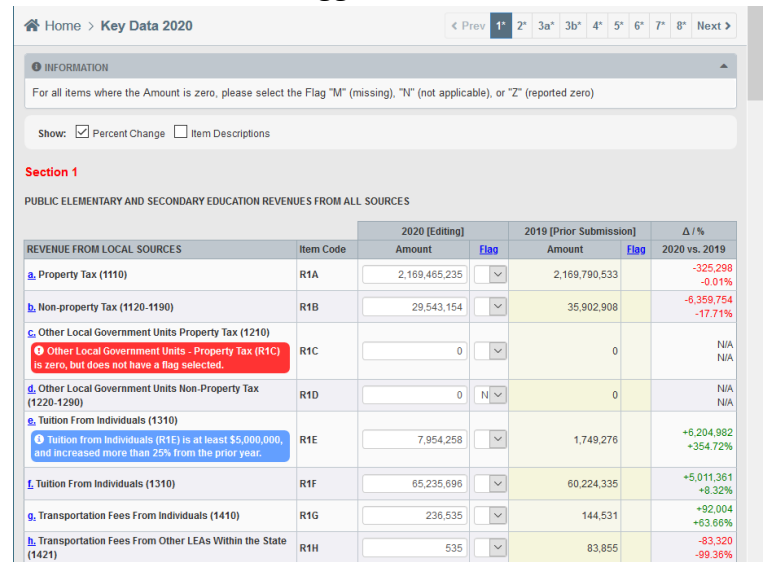
**New help** – opens a popup specific to the item that was clicked.



**Old data edit checks** – appeared at the top of the page. The user had to match the item code in text of the edit to the item code on the page.



**New data edit checks** – the edit appears underneath the item which has been flagged.



**Old Fiscal data plan** – single page survey lacking skip patterns and item validation, often resulting in respondent errors and item nonresponse.

**National Center For Education Statistics**  
 U.S. Department of Education  
 OMB: 1810-0007  
 Expires: 8/31/2022

2020 National Public Education Financial Survey  
 Test State A3

**FISCAL DATA PLAN: FY 2020**

**Direct Program Support/State Payments on Behalf of the Local Education Agency (LEA)**

**Note:** Both NPEFS and the School District Finance (F-33) Survey use your responses to questions 1-4 below to analyze and process the Direct Program Support/State Payments on Behalf of the LEA sections of the surveys. It is critical that these questions be completed as accurately as possible so that state expenditures on behalf of LEAs are reflected correctly on NPEFS and F-33.

In some instances, the amounts requested in question 4 are missing in the fiscal data plan, yet are included within the Direct Program Support section of NPEFS. If applicable to your state, the amounts reported in question 4 below should match the amounts reported within the Direct Program Support section of NPEFS unless the Direct Program Support amounts have been functionalized within the survey. If the amounts have been functionalized, then Direct Program Support payments will still need to be broken out and reported separately under question 4.

1. In your state, do LEAs receive funds from the state classified as Direct Program Support (NPEFS)/State Payments on Behalf of the LEA (F-33)?  
 No (Please go to question 5.)  
 Yes

2. Where are these amounts reported in NPEFS? (Check all that apply.)  
 Revenues  
 Expenditures  
 Amounts are reported only in the fiscal data plan, not NPEFS.

3. How are these amounts reported in F-33?  
 Amounts are reported in F-33 at the school district level.  
 Amounts are reported in F-33 as state totals.  
 Amounts are reported only in the fiscal data plan, not F-33.

4. Please provide the TOTAL Direct Program Support/State Payments on Behalf of the LEA amounts in your state (include all amounts, even those reported under their appropriate functions).

4a. Textbooks for Public School Students

1. Non-Property \$ 0  
 2. Property Only \$ 0

4b. Transportation for Public School Students

1. Non-Property \$ 0  
 2. Property Only \$ 0

4c. Employee Benefits for Public School Employees

1. Non-Property \$ 0

4d. If you are reporting Direct Program Support/State Payments on Behalf of the LEA expenditures for Employee Benefits, please indicate the general categories of employee benefits these expenditures support. (Check all that apply.)  
 Retirement  
 Health Insurance  
 Other (Please specify):  
 8,000 characters available

4e. Direct Program Support for Private School Students

1. Non-Property \$ 0  
 2. Property Only \$ 0

4f. Other Direct Program Support for Public School Students

1. Non-Property \$ 0  
 If applicable, please specify program name(s):  
 8,000 characters available

2. Property Only \$ 0  
 If applicable, please specify program name(s):  
 8,000 characters available

6. In your state, does the state education agency (SEA) provide funds directly to students or families for payment of elementary/secondary education expenses?  
 No (Please go to question 6.)  
 Yes

6a. If yes, please provide the amount and specify the program name(s):  
 Non-Property \$ 0  
 Please specify program name(s):  
 8,000 characters available

6b. Please indicate below whether these amounts are reported in NPEFS and F-33 for fiscal year 2020.  
 Amounts are reported in FY 2020 NPEFS and are reported in FY 2020 F-33 at the school district level within the finances of the student's resident school district.  
 Amounts are reported in FY 2020 F-33 and NPEFS as state totals.  
 Amounts are reported only in the fiscal data plan, not F-33 or NPEFS.  
 Amounts are not reported in F-33 or NPEFS.

**Prekindergarten (PK) Data**

6. Please indicate below if finance data (local, state, and federal sources) for PK students are included in NPEFS and F-33 data for fiscal year 2020. (Check all that apply.)  
 Included in FY 2020 NPEFS  
 Included in FY 2020 F-33  
 Not included in NPEFS or F-33

**Finance Data for Charter Schools**

7. Please indicate below if your state has any of the following types of charter schools: (Check all that apply.)  
 The state does not have public charter schools. (Please go to question 8.)  
 Independent charter schools or agencies (An independent charter school is a charter school within an LEA or other separately reported entity where all associated schools are public charter schools.)  
 Dependent charter schools (A dependent charter school is a charter school within an LEA where some of the schools that are part of the LEA are public charter schools and some are public noncharter schools.)

7a. Please indicate below how finance data for charter schools are included in NPEFS for fiscal year 2020. (Check all that apply.)  
 Data reported include functionalized revenues and expenditures for charter schools from both government and private sources.  
 Data reported include functionalized revenues and expenditures for charter schools from only government sources.  
 Data reported include only government payments to charter schools (as purchased services and/or tuition).  
 Data for charter schools are not included in NPEFS.  
 Other (Please explain):  
 8,000 characters available

7b. Please indicate below how finance data for charter schools are included in F-33 for fiscal year 2020? (Check all that apply.)  
 Data reported include functionalized revenues and expenditures for independent charter schools.  
 Revenues and expenditures for charter schools are only from government sources.  
 Revenues and expenditures for charter schools are from both private and government sources.  
 Data reported include functionalized revenues and expenditures for dependent charter schools. (Reported data for some LEAs includes data for charter schools and noncharter schools.)  
 Revenues and expenditures for charter schools are only from government sources.  
 Revenues and expenditures for charter schools are from both private and government sources.  
 Data reported include only government payments to charter schools.  
 Data for charter schools are not included in F-33.  
 Other (Please explain):  
 8,000 characters available

**New Fiscal data plan** – will automatically skip items that the respondent does not need to answer based on previous responses. Includes item validation for required items.

**Institute of Education Sciences**  
 National Center for Education Statistics  
 2020 National Public Education Financial Survey Test State A1  
 Central Developer  
 OMB: 1810-0007  
 Expires: 8/31/2022

Home > Fiscal Data Plan 2020

**INFORMATION**  
 Please complete the data plan for 2020. Once all validation checks pass, you can check the box at the bottom of the page and click the "Submit to NCEES" button.

**TEST STATE A1 2020**

**Direct Program Support/State Payments on Behalf of the Local Education Agency (LEA)**

**Note:** Both NPEFS and the School District Finance (F-33) Survey use your responses to questions 1-4 below to analyze and process the Direct Program Support/State Payments on Behalf of the LEA sections of the surveys. It is critical that these questions be completed as accurately as possible so that state expenditures on behalf of LEAs are reflected correctly on NPEFS and F-33.

In some instances, the amounts requested in question 4 are missing in the fiscal data plan, yet are included within the Direct Program Support section of NPEFS. If applicable to your state, the amounts reported in question 4 below should match the amounts reported within the Direct Program Support section of NPEFS unless the Direct Program Support amounts have been functionalized within the survey. If the amounts have been functionalized, then Direct Program Support payments will still need to be broken out and reported separately under question 4.

1. In your state, do LEAs receive funds from the state classified as Direct Program Support (NPEFS)/State Payments on Behalf of the LEA (F-33)?  
 No (Please go to question 5.)  
 Yes

2. Where are these amounts reported in NPEFS? (Check all that apply.)  
 Revenues  
 Expenditures  
 Amounts are reported only in the fiscal data plan, not NPEFS.

3. How are these amounts reported in F-33?  
 Amounts are reported in F-33 at the school district level.  
 Amounts are reported in F-33 as state totals.  
 Amounts are reported only in the fiscal data plan, not F-33.

4. Please provide the TOTAL Direct Program Support/State Payments on Behalf of the LEA amounts in your state (include all amounts, even those reported under their appropriate functions).

4a. Textbooks for Public School Students

1. Non-Property \$  
 2. Property Only \$

4b. Transportation for Public School Students

1. Non-Property \$  
 2. Property Only \$

4c. Employee Benefits for Public School Employees

1. Non-Property \$

4d. If you are reporting Direct Program Support/State Payments on Behalf of the LEA expenditures for Employee Benefits, please indicate the general categories of employee benefits these expenditures support. (Check all that apply.)  
 Retirement  
 Health Insurance  
 Other (Please specify):  
 8,000 characters available

4e. Direct Program Support for Private School Students

1. Non-Property \$  
 2. Property Only \$

4f. Other Direct Program Support for Public School Students

1. Non-Property \$  
 If applicable, please specify program name(s):  
 8,000 characters available

2. Property Only \$  
 If applicable, please specify program name(s):  
 8,000 characters available

5. In your state, does the state education agency (SEA) provide funds directly to students or families for payment of elementary/secondary education expenses?  
 No (Please go to question 6.)  
 Yes

5a. If yes, please provide the amount and specify the program name(s):  
 Non-Property \$  
 Please specify program name(s):  
 8,000 characters available

5b. Please indicate below whether these amounts are reported in NPEFS and F-33 for fiscal year 2020.  
 Amounts are reported in FY 2020 NPEFS and are reported in FY 2020 F-33 at the school district level within the finances of the student's resident school district.  
 Amounts are reported in FY 2020 F-33 and NPEFS as state totals.  
 Amounts are reported only in the fiscal data plan, not F-33 or NPEFS.  
 Amounts are not reported in F-33 or NPEFS.

**Prekindergarten (PK) Data**

6. Please indicate below if finance data (local, state, and federal sources) for PK students are included in NPEFS and F-33 data for fiscal year 2020. (Check all that apply.)  
 Included in FY 2020 NPEFS  
 Included in FY 2020 F-33  
 Not included in NPEFS or F-33

**Finance Data for Charter Schools**

7. Please indicate below if your state has any of the following types of charter schools: (Check all that apply.)  
 The state does not have public charter schools. (Please go to question 8.)  
 Independent charter schools or agencies (An independent charter school is a charter school within an LEA or other separately reported entity where all associated schools are public charter schools.)  
 Dependent charter schools (A dependent charter school is a charter school within an LEA where some of the schools that are part of the LEA are public charter schools and some are public noncharter schools.)

7a. Please indicate below how finance data for charter schools are included in NPEFS for fiscal year 2020. (Check all that apply.)  
 Data reported include functionalized revenues and expenditures for charter schools from both government and private sources.  
 Data reported include functionalized revenues and expenditures for charter schools from only government sources.  
 Data reported include only government payments to charter schools (as purchased services and/or tuition).  
 Data for charter schools are not included in NPEFS.  
 Other (Please explain):  
 8,000 characters available

7b. Please indicate below how finance data for charter schools are included in F-33 for fiscal year 2020? (Check all that apply.)  
 Data reported include functionalized revenues and expenditures for independent charter schools.  
 Revenues and expenditures for charter schools are only from government sources.  
 Revenues and expenditures for charter schools are from both private and government sources.  
 Data reported include functionalized revenues and expenditures for dependent charter schools. (Reported data for some LEAs includes data for charter schools and noncharter schools.)  
 Revenues and expenditures for charter schools are only from government sources.  
 Revenues and expenditures for charter schools are from both private and government sources.  
 Data reported include only government payments to charter schools.  
 Data for charter schools are not included in F-33.  
 Other (Please explain):  
 8,000 characters available

**NPEFS Average Daily Attendance (ADA)**

8. When calculating ADA on the NPEFS survey, do you include summer school attendance?

- No (Please go to question 9.)
- Yes

9a. What weight or adjustment do you use on summer school attendance when adding it into the state ADA?

8,000 characters available

9. Is the ADA your state reported on NPEFS calculated based on state statute definition?

- No, ADA is calculated based on NCES definition. (Please answer question 9a.)
- Yes, ADA is calculated based on state statute definition. (Please answer questions 9b and 9c.)

9a. In light of the challenges caused by the national emergency related to the novel coronavirus disease 2019 (COVID-19), the U.S. Department of Education provided flexibility for the reporting of ADA. For states using the NCES definition of ADA, please tell us which of the following options your state used to report ADA for SY 2019-2020.

- ADA does not include attendance for remote learning days which occurred as a result of COVID-19.
- ADA includes attendance for remote learning days which occurred as a result of COVID-19. (If this option is selected, please provide a brief summary of the methods used by school districts for tracking attendance. Also provide an explanation for any student groups that are excluded from ADA.)

8,000 characters available

- ADA is reported using a different method. (Please explain.)

8,000 characters available

9b. For states using your state ADA definition, please upload your state statutory citation (documenting how ADA is defined). Note: If your state calculates ADA based on state statutes defining ADA, NCES requests that you submit the statutory citation documenting how ADA is defined in your state.

[View / Upload ADA Documentation](#)

9c. In light of the challenges caused by the national emergency related to the novel coronavirus disease 2019 (COVID-19), the U.S. Department of Education provided flexibility for the reporting of ADA. For states using your state ADA definition, please tell us which of the following options your state used to report ADA for SY 2019-2020.

- ADA does not include attendance for remote learning days which occurred as a result of COVID-19 and is in adherence with state law or regulation.
- ADA is reported as defined by state law or regulation and includes attendance for remote learning days which occurred as a result of COVID-19. (If this option is selected, please provide a brief summary of the methods used by school districts for tracking attendance. Also provide an explanation for any student groups that are excluded from ADA.)

8,000 characters available

- The calculation of ADA as defined by state law or regulation was not affected by the state of emergency. (Please explain.)

8,000 characters available

- ADA is reported using a different method. (Please explain.)

8,000 characters available

10. Is the ADA your state reported on NPEFS calculated using a multiplier to convert Average Daily Membership (ADM) to ADA?

- No (Please go to question 11.)
- Yes

10a. Please provide the multiplier used

8,000 characters available

**School-Level Finance Data**

11. Does your state currently maintain school-level finance data?

- No, the state does not maintain school-level finance data. (Please go to question 12.)
- Yes, for all public schools in the state (including charter schools).
- Yes, for all public schools in the state except charter schools.
- Yes, however the state only has the data for some schools.

11a. If you make school-level financial data available on your website, please provide the URL:

11b. If your state currently tracks expenditures at the school level, please indicate the types of expenditures collected. (Check all that apply.)

- Personnel expenditures
- Nonpersonnel expenditures

11c. If your state currently tracks personnel expenditures at the school level, please indicate the types of expenditures collected. (Check all that apply.)

- Expenditures for instructional staff
- Expenditures for instructional aides
- Expenditures for teacher salaries
- Expenditures for support services staff
- Expenditures for school administration staff
- Expenditures for other school-level personnel
- Personnel expenditures are not collected at the school level.

11d. If your state currently tracks nonpersonnel expenditures at the school-level, please indicate the types of expenditures collected. (Check all that apply.)

- Technology-related supplies and purchased services
- Technology-related hardware
- Technology software
- Textbooks and periodicals
- Improvement of instruction (e.g. curriculum development, professional development and training of professional staff)
- Library and media services
- Nonpersonnel expenditures are not collected at the school level.

11e. If your state currently tracks personnel or nonpersonnel expenditures at the school level, has your state's uniform chart of accounts been adjusted to include school-level codes?

- Yes
- No

**NPEFS Average Daily Attendance (ADA)**

8. When calculating ADA on the NPEFS survey, do you include summer school attendance?

- No (Please go to question 9.)
- Yes

9a. What weight or adjustment do you use on summer school attendance when adding it into the state ADA?

8,000 characters available

9. Is the ADA your state reported on NPEFS calculated based on state statute definition?

- No, ADA is calculated based on NCES definition. (Please answer question 9a.)
- Yes, ADA is calculated based on state statute definition. (Please answer questions 9b and 9c.)

9a. In light of the challenges caused by the national emergency related to the novel coronavirus disease 2019 (COVID-19), the U.S. Department of Education provided flexibility for the reporting of ADA. For states using the NCES definition of ADA, please tell us which of the following options your state used to report ADA for SY 2019-2020.

- ADA does not include attendance beyond the date that schools were closed due to COVID-19.
- ADA includes attendance collected beyond the date that schools were closed due to COVID-19, including attendance for remote learning days. (If this option is selected, please provide a brief summary of the methods used by school districts for tracking attendance. Also provide an explanation for any student groups that are excluded from ADA beyond March 2020.)

- ADA is reported using a different method. (Please explain.)

9b. For states using your state ADA definition, please upload your state statutory citation (documenting how ADA is defined). Note: If your state calculates ADA based on state statutes defining ADA, NCES requests that you submit the statutory citation documenting how ADA is defined in your state.

9c. In light of the challenges caused by the national emergency related to the novel coronavirus disease 2019 (COVID-19), the U.S. Department of Education provided flexibility for the reporting of ADA. For states using your state ADA definition, please tell us which of the following options your state used to report ADA for SY 2019-2020.

- ADA does not include attendance beyond the date that schools were closed due to COVID-19 and is in adherence with state law or regulation.
- ADA is reported as defined by state law or regulation and includes attendance collected beyond the date that schools were closed due to COVID-19, including attendance for remote learning days. (If this option is selected, please provide a brief summary of the methods used by school districts for tracking attendance. Also provide an explanation for any student groups that are excluded from ADA beyond March 2020.)

- The calculation of ADA as defined by state law or regulation was not affected by the state of emergency. (Please explain.)

- ADA is reported using a different method. (Please explain.)

10. Is the ADA your state reported on NPEFS calculated using a multiplier to convert Average Daily Membership (ADM) to ADA?

- No (Please go to question 11.)
- Yes

10a. Please provide the multiplier used

**School-Level Finance Data**

11. Does your state currently maintain school-level finance data?

- No, the state does not maintain school-level finance data. (Please go to question 12.)
- Yes, for all public schools in the state (including charter schools).
- Yes, for all public schools in the state except charter schools.
- Yes, however the state only has the data for some schools.

11a. If you make school-level financial data available on your website, please provide the URL:

11b. If your state currently tracks expenditures at the school level, please indicate the types of expenditures collected. (Check all that apply.)

- Personnel expenditures
- Nonpersonnel expenditures

11c. If your state currently tracks personnel expenditures at the school level, please indicate the types of expenditures collected. (Check all that apply.)

- Expenditures for instructional staff
- Expenditures for instructional aides
- Expenditures for teacher salaries
- Expenditures for support services staff
- Expenditures for school administration staff
- Expenditures for other school-level personnel
- Personnel expenditures are not collected at the school level.

11d. If your state currently tracks nonpersonnel expenditures at the school-level, please indicate the types of expenditures collected. (Check all that apply.)

- Technology-related supplies and purchased services
- Technology-related hardware
- Technology software
- Textbooks and periodicals
- Improvement of instruction (e.g. curriculum development, professional development and training of professional staff)
- Library and media services
- Nonpersonnel expenditures are not collected at the school level.

11e. If your state currently tracks personnel or nonpersonnel expenditures at the school level, has your state's uniform chart of accounts been adjusted to include school-level codes?

- Yes
- No



Virtual Schools

Note: For the purposes of this question, a "virtual school" is a public elementary-secondary (PK-12) school that only offers instruction in which students and teachers are separated by time and/or location, and interaction occurs via computers and/or telecommunications technologies. A virtual school generally does not have a physical facility that allows students to attend classes on site.

- 12. Does your state have virtual schools?
No (Please go to question 13)
Yes

12a. Are finance data for virtual schools included in your state's NPEFS and F-33 data submissions? (Check all that apply.)

- Included in FY 2020 NPEFS
Included in FY 2020 F-33
Amounts are reported only in the fiscal data plan, not F-33 or NPEFS.
Not included in FY 2020 NPEFS or F-33

12b. What type of LEAs are the finance data for virtual schools reported under? (Check all that apply.)

- Finance data are functionalized and reported as a separate education agency.
Finance data are functionalized and reported under the LEA of the students' home school.
Expenditures for the virtual school are reported as tuition payments or purchased services under the LEA of the students' home school.

Revenues from Private Sources

Note: Revenues from private sources include contributions and donations made by private entities. These entities include but are not limited to: educational foundations, parent teacher associations/organizations, campus booster clubs, and private individuals.

13. Does your state report revenues from private sources?

- No (Please go to question 14)
Yes

13a. Please indicate where revenue from private sources, are reported on NPEFS. (Check all that apply.)

- Transportation Fees from Individuals (RTG)
Other Revenue from Local Sources (RTL)
Other Sources of Revenue (RS)

13b. Please indicate which donors are included in your revenue reporting: (Check all that apply.)

- Private foundations
Non-profit organizations
Parent teacher associations/organizations
Campus booster clubs
Private individuals

Accounting Methodology

14. Please indicate which method of accounting school districts use when reporting revenues and expenditures.

- All LEAs report to the state using a cash basis method of accounting.
All LEAs report to the state using a modified accrual method of accounting.
LEAs may report to the state using either a cash basis or modified accrual method of accounting.
LEAs report using a different method. (Please specify.)

8,000 characters available

CARES Act Reporting

15. Please indicate which funding sources are included in the Coronavirus Aid, Relief, and Economic Security (CARES) Act expenditures reported in Section 8 of the NPEFS. (Check all that apply.)

- Elementary and Secondary School Emergency Relief (ESSER) Fund
Governor's Emergency Education Relief (GEER) Fund
Education Stabilization Fund - Reimagine Workforce Preparation (ESF-RWP) Discretionary Grant
Education Stabilization Fund - Rethink K-12 Education Models (ESF-REM) Discretionary Grant
Project School Emergency Response to Violence (Project SERV)
Coronavirus Relief Fund (CRF)
Education Stabilization Fund Program Outlying Areas- State Educational Agency
Education Stabilization Fund Program Outlying Areas-Governors
Other (Please specify.)

8,000 characters available

We are not able to report any CARES Act expenditures in Section 8 of the NPEFS. (Please explain.)

8,000 characters available

16. Please indicate which funding sources are included in the CARES Act expenditures reported in Part XIII-B of the F-33. (Check all that apply.)

- Elementary and Secondary School Emergency Relief (ESSER) Fund
Governor's Emergency Education Relief (GEER) Fund
Education Stabilization Fund - Reimagine Workforce Preparation (ESF-RWP) Discretionary Grant
Education Stabilization Fund - Rethink K-12 Education Models (ESF-REM) Discretionary Grant
Project School Emergency Response to Violence (Project SERV)
Coronavirus Relief Fund (CRF)
Other (Please specify.)

8,000 characters available

We are not able to report any CARES Act expenditures in Part XIII-B of the F-33. (Please explain.)

8,000 characters available

Save

Click the box when the fiscal data plan is ready for final submission and then click Save to submit to NCES.

Virtual Schools

Note: For the purposes of this question, a "virtual school" is a public elementary-secondary (PK-12) school that only offers instruction in which students and teachers are separated by time and/or location, and interaction occurs via computers and/or telecommunications technologies. A virtual school generally does not have a physical facility that allows students to attend classes on site.

12. Does your state have virtual schools?

- No (Please go to question 13)
Yes

12a. Are finance data for virtual schools included in your state's NPEFS and F-33 data submissions? (Check all that apply.)

- Included in FY 2020 NPEFS
Included in FY 2020 F-33
Amounts are reported only in the fiscal data plan, not F-33 or NPEFS.
Not included in FY 2020 NPEFS or F-33

12b. What type of LEAs are the finance data for virtual schools reported under? (Check all that apply.)

- Finance data are functionalized and reported as a separate education agency.
Finance data are functionalized and reported under the LEA of the students' home school.
Expenditures for the virtual school are reported as tuition payments or purchased services under the LEA of the students' home school.

Revenues from Private Sources

Note: Revenues from private sources include contributions and donations made by private entities. These entities include but are not limited to: educational foundations, parent teacher associations/organizations, campus booster clubs, and private individuals.

13. Does your state report revenues from private sources?

- No (Please go to question 14)
Yes

13a. Please indicate where revenue from private sources, are reported on NPEFS. (Check all that apply.)

- Transportation Fees from Individuals (RTG)
Other Revenue from Local Sources (RTL)
Other Sources of Revenue (RS)

13b. Please indicate which donors are included in your revenue reporting: (Check all that apply.)

- Private foundations
Non-profit organizations
Parent teacher associations/organizations
Campus booster clubs
Private individuals

Accounting Methodology

14. Please indicate which method of accounting school districts use when reporting revenues and expenditures.

- All LEAs report to the state using a cash basis method of accounting.
All LEAs report to the state using a modified accrual method of accounting.
LEAs may report to the state using either a cash basis or modified accrual method of accounting.
LEAs report using a different method. (Please specify.)

CARES Act Reporting

15. Please indicate which funding sources are included in the Coronavirus Aid, Relief, and Economic Security (CARES) Act expenditures reported in Section 8 of the NPEFS. (Check all that apply.)

- Elementary and Secondary School Emergency Relief (ESSER) Fund
Governor's Emergency Education Relief (GEER) Fund
Education Stabilization Fund - Reimagine Workforce Preparation (ESF-RWP) Discretionary Grant
Education Stabilization Fund - Rethink K-12 Education Models (ESF-REM) Discretionary Grant
Project School Emergency Response to Violence (Project SERV)
Coronavirus Relief Fund (CRF)
Education Stabilization Fund Program Outlying Areas- State Educational Agency
Education Stabilization Fund Program Outlying Areas-Governors
Other (Please explain.)

We are not able to report any CARES Act expenditures in Section 8. (Please explain.)

16. Please indicate which funding sources are included in the CARES Act expenditures reported in Part XIII B of the F-33. (Check all that apply.)

- Elementary and Secondary School Emergency Relief (ESSER) Fund
Governor's Emergency Education Relief (GEER) Fund
Education Stabilization Fund - Reimagine Workforce Preparation (ESF-RWP) Discretionary Grant
Education Stabilization Fund - Rethink K-12 Education Models (ESF-REM) Discretionary Grant
Project School Emergency Response to Violence (Project SERV)
Coronavirus Relief Fund (CRF)
Other (Please explain.)

We are not able to report any CARES Act expenditures in Section 8. (Please explain.)

Save Done

Data Plan cannot be submitted until all required fields are filled in

Click the box when the fiscal data plan is ready for final submission and then click Submit to submit to NCES.

Submit To NCES

Contact Us

Burden Statement

Web Policy Statement

System Requirements

5.0.2021.0027.140

## Item Help Text Available Within the Web Application

R1A - Property Tax (1110): These are “ad valorem” taxes levied by an LEA on the assessed value of real property (e.g., dwellings and commercial property) and personal property (e.g., automobiles, boats) located within the LEA. However, penalties and interest are reported under non-property tax (R1B) below. DO NOT report property taxes that go to dependent school districts here; report them in NPEFS item code (R1C) Other Local Government Units – Property Tax. State education agencies should instruct LEAs filing comprehensive annual financial reports (CAFRs) to include property taxes billed within the school year and collected within 60 days of the close of the school year.

R1B - Non-Property Tax (1120-1190): These taxes include sales and use taxes imposed upon the sale and consumption of goods and services; income taxes (1130) levied on individuals, corporations, and unincorporated businesses; penalties and interest (1140) on late and delinquent taxes; and “other taxes,” such as, revenue raised through licenses and permits. DO NOT include non-property taxes that go to dependent school districts; report them in (R1D).

R1C - Other Local Government Units Property Tax (1210): This category is used to report property taxes raised by a unit of government for use by a dependent school district. DO NOT include penalties and interest here.

R1D - Other Local Government Units Non-Property Tax (1220-1290): This category is used to report non-property taxes raised by a governmental unit for use by a dependent school district. These taxes include sales and use taxes (1220); income taxes (1230) on individuals, corporations, and unincorporated businesses; penalties and interest (1240) on late or delinquent taxes; revenue in lieu of taxes (1280); and “other taxes” (1290).

R1E - Tuition from Individuals (1310): Tuition paid by an individual to attend school in an LEA other than the one in which he or she resides.

R1F - Tuition from Other LEAs within the State (1321): Tuition from one LEA to another within the same state for educating students (e.g., an LEA receives tuition from another LEA to provide a special program for a student that is not available in the LEA where the student resides). (NOTE: Tuition from LEAs outside the state should be reported in Other Revenue from Local Sources.)

R1G - Transportation Fees from Individuals (1410): Fees paid by students to be transported to school. Such students usually reside outside the zone of free public school busing established by a school district. Fees paid by students for transportation on school field trips should also be included.

R1H - Transportation Fees from Other LEAs Within the State (1421): Transportation fees received from another LEA within a state for transporting students. NOTE: Transportation fees from other LEAs outside the state (1430) and from “other sources” (1440) are included in Other Revenues from Local Sources (R1L) in Section 1 of the survey.

R1I - Earnings on Investments (1500-1540; exclude 1532): Include interest (1510) and dividends (1520) on investments; gains or losses from the sale of stocks or bonds (1530) (gains from the sale of U.S. treasury bills represent interest income and should be recorded under 1510); and earnings from investments in real property (1540), including rentals and use charges. Unrealized gains or losses on investments (1532) should not be included in the data reported on NPEFS survey.

R1J - Food Services (excluding federal reimbursements) (1600-1650): Include revenue from the daily sales of school lunch, breakfast, and milk programs to students and staff. These programs are considered reimbursable by the U.S. Department of Agriculture. These programs include the National School Lunch Program (1611), the School Breakfast Program (1612), and the Special Milk Program (1613).

R1K - District Activities (1700-1790): Revenue from cocurricular and extracurricular activities controlled and administered by school districts. These include: Admissions fees (1710); Fees from school-sponsored activities such as concerts or football games; Fees from student-sponsored bookstores (1720); Dues and fees (1730); Fees for student membership in school clubs and organizations fees (1740); Fees for goods and services such as towels, lockers, and equipment; and “other student activity income” (1790). Student transportation fees are reported in the appropriate account under Transportation Fees (1410). Only revenues that are under the control of LEAs should be reported here. Those revenues that belong to the students do not need to be reported, as long as the expenditures from those funds are not reported on NPEFS.

R1L - Other Revenue from Local Sources (1320-1350, 1420-1440, 1800, 1900-1990; not 1321, 1421, 1940, 1951, 1970): This category includes revenue from local sources not included in earlier accounts. These revenues include tuition from other government sources besides school districts (1322); tuition from other LEAs outside the state (1330); tuition from other sources (1340); transportation fees from other government sources besides school districts (1422); transportation fees from

other LEAs outside the state (1430); transportation fees from other sources (1440); revenues from community services activities (1800), operated by an LEA as a community service (e.g., swimming pool, child care program); revenues from the rental (1910) of real or personal property owned by the school (however, the rental of property held for income purposes (1540) should be reported under Earnings on Investment); contributions and donations (1920) from private philanthropic foundations, organizations or individuals; gains or losses on the sale of fixed assets of proprietary funds (1930) (gains or losses on the sale of nonproprietary funds (5300) should be reported outside of local revenues as Other Sources of Revenue); revenue from services provided to other LEAs (1950), excluding revenue from LEAs within the state (1951); revenue from services provided to other local governmental units (1960); refund of prior year's expenditures (1980); and miscellaneous local revenue not reported elsewhere (1990).

R1M - Textbook Revenues (1940): Revenue from the sale (1941) and rental (1942) of textbooks.

R1N - Summer School Revenues (1312): Include tuition, fees, and charges paid by students to attend summer school programs.

STR1 - LOCAL SOURCES OF REVENUE SUBTOTAL (1000): The sum of revenue from local sources, excluding tuition from other LEAs within the State (1320) and transportation fees from other LEAs within the State (1420).

R2 - REVENUE FROM INTERMEDIATE SOURCES: Include grants from an intermediate unit to a local education agency. Grants may be unrestricted (2100) or restricted to a categorical or specific purpose (2200). Include revenues received from the intermediate unit in lieu of taxes that the LEA would have received had its property or other tax base been subject to taxation (2800). Include commitments or payments made by an intermediate unit for the benefit of an LEA including contributions of equipment and supplies or payments made for, or on behalf of, an LEA to a pension fund for LEA employees (3900).

R3 - REVENUE FROM STATE SOURCES (3000): Include grants from a state agency to a local education agency. Grants may be unrestricted (3100) or restricted (3200). Include revenues received from a state in lieu of taxes that the LEA would have received had its property or other tax base been subject to taxation (3800). Include commitments or payments made by the state for the benefit of an LEA including contributions of equipment and supplies or payments made for, or on behalf, of an LEA to a pension fund for LEA employees (3900).

R4A - Grants-in-Aid Direct from the Federal Government (4100, 4300): Federal grants provided directly to a local education agency that can be used, without restriction, for any legal purpose desired by the LEA (4100). Federal grants provided directly to an LEA that must be used for a "categorical" or specific purpose (4300).

R4B - Grants-in-Aid from the Federal Government through the State (4200, 4500): Federal grants provided to a local education agency through the state that can be used, without restriction, for any legal purpose desired by the LEA (4200). Federal grants provided to a local education agency through the state that must be used for a "categorical" or specific purpose (4500). Include Medicaid reimbursements here. Revenue received through the Title I program should be reported here.

R4C - Grants-in-Aid from the Federal Government through Other Intermediate Agencies (4700): Federal revenue provided to a local education agency through an intermediate unit.

R4D - Other Revenue from Federal Sources (4800, 4900): Federal commitments or payments made out of general revenues to an LEA in lieu of taxes it would have had to pay had federal property or other tax base been subject to taxation by the LEA on the same basis as privately owned property or other tax base (4800). This revenue includes payments in lieu of taxes for privately owned property that is not subject to taxation on the same basis as other privately owned property because of action by the federal government. This category also includes other federal commitments or payments for the benefit of an LEA and contributions of equipment or supplies. Such revenue includes federal contributions of fixed assets and donations of food to an LEA (commodities) (4900).

STR4 - Federal Sources of Revenue Subtotal (4000): The sum of revenue from federal sources (R4A-R4D).

R5 - OTHER SOURCES OF REVENUE (5000, 6000): Include bond principal and premiums (5100). Accrued interest realized from the sale of bonds should be included when permitted by state law. Include amounts available from the sale of school property or compensation for the loss of fixed assets (5300). Report gains or losses from proprietary funds (1930) here; report these in Other Revenue from Local Sources (R1L) instead. Also include interfund transfers (5200), loan proceeds (5400), capital lease proceeds (5500), other long-term debt proceeds (5600), capital contributions (6100), amortization of premium on issuance of bonds (6200), special items (6300), and extraordinary items (6400).

TR - Total Revenue: The sum of revenue contributions emerging from local, intermediate, state, and federal sources. Other sources of revenue (5000, 6000) are not included.

E11 - Salaries (100): Include gross salary of those involved in instruction while on the payroll of the LEA. Instructional staff includes regular and part-time teachers, teachers' aides, homebound teachers, hospital-based teachers, substitute teachers (including permanent substitute teachers, teachers on sabbatical leave, and classroom assistants of any type who assist in the instructional process, including clerks and graders. Report supplemental amounts for additional duties such as coaching or supervising extracurricular activities, bus supervision, and summer school teaching. DO NOT include salaries or other expenditures for non-teaching staff that perform duties to which teachers may be assigned but that do not include instruction such as detention or lunch supervision.

E12 - Employee Benefits (200): Include amounts paid by the LEA on behalf of employees. Examples are group insurance, social security contributions, retirement contributions, tuition reimbursement, unemployment compensation, workers' compensation, and other employee benefits such as unused sick leave.

E13 - Purchased Services (300-500; exclude 560, 591): Include expenditures for purchased services related to providing instruction to students. Include computer-assisted instructional (CAI) expenditures, travel for instructional staff, and per diem expenses. Exclude tuition (560). Exclude services purchased from another school district or service agency (591) when those services are included in the appropriate expenditure categories.

E14 - Tuition and Voucher Payments Outside the State, to Private Schools, Individuals, and Other (562, 563, 566, 568, 569): Include amounts for tuition expenditures when the tuition is paid by an individual to attend elementary and secondary school (grades pre-K through 12) in an LEA other than the one in which he or she resides. Include tuition to other LEAs outside the State and tuition to private schools (in-state and out-of-state) for students who are funded by and/or the responsibility of a public LEA or the SEA, and other tuition such as state schools for the blind.

E15 - Tuition and Voucher Payments to Other LEAs and Charter Schools within the State (561, 564, 567): This category consists ONLY of tuition paid from one LEA to another within the same state for educating students (e.g. an LEA pays tuition to another LEA to provide a student a special program that is not available in the LEA where the student resides). Include payments to charter schools in the state.

E16 - Supplies (600): Include textbooks for public school children. Include amounts paid for items that are consumed, worn out, or have deteriorated through use. Examples include classroom teaching supplies, audiovisual supplies, books, and periodicals. Do not include energy expenditures.

E17 - Property (700): Include tangible property of a more or less permanent nature, other than land or buildings or improvements thereon. Examples are machinery, tools, trucks, cars, furniture, and furnishings.

E18 - Other (810, 890): Include dues and fees paid by LEAs on behalf of instructional staff for membership in professional or other organizations. Include miscellaneous expenditures not properly classified in one of the objects included above.

STE1 - Instruction Expenditures Subtotal (1000): Sum of current operation expenditures for instruction. Include expenditures for activities dealing with the interaction of teachers and students in the classroom, home, or hospital for regular elementary and secondary education programs (prek-12), special education, vocational education, cocurricular activities and athletics. Expenditures for support for nonpublic school students, adult/continuing education, community/junior colleges, and community service programs, should be reported in Section 6, Other Direct Costs. Do not include payments to other LEAs and charter schools within the state (561, 564, 567) or property (700) in this subtotal.

E11A - Salaries Paid to Teachers in Regular Education Programs (Objects 111 and 113; Program #100): Include base salaries paid to certified teachers and certified substitute teachers providing regular education instruction to students in prekindergarten through grade 12.

E11B - Salaries Paid to Special Education Teachers (Objects 111 and 113; Program #200): Include base salaries paid to certified teachers and certified substitute teachers providing instruction to students with special needs, including mental retardation, orthopedic impairment, emotional disturbance, developmental delay, specific learning disability, hearing impairment, etc.

E11C - Salaries Paid to Vocational Education Teachers (Objects 111 and 113; Program #300): Include base salaries paid to certified teachers and certified substitute teachers providing instruction to students in developing knowledge, skills, and attitudes needed for employment.

E11D - Salaries Paid to Teachers in Other Programs Providing Instruction to Students in Grades Pre-kindergarten Through Grade 12 and Un-graded Students (Objects 111 and 113; Programs #400 and #900): Include base salaries paid to certified teachers and certified substitute teachers not included in the above programs (100-300). Include salaries for teachers in

programs such as: English for speakers of other languages, alternative education; gifted and talented; and cocurricular and extracurricular programs.

E2 - Textbook Expenditures for Classroom Instruction (Object 640): Exclude expenditures for library books.

E212 - Salaries (100): Include gross salary while on the payroll of the LEA. Include salaries for staff whose activities support and assist students by providing services in attendance, social work, counseling, guidance, psychology, health, hearing, speech, physical therapy and occupational therapy.

E222 - Employee Benefits (200): Include amounts paid by the LEA on behalf of employees. Examples are group insurance, social security contributions, tuition reimbursement, unemployment compensation, workers' compensation, and such other employee benefits as unused sick leave. Include only staff in attendance and social work services, guidance, health, speech pathology, and audiology.

E232 - Purchased Services (300-500; exclude 591): Include the services of medical doctors, social workers, psychologists, psychiatrists, audiologists, and other consultants providing for students' needs when these services are purchased from outside entities. Travel for these staff is also included. Exclude services purchased from another school district or service agency (591) when those services are included in the appropriate expenditure categories.

E242 - Supplies (600): Include expenditures for supplies related to activities designed to assess and improve the well-being of students. Include amounts paid for items that are consumed, worn out, or deteriorated through use. Examples are attendance supplies, medical supplies, films, tapes, paper supplies, books, and periodicals.

E252 - Property (700): Include expenditures for property related to activities designed to assess and improve the well-being of students. Examples are machinery, tools, trucks, cars, furniture, and furnishings. Include expenditures for furniture and fixtures, as well as desks, file cabinets, typewriters, duplicating machines, computers, and audiovisual equipment.

E262 - Other (810, 890): Include miscellaneous expenditures for goods and services not mentioned above, such as staff membership fees.

STE22 - Support Services Students Expenditures Subtotal (2100): Includes expenditures for administrative, guidance, health, and logistical support that enhance instruction. Include attendance, social work, student accounting, counseling, student appraisal, information, record maintenance, and placement services. Also include medical, dental, nursing, psychological, and speech services. Sum of Student Support Services (E212, E222, E232, E242, E262), does not include E252 Property (700).

E213 - Salaries (100): Include gross salary while on the payroll of the LEA for activities associated with assisting the instructional staff with both the content and process of providing learning experiences for students. Staff include supervisors of instruction (not department chairmen), curriculum coordinators and in-service training staff, school library staff, audiovisual staff, educational television staff, and staff engaged in the development of computer-assisted instruction.

E223 - Employee Benefits (200): Include amounts paid by the LEA on behalf of employees. Examples are group insurance, social security contributions, tuition reimbursement, unemployment compensation, workmen's compensation, and such other employee benefits as unused sick leave. Include only supervisors of instruction (not department chairmen), curriculum coordinators and in-service training staff, school library staff, audiovisual staff, educational television staff, and staff engaged in the development of computer-assisted instruction.

E233 - Purchased Services (300-500; exclude 591): Include expenditures for purchased services related to the supervision of instruction, curriculum development, instructional staff training, academic assessment, and media, library, and instruction-related technology services. Travel for these staff is also included. Exclude services purchased from another school district or service agency (591) when those services are included in the appropriate expenditure categories.

E243 - Supplies (600): Report expenditures for supplies related to the supervision of instruction service improvements, curriculum development, instructional staff training, academic assessment, and media, library, and instruction-related technology services. Include amounts paid for items that are consumed, worn out, or deteriorated through use. Examples are films, tapes, paper supplies, books, and periodicals.

E253 - Property (700): Include expenditures for property related to activities associated with assisting the instructional staff support. Include expenditures for furniture and fixtures, as well as desks, file cabinets, typewriters, duplicating machines, computers, and audiovisual equipment.

E263 - Other (810, 890): Include miscellaneous expenditures for goods and services not mentioned above, such as staff membership fees.

STE23 - Support Services Instruction Expenditures Subtotal (2200): Includes expenditures for supervision of instruction service improvements, curriculum development, instructional staff training, academic assessment, and media, library, and instruction-related technology services. Sum of Instructional Staff Support (E213, E223, E233, E243, E263), does not include E253 Property (700).

E214 - Salaries (100): Include gross salary while on the payroll of the LEA for activities concerned with establishing and administering policy for operating the LEA. Include only board of education staff, board secretary/clerk staff relations and negotiations staff, the superintendent's staff, and the superintendent.

E224 - Employee Benefits (200): Include amounts paid by the LEA on behalf of employees. Examples are group insurance, social security contributions, tuition reimbursement, unemployment compensation, workmen's compensation, and such other employee benefits as unused sick leave. Include only board of education staff, board secretary/clerk staff relations and negotiations staff, the superintendent's staff, and the superintendent.

E234 - Purchased Services (300-500; exclude 591): Include expenditures for activities concerned with establishing and administering policy for operating the LEA. Include the services of legal firms, election services, and staff relations and negotiations services. Travel for these staff is also included. Exclude services purchased from another school district or service agency (591) when those services are included in the appropriate expenditure categories.

E244 - Supplies (600): Report expenditures for supplies related to expenditures for board of education and executive administration (office of the superintendent) services. Include amounts paid for items that are consumed, worn out, or deteriorated through use. Examples are films, tapes, paper supplies, books, and periodicals.

E254 - Property (700): Include expenditures for activities concerned with establishing and administering policy for operating the LEA. Include expenditures for furniture and fixtures, as well as desks, file cabinets, typewriters, duplicating machines, computers, and audiovisual equipment.

E264 - Other (810, 820, 890): Include miscellaneous expenditures for goods and services not mentioned above, such as staff membership fees. Include amounts paid as a result of a court-related judgement against the school district.

STE24 - Support Services Expenditures General Administration Subtotal (2300): Includes expenditures for board of education and executive administration (office of the superintendent) services. Sum of General Administration Support (E214, E224, E234, E244, E264), does not include E254 Property (700).

E215 - Salaries (100): Include gross salary while on the payroll of the LEA. Include only the staff of the office of the principal (including vice principals and other assistants), full-time (non-teaching) department chairpersons, and the principal.

E225 - Employee Benefits (200): Include amounts paid by the LEA on behalf of employees. Examples are group insurance, social security contributions, tuition reimbursement, unemployment compensation, workmen's compensation, and such other employee benefits as unused sick leave. Include only the staff of the office of the principal (including vice principals and other assistants), department chairpersons, and the principal.

E235 - Purchased Services (300-500; exclude 591): Include the services of consultants, school scheduling firms, and administrative staff in-service training. Exclude services purchased from another school district or service agency (591) when those services are included in the appropriate expenditure categories.

E245 - Supplies (600): Report expenditures for supplies related to activities concerned with overall administrative responsibility for a school. Include amounts paid for items that are consumed, worn out, or deteriorated through use.

E255 - Property (700): Include expenditures for property related to activities that are concerned with overall administrative responsibility for a school. Include expenditures for furniture and fixtures, as well as desks, file cabinets, computers, vehicles, and machinery.

E265 - Other (810, 890): Include miscellaneous expenditures for goods and services not mentioned above, such as staff membership fees.

STE25 - Support Services School Administration Expenditures Subtotal (2400): Includes expenditures for activities concerned with overall administrative responsibility for a school. Include activities performed by the principal and office of the principal staff. Sum of School Administration Support (E215, E225, E235, E245, E265), does not include E255 Property (700).

E216 - Salaries (100): Include gross salary while on the payroll of the LEA. Include only operations and maintenance staff (heating, lighting, ventilation, repairing and replacing facilities and equipment), care and upkeep of grounds and equipment staff, vehicle operations and maintenance staff (exclude student transportation staff), and security and safety services staff.

E226 - Employee Benefits (200): Include amounts paid by the LEA on behalf of employees. Examples are group insurance, social security contributions, tuition reimbursement, unemployment compensation, workmen's compensation, and such other employee benefits as unused sick leave. Include only operations and maintenance staff (heating, lighting, ventilation, repairing and replacing facilities and equipment), care and upkeep of grounds and equipment staff, vehicle operations and maintenance staff (exclude student transportation staff), and security and safety services staff.

E236 - Purchased Services (300-500; exclude 591): Include the services of maintenance companies, security and safety services, equipment repair companies, and grounds upkeep expenditures. Exclude services purchased from another school district or service agency (591) when those services are included in the appropriate expenditure categories.

E246 - Supplies (600): Report expenditures for supplies related to buildings services (heating, electricity, air conditioning, property insurance), care and upkeep of grounds and equipment, vehicle operation and maintenance (other than student transportation vehicles), and security services. Include amounts paid for items that are consumed, worn out, or deteriorated through use. Examples are books and periodicals for use by operations and maintenance staff, energy expenditures, services received from utility companies, and routine auto maintenance.

E256 - Property (700): Include expenditures for property related to keeping the physical plant open, comfortable, and safe for use, and keeping the grounds, buildings, and equipment in effective working condition and state of repair.

E266 - Other (810, 890): Include miscellaneous expenditures for goods and services related to buildings services (heating, electricity, air conditioning, property insurance), care and upkeep of grounds and equipment, vehicle operation and maintenance (other than student transportation vehicles), and security not mentioned in any other operation and maintenance support service object.

STE26 - Support Services Operations and Maintenance Expenditures Subtotal (2600): Includes expenditures for buildings services (heating, electricity, air conditioning, property insurance), care and upkeep of grounds and equipment, vehicle operation and maintenance (other than student transportation vehicles), and security services. Sum of Operation & Maintenance Support (E216, E226, E236, E246, E266), does not include E256 Property (700).

E217 - Salaries (100): Include gross salary only for staff on the payroll of the LEA and involved in activities concerned with conveying students to and from school, as provided by state and federal law.

E227 - Employee benefits (200): Include amounts paid by the LEA on behalf of employees. Examples are group insurance, social security contributions, tuition reimbursement, unemployment compensation, workmen's compensation, and such other employee benefits as unused sick leave. Include only student transportation staff (vehicle operation, monitoring of students, and vehicle maintenance services).

E237 - Purchased Services (300-500; exclude 511, 591): Include the services of student busing companies and handicapped transportation services. Exclude services purchased from another school district or service agency (511, 591) when those services are included in the appropriate expenditure categories.

E247 - Supplies (600): Report expenditures for supplies related to vehicle operation, monitoring riders, and vehicle servicing and maintenance. Include amounts paid for items that are consumed, worn out, or deteriorated through use. Examples are parts and materials required for routine vehicle maintenance, energy supplies such as gasoline, and general supplies.

E257 - Property (700): Include expenditures for property related to activities that are concerned with conveying students to and from school, as provided by state and federal law.

E267 - Other (810, 890): Include miscellaneous expenditures for goods and services not mentioned above, such as staff membership fees.

STE27 - Support Services Student Transportation Expenditures Subtotal (2700): Includes expenditures for activities related to conveying students to and from school, as provided by state and federal law. Includes trips between home and school and trips to school activities. This includes expenditures for vehicle operation, monitoring riders, and vehicle servicing and maintenance. Expenditures for driver's education programs should be included in Instruction (1000). Sum of Pupil Transportation Support (E217, E227, E237, E247, E267), does not include E257 Property (700).

E218 - Salaries (100): Include gross salary while on the payroll of the LEA. Central Services staff (2500) includes any fiscal services (budgeting, receiving and disbursing funds, payroll, internal auditing, and accounting), purchasing, warehousing, supply distribution, printing, publishing, and duplicating services. Other Support Services (2900) is designated for any other support staff not classified elsewhere.

E228 - Employee Benefits (200): Include amounts paid by the LEA on behalf of employees. Examples are group insurance, social security contributions, tuition reimbursement, unemployment compensation, workmen's compensation, and such other employee benefits as unused sick leave. Central Services staff (2500) includes any fiscal services staff, purchasing, warehousing, printing and duplicating staff, planning, research, development, and evaluation staff, public information staff, personnel staff, and any administrative technology staff. Other Support Services (2900) is designated for any other support staff not classified elsewhere.

E238 - Purchased Services (300-500; exclude 591): Include purchased business support services such as budgeting, payroll, financial accounting, internal auditing, purchasing, warehousing, printing and duplicating; purchased central support services such as planning, research, development, evaluations, and administrative technology services. Travel expenses for these staff are also included here. Exclude services purchased from another school district or service agency (591) when those services are included in the appropriate expenditure categories.

E248 - Supplies (600): Report expenditures for supplies related to other business support services (2500 and 2900). Include amounts paid for items that are consumed, worn out, or deteriorated through use. Examples are paper supplies, books, and periodicals.

E258 - Property (700): Include expenditures for property related to other business support services (2500 and 2900). Include expenditures for furniture and fixtures, as well as desks, file cabinets, computers, vehicles, and machinery.

E268 - Other (810, 835, 890): Include miscellaneous expenditures for goods and services not mentioned above, such as staff membership fees. Interest on current loans, repayable within one year of receiving the obligation, are classified as Fiscal Services – Receiving and Disbursing Funds Services (function 2510, object 835) and should be reported here.

STE28 - Support Services Other Support Services Expenditures Subtotal (2500,2900): Includes business support expenditures for fiscal services (budgeting, receiving and disbursing funds, payroll, internal auditing, and accounting), purchasing, warehousing, supply distribution, printing, publishing, and duplicating services. Also include central support expenditures for planning, research and development, evaluation, information, management services, and expenditures for other support services not classified elsewhere in the 2000 series. Sum of School Administration Support (E218, E228, E238, E248, E268), does not include E258 Property (700).

E3A11 - Salaries (100): Include gross salary while on the payroll of the LEA. Note that food services expenditures should be gross expenditures, even if substantially aided by federal nutrition programs. If food services are run as an enterprise operation in your state, enter amounts in 3100 and note practice in comments.

E3A12 - Employee Benefits (200): Include amounts paid by the LEA on behalf of employees. Examples are group insurance, social security contributions, tuition reimbursement, unemployment compensation, workmen's compensation, and such other employee benefits as unused sick leave.

E3A13 - Purchased Services (300-500; exclude 591): Include purchased food services such as those for a food service management company, meal vendors, and meal delivery services. Exclude services purchased from another school district or service agency (591) when those services are included in the appropriate expenditure categories.

E3A14 - Supplies (600): Include amounts paid for items that are consumed, worn out, or deteriorated through use; or items that lose their identity through fabrication or incorporation into different or more complex units or substances. Examples include food items, silverware, trays, napkins, and plates.

E3A2 - Property (700): Include expenditures for property related to food services. Examples include expenditures for ovens, dishwashers, and refrigerators.

E3A16 - Other (890): Include miscellaneous expenditures for goods and services not mentioned above.

E3A1 - Operation of Non-Instructional Food Services Operations Expenditures Subtotal (3100): Includes expenditures for activities that provide food to students and staff in a school or LEA. Note that food services expenditures should be gross expenditures, even if substantially aided by federal nutrition programs. If food services are run as an enterprise operation in your state, enter amounts in 3100 and note practice in comments. Sum of Food Services Expenditures (E3A11, E3A12, E3A13, E3A14, E3A16), do not include Property (700).

E3B11 - Salaries (100): Include gross salary while on the payroll of the LEA. Enterprise operations are activities that are financed by user charges (without government funds) similar to a private business. Include payments to the enterprise fund by a school system to cover deficit operations.



E3B12 - Employee Benefits (200): Include amounts paid by the LEA on behalf of employees.

E3B13 - Purchased Services (300-500; exclude 591): Include purchased enterprise operations such as preschool, computer services, and handicapped services. Exclude services purchased from another school district or service agency (591) when those services are included in the appropriate expenditure categories.

E3B14 - Supplies (600): Include amounts paid for items such as computer diskettes, laser toner, etc.

E3B2 - Property (700): Include expenditures for purchases of computers, modems, printers, etc.

E3B16 - Other (890): Include miscellaneous expenditures for goods and services not mentioned above.

E3B1 - Operation of Non-Instructional Enterprise Operations Services Expenditures Subtotal (3200): Includes expenditures for business-like activities (such as a bookstore) where the costs are recouped largely with user charges. Some LEAs may conduct fee-for-service activities to support other LEAs, such as instructional support, food service, and transportation. Expenditures for these activities should not be reported as Enterprise operations, but rather under the appropriate function. Sum of Enterprise Operations Expenditures (E3B11, E3B12, E3B13, E3B14, E3B16), do not include Property (700).

E4A1 - Textbooks for Public School Children: Include amounts paid by the state on behalf of LEAs for textbooks (object 640) that cannot be reported directly within the appropriate categories. Amounts reported in this item code will be distributed to Instruction, Supplies (E16) and Textbook Expenditures for Classroom Instruction (E2).

E4A2 - Textbooks; Property (700) only: Amounts reported in this item code will be distributed to Instruction, Property (E17).

E4B1 - Transportation for Public School Children: Include amounts paid by the state on behalf of LEAs for transportation of public school children (function 2700, objects 100-600 and 800) that cannot be reported directly within the appropriate categories. Amounts reported in this item code will be distributed among items under Support Services, Student Transportation: Salaries (E217), Employee Benefits (E227), Purchased Services (E237), Supplies (E247), Other (E267).

E4B2 - Transportation; Property (700) only: Include capitalized expenditures paid by the state on behalf of LEAs for transportation of public school children (function 2700, object 700) that cannot be reported directly within the appropriate categories. Amounts reported in this item code will be distributed to Support Services, Student Transportation, Property (E257).

E4C1 - Employees Benefits for Public School Employees: Include amounts paid by the state on behalf of LEAs for employee benefits (object 200) that cannot be reported directly within the appropriate categories. Amounts reported in this item code will be distributed to employee benefits within the following functions: Instruction (E12), Student support services (E222), Instructional support services (E223), General administration (E224), School administration (E225), Operations and maintenance (E226), Student transportation (E227), Support services other (E228), Food service operations (E3A12), and Enterprise operations (E3B12).

E4C2 - Employees Benefits; Property (700) only: Amounts reported in this item code will be distributed to property within the following functions: Instruction (E17), Student support services (E252), Instructional support services (E253), General administration (E254), School administration (E255), Operations and maintenance (E256), Student transportation (E257), Support services other (E258), Food service operations (E3A2), and Enterprise operations (E3B2).

E4D - Direct Program Support for Private School Students: Include expenditures paid by the state made for or on behalf of private school students that cannot be reported directly within the appropriate categories. Tuition payments for private school students should be reported in Tuition payments outside the state, to private schools, and other (E14). Other non-tuition state expenditures for non-public school programs may be reported in non-public school programs (E9A).

E4E1 - Other Direct Program Support for Public School Students: Amounts reported in this section will be distributed to all non-property items in the following functions: Instruction, Student support services, Instructional support services, General administration, School administration, Operations and maintenance, Student transportation, Support services other, Food service operations, and Enterprise operations. The names of the programs should be specified on the form.

E4E2 - Other Direct Program Support for Public School Students; Property (700) only: Amounts reported in this item code will be distributed to all property items in the following functions: Instruction, Student support services, Instructional support services, General administration, School administration, Operations and maintenance, Student transportation, Support services other, Food service operations, and Enterprise operations. Specify program name(s) in the box below.

STE4 - Direct Program Support Expenditures Subtotal: Do not include Direct Program Support for Private School Students (d1) or Property (700) in this subtotal. [Sum a, b, c, and e.]

**TE5 - CURRENT EXPENDITURES:** Current expenditures are comprised of expenditures for the day-to-day operation of schools and school districts for public elementary and secondary education. Include expenditures for staff salaries and benefits, supplies, and purchased services; instruction and support services (e.g., pupil support, school administration, etc.) expenditures that directly support public elementary-secondary education. Exclude expenditures associated with repaying debts and capital outlays (e.g., purchases of land, school construction, and equipment); programs outside the scope of public prekindergarten through grade 12 education, such as community services and adult education; payments to private schools and payments to charter schools outside of the school district. Current expenditures = Instruction expenditures (STE1) + Support Services expenditures (STE2T) + Non-Instructional expenditures (STE3) + Direct Program Support (STE4) (excludes aid to private school students and property expenditures).

**E61 - Non-Property Expenditures (Construction) (4100-4900):** Report all construction costs associated with building schools and other structures required by local school districts. Include: All construction costs for new buildings, Expenditures for renovations, additions, or improvements to existing buildings if already acquired by the LEA, Expenditures on the materials used in construction, Expenditures for improvements to land and sites (after they are acquired by the LEA), Construction costs for temporary buildings and classrooms, Payments to contractors for construction and planning services, Expenditures for designing, blueprints, and other costs necessary for the construction of facilities, and Expenditures for wiring for Local Area Networks (LANs) and Internet. DO NOT include property expenditures. Expenditures for acquiring existing (already built) structures and for purchasing land should be reported under Property Expenditures (E62). Financing costs associated with facilities acquisition and construction should be reported under Other Uses, Debt Services.

**E62 - Property Expenditures [Include Land and Improvements (710), Land and Existing Buildings (720), and Infrastructure (740)]:** Report expenditures for the purchase of land, as well as expenditures for acquiring existing (already built) structures. Expenditures for improvements to land and infrastructure (streets, curbs, drains, etc.) should only be included here if they are special assessments against the LEA. Also, include the purchase of air rights, mineral rights, etc., if applicable. Construction expenditures should be reported under Non-Property (E61) expenditures; however, the purchase of existing structures should be reported here. DO NOT include expenditures for improving sites and adjacent ways after acquisition by an LEA here; such expenditures are classified as construction (450) or technical services (340) and should be reported under Non-Property (E61).

**E63 - Equipment (730):** Report expenditures for initial, additional, and replacement equipment including machinery, vehicles, and furniture and fixtures. Expenditures for the initial purchase of property items such as books for a newly constructed library or equipment for a newly constructed laboratory should be included here as well. Expenditures for the same items but for already existing structures should be reported as supplies (books) or property (lab equipment) under Instruction (1000) or Support Services (2000).

**E7A1 - Interest (832):** Include only interest paid on long-term debt service (obligations exceeding one year). Interest on current loans (repayable within one year of receiving the obligation) is charged to 2510 and should be reported under Other Support Services, Other (function 2500, object 800).

**E7A2 - Redemption of Principal (831):** Include only expenditures to retire bonds (including current and advance refundings) and long-term loans, including lease-purchase arrangements.

**STE7 - Other Uses Subtotal (5000):** Sum of E7A1 and E7A2.

**E81 - Non-Property (Objects 100-600, 800):** Community Services are activities that provide services to students, staff, or community participants. Examples include community swimming pools, recreation or transportation programs for the elderly, and child care centers. Include salaries (100), employee benefits (200), purchased services (300-500), supplies (600), and other expenditures (800).

**E82 - Property (700):** Includes expenditures for machinery, equipment, furniture, fixtures, and vehicles (700) related to community service activities.

**E9A - Non-Public School Programs (Program #500):** Report expenditures for services for students attending schools established by agencies other than states, subdivisions of states, or the federal government, which are usually supported primarily by other than public funds. The services consist of such activities as those involved in providing textbooks, instructional services, attendance and social work services, health services, and transportation services for nonpublic school students. Tuition payments to private schools should be reported in E14.

**E9B - Adult Education (Program #600):** Activities that develop knowledge and skills to meet the immediate and long-range educational objectives of adults who, having completed or interrupted formal schooling, have accepted adult roles and responsibilities. Adult basic education programs are included as well as career education. The activities may foster the

development of fundamental learning skills, prepare students for postsecondary careers or education programs, upgrade occupational competence, prepare students for a new or different career, develop skills and appreciation for special interests, or enrich the aesthetic qualities of life.

E9C - Community College (Object 565, Program #700): Report expenditures for programs for students attending institutions of higher education that offer (in most cases) the first two years of college instruction. Institutions may also offer four-year programs. If an LEA is responsible for providing this program, all program costs should be reported here. If the LEA is not responsible for providing this program, the survey respondent should enter a zero. Report scholarships for tuition to a two or four year institution if those expenditures are within the administrative control of the school district.

E9D - Other: Report expenditures for additional Direct Cost Programs not included above. Specify program name(s) in the box below.

E91 - Direct Cost Programs; Property (700): Include equipment expenditures (property) from Nonpublic School Programs (E9A), Adult Education (E9B), Community Colleges (E9C), and Other Direct Cost Programs (E9D).

STE9 - Direct Cost Programs Subtotal: Sum of expenditures for Nonpublic School Programs (E9A), Adult Education (E9B), Community Colleges (E9C), and Other Direct Cost Programs (E9D). DO NOT include Property (Object 700; E91) in the subtotal.

TE10 - Property (700): Sum equipment (property) expenditures reported in Instruction, Support Services, Operation of Non-Instructional Services, Direct Program Support, Facilities Acquisition and Construction Services - Property and Equipment, Community Services and Direct Cost Programs.

TE11 - TOTAL EXPENDITURES FOR EDUCATION: Sum of Current Expenditures (including expenditures for Instruction, Support Services, Operation of Non-Instructional Services, and Direct Program Support), Non-Property Expenditures from Facilities Acquisition (4100-4900), Community Services (3300), Direct-Cost Programs, and Property (700). This total should include all expenditures for public elementary and secondary education in your state. To avoid double-counting, Other Uses (5000) are excluded.

X12A - Tuition From Individuals (1310): These values are reported in the Local Revenues section (R1E) of the survey and are automatically included in this item on the web form.

X12B - Transportation Fees From Individuals (1410): These values are reported in the Local Revenues section (R1G) of the survey and are automatically included in this item on the web form.

X12C - Title I Expenditures [Expenditures under Title I of the Elementary and Secondary Education Act of 1965, as amended (ESEA). DO NOT simply restate revenues received. This item is to contain expenditures.]: Report expenditures and carryover expenditures for Title I of the ESEA (as amended). Expenditures against Title I funds, all parts, that were appropriated for the fiscal year or the school year in operation during the fiscal year should be reported in item X12C. NCES excludes expenditures from current year and carryover funds for ALL Title I programs when calculating per pupil expenditures for allocation purposes. Although the survey does not provide a separate place for reporting Title I spending in the expenditure sections, these funds must be included in the appropriate expenditure categories throughout the survey.

X12D - Title I Carryover Expenditures: Report expenditures and carryover expenditures for Title I of the ESEA (as amended). Federal law permits states to retain Title I allocations for up to 27 months in order to allow districts to spend the money at a later date. Expenditures against Title I funds, all parts, which were made against funds that were appropriated for the prior fiscal year but remained available for obligation under the carryover provision in the Title I statute are called "carryover funds" and should be reported in item X12D. NCES excludes expenditures from current year and carryover funds for ALL Title I programs when calculating per pupil expenditures for allocation purposes. Although the survey does not provide a separate place for reporting Title I spending in the expenditure sections, these funds must be included in the appropriate expenditure categories throughout the survey.

X12E - Title V, Part A Expenditures [Expenditures under Title V, Part A of the ESEA, as amended. DO NOT simply restate revenues received. This item is to contain expenditures.]: Report expenditures against Part A of Title V of the ESEA (as amended). Title V, Part A allows for fund transferability. Only report expenditures and carryover exclusions from their initial allocations under those titles and do not include any expenditure of funds that were transferred under the transferability provisions. We do not expect to see Title V, Part A expenditures reported.

X12F - Title V, Part A Carryover Expenditures: Report carryover expenditures against Part A of Title V of the ESEA (as amended). Title V, Part A allows for fund transferability. Only report expenditures and carryover exclusions from their initial

allocations under Title V, Part A those titles and do not include any expenditure of funds that were transferred under the transferability provisions. For states and outlying areas, we do not expect to see Title V, Part A expenditures reported.

X12G - Food Services Revenues (excluding federal reimbursements) (1600-1650): These values are reported in the Local Revenues section (R1J) of the survey and are automatically included in this item on the web form.

X12H - District Activities Revenues (1700-1790): These values are reported in the Local Revenues section (R1K) of the survey and are automatically included in this item on the web form.

X12I - Textbook Revenues (1940): These values are reported in the Local Revenues section (R1M) of the survey and are automatically included in this item on the web form.

X12J - Summer School Revenues (1312): These values are reported in the Local Revenues section (R1N) of the survey and are automatically included in this item on the web form.

TX12 - TOTAL EXCLUSIONS: Sum of all Exclusions from Current Expenditures for State Per Pupil Expenditures (SPPE). This field is calculated automatically.

NCE13 - NET CURRENT EXPENDITURES: This item is automatically calculated in the web form as Current Expenditures (TE5) less Total Exclusions (TX12). Net current expenditures is defined in 20 U.S.C. 7801(12) as current expenditures less the following exclusions (local revenues and expenditures): tuition paid by individuals; transportation fees paid by individuals; food service revenues; district activity revenues; textbook revenues; summer school revenues; and expenditures from funds received from Title I programs (including expenditures from carryover funds in prior year).

A14A - ADA as defined by state law: When state laws or regulations define ADA or provide methods for calculating ADA, those definitions and methods must be used to report ADA in the NPEFS Survey. Survey respondents should become familiar with the laws and regulations regarding ADA in their states – as well as with instructions or rulings on ADA by the attorneys general of their states. Federal law requires states to report ADA exactly as mandated by their laws and regulations even if state requirements differ from those of NCES regarding attendance for remote learning, summer school attendance, partial-day attendance, excused absences, and other issues.

States should ensure that attendance was collected for each day that the school was in session, whether the instruction was in-person, remote, hybrid, virtual synchronous, or asynchronous. States should also maintain appropriate records of student attendance and identify in the fiscal data plan any student groups or dates that are excluded from the calculation. In light of the unique challenges caused by the national emergency related to the coronavirus disease 2019 (COVID-19) pandemic and in order to collect the most consistent and measurable data possible, states may instead choose to report under the Federal ADA definition for SY 2020-2021.

A14B - ADA as defined by NCES: NCES requests that states with no laws or regulations governing the determination of average daily attendance use the NCES definition of ADA: (i) the aggregate number of days of attendance of all students during a school year, divided by (ii) the number of days school is in session during that year [20 U.S.C. §7801(1)]. This definition requires every school or school district in a state to collect attendance every day it is in session and to record the number of days it is in session. The aggregate number of days of student attendance for each school or school district is divided by the number of days each school or school district is in session. To calculate the state total, add the figures for every school or school district in the state.

In light of the unique challenges caused by the national emergency related to the coronavirus disease 2019 (COVID-19) pandemic and in order to collect the most consistent and measurable data possible, states that have a temporary inability to report attendance may include in ADA data reporting those days for which attendance was collected preceding and subsequent to the interruption. States have the flexibility to report even if they are unable to report remote learning days from all schools or LEAs. States should ensure that attendance was collected for each day that the school was in session, whether the instruction was in-person, remote, hybrid, virtual synchronous, or asynchronous. States should also maintain appropriate records of student attendance and identify in the fiscal data plan any student groups or dates that are excluded from the calculation.

PPE15 - STATE PER PUPIL EXPENDITURE: SPPE is a key component in the formula for allocating Title I and other federal funds to states and school districts. The Title I amount and the details of the SPPE calculation are carefully scrutinized by the U.S. Department of Education and the U.S. Congress. This careful scrutiny includes routine audits by the U.S. Department of Education's Inspector General. For purposes of calculating SPPE, expenditures (including carryover) from certain federal grants as well as fees and other revenue from individuals must be subtracted from Current Expenditures. Federal law requires NCES to use net expenditures (expenditures minus exclusions) when calculating a per pupil expenditure for allocating federal

grants to states. SPPE (PPE15) is calculated by dividing Net Current Expenditures (NCE13) by Average Daily Attendance (A14A or A14B).

CE1 - Current Expenditures Paid from State and Local Funds (including federal funds intended to replace local tax revenues): Report current expenditures paid for by State and local funds combined plus Federal funds intended to replace local tax revenues. Include expenditures for objects 100-600, 810, 820, and 890 for functions 1000, 2000, 3100, and 3200, excluding all internal transfers (objects 511, 561, 564, 567, and 591).

CE2 - Current Expenditures Paid from Federal Funds: Report current expenditures paid from Federal funds and excludes federal funds intended to replace local tax revenues. Include expenditures for objects 100-600, 810, 820, and 890 for functions 1000, 2000, 3100, and 3200, excluding all internal transfers (objects 511, 561, 564, 567, and 591).

AR1 - Coronavirus Aid, Relief, and Economic Security (CARES) Act Elementary and Secondary School Emergency Relief (ESSER I) Fund: Report all federal revenues received from the Elementary and Secondary School Emergency Relief (ESSER I) Fund authorized by the Coronavirus Aid, Relief, and Economic Security (CARES) Act. Include payments made from this fund on behalf of LEAs. Do not include federal revenues received from the Elementary and Secondary School Emergency Relief Fund authorized by the Coronavirus Response and Relief Supplemental Appropriations (CRRSA) Act or the American Rescue Plan (ARP) here; report these revenues in items AR1B and AR1C instead.

AR1A - Coronavirus Response and Relief Supplemental Appropriations (CRRSA) Act Elementary and Secondary School Emergency Relief (ESSER II) Fund: Report all federal revenues received from the Elementary and Secondary School Emergency Relief (ESSER II) Fund authorized by the Coronavirus Response and Relief Supplemental Appropriations (CRRSA) Act. Include payments made from this fund on behalf of LEAs. Do not include federal revenues received from the Elementary and Secondary School Emergency Relief Fund authorized by the Coronavirus Aid, Relief, and Economic Security (CARES) Act or the American Rescue Plan (ARP) here; report these revenues in items AR1 and AR1C instead.

AR1B - American Rescue Plan (ARP) Act Elementary and Secondary School Emergency Relief (ARP ESSER) Fund: Report all federal revenues received from the Elementary and Secondary School Emergency Relief (ARP ESSER) Fund authorized by the American Rescue Plan (ARP) Act. Include payments made from this fund on behalf of LEAs. Do not include federal revenues received from the Elementary and Secondary School Emergency Relief Fund authorized by the Coronavirus Aid, Relief, and Economic Security (CARES) Act or the Coronavirus Response and Relief Supplemental Appropriations (CRRSA) Act here; report these revenues in items AR1 and AR1B instead.

AR2 - CARES Act Governor's Emergency Education Relief (GEER I) Fund: Report all federal revenues received from the Governor's Emergency Education Relief (GEER I) Fund authorized by the Coronavirus Aid, Relief, and Economic Security (CARES) Act. Include payments made from this fund on behalf of LEAs. Do not include federal revenues received from the Governor's Emergency Education Relief Fund authorized by the Coronavirus Response and Relief Supplemental Appropriations (CRRSA) Act here; report these revenues in item AR2B instead.

AR2A - CRRSA Act Governor's Emergency Education Relief (GEER II) Fund: Report all federal revenues received from the Governor's Emergency Education Relief (GEER II) Fund authorized by the Coronavirus Response and Relief Supplemental Appropriations (CRRSA) Act. Include payments made from this fund on behalf of LEAs. Do not include federal revenues received from the Governor's Emergency Education Relief Fund authorized by Coronavirus Aid, Relief, and Economic Security (CARES) Act here; report these revenues in item AR2 instead.

AR3 - CARES Act Education Stabilization Fund – Reimagine Workforce Preparation (ESF-RWP) Discretionary Grant: Report all federal revenues received from the Education Stabilization Fund – Reimagine Workforce Preparation (ESF-RWP) discretionary grant program authorized by the Coronavirus Aid, Relief, and Economic Security (CARES) Act. Include payments made from this fund on behalf of LEAs.

AR6 - Coronavirus Relief Fund (CRF): Report all federal revenues received from the Coronavirus Relief Fund (CRF), as authorized by the Coronavirus Aid, Relief, and Economic Security (CARES) Act and extended under the Coronavirus Response and Relief Supplemental Appropriations (CRRSA) Act. Include payments made from this fund on behalf of LEAs.

AR6A - American Rescue Plan (ARP) Act Coronavirus State and Local Fiscal Recovery Funds: Report all federal revenues received from the Coronavirus State and Local Fiscal Recovery Funds authorized by the American Rescue Plan (ARP) Act. Include payments made from this fund on behalf of LEAs.

AR7 - Education Stabilization Fund and American Rescue Plan to the Outlying Areas-State Educational Agency: Report all federal revenues received from the Education Stabilization Fund and the American Rescue Plan (ARP) Act for formula grants to the outlying areas made to the state educational agency. Include revenues received from Education Stabilization Fund

formula grants authorized by the Coronavirus Aid, Relief, and Economic Security (CARES) Act and the Coronavirus Response and Relief Supplemental Appropriations (CRRSA) Act, as well as from U.S. Department of Education grants authorized by the ARP Act. Include payments made from this fund on behalf of LEAs. [Reporting for this item expected for American Samoa, Guam, the Northern Mariana Islands, and the U.S. Virgin Islands only.]

AR8 - Education Stabilization Fund Program Outlying Areas-Governors: Report all federal revenues received from the Education Stabilization Fund for formula grants to the outlying areas made to governor's offices. Include revenues received from Education Stabilization Fund formula grants authorized by the Coronavirus Aid, Relief, and Economic Security (CARES) Act and the Coronavirus Response and Relief Supplemental Appropriations (CRRSA) Act. Include payments made from this fund on behalf of LEAs. [Reporting for this item expected for American Samoa, Guam, the Northern Mariana Islands, and the U.S. Virgin Islands only.]

AE1 - Current expenditures paid from COVID-19 Federal Assistance Funds for public elementary-secondary education (objects 100-600, 810, 820, 835, and 890 for functions 1000, 2000, 3100, and 3200; excluding objects 511, 561, 564, 567, and 591): Report all current expenditures from all federal funds authorized by the Coronavirus Aid, Relief, and Economic Security (CARES) Act, Coronavirus Response and Relief Supplemental Appropriations (CRRSA) Act, and the American Rescue Plan (ARP) Act. Include current expenditures from these funds paid directly by the LEA and paid by the state on behalf of the LEA. Exclude payments from these funds to charter schools and other school districts within the state.

AE2 - Instructional expenditures paid from COVID-19 Federal Assistance Funds for public elementary-secondary education (objects 100-600, 810, and 890 for function 1000; excluding objects 561, 564, 567, and 591): Report all instructional current expenditures from all federal funds authorized by the Coronavirus Aid, Relief, and Economic Security (CARES) Act, Coronavirus Response and Relief Supplemental Appropriations (CRRSA) Act, and the American Rescue Plan (ARP) Act. Include instructional expenditures from these funds paid directly by the LEA and paid by the state on behalf of the LEA. Exclude payments from these funds to charter schools and other school districts within the state.

Assuming an amount can be reported above for "Current expenditures paid from COVID-19 Federal Assistance Funds" (item AE1), any instructional expenditures reported here should also be reported in item AE1.

AE3 - Support services expenditures paid from COVID-19 Federal Assistance Funds for public elementary-secondary education (objects 100-600, 810, 820, 835, and 890 for function 2000; excluding objects 511 and 591): Report all support services current expenditures from all federal funds authorized by the Coronavirus Aid, Relief, and Economic Security (CARES) Act, Coronavirus Response and Relief Supplemental Appropriations (CRRSA) Act, and the American Rescue Plan (ARP) Act. Include support services expenditures for pupil, instructional staff, general administration, school administration, operation and maintenance of plant, student transportation, business, central, and other support services. Include support services expenditures from these funds paid directly by the LEA and paid by the state on behalf of the LEA. Exclude any payments from these funds to charter schools and other school districts within the state.

Assuming an amount can be reported above for "Current expenditures paid from COVID-19 Federal Assistance Funds" (item AE1), any support services expenditures reported here should also be reported in item AE1.

AE4 - Capital outlay expenditures paid from COVID-19 Federal Assistance Funds (objects 100-700, and 890 for function 4000; object 700 for ALL functions): Report all capital outlay expenditures from all federal funds authorized by the Coronavirus Aid, Relief, and Economic Security (CARES) Act, Coronavirus Response and Relief Supplemental Appropriations (CRRSA) Act, and the American Rescue Plan (ARP) Act. Include expenditures from these funds for construction, land and existing structures, and equipment. Include capital outlay expenditures from these funds paid directly by the LEA and paid by the state on behalf of the LEA.

AE5 - Technology-related supplies and purchased services expenditures paid from COVID-19 Federal Assistance Funds (objects 351, 352, 432, 443, 530, 650 - ALL functions): Report expenditures from all federal funds authorized by the Coronavirus Aid, Relief, and Economic Security (CARES) Act, Coronavirus Response and Relief Supplemental Appropriations (CRRSA) Act, and the American Rescue Plan (ARP) Act for supplies and purchased services that are technology-related. For technology-related supplies, include expenditures on supplies that are typically used in conjunction with technology-related hardware or software (e.g., compact discs, flash drives, cables, and monitor stands). Technology-related equipment costs below the capitalization threshold (e.g., laptop and tablet costs that fall below the capitalization threshold) should also be reported here.

For technology-related purchased services, include expenditures on data processing, coding, and other technical services; repairs and maintenance services for technology equipment that are not directly provided by school district personnel; and rentals or leases of computers and related equipment. Purchased communications services, such as all costs associated with

voice, data (i.e., Internet), and video communications charges should also be reported here. Include expenditures for subscription-based software and information technology arrangements.

Expenditures reported in AE5 should also be reported within the corresponding COVID-19 Federal Assistance Funds expenditure totals reported in items AE1, AE2, AE3, AE7, and AE8 as appropriate (e.g., any instructional technology-related supplies and purchased services expenditures reported here should also be reported in items AE1 and AE2).

Expenditures from COVID-19 Federal Assistance Funds for technology-related equipment that exceed the capitalization threshold should not be reported here, but instead be reported in the “Technology-related equipment expenditures paid from COVID-19 Federal Assistance Funds” category (AE6).

AE6 - Technology-related equipment expenditures paid from COVID-19 Federal Assistance Funds (objects 734, 735 - ALL functions): Report expenditures from all federal funds authorized by the Coronavirus Aid, Relief, and Economic Security (CARES) Act, Coronavirus Response and Relief Supplemental Appropriations (CRRSA) Act, and the American Rescue Plan (ARP) Act for technology-related hardware and software used for educational or administrative purposes that exceed the capitalization threshold. Include purchases of network equipment, servers, personal computers, printers, scanners, other peripherals, and other electronic devices. Do not include expenditures for nontechnology-related equipment such as machinery (object 731), vehicles (object 732), and furniture (object 733). Expenditures for technology-related supplies or equipment below the capitalization threshold should not be reported here, but instead be reported in the “Technology-related supplies and purchased services expenditures paid from COVID-19 Federal Assistance Funds” category (AE5).

Assuming an amount can be reported above for “Capital outlay expenditures paid from COVID-19 Federal Assistance Funds” (item AE4), any technology-related equipment expenditures reported here should also be reported in item AE4.

AE7 - Support services, operation and maintenance of plant expenditures paid from COVID-19 Federal Assistance Funds for public elementary-secondary education (objects 100-600, 810, 820, 835, and 890 for function 2600; excluding object 591): Report all support services current expenditures for operation and maintenance of plant from all federal funds authorized by the Coronavirus Aid, Relief, and Economic Security (CARES) Act, Coronavirus Response and Relief Supplemental Appropriations (CRRSA) Act, and the American Rescue Plan (ARP) Act. Include expenditures from these funds for buildings services, care and upkeep of grounds and equipment, cleaning and sanitation, and security services paid directly by the LEA and paid by the state on behalf of the LEA. Exclude any payments from these funds to charter schools and other school districts within the state.

Assuming amounts can be reported above for “Current expenditures paid from COVID-19 Federal Assistance Funds” (item AE1) and “Support services expenditures paid from COVID-19 Federal Assistance Funds” (item AE3), any operations and maintenance of plant expenditures reported here should also be reported in items AE1 and AE3.

AE8 - Food services operations expenditures paid from COVID-19 Federal Assistance Funds for public elementary-secondary education (objects 100-600, 810, 820, 835, and 890 for function 3100; excluding object 591): Report all food services operations current expenditures from all federal funds authorized by the Coronavirus Aid, Relief, and Economic Security (CARES) Act, Coronavirus Response and Relief Supplemental Appropriations (CRRSA) Act, and the American Rescue Plan (ARP) Act. Include expenditures from these funds for activities concerned with providing food to students and staff that are paid directly by the LEA and paid by the state on behalf of the LEA. Exclude any payments from these funds to charter schools and other school districts within the state.

Assuming an amount can be reported above for “Current expenditures paid from COVID-19 Federal Assistance Funds” (item AE1), any food services operations expenditures reported here should also be reported in item AE1.