

**Trends in International Mathematics and
Science Study (TIMSS 2023)
Field Test Data Collection and Main Study
Sampling and Recruitment**

OMB #1850-0695 v.17

Appendix C: Questionnaires

**Submitted by
National Center for Education Statistics
Institute of Education Sciences
U.S. Department of Education**

**June 2021
revised August 2021**

Contents

School Questionnaire Grade 4	1
School Questionnaire Grade 8	13
Teacher Questionnaire Grade 4	25
Mathematics Teacher Questionnaire Grade 8	45
Science Teacher Questionnaire Grade 8	61
Student Questionnaire Grade 4	77
Student Questionnaire Grade 8	105
Student Electronic Questionnaire Grade 4.....	137
Student Electronic Questionnaire Grade 8.....	141
Potential Additional Items for the TIMSS 2023 Field Test Questionnaires.....	146

This package includes the TIMSS 2019 questionnaires as placeholders, as the 2023 instruments are expected to be almost entirely the same. The final TIMSS 2023 field test questionnaires will be submitted via change memo in January 2022, and the TIMSS 2023 main study questionnaires will be submitted via change memo in January 2023.

The following statement will appear on the login page for eTIMSS, MyTIMSS, and the bottom of the front cover of each printed questionnaire (the phrase “search existing data resources, gather the data needed” will not be included on the student questionnaire):

The National Center for Education Statistics (NCES), within the U.S. Department of Education, conducts TIMSS in the United States as authorized by the Education Sciences Reform Act of 2002 (ESRA 2002, 20 U.S.C. §9543). All of the information you provide may be used only for statistical purposes and may not be disclosed, or used, in identifiable form for any other purpose except as required by law (20 U.S.C. §9573 and 6 U.S.C. §151).

According to the Paperwork Reduction Act of 1995, no persons are required to respond to a collection of information unless such collection displays a valid OMB control number. The valid OMB control number for this voluntary information collection is 1850-0695. The time required to complete this information collection is estimated to average [XX] minutes per [*respondent type*], including the time to review instructions [, *search existing data resources, gather the data needed,*] and complete and review the information collection. If you have any comments or concerns regarding the accuracy of the time estimate(s), suggestions for improving the form, or questions about the status of your individual submission of this form, write directly to: Trends in Mathematics and Science Study (TIMSS), National Center for Education Statistics, Potomac Center Plaza, 550 12th Street, SW, 4th floor, Washington, DC 20202.

OMB No. 1850-0695, Approval Expires xx/xx/20xx.



TIMSS

2019

Place Label Here

School ID ____

Checksum ____

TRENDS IN INTERNATIONAL MATHEMATICS AND SCIENCE STUDY

School Questionnaire

Grade 4

National Center for Education Statistics

U.S. Department of Education
Potomac Center Plaza (PCP), 550 12th St., SW, 4th floor
Washington, DC 20202
USA

The National Center for Education Statistics (NCES), within the U.S. Department of Education, conducts TIMSS in the United States as authorized by the Education Sciences Reform Act of 2002 (ESRA 2002, 20 U.S.C. §9543). All of the information you provide may be used only for statistical purposes and may not be disclosed, or used, in identifiable form for any other purpose except as required by law (20 U.S.C. §9573 and 6 U.S.C. §151).

According to the Paperwork Reduction Act of 1995, no persons are required to respond to a collection of information unless such collection displays a valid OMB control number. The valid OMB control number for this voluntary information collection is 1850-0695. The time required to complete this information collection is estimated to average 30 minutes per principal, including the time to review instructions, search existing data resources, gather the data needed, and complete and review the information collection. If you have any comments or concerns regarding the accuracy of the time estimate(s), suggestions for improving the form, or questions about the status of your individual submission of this form, write directly to: Trends in International Mathematics and Science Study (TIMSS), National Center for Education Statistics, Potomac Center Plaza (PCP), 550 12th St., SW, 4th floor, Washington, DC 20202.

OMB No. 1850-0695, Approval Expires 01/31/2021.

© IEA, 2018

1117377 Printed in the USA ISD19889

TIMSS & PIRLS
International Study Center

Lynch School of Education
BOSTON COLLEGE

School Questionnaire

Your school has agreed to participate in TIMSS 2019 (Trends in International Mathematics and Science Study), an educational research project sponsored by the International Association for the Evaluation of Educational Achievement (IEA). TIMSS measures trends in student achievement in mathematics and science and studies differences in national education systems in almost 60 countries in order to help improve teaching and learning worldwide.

This questionnaire is addressed to school principals and department heads who are asked to supply information about their schools. Since your school has been selected as part of a nationwide sample, your responses are very important in helping to describe fourth-grade education in the United States.

It is important that you answer each question carefully so that the information provided reflects the situation in your school as accurately as possible. Some of the questions will require that you look up school records, so you may wish to arrange for the assistance of another staff member to help provide this information.

Since TIMSS is an international study and all countries are using the same questionnaire, you may find that some of the questions seem unusual or are not entirely relevant to you or schools in the United States. Nevertheless, it is important that you do your best to answer all of the questions so comparisons can be made across countries in the study.

It is estimated that you will need about 30 minutes to complete the questionnaire. We appreciate the time and effort this takes and thank you for your cooperation and contribution.

When you have completed the questionnaire, please place it in the accompanying envelope and return it to the TIMSS school coordinator.

NCES is authorized to collect information from the questionnaire under the Education Sciences Reform Act of 2002 (ESRA 2002, 20 U.S.C. §9543). You do not have to provide the information requested. However, the information you provide will help the U.S. Department of Education's ongoing efforts to understand better how the educational system in the United States compares to that in other countries. There are no penalties should you choose not to participate in this study. All of the information you provide may be used only for statistical purposes and may not be disclosed, or used, in identifiable form for any other purpose except as required by law (20 U.S.C. §9573 and 6 U.S.C. §151). Your responses will be combined with those from other participants to produce summary statistics and reports.

This survey is estimated to take an average of 30 minutes, including time for reviewing instructions, and completing and reviewing the collection of information. An agency may not conduct or sponsor, and a person is not required to respond to, a collection of information unless it displays a currently valid OMB control number. Send comments regarding this burden estimate or any other aspect of this collection of information, including suggestions for reducing burden to: Trends in International Mathematics and Science Study (TIMSS), National Center for Education Statistics, Potomac Center Plaza (PCP), 550 12th St., SW, 4th floor, Washington, DC 20202.

Thank you.

TIMSS 2019

School Enrollment and Characteristics

1

What is the total enrollment of students in your school as of April 1, 2019?

_____ students
Write in the number.

2

What is the total enrollment of fourth-grade students in your school as of April 1, 2019?

_____ students
Write in the number.

3

Approximately what percentage of students in your school have the following backgrounds?

Fill in only **one** circle for each row.

	0 to 10%	11 to 25%	26 to 50%	More than 50%
a) Come from economically disadvantaged homes -----	①	②	③	④
b) Come from economically affluent homes -----	①	②	③	④

4

Around the 1st of October 2018, what percentage of students at this school were eligible to receive free or reduced-price lunches through the National School Lunch Program?

_____ percentage of students
Write in the number.

5

Approximately what percentage of students in your school have English as their native language?

Fill in **one** circle only.

- More than 90% -- ①
76 to 90% -- ②
51 to 75% -- ③
26 to 50% -- ④
25% or less -- ⑤

6

Of the students currently enrolled in your school, what percentage has been identified as limited-English proficient (LEP)/English language learners (ELL)?

Fill in **one** circle only.

- 0% -- ①
1 - 5% -- ②
6 - 10% -- ③
11 - 25% -- ④
26 - 50% -- ⑤
51 - 75% -- ⑥
76 - 90% -- ⑦
Over 90% -- ⑧

7**What type of school is this?***Fill in **one** circle only.*

Regular public school - ①

A regular public school with
a magnet program - ②A magnet school or school with a special program
emphasis (e.g., Montessori, science/math school,
performing arts school, talented/gifted school,
foreign language immersion school) - ③Special education: a school that primarily
serves students with disabilities - ④Alternative: a school designed to address the
needs of students, typically at risk of educational
failure, which cannot be met in regular schools - ⑤

Vocational - ⑥

Charter School - ⑦

Private (independent) - ⑧

Private (religiously affiliated) - ⑨

Other - ⑩

8**A. How many people live in the city, town, or area where
your school is located?***Fill in **one** circle only.*

More than 500,000 people -- ①

100,001 to 500,000 people -- ②

50,001 to 100,000 people -- ③

30,001 to 50,000 people -- ④

15,001 to 30,000 people -- ⑤

3,001 to 15,000 people -- ⑥

3,000 people or fewer -- ⑦

**B. Which best describes the immediate area in which
your school is located?***Fill in **one** circle only.*

Urban—Densely populated -- ①

Suburban—On fringe or
outskirts of urban area -- ②

Medium size city or large town -- ③

Small town or village -- ④

Remote rural -- ⑤

9**Which best characterizes the average income level
of the school's immediate area?***Fill in **one** circle only.*

High --- ①

Medium --- ②

Low --- ③

10

For the fourth-grade students in your school:

A. How many days per year is your school open for instruction?

_____ days
Write in the number.

B. What is the total instructional time, excluding breaks, in a typical day?

_____ hours _____ minutes
Write in the number of hours and minutes per day.

C. In one calendar week, how many days is the school open for instruction?

*Fill in **one** circle only.*

- 6 days -- (1)
5 1/2 days -- (2)
5 days -- (3)
4 1/2 days -- (4)
4 days -- (5)
Other -- (6)

11

How many computers (including tablets) does your school have for use by fourth-grade students?

_____ computers
Write in the number.

12

A. Does your school have a science laboratory that can be used by fourth-grade students?

Fill in **one** circle only.

Yes -- ①

No -- ②

B. Do teachers usually have assistance available when students are conducting science experiments?

Fill in **one** circle only.

Yes -- ①

No -- ②

13

Does your school use an online learning management system to support learning (e.g., teacher-student communication, management of grades, student access to course materials)?

Fill in **one** circle only.

Yes -- ①

No -- ②

14

A. Does your school have a school library?

Fill in **one** circle only.

Yes -- ①

No -- ②

(If No, go to question 15)

If Yes,

B. Approximately how many books (print) with different titles does your school library have (exclude magazines and periodicals)?

Fill in **one** circle only.

2,000 books or fewer --- ①

More than 2,000 books --- ②

15

Does your school have classroom libraries?

Fill in **one** circle only.

Yes -- ①

No -- ②

16

Does your school provide students access to digital learning resources (e.g., books, videos)?

Fill in **one** circle only.

Yes -- ①

No -- ②

How much is your school's capacity to provide instruction affected by a shortage or inadequacy of the following?

Fill in only **one** circle for each row

Not at all
A little
Some
A lot

A. General School Resources

- a) Instructional materials (e.g., textbooks) ----- ① — ② — ③ — ④
- b) Supplies (e.g., papers, pencils, materials) ----- ① — ② — ③ — ④
- c) School buildings and grounds ----- ① — ② — ③ — ④
- d) Heating/cooling and lighting systems ----- ① — ② — ③ — ④
- e) Instructional space (e.g., classrooms) ----- ① — ② — ③ — ④
- f) Technologically competent staff ----- ① — ② — ③ — ④
- g) Audio-visual resources for delivery of instruction (e.g., interactive white boards, digital projectors) ----- ① — ② — ③ — ④
- h) Computer technology for teaching and learning (e.g., computers or tablets for student use) ----- ① — ② — ③ — ④
- i) Resources for students with disabilities ----- ① — ② — ③ — ④

Fill in only **one** circle for each row.

Not at all
A little
Some
A lot

B. Resources for Mathematics Instruction

- a) Teachers with a specialization in mathematics ----- ① — ② — ③ — ④
- b) Computer software/applications for mathematics instruction ----- ① — ② — ③ — ④
- c) Library resources relevant to mathematics instruction --- ① — ② — ③ — ④
- d) Calculators for mathematics instruction ----- ① — ② — ③ — ④
- e) Concrete objects or materials to help students understand quantities or procedures ----- ① — ② — ③ — ④

C. Resources for Science Instruction

- a) Teachers with a specialization in science ----- ① — ② — ③ — ④
- b) Computer software/applications for science instruction ----- ① — ② — ③ — ④
- c) Library resources relevant to science instruction ----- ① — ② — ③ — ④
- d) Science equipment and materials for experiments ----- ① — ② — ③ — ④

18

How would you characterize each of the following within your school?

Fill in only **one** circle for each row.

	Very high	High	Medium	Low	Very low
a) Teachers' understanding of the school's curricular goals ---	①	②	③	④	⑤
b) Teachers' degree of success in implementing the school's curriculum -----	①	②	③	④	⑤
c) Teachers' expectations for student achievement -----	①	②	③	④	⑤
d) Teachers' ability to inspire students -----	①	②	③	④	⑤
e) Parental involvement in school activities -----	①	②	③	④	⑤
f) Parental commitment to ensure that students are ready to learn -----	①	②	③	④	⑤
g) Parental expectations for student achievement -----	①	②	③	④	⑤
h) Parental support for student achievement -----	①	②	③	④	⑤
i) Students' desire to do well in school -----	①	②	③	④	⑤
j) Students' ability to reach school's academic goals -----	①	②	③	④	⑤
k) Students' respect for classmates who excel academically -----	①	②	③	④	⑤

19

To what degree is each of the following a problem among fourth-grade students in your school?

Fill in only **one** circle for each row.

	Not a problem	Minor problem	Moderate problem	Serious problem
a) Arriving late at school -----	①	②	③	④
b) Absenteeism (i.e., unjustified absences) -----	①	②	③	④
c) Classroom disturbance -----	①	②	③	④
d) Cheating -----	①	②	③	④
e) Profanity -----	①	②	③	④
f) Vandalism -----	①	②	③	④
g) Theft -----	①	②	③	④
h) Intimidation or verbal abuse among students (including texting, emailing, etc.) -----	①	②	③	④
i) Physical fights among students -----	①	②	③	④
j) Intimidation or verbal abuse of teachers or staff (including texting, emailing, etc.) -----	①	②	③	④

20

To what degree is each of the following a problem among teachers in your school?

Fill in only **one** circle for each row.

	Not a problem	Minor problem	Moderate problem	Serious problem
a) Arriving late or leaving early --	①	②	③	④
b) Absenteeism -----	①	②	③	④

21

In your school, are any of the following used to evaluate the practice of fourth-grade teachers?

Fill in only **one** circle for each row.

	Yes	No
a) Observations by the principal or senior staff -----	<input type="radio"/> 1	<input type="radio"/> 2
b) Observations by inspectors or other persons external to the school -----	<input type="radio"/> 1	<input type="radio"/> 2
c) Student achievement -----	<input type="radio"/> 1	<input type="radio"/> 2
d) Teacher peer review -----	<input type="radio"/> 1	<input type="radio"/> 2

22

About how many of the students in your school can do the following when they begin the first grade of primary/elementary school?

Fill in only **one** circle for each row.

	Less than 25%	25-50%	51-75%	More than 75%
a) Recognize most of the letters of the alphabet -----	<input type="radio"/> 1	<input type="radio"/> 2	<input type="radio"/> 3	<input type="radio"/> 4
b) Read some words -----	<input type="radio"/> 1	<input type="radio"/> 2	<input type="radio"/> 3	<input type="radio"/> 4
c) Read sentences -----	<input type="radio"/> 1	<input type="radio"/> 2	<input type="radio"/> 3	<input type="radio"/> 4
d) Write letters of the alphabet --	<input type="radio"/> 1	<input type="radio"/> 2	<input type="radio"/> 3	<input type="radio"/> 4
e) Write their names -----	<input type="radio"/> 1	<input type="radio"/> 2	<input type="radio"/> 3	<input type="radio"/> 4
f) Write words other than their names -----	<input type="radio"/> 1	<input type="radio"/> 2	<input type="radio"/> 3	<input type="radio"/> 4
g) Count up to 100 or higher -----	<input type="radio"/> 1	<input type="radio"/> 2	<input type="radio"/> 3	<input type="radio"/> 4
h) Recognize written numbers from 1 - 10 -----	<input type="radio"/> 1	<input type="radio"/> 2	<input type="radio"/> 3	<input type="radio"/> 4
i) Recognize written numbers higher than 10 -----	<input type="radio"/> 1	<input type="radio"/> 2	<input type="radio"/> 3	<input type="radio"/> 4
j) Write numbers from 1-10 -----	<input type="radio"/> 1	<input type="radio"/> 2	<input type="radio"/> 3	<input type="radio"/> 4
k) Do simple addition -----	<input type="radio"/> 1	<input type="radio"/> 2	<input type="radio"/> 3	<input type="radio"/> 4
l) Do simple subtraction -----	<input type="radio"/> 1	<input type="radio"/> 2	<input type="radio"/> 3	<input type="radio"/> 4

Principal Experience and Education

23

By the end of this school year, how many years altogether will you have been a principal?

_____ years

Please **round** to the nearest whole number.

25

What is the highest level of formal education you have completed?

Fill in **one** circle only.

Did not complete Bachelor's degree
(4-year college program) --- (1)

Bachelor's degree
(4-year college program) --- (2)

Master's degree or professional degree
(MD, DDS, lawyer, minister) --- (3)

Doctorate (Ph.D., Ed.D.) --- (4)

24

By the end of this school year, how many years will you have been a principal at this school?

_____ years

Please **round** to the nearest whole number.

26

Do you hold the following qualifications or credentials in educational leadership?

Fill in only **one** circle for each row.

	Yes	No
a) Principal Certification -----	(1)	(2)
b) Master's degree or professional degree (MD, DDS, lawyer, minister) -----	(1)	(2)
c) Doctorate (Ph.D., Ed.D.) -----	(1)	(2)

Thank You

Thank you for the thought, time, and effort you have put into completing this questionnaire.





BOSTON
COLLEGE

timss.bc.edu

Grade 4



© IEA, 2018
International Association
for the Evaluation of
Educational Achievement



Place Label Here

School ID _____

Checksum _____

TRENDS IN INTERNATIONAL MATHEMATICS AND SCIENCE STUDY

School Questionnaire

Grade 8

National Center for Education Statistics

U.S. Department of Education
Potomac Center Plaza (PCP), 550 12th St., SW, 4th floor
Washington, DC 20202
USA

The National Center for Education Statistics (NCES), within the U.S. Department of Education, conducts TIMSS in the United States as authorized by the Education Sciences Reform Act of 2002 (ESRA 2002, 20 U.S.C. §9543). All of the information you provide may be used only for statistical purposes and may not be disclosed, or used, in identifiable form for any other purpose except as required by law (20 U.S.C. §9573 and 6 U.S.C. §151).

According to the Paperwork Reduction Act of 1995, no persons are required to respond to a collection of information unless such collection displays a valid OMB control number. The valid OMB control number for this voluntary information collection is 1850-0695. The time required to complete this information collection is estimated to average 30 minutes per principal, including the time to review instructions, search existing data resources, gather the data needed, and complete and review the information collection. If you have any comments or concerns regarding the accuracy of the time estimate(s), suggestions for improving the form, or questions about the status of your individual submission of this form, write directly to: Trends in International Mathematics and Science Study (TIMSS), National Center for Education Statistics, Potomac Center Plaza (PCP), 550 12th St., SW, 4th floor, Washington, DC 20202.

OMB No. 1850-0695, Approval Expires 01/31/2021.

© IEA, 2018

1117378 Printed in the USA ISD19890

TIMSS & PIRLS
International Study Center
Lynch School of Education
BOSTON COLLEGE

School Questionnaire

Your school has agreed to participate in TIMSS 2019 (Trends in International Mathematics and Science Study), an educational research project sponsored by the International Association for the Evaluation of Educational Achievement (IEA). TIMSS measures trends in student achievement in mathematics and science and studies differences in national education systems in almost 60 countries in order to help improve teaching and learning worldwide.

This questionnaire is addressed to school principals and department heads who are asked to supply information about their schools. Since your school has been selected as part of a nationwide sample, your responses are very important in helping to describe eighth-grade education in the United States.

It is important that you answer each question carefully so that the information provided reflects the situation in your school as accurately as possible. Some of the questions will require that you look up school records, so you may wish to arrange for the assistance of another staff member to help provide this information.

Since TIMSS is an international study and all countries are using the same questionnaire, you may find that some of the questions seem unusual or are not entirely relevant to you or schools in the United States. Nevertheless, it is important that you do your best to answer all of the questions so comparisons can be made across countries in the study.

It is estimated that you will need about 30 minutes to complete the questionnaire. We appreciate the time and effort this takes and thank you for your cooperation and contribution.

When you have completed the questionnaire, please place it in the accompanying envelope and return it to the TIMSS school coordinator.

NCES is authorized to collect information from this questionnaire under the Education Sciences Reform Act of 2002 (ESRA 2002, 20 U.S.C. §9543). You do not have to provide the information requested. However, the information you provide will help the U.S. Department of Education's ongoing efforts to understand better how the educational system in the United States compares to that in other countries. There are no penalties should you choose not to participate in this study. All of the information you provide may be used only for statistical purposes and may not be disclosed, or used, in identifiable form for any other purpose except as required by law (20 U.S.C. §9573 and 6 U.S.C. §151). Your responses will be combined with those from other participants to produce summary statistics and reports.

This survey is estimated to take an average of 30 minutes, including time for reviewing instructions, and completing and reviewing the collection of information. An agency may not conduct or sponsor, and a person is not required to respond to, a collection of information unless it displays a currently valid OMB control number. Send comments regarding this burden estimate or any other aspect of this collection of information, including suggestions for reducing burden to: Trends in International Mathematics and Science Study (TIMSS), National Center for Education Statistics, Potomac Center Plaza (PCP), 550 12th St., SW, 4th floor, Washington, DC 20202.

Thank you.

TIMSS 2019

School Enrollment and Characteristics

1

What is the total enrollment of students in your school as of April 1, 2019?

_____ students
Write in the number.

2

What is the total enrollment of eighth-grade students in your school as of April 1, 2019?

_____ students
Write in the number.

3

Approximately what percentage of students in your school have the following backgrounds?

Fill in only **one** circle for each row.

	0 to 10%	11 to 25%	26 to 50%	More than 50%
a) Come from economically disadvantaged homes -----	①	②	③	④
b) Come from economically affluent homes -----	①	②	③	④

4

Around the 1st of October 2018, what percentage of students at this school were eligible to receive free or reduced-price lunches through the National School Lunch Program?

_____ percentage of students
Write in the number.

5

Approximately what percentage of students in your school have English as their native language?

Fill in **one** circle only.

- More than 90% --- ①
76 to 90% --- ②
51 to 75% --- ③
26 to 50% --- ④
25% or less --- ⑤

6

Of the students currently enrolled in your school, what percentage has been identified as limited-English proficient (LEP)/English language learners (ELL)?

Fill in **one** circle only.

- 0% -- ①
1 - 5% -- ②
6 - 10% -- ③
11 - 25% -- ④
26 - 50% -- ⑤
51 - 75% -- ⑥
76 - 90% -- ⑦
Over 90% -- ⑧

7**What type of school is this?***Fill in **one** circle only.*

- Regular public school - ①
- A regular public school with
a magnet program - ②
- A magnet school or school with a special program
emphasis (e.g., Montessori, science/math school,
performing arts school, talented/gifted school,
foreign language immersion school) - ③
- Special education: a school that primarily
serves students with disabilities - ④
- Alternative: a school designed to address the
needs of students, typically at risk of educational
failure, which cannot be met in regular schools - ⑤
- Vocational - ⑥
- Charter School - ⑦
- Private (independent) - ⑧
- Private (religiously affiliated) - ⑨
- Other - ⑩

8**A. How many people live in the city, town, or area
where your school is located?***Fill in **one** circle only.*

- More than 500,000 people --- ①
- 100,001 to 500,000 people --- ②
- 50,001 to 100,000 people --- ③
- 30,001 to 50,000 people --- ④
- 15,001 to 30,000 people --- ⑤
- 3,001 to 15,000 people --- ⑥
- 3,000 people or fewer --- ⑦

**B. Which best describes the immediate area in which
your school is located?***Fill in **one** circle only.*

- Urban—Densely populated --- ①
- Suburban—On fringe or
outskirts of urban area --- ②
- Medium size city or large town --- ③
- Small town or village --- ④
- Remote rural --- ⑤

9**Which best characterizes the average income level
of the school's immediate area?***Fill in **one** circle only.*

- High --- ①
- Medium --- ②
- Low --- ③

10

For the eighth-grade students in your school:

A. How many days per year is your school open for instruction?

_____ days

Write in the number.

B. What is the total instructional time, excluding breaks, in a typical day?

_____ hours _____ minutes

Write in the number of hours and minutes per day.

C. In one calendar week, how many days is the school open for instruction?

Fill in **one** circle only.

6 days--- ①

5 1/2 days--- ②

5 days--- ③

4 1/2 days--- ④

4 days--- ⑤

Other--- ⑥

11

How many computers (including tablets) does your school have for use by eighth-grade students?

_____ computers
Write in the number.

12

A. Does your school have a science laboratory that can be used by eighth-grade students?

Fill in **one** circle only.

Yes--- ①

No--- ②

B. Do teachers usually have assistance available when students are conducting science experiments?

Fill in **one** circle only.

Yes--- ①

No--- ②

13

Does your school use an online learning management system to support learning (e.g., teacher-student communication, management of grades, student access to course materials)?

Fill in **one** circle only.

Yes--- ①

No--- ②

14

A. Does your school have a school library?

Fill in **one** circle only.

Yes--- ①

No--- ②

(If No, go to question 15)

If Yes,

B. Approximately how many books (print) with different titles does your school library have (exclude magazines and periodicals)?

Fill in **one** circle only.

2,000 books or fewer--- ①

More than 2,000 books--- ②

15

Does your school have classroom libraries?

Fill in **one** circle only.

Yes--- ①

No--- ②

16

Does your school provide students access to digital learning resources (e.g., books, videos)?

Fill in **one** circle only.

Yes--- ①

No--- ②

How much is your school's capacity to provide instruction affected by a shortage or inadequacy of the following?

Fill in only **one** circle for each row.

Not at all
A little
Some
A lot

A. General School Resources

- a) Instructional materials (e.g., textbooks) ----- ① — ② — ③ — ④
- b) Supplies (e.g., papers, pencils, materials) ----- ① — ② — ③ — ④
- c) School buildings and grounds ----- ① — ② — ③ — ④
- d) Heating/cooling and lighting systems ----- ① — ② — ③ — ④
- e) Instructional space (e.g., classrooms) ----- ① — ② — ③ — ④
- f) Technologically competent staff ----- ① — ② — ③ — ④
- g) Audio-visual resources for delivery of instruction (e.g., interactive white boards, digital projectors) ----- ① — ② — ③ — ④
- h) Computer technology for teaching and learning (e.g., computers or tablets for student use) ----- ① — ② — ③ — ④
- i) Resources for students with disabilities ----- ① — ② — ③ — ④

Fill in only **one** circle for each row.

Not at all
A little
Some
A lot

B. Resources for Mathematics Instruction

- a) Teachers with a specialization in mathematics ----- ① — ② — ③ — ④
- b) Computer software/ applications for mathematics instruction ----- ① — ② — ③ — ④
- c) Library resources relevant to mathematics instruction --- ① — ② — ③ — ④
- d) Calculators for mathematics instruction ----- ① — ② — ③ — ④
- e) Concrete objects or materials to help students understand quantities or procedures ----- ① — ② — ③ — ④

C. Resources for Science Instruction

- a) Teachers with a specialization in science ----- ① — ② — ③ — ④
- b) Computer software/ applications for science instruction ----- ① — ② — ③ — ④
- c) Library resources relevant to science instruction ----- ① — ② — ③ — ④
- d) Calculators for science instruction ----- ① — ② — ③ — ④
- e) Science equipment and materials for experiments ----- ① — ② — ③ — ④

18

How would you characterize each of the following within your school?

Fill in only **one** circle for each row.

	Very high	High	Medium	Low	Very low
a) Teachers' understanding of the school's curricular goals ---	①	②	③	④	⑤
b) Teachers' degree of success in implementing the school's curriculum -----	①	②	③	④	⑤
c) Teachers' expectations for student achievement -----	①	②	③	④	⑤
d) Teachers' ability to inspire students -----	①	②	③	④	⑤
e) Parental involvement in school activities -----	①	②	③	④	⑤
f) Parental commitment to ensure that students are ready to learn -----	①	②	③	④	⑤
g) Parental expectations for student achievement -----	①	②	③	④	⑤
h) Parental support for student achievement -----	①	②	③	④	⑤
i) Students' desire to do well in school -----	①	②	③	④	⑤
j) Students' ability to reach school's academic goals -----	①	②	③	④	⑤
k) Students' respect for classmates who excel academically -----	①	②	③	④	⑤

19

How much do you agree with these statements about mathematics and science education within your school?

Fill in only **one** circle for each row.

	Agree a lot	Agree a little	Disagree a little	Disagree a lot
a) The school provides students with information about career options in mathematics and science -----	①	②	③	④
b) The school has initiatives to promote student interest in mathematics and science (e.g., student clubs, competitions) -----	①	②	③	④
c) The school promotes professional development for teachers of mathematics and science -----	①	②	③	④
d) The school provides extra lessons to help students excel in mathematics and science ---	①	②	③	④
e) The school provides special activities in mathematics and science for interested students -----	①	②	③	④
f) The school has a specific goal to improve mathematics and science education -----	①	②	③	④
g) The school encourages students to continue studying mathematics and science in the future -----	①	②	③	④
h) Mathematics and science teachers in this school spend extra time working with students interested in mathematics and science -----	①	②	③	④

20

To what degree is each of the following a problem among eighth-grade students in your school?

Fill in only **one** circle for each row.

	Not a problem	Minor problem	Moderate problem	Serious problem
a) Arriving late at school -----	①	②	③	④
b) Absenteeism (i.e., unjustified absences) -----	①	②	③	④
c) Classroom disturbance -----	①	②	③	④
d) Cheating -----	①	②	③	④
e) Profanity -----	①	②	③	④
f) Vandalism -----	①	②	③	④
g) Theft -----	①	②	③	④
h) Intimidation or verbal abuse among students (including texting, emailing, etc.) -----	①	②	③	④
i) Physical injury to other students -----	①	②	③	④
j) Intimidation or verbal abuse of teachers or staff (including texting, emailing, etc.) -----	①	②	③	④
k) Physical injury to teachers or staff -----	①	②	③	④

21

To what degree is each of the following a problem among teachers in your school?

Fill in only **one** circle for each row.

	Not a problem	Minor problem	Moderate problem	Serious problem
a) Arriving late or leaving early --	①	②	③	④
b) Absenteeism -----	①	②	③	④

22

In your school, are any of the following used to evaluate the practice of eighth-grade mathematics teachers?

Fill in only **one** circle for each row.

	Yes	No
a) Observations by the principal or senior staff -----	①	②
b) Observations by inspectors or other persons external to the school -----	①	②
c) Student achievement -----	①	②
d) Teacher peer review -----	①	②

23

In your school, are any of the following used to evaluate the practice of eighth-grade science teachers?

Fill in only **one** circle for each row.

	Yes	No
a) Observations by the principal or senior staff -----	①	②
b) Observations by inspectors or other persons external to the school -----	①	②
c) Student achievement -----	①	②
d) Teacher peer review -----	①	②

24

By the end of this school year, how many years altogether will you have been a principal?

_____ years
Please **round** to the nearest whole number.

25

By the end of this school year, how many years will you have been a principal at this school?

_____ years
Please **round** to the nearest whole number.

26

What is the highest level of formal education you have completed?

Fill in **one** circle only.

Did not complete Bachelor's degree
(4-year college program) --- ①

Bachelor's degree
(4-year college program) --- ②

Master's degree or professional degree
(MD, DDS, lawyer, minister) --- ③

Doctorate (Ph.D., Ed.D.) --- ④

27

Do you hold the following qualifications or credentials in educational leadership?

Fill in only **one** circle for each row.

	Yes	No
a) Principal Certification -----	①	②
b) Master's degree or professional degree (MD, DDS, lawyer, minister) -----	①	②
c) Doctorate (Ph.D., Ed.D.) -----	①	②

Thank You

Thank you for the thought, time, and effort you have put into completing this questionnaire.



BOSTON
COLLEGE

timss.bc.edu

Grade 8



© IEA, 2018

International Association
for the Evaluation of
Educational Achievement



TIMSS

2019

Place Label Here

School ID: _____

Class ID: _____

Teacher ID: _____

Link #: _____ Subject: _____

Checksum: _____

TRENDS IN INTERNATIONAL MATHEMATICS AND SCIENCE STUDY

Teacher Questionnaire

Grade 4

National Center for Education Statistics

U.S. Department of Education

Potomac Center Plaza (PCP), 550 12th St., SW, 4th floor
Washington, DC 20202

USA

The National Center for Education Statistics (NCES), within the U.S. Department of Education, conducts TIMSS in the United States as authorized by the Education Sciences Reform Act of 2002 (ESRA 2002, 20 U.S.C. §9543). All of the information you provide may be used only for statistical purposes and may not be disclosed, or used, in identifiable form for any other purpose except as required by law (20 U.S.C. §9573 and 6 U.S.C. §151).

According to the Paperwork Reduction Act of 1995, no persons are required to respond to a collection of information unless such collection displays a valid OMB control number. The valid OMB control number for this voluntary information collection is 1850-0695. The time required to complete this information collection is estimated to average 30 minutes per teacher, including the time to review instructions, search existing data resources, gather the data needed, and complete and review the information collection. If you have any comments or concerns regarding the accuracy of the time estimate(s), suggestions for improving the form, or questions about the status of your individual submission of this form, write directly to: Trends in International Mathematics and Science Study (TIMSS), National Center for Education Statistics, Potomac Center Plaza (PCP), 550 12th St., SW, 4th floor, Washington, DC 20202.

OMB No. 1850-0695, Approval Expires 01/31/2021.

© IEA, 2018

1117374 Printed in the USA ISD19886

TIMSS & PIRLS International Study Center

Lynch School of Education BOSTON COLLEGE

Teacher Questionnaire

Your school has agreed to participate in TIMSS 2019 (Trends in International Mathematics and Science Study), an educational research project sponsored by the International Association for the Evaluation of Educational Achievement (IEA). TIMSS measures trends in student achievement in mathematics and science and studies differences in national education systems in almost 60 countries in order to help improve teaching and learning worldwide.

This questionnaire is addressed to teachers of fourth-grade students, and seeks information about teachers' academic and professional backgrounds, classroom resources, instructional practices, and attitudes toward teaching. Since your class has been selected as part of a nationwide sample, your responses are very important in helping to describe fourth-grade education in the United States.

Some of the questions in the questionnaire refer to the **"TIMSS class"** or **"this class."** This is the class that is identified on the front of this booklet, and which will be tested as part of TIMSS in your school. If you teach some but not all of the students in the TIMSS class, please think only of the students that you teach when answering these class-specific questions. It is important that you answer each question carefully so that the information that you provide reflects your situation as accurately as possible.

Since TIMSS is an international study and all countries are using the same questionnaire, you may find that some of the questions seem unusual or are not entirely relevant to you or schools in the United States. Nevertheless, it is important that you do your best to answer all of the questions so comparisons can be made across countries in the study.

It is estimated that you will need about 30 minutes to complete the questionnaire. We appreciate the time and effort that this takes and thank you for your cooperation and contribution.

When you have completed the questionnaire, please place it in the accompanying envelope and return it to the TIMSS school coordinator.

NCES is authorized to collect information from this questionnaire under the Education Sciences Reform Act of 2002 (ESRA 2002, 20 U.S.C. §9543). You do not have to provide the information requested. However, the information you provide will help the U.S. Department of Education's ongoing efforts to understand better how the educational system in the United States compares to that in other countries. There are no penalties should you choose not to participate in this study. All of the information you provide may be used only for statistical purposes and may not be disclosed, or used, in identifiable form for any other purpose except as required by law (20 U.S.C. §9573 and 6 U.S.C. §151). Your responses will be combined with those from other participants to produce summary statistics and reports.

This survey is estimated to take an average of 30 minutes, including time for reviewing instructions, and completing and reviewing the collection of information. An agency may not conduct or sponsor, and a person is not required to respond to, a collection of information unless it displays a currently valid OMB control number. Send comments regarding this burden estimate or any other aspect of this collection of information, including suggestions for reducing burden to: Trends in International Mathematics and Science Study (TIMSS), National Center for Education Statistics, Potomac Center Plaza (PCP), 550 12th St., SW, 4th floor, Washington, DC 20202.

Thank you.

TIMSS 2019

About You

1 _____

What year did you start teaching?

Please write in a year.

2 _____

At the end of this school year, how many years will you have taught altogether?

_____ years
Please **round** to the nearest whole number.

3 _____

Are you female or male?

Fill in **one** circle only.

Female --- ①

Male --- ②

4 _____

How old are you?

Fill in **one** circle only.

Under 25 --- ①

25–29 --- ②

30–39 --- ③

40–49 --- ④

50–59 --- ⑤

60 or more --- ⑥

5 _____

What is the highest level of formal education you have completed?

Fill in **one** circle only.

Did not complete high school --- ①

High school graduate --- ②

(If you have not completed more than high school, go to question 7)

Associate's degree
(2-year college program) --- ③

Bachelor's degree
(4-year college program) --- ④

Master's degree or professional
degree (MD, DDS, lawyer, minister) --- ⑤

Doctorate (Ph.D., Ed.D.) --- ⑥

6 _____

A. During your college or university education, what was your major or main area(s) of study?

Fill in only **one** circle for each row.

	Yes	No
a) Education—Primary/Elementary -----	①	②
b) Education—Secondary -----	①	②
c) Mathematics -----	①	②
d) Science -----	①	②
e) English -----	①	②
f) Other -----	①	②

B. If your major or main area of study was education, did you have a specialization in any of the following?

Fill in only **one** circle for each row.

	Yes	No
a) Mathematics -----	①	②
b) Science -----	①	②
c) Language/reading -----	①	②
d) Other subject -----	①	②

7

How would you characterize each of the following within your school?

Fill in only **one** circle for each row.

	Very high	High	Medium	Low	Very low
a) Teachers' understanding of the school's curricular goals ---	①	②	③	④	⑤
b) Teachers' degree of success in implementing the school's curriculum -----	①	②	③	④	⑤
c) Teachers' expectations for student achievement -----	①	②	③	④	⑤
d) Teachers' ability to inspire students -----	①	②	③	④	⑤
e) Parental involvement in school activities -----	①	②	③	④	⑤
f) Parental commitment to ensure that students are ready to learn -----	①	②	③	④	⑤
g) Parental expectations for student achievement -----	①	②	③	④	⑤
h) Parental support for student achievement -----	①	②	③	④	⑤
i) Students' desire to do well in school -----	①	②	③	④	⑤
j) Students' ability to reach school's academic goals -----	①	②	③	④	⑤
k) Students' respect for classmates who excel academically -----	①	②	③	④	⑤
l) Collaboration between school leadership (including master teachers) and teachers to plan instruction-----	①	②	③	④	⑤

8

Thinking about your current school, indicate the extent to which you agree or disagree with each of the following statements.

Fill in only **one** circle for each row.

	Agree a lot	Agree a little	Disagree a little	Disagree a lot
a) This school is located in a safe neighborhood -----	①	②	③	④
b) I feel safe at this school -----	①	②	③	④
c) This school's security policies and practices are sufficient ----	①	②	③	④
d) The students behave in an orderly manner -----	①	②	③	④
e) The students are respectful of the teachers -----	①	②	③	④
f) The students respect school property -----	①	②	③	④
g) This school has clear rules about student conduct -----	①	②	③	④
h) This school's rules are enforced in a fair and consistent manner -----	①	②	③	④

9

How often do you feel the following way about being a teacher?

Fill in only **one** circle for each row.

- | | Very often | Often | Sometimes | Never or almost never |
|---|------------|-------|-----------|-----------------------|
| a) I am content with my profession as a teacher ----- | ① | ② | ③ | ④ |
| b) I find my work full of meaning and purpose ----- | ① | ② | ③ | ④ |
| c) I am enthusiastic about my job ----- | ① | ② | ③ | ④ |
| d) My work inspires me ----- | ① | ② | ③ | ④ |
| e) I am proud of the work I do --- | ① | ② | ③ | ④ |

10

Indicate the extent to which you agree or disagree with each of the following statements.

Fill in only **one** circle for each row.

- | | Agree a lot | Agree a little | Disagree a little | Disagree a lot |
|---|-------------|----------------|-------------------|----------------|
| a) There are too many students in the classes ----- | ① | ② | ③ | ④ |
| b) I have too much material to cover in class ----- | ① | ② | ③ | ④ |
| c) I have too many teaching hours ----- | ① | ② | ③ | ④ |
| d) I need more time to prepare for class ----- | ① | ② | ③ | ④ |
| e) I need more time to assist individual students ----- | ① | ② | ③ | ④ |
| f) I feel too much pressure from parents ----- | ① | ② | ③ | ④ |
| g) I have difficulty keeping up with all of the changes to the curriculum ----- | ① | ② | ③ | ④ |
| h) I have too many administrative tasks ----- | ① | ② | ③ | ④ |

11

A. How many students are in this class?

_____ students
Write in the number.

B. How many of the students in question 11A are in fourth grade?

_____ fourth-grade students
Write in the number.

12

How many fourth-grade students experience difficulties understanding spoken English?

_____ students in this class
Write in the number.

13

How often do you do the following in teaching this class?

*Fill in only **one** circle for each row.*

	Every or almost every lesson	About half the lessons	Some lessons	Never
a) Relate the lesson to students' daily lives -----	①	②	③	④
b) Ask students to explain their answers -----	①	②	③	④
c) Bring interesting materials to class -----	①	②	③	④
d) Ask students to complete challenging exercises that require them to go beyond the instruction -----	①	②	③	④
e) Encourage classroom discussions among students -----	①	②	③	④
f) Link new content to students' prior knowledge -----	①	②	③	④
g) Ask students to decide their own problem solving procedures -----	①	②	③	④
h) Encourage students to express their ideas in class -----	①	②	③	④

In your view, to what extent do the following limit how you teach this class?

Fill in only **one** circle for each row.

	Not at all		Some		A lot
a) Students lacking prerequisite knowledge or skills -----	①	—	②	—	③
b) Students suffering from lack of basic nutrition -----	①	—	②	—	③
c) Students suffering from not enough sleep -----	①	—	②	—	③
d) Students absent from class -----	①	—	②	—	③
e) Disruptive students -----	①	—	②	—	③
f) Uninterested students -----	①	—	②	—	③
g) Students with mental, emotional, or psychological impairment -----	①	—	②	—	③
h) Students with difficulties understanding the language of instruction -----	①	—	②	—	③

Questions 15 - 16 ask about mathematics instruction for the fourth-grade students in the TIMSS class.

15

In a typical week, how much time do you spend teaching mathematics to the students in this class?

_____ minutes per week
Write in the number of minutes per week.
Please convert the number of hours into minutes.

16

In teaching mathematics to this class, how often do you ask students to do the following?

Fill in only **one** circle for each row.

	Every or almost every lesson	About half the lessons	Some lessons	Never
a) Listen to me explain new mathematics content -----	①	②	③	④
b) Listen to me explain how to solve problems -----	①	②	③	④
c) Memorize rules, procedures, and facts -----	①	②	③	④
d) Practice procedures on their own -----	①	②	③	④
e) Apply what they have learned to new problem situations on their own -----	①	②	③	④
f) Work problems together in the whole class with direct guidance from me -----	①	②	③	④
g) Work in mixed ability group ---	①	②	③	④
h) Work in same ability groups ---	①	②	③	④

Questions 17 - 18 ask about calculator and computer use for teaching mathematics to the fourth-grade students in the TIMSS class.

17

Are the students in this class permitted to use calculators during mathematics lessons?

Fill in **one** circle only.

- Yes, with unrestricted use --- ①
 Yes, with restricted use --- ②
 No, calculators are not permitted --- ③

18

A. Do the students in this class have computers (including tablets) available to use during their mathematics lessons?

Fill in **one** circle only.

Yes --- ①

No --- ②

(If No, go to question 19)

If Yes,

B. What access do the students have to computers?

Fill in only **one** circle for each row.

- | | Yes | No |
|--|-----|----|
| a) Each student has a computer ----- | ① | ② |
| b) The class has computers that students can share ----- | ① | ② |
| c) The school has computers that the class can use sometimes ----- | ① | ② |

C. How often do you do activities on computers during mathematics lessons to support learning for:

Fill in only **one** circle for each row.

- | | Every or almost every day | Once or twice a week | Once or twice a month | Never or almost never |
|--------------------------------------|---------------------------|----------------------|-----------------------|-----------------------|
| a) Whole class ----- | ① | ② | ③ | ④ |
| b) Low-performing students ----- | ① | ② | ③ | ④ |
| c) High-performing students -- | ① | ② | ③ | ④ |
| d) Students with special needs ----- | ① | ② | ③ | ④ |

Mathematics Topics Taught to the TIMSS Class

Question 19 asks about the topics taught and the content covered in teaching mathematics to the fourth-grade students in the TIMSS class.

19

The following list includes the main topics addressed by the TIMSS mathematics test. Choose the response that best describes when the students in this class have been taught each topic. If a topic was in the curriculum before the fourth grade, please choose "Mostly taught before this year." If a topic was taught half this year but not yet completed, please choose "Mostly taught this year." If a topic is not in the curriculum, please choose "Not yet taught or just introduced."

	Mostly taught before this year	Mostly taught this year	Not yet taught or just introduced
A. Number			
a) Concepts of whole numbers, including place value and ordering -----	①	②	③
b) Adding, subtracting, multiplying, and dividing with whole numbers -----	①	②	③
c) Concepts of multiples and factors; odd and even numbers -----	①	②	③
d) Number sentences (finding the missing number, representing problem situations with number sentences) -----	①	②	③
e) Number patterns (extending number patterns and finding missing terms) -----	①	②	③
f) Concepts of fractions, including representing, comparing and ordering, adding and subtracting simple fractions -----	①	②	③
g) Concepts of decimals, including place value and ordering, adding and subtracting with decimals -----	①	②	③
B. Measurement and Geometry			
a) Solving problems involving length, including measuring and estimating -----	①	②	③
b) Solving problems involving mass, volume, and time -----	①	②	③
c) Finding and estimating perimeter, area, and volume -----	①	②	③
d) Parallel and perpendicular lines -----	①	②	③
e) Comparing and drawing angles -----	①	②	③
f) Elementary properties of common geometric shapes -----	①	②	③
g) Three-dimensional shapes, including relationships with their two-dimensional representations -----	①	②	③
C. Data			
a) Reading and interpreting data from tables, pictographs, bar graphs, line graphs, and pie charts -----	①	②	③
b) Organizing and representing data to help answer questions -----	①	②	③
c) Drawing conclusions from data displays -----	①	②	③

Question 20 asks about mathematics homework for the fourth-grade students in the TIMSS class.

20

A. How often do you usually assign mathematics homework to the students in this class?

Fill in **one** circle only.

I do not assign mathematics homework --- (1) 

(Go to question 21)

Less than once a week --- (2)

1 or 2 times a week --- (3)

3 or 4 times a week --- (4)

Every day --- (5)

B. When you assign mathematics homework to the students in this class, about how many minutes do you usually assign? (Consider the time it would take an average student in your class.)

Fill in **one** circle only.

15 minutes or less --- (1)

16–30 minutes --- (2)

31–60 minutes --- (3)

More than 60 minutes --- (4)

C. How often do you do the following with the mathematics homework assignments for this class?

Fill in only **one** circle for each row.

Always or almost always

Sometimes

Never or almost never

a) Correct assignments and give feedback to students ----- (1) --- (2) --- (3)

b) Discuss the homework in class ----- (1) --- (2) --- (3)

c) Monitor whether or not the homework was completed ----- (1) --- (2) --- (3)

Questions 21-22 ask about mathematics assessment for the fourth-grade students in the TIMSS class.

21

How much importance do you place on the following assessment strategies in mathematics?

Fill in only **one** circle for each row.

A Lot

Some

None

a) Observing students as they work ----- (1) --- (2) --- (3)

b) Asking students to answer questions during class ----- (1) --- (2) --- (3)

c) Short, regular written assessments ----- (1) --- (2) --- (3)

d) Longer tests (e.g., unit tests or exams) ----- (1) --- (2) --- (3)

e) Long-term projects ----- (1) --- (2) --- (3)

22

About how often do fourth-grade students in this class take mathematics tests on computers or tablets?

Fill in **one** circle only.

More than once a month --- (1)

Once a month --- (2)

Twice a year -- (3)

Once a year --- (4)

Never -- (5)

23

A. In the past two years, have you participated in professional development in any of the following?

B. Do you need future professional development in any of the following?

Fill in **one** circle for each row.

Fill in **one** circle for each row.

	Yes		No	
a) Mathematics content -----	①	②	①	②
b) Mathematics pedagogy/ instruction -----	①	②	①	②
c) Mathematics curriculum --	①	②	①	②
d) Integrating technology into mathematics instruction -----	①	②	①	②
e) Improving students' critical thinking or problem solving skills -----	①	②	①	②
f) Mathematics assessment -	①	②	①	②
g) Addressing individual students' needs -----	①	②	①	②

24

In the past two years, how many hours in total have you spent in formal in-service/professional development (e.g., workshops, seminars) for mathematics?

Fill in **one** circle only.

None --- ①

Less than 6 hours --- ②

6–15 hours --- ③

16–35 hours --- ④

More than 35 hours --- ⑤

Questions 25 - 26 ask about science instruction for the fourth-grade students in the TIMSS class.

25

A. Is science taught mainly as a separate subject (i.e., not integrated with other subjects) to the students in this class?

Fill in **one** circle only.

Yes --- ①

No --- ②

B. Please estimate the time that you spend on science topics with students in this class.

_____ minutes per week

Write in the number of minutes per week.

Please convert the number of hours into minutes.

26

In teaching science to the students in this class, how often do you ask them to do the following?

Fill in only **one** circle for each row.

Every or almost every lesson
About half the lessons
Some lessons
Never

- a) Listen to me explain new science content ----- ① --- ② --- ③ --- ④
- b) Observe natural phenomena such as the weather or a plant growing and describe what they see ----- ① --- ② --- ③ --- ④
- c) Watch me demonstrate an experiment or investigation --- ① --- ② --- ③ --- ④
- d) Design or plan experiments or investigations ----- ① --- ② --- ③ --- ④
- e) Conduct experiments or investigations ----- ① --- ② --- ③ --- ④
- f) Present data from experiments or investigations ----- ① --- ② --- ③ --- ④
- g) Interpret data from experiments or investigations ----- ① --- ② --- ③ --- ④
- h) Use evidence from experiments or investigations to support conclusions ----- ① --- ② --- ③ --- ④
- i) Read their textbooks or other resource materials ----- ① --- ② --- ③ --- ④
- j) Have students memorize facts and principles ----- ① --- ② --- ③ --- ④
- k) Do field work outside the class ① --- ② --- ③ --- ④
- l) Work in mixed ability groups -- ① --- ② --- ③ --- ④
- m) Work in same ability groups -- ① --- ② --- ③ --- ④

Using Computers for Teaching Science to the TIMSS Class

Question 27 asks about computer use for teaching science to the fourth-grade students in the TIMSS class.

27

- A. Do the students in this class have computers (including tablets) available to use during their science lessons?**

Fill in **one** circle only.

Yes --- ①

No --- ②

(If No, go to question 28)

If Yes,

- B. What access do the students have to computers?**

Fill in only **one** circle for each row.

- | | Yes | No |
|--|-----|----|
| a) Each student has a computer ----- | ① | ② |
| b) The class has computers that students can share ----- | ① | ② |
| c) The school has computers that the class can use sometimes ----- | ① | ② |

- C. How often do you do activities on computers during science lessons to support learning for:**

Fill in only **one** circle for each row.

- | | Every or almost every day | Once or twice a week | Once or twice a month | Never or almost never |
|--------------------------------------|---------------------------|----------------------|-----------------------|-----------------------|
| a) Whole class ----- | ① | ② | ③ | ④ |
| b) Low-performing students ----- | ① | ② | ③ | ④ |
| c) High-performing students ----- | ① | ② | ③ | ④ |
| d) Students with special needs ----- | ① | ② | ③ | ④ |

Science Topics Taught to the TIMSS Class

Question 28 asks about the topics taught and the content covered in teaching science to the fourth-grade students in the TIMSS class.

28

The following list includes the main topics addressed by the TIMSS science test. Choose the response that best describes when the students in this class have been taught each topic. If a topic was in the curriculum before the fourth grade, please choose "Mostly taught before this year." If a topic was taught half this year but not yet completed, please choose "Mostly taught this year." If a topic is not in the curriculum, please choose "Not yet taught or just introduced."

Fill in only **one** circle for each row.

Mostly taught before this year
Mostly taught this year
Not yet taught or just introduced

A. Life Science

- | | | | |
|--|---|---|---|
| a) Physical and behavioral characteristics of living things and major groups of living things (e.g., mammals, birds, insects, flowering plants) ----- | ① | ② | ③ |
| b) Major body structures and their functions in humans, other animals, and plants ----- | ① | ② | ③ |
| c) Life cycles of common plants and animals (e.g., flowering plants, butterflies, frogs) ----- | ① | ② | ③ |
| d) Characteristics of plants and animals that are inherited ----- | ① | ② | ③ |
| e) Interactions between organisms and their environments (e.g., physical features and behaviors that help living things survive in their environments) ----- | ① | ② | ③ |
| f) Relationships in ecosystems (e.g., simple food chains, predator-prey relationships, competition) ----- | ① | ② | ③ |
| g) Human health (transmission and prevention of diseases, everyday behaviors that promote good health) ----- | ① | ② | ③ |

B. Physical Science

- | | | | |
|---|---|---|---|
| a) States of matter (solid, liquid, gas) and their properties (volume, shape) ----- | ① | ② | ③ |
| b) Classifying materials based on physical properties (e.g., weight/mass, volume, state of matter, conductivity of heat or electricity) ----- | ① | ② | ③ |
| c) Mixtures, including methods for separating a mixture into its components (e.g., sifting, filtering, evaporation, using a magnet) ----- | ① | ② | ③ |
| d) Properties of magnets (e.g., like poles repel and opposite poles attract, magnets can attract some objects) ----- | ① | ② | ③ |
| e) Physical changes in everyday life (e.g., changes of state, dissolving) ----- | ① | ② | ③ |
| f) Chemical changes in everyday life (e.g., decaying, burning, rusting, cooking) ----- | ① | ② | ③ |
| g) Common sources of energy (e.g., the Sun, wind, oil) and uses of energy (heating and cooling homes, providing light) ----- | ① | ② | ③ |
| h) Light and sound in everyday life (e.g., shadows and reflections, vibrating objects make sound) ----- | ① | ② | ③ |
| i) Heat transfer (e.g., energy flows from a hot object to a colder object) ----- | ① | ② | ③ |
| j) Electricity and simple electrical circuits (e.g., a circuit must be complete to work correctly) ----- | ① | ② | ③ |
| k) Forces that cause objects to move (e.g., gravity, pushing/pulling) or change their motion (e.g., friction) ----- | ① | ② | ③ |
| l) Simple machines (e.g., levers, pulleys, wheels, ramps) that help make motion easier ----- | ① | ② | ③ |

Choose the response that best describes when the students in this class have been taught each topic. If a topic was in the curriculum before the fourth grade, please choose "Mostly taught before this year." If a topic was taught half this year but not yet completed, please choose "Mostly taught this year." If a topic is not in the curriculum, please choose "Not yet taught or just introduced."

Fill in only **one** circle for each row.

Mostly taught before this year

Mostly taught this year

Not yet taught or just introduced

C. Earth Science


- | | | | |
|--|---|---|---|
| a) Physical makeup of Earth's surface (e.g., land and water in unequal proportions, sources of fresh and salt water) ----- | ① | ② | ③ |
| b) Earth's resources used in everyday life (e.g., water, wind, soil, forests, oil, natural gas, minerals) ----- | ① | ② | ③ |
| c) Changes in Earth's surface over time (e.g., mountain building, weathering, erosion) ----- | ① | ② | ③ |
| d) Fossils and what they can tell us about past conditions on Earth ----- | ① | ② | ③ |
| e) Weather and climate (e.g., daily, seasonal, and locational variations versus long term trends) ----- | ① | ② | ③ |
| f) Objects in the Solar System (the Sun, the Earth, the Moon, and other planets) and their movements ----- | ① | ② | ③ |
| g) Earth's motion and related patterns observed on Earth (e.g., day and night, seasons) ----- | ① | ② | ③ |

Question 29 asks about science homework for the fourth-grade students in the TIMSS class.

29

A. How often do you usually assign science homework to the students in this class?

Fill in **one** circle only.

I do not assign science homework --- (1) 
(Go to question 30)

Less than once a week --- (2)

1 or 2 times a week --- (3)

3 or 4 times a week --- (4)

Every day --- (5)

B. When you assign science homework to the students in this class, about how many minutes do you usually assign? (Consider the time it would take an average student in your class.)

Fill in **one** circle only.

15 minutes or less --- (1)

16–30 minutes --- (2)

31–60 minutes --- (3)

More than 60 minutes --- (4)

C. How often do you do the following with the science homework assignments for this class?

Fill in only **one** circle for each row.

Always or almost always

Sometimes

Never or almost never

a) Correct assignments and give feedback to students --- (1) --- (2) --- (3)

b) Discuss the homework in class --- (1) --- (2) --- (3)

c) Monitor whether or not the homework was completed --- (1) --- (2) --- (3)

Questions 30-31 ask about science assessment for the fourth-grade students in the TIMSS class.

30

How much importance do you place on the following assessment strategies in science?

Fill in only **one** circle for each row.

A Lot

Some

None

a) Observing students as they work --- (1) --- (2) --- (3)

b) Asking students to answer questions during class --- (1) --- (2) --- (3)

c) Short, regular written assessments --- (1) --- (2) --- (3)

d) Longer tests (e.g., unit tests or exams) --- (1) --- (2) --- (3)

e) Long-term projects --- (1) --- (2) --- (3)

31

About how often do fourth-grade students in this class take science tests on computers or tablets?

Fill in **one** circle only.

More than once a month --- (1)

Once a month --- (2)

Twice a year -- (3)

Once a year --- (4)

Never -- (5)

32

A. In the past two years, have you participated in professional development in any of the following?

Fill in **one** circle
for each row.

	Yes		No	
a) Science content	(1)	(2)	(1)	(2)
b) Science pedagogy/ instruction	(1)	(2)	(1)	(2)
c) Science curriculum	(1)	(2)	(1)	(2)
d) Integrating technology into science instruction	(1)	(2)	(1)	(2)
e) Improving students' critical thinking or inquiry skills	(1)	(2)	(1)	(2)
f) Science assessment	(1)	(2)	(1)	(2)
g) Addressing individual students' needs	(1)	(2)	(1)	(2)
h) Integrating science with other subjects (e.g., mathematics, technology)	(1)	(2)	(1)	(2)

33

In the past two years, how many hours in total have you spent in formal in-service/professional development (e.g., workshops, seminars) for science?

Fill in **one** circle only.

None --- (1)

Less than 6 hours --- (2)

6–15 hours --- (3)

16–35 hours --- (4)

More than 35 hours --- (5)

Thank You

Thank you for the thought, time, and effort you have put into completing this questionnaire.



BOSTON
COLLEGE

timss.bc.edu

Grade 4



© IEA, 2018

International Association
for the Evaluation of
Educational Achievement



TIMSS

2019

Place Label Here

School ID: _____

Class ID: _____

Teacher ID: _____

Link #: _____ Subject: _____

Checksum: _____

TRENDS IN INTERNATIONAL MATHEMATICS AND SCIENCE STUDY

Teacher Questionnaire Mathematics

Grade 8

National Center for Education Statistics

U.S. Department of Education
Potomac Center Plaza (PCP), 550 12th St., SW, 4th floor
Washington, DC 20202
USA

The National Center for Education Statistics (NCES), within the U.S. Department of Education, conducts TIMSS in the United States as authorized by the Education Sciences Reform Act of 2002 (ESRA 2002, 20 U.S.C. §9543). All of the information you provide may be used only for statistical purposes and may not be disclosed, or used, in identifiable form for any other purpose except as required by law (20 U.S.C. §9573 and 6 U.S.C. §151).

According to the Paperwork Reduction Act of 1995, no persons are required to respond to a collection of information unless such collection displays a valid OMB control number. The valid OMB control number for this voluntary information collection is 1850-0695. The time required to complete this information collection is estimated to average 30 minutes per teacher, including the time to review instructions, search existing data resources, gather the data needed, and complete and review the information collection. If you have any comments or concerns regarding the accuracy of the time estimate(s), suggestions for improving the form, or questions about the status of your individual submission of this form, write directly to: Trends in International Mathematics and Science Study (TIMSS), National Center for Education Statistics, Potomac Center Plaza (PCP), 550 12th St., SW, 4th floor, Washington, DC 20202.

OMB No. 1850-0695, Approval Expires 01/31/2021.

© IEA, 2018

1117375 Printed in the USA ISD19887

TIMSS & PIRLS
International Study Center

Lynch School of Education
BOSTON COLLEGE

Teacher Questionnaire

Your school has agreed to participate in TIMSS 2019 (Trends in International Mathematics and Science Study), an educational research project sponsored by the International Association for the Evaluation of Educational Achievement (IEA). TIMSS measures trends in student achievement in mathematics and science and studies differences in national education systems in almost 60 countries in order to help improve teaching and learning worldwide.

This questionnaire is addressed to teachers of eighth-grade students, and seeks information about teachers' academic and professional backgrounds, classroom resources, instructional practices, and attitudes toward teaching. Since your class has been selected as part of a nationwide sample, your responses are very important in helping to describe eighth-grade education in the United States.

Some of the questions in the questionnaire refer to the **"TIMSS class"** or **"this class."** This is the class that is identified on the front of this booklet, and which will be tested as part of TIMSS in your school. If you teach some but not all of the students in the TIMSS class, please think only of the students that you teach when answering these class-specific questions. It is important that you answer each question carefully so that the information that you provide reflects your situation as accurately as possible.

Since TIMSS is an international study and all countries are using the same questionnaire, you may find that some of the questions seem unusual or are not entirely relevant to you or schools in the United States. Nevertheless, it is important that you do your best to answer all of the questions so comparisons can be made across countries in the study.

It is estimated that you will need about 30 minutes to complete this questionnaire. We appreciate the time and effort that this takes and thank you for your cooperation and contribution.

When you have completed the questionnaire, please place it in the accompanying envelope and return it to the TIMSS school coordinator.

NCES is authorized to collect information from this questionnaire under the Education Sciences Reform Act of 2002 (ESRA 2002, 20 U.S.C. §9543). You do not have to provide the information requested. However, the information you provide will help the U.S. Department of Education's ongoing efforts to understand better how the educational system in the United States compares to that in other countries. There are no penalties should you choose not to participate in this study. All of the information you provide may be used only for statistical purposes and may not be disclosed, or used, in identifiable form for any other purpose except as required by law (20 U.S.C. §9573 and 6 U.S.C. §151). Your responses will be combined with those from other participants to produce summary statistics and reports.

This survey is estimated to take an average of 30 minutes, including time for reviewing instructions, and completing and reviewing the collection of information. An agency may not conduct or sponsor, and a person is not required to respond to, a collection of information unless it displays a currently valid OMB control number. Send comments regarding this burden estimate or any other aspect of this collection of information, including suggestions for reducing burden to: Trends in International Mathematics and Science Study (TIMSS), National Center for Education Statistics, Potomac Center Plaza (PCP), 550 12th St., SW, 4th floor, Washington, DC 20202.

Thank you.

TIMSS 2019

About You

1 _____

What year did you start teaching?

Please write in a year.

2 _____

At the end of this school year, how many years will you have taught altogether?

_____ years
Please **round** to the nearest whole number.

3 _____

Are you female or male?

Fill in **one** circle only.

Female --- ①

Male --- ②

4 _____

How old are you?

Fill in **one** circle only.

Under 25 --- ①

25–29 --- ②

30–39 --- ③

40–49 --- ④

50–59 --- ⑤


60 or more --- ⑥

5 _____

What is the **highest** level of formal education you have completed?

Fill in **one** circle only.

Did not complete high school --- ①

High school graduate --- ② 

(If you have not completed more than high school, go to question 7)

Associate's degree
(2-year college program) --- ③

Bachelor's degree
(4-year college program) --- ④

Master's degree or professional
degree (MD, DDS, lawyer, minister) --- ⑤

Doctorate (Ph.D., Ed.D.) --- ⑥

6 _____

During your college or university education, what was your **major or main** area(s) of study?

Fill in only **one** circle for each row.

	Yes	No
a) Mathematics -----	①	②
b) Biology -----	①	②
c) Physics -----	①	②
d) Chemistry -----	①	②
e) Earth Science -----	①	②
f) Education–Mathematics -----	①	②
g) Education–Science -----	①	②
h) Education–General -----	①	②
i) Other -----	①	②

7

How would you characterize each of the following within your school?

Fill in only **one** circle for each row.

- Very high**
High
Medium
Low
Very low
- a) Teachers' understanding of the school's curricular goals --- (1) — (2) — (3) — (4) — (5)
- b) Teachers' degree of success in implementing the school's curriculum ----- (1) — (2) — (3) — (4) — (5)
- c) Teachers' expectations for student achievement ----- (1) — (2) — (3) — (4) — (5)
- d) Teachers' ability to inspire students ----- (1) — (2) — (3) — (4) — (5)
- e) Parental involvement in school activities ----- (1) — (2) — (3) — (4) — (5)
- f) Parental commitment to ensure that students are ready to learn ----- (1) — (2) — (3) — (4) — (5)
- g) Parental expectations for student achievement ----- (1) — (2) — (3) — (4) — (5)
- h) Parental support for student achievement ----- (1) — (2) — (3) — (4) — (5)
- i) Students' desire to do well in school ----- (1) — (2) — (3) — (4) — (5)
- j) Students' ability to reach school's academic goals ----- (1) — (2) — (3) — (4) — (5)
- k) Students' respect for classmates who excel academically ----- (1) — (2) — (3) — (4) — (5)
- l) Collaboration between school leadership (including master teachers) and teachers to plan instruction ----- (1) — (2) — (3) — (4) — (5)

8

Thinking about your current school, indicate the extent to which you agree or disagree with each of the following statements.

Fill in only **one** circle for each row.

- Agree a lot**
Agree a little
Disagree a little
Disagree a lot
- a) This school is located in a safe neighborhood ----- (1) — (2) — (3) — (4)
- b) I feel safe at this school ----- (1) — (2) — (3) — (4)
- c) This school's security policies and practices are sufficient ----- (1) — (2) — (3) — (4)
- d) The students behave in an orderly manner ----- (1) — (2) — (3) — (4)
- e) The students are respectful of the teachers ----- (1) — (2) — (3) — (4)
- f) The students respect school property ----- (1) — (2) — (3) — (4)
- g) This school has clear rules about student conduct ----- (1) — (2) — (3) — (4)
- h) This school's rules are enforced in a fair and consistent manner ----- (1) — (2) — (3) — (4)

9

How often do you feel the following way about being a teacher?

Fill in only **one** circle for each row.

	Very often	Often	Sometimes	Never or almost never
a) I am content with my profession as a teacher -----	①	②	③	④
b) I find my work full of meaning and purpose -----	①	②	③	④
c) I am enthusiastic about my job -----	①	②	③	④
d) My work inspires me -----	①	②	③	④
e) I am proud of the work I do -----	①	②	③	④

10

Indicate the extent to which you agree or disagree with each of the following statements.

Fill in only **one** circle for each row.

	Agree a lot	Agree a little	Disagree a little	Disagree a lot
a) There are too many students in the classes -----	①	②	③	④
b) I have too much material to cover in class -----	①	②	③	④
c) I have too many teaching hours -----	①	②	③	④
d) I need more time to prepare for class -----	①	②	③	④
e) I need more time to assist individual students -----	①	②	③	④
f) I feel too much pressure from parents -----	①	②	③	④
g) I have difficulty keeping up with all of the changes to the curriculum -----	①	②	③	④
h) I have too many administrative tasks -----	①	②	③	④

Questions 11-14 ask about instruction for the eighth-grade students in the TIMSS class.

11

How many students are in this class?

_____ students
Write in the number.

12

How many eighth-grade students experience difficulties understanding spoken English?

_____ students in this class
Write in the number.

13

How often do you do the following in teaching this class?

Fill in only **one** circle for each row.

Every or almost every lesson

About half the lessons

Some lessons

Never

- a) Relate the lesson to students' daily lives ----- (1) — (2) — (3) — (4)
- b) Ask students to explain their answers ----- (1) — (2) — (3) — (4)
- c) Ask students to complete challenging exercises that require them to go beyond the instruction ----- (1) — (2) — (3) — (4)
- d) Encourage classroom discussions among students ----- (1) — (2) — (3) — (4)
- e) Link new content to students' prior knowledge ---- (1) — (2) — (3) — (4)
- f) Ask students to decide their own problem solving procedures ----- (1) — (2) — (3) — (4)
- g) Encourage students to express their ideas in class ---- (1) — (2) — (3) — (4)

14

In your view, to what extent do the following limit how you teach this class?

Fill in only **one** circle for each row.

Not at all

Some

A lot

- a) Students lacking prerequisite knowledge or skills ----- (1) — (2) — (3)
- b) Students suffering from lack of basic nutrition ----- (1) — (2) — (3)
- c) Students suffering from not enough sleep ----- (1) — (2) — (3)
- d) Students absent from class ---- (1) — (2) — (3)
- e) Disruptive students ----- (1) — (2) — (3)
- f) Uninterested students ----- (1) — (2) — (3)
- g) Students with mental, emotional, or psychological impairment ----- (1) — (2) — (3)
- h) Students with difficulties understanding the language of instruction ----- (1) — (2) — (3)

Questions 15 - 17 ask about mathematics instruction for the eighth-grade students in the TIMSS class.

15

In a typical week, how much time do you spend teaching mathematics to the students in this class?

_____ minutes per week

Write in the number of minutes per week.

Please convert the number of hours into minutes.

16

In teaching mathematics to this class, how often do you ask students to do the following?

*Fill in only **one** circle for each row.*

	Every or almost every lesson	About half the lessons	Some lessons	Never
a) Listen to me explain new mathematics content -----	①	②	③	④
b) Listen to me explain how to solve problems -----	①	②	③	④
c) Memorize rules, procedures, and facts -----	①	②	③	④
d) Practice procedures on their own -----	①	②	③	④
e) Apply what they have learned to new problem situations on their own -----	①	②	③	④
f) Work problems together in the whole class with direct guidance from me -----	①	②	③	④
g) Work in mixed ability groups --	①	②	③	④
h) Work in same ability groups --	①	②	③	④

Which best describes the mathematics course you are teaching to the class with the TIMSS students?

*Fill in **one** circle only.*

- a) Basic or general eighth-grade math
(not algebra or pre-algebra)----- (1)
- b) Pre-algebra or introduction to algebra ----- (2)
- c) Two-year pre-algebra----- (3)
- d) Algebra I (one-year course) ----- (4)
- e) Algebra I (first year of a two-year
Algebra I course) ----- (5)
- f) Algebra I (second year of two-year
Algebra I course) ----- (6)
- g) Geometry----- (7)
- h) Algebra II ----- (8)
- i) Integrated or sequential math----- (9)
- j) Other math class ----- (0)

Questions 18 - 19 ask about calculator and computer use for teaching mathematics to the eighth-grade students in the TIMSS class.

18

Are the students in this class permitted to use calculators during mathematics lessons?

Fill in **one** circle only.

Yes, with unrestricted use ---- ①

Yes, with restricted use ---- ②

No, calculators
are not permitted ---- ③

19

A. Do the students in this class have computers (including tablets) available to use during their mathematics lessons?

Fill in **one** circle only.

Yes --- ①

No --- ②

(If No, go to question 20)

If Yes,

B. What access do the students have to computers?

Fill in only **one** circle for each row.

- | | Yes | No |
|--|-----|----|
| a) Each student has a computer ----- | ① | ② |
| b) The class has computers that students can share ----- | ① | ② |
| c) The school has computers that the class can use sometimes ----- | ① | ② |

C. How often do you do activities on computers during mathematics lessons to support learning for:

Fill in only **one** circle for each row.

- | | Every or almost every day | Once or twice a week | Once or twice a month | Never or almost never |
|--------------------------------------|---------------------------|----------------------|-----------------------|-----------------------|
| a) Whole class ----- | ① | ② | ③ | ④ |
| b) Low-performing students ----- | ① | ② | ③ | ④ |
| c) High-performing students ----- | ① | ② | ③ | ④ |
| d) Students with special needs ----- | ① | ② | ③ | ④ |

Mathematics Topics Taught to the TIMSS Class

Question 20 asks about the topics taught and the content covered in teaching mathematics to the eighth-grade students in the TIMSS class.

20

The following list includes the main topics addressed by the TIMSS mathematics test. Choose the response that best describes when the students in this class have been taught each topic. If a topic was in the curriculum before the eighth grade, please choose “Mostly taught before this year.” If a topic was taught half this year but not yet completed, please choose “Mostly taught this year.” If a topic is not in the curriculum, please choose “Not yet taught or just introduced.”

Fill in only **one** circle for each row.

Mostly taught before this year
Mostly taught this year
Not yet taught or just introduced

A. Number

- a) Computing with negative numbers ----- ① — ② — ③
- b) Concepts of fractions and decimals ----- ① — ② — ③
- c) Solving problems involving proportions and percents ----- ① — ② — ③

B. Algebra

- a) Simplifying and evaluating algebraic expressions ----- ① — ② — ③
- b) Simple linear equations ----- ① — ② — ③
- c) Simple linear inequalities ----- ① — ② — ③
- d) Simultaneous (two variables) equations ----- ① — ② — ③
- e) Representation of linear and quadratic functions in tables, graphs, words, or equations ----- ① — ② — ③
- f) Properties of functions (slopes, intercepts, etc.) ----- ① — ② — ③
- g) Numeric, algebraic, and geometric patterns or sequences (extension, missing terms, generalization of patterns) ----- ① — ② — ③

C. Geometry

- a) Geometric properties of angles, pairs of lines, and geometric shapes (triangles, quadrilaterals, and other common polygons) ----- ① — ② — ③
- b) Solving problems involving perimeters, circumferences, and areas ----- ① — ② — ③
- c) Solving problems involving the Pythagorean Theorem ----- ① — ② — ③
- d) Translation, reflection, and rotation ----- ① — ② — ③
- e) Congruent figures and similar triangles ----- ① — ② — ③
- f) Solving problems with three-dimensional shapes ----- ① — ② — ③

D. Data and Probability

- a) Reading and interpreting data from one or more sources to solve problems (interpolating, extrapolating, drawing conclusions) ----- ① — ② — ③
- b) Identifying appropriate procedures for collecting data ----- ① — ② — ③
- c) Organizing and representing data to help answer questions ----- ① — ② — ③
- d) Calculating and interpreting statistics summarizing data distributions ----- ① — ② — ③
- e) Theoretical and empirical probability of simple events ----- ① — ② — ③
- f) Theoretical and empirical probability of compound events ----- ① — ② — ③


Mathematics Homework for the TIMSS Class

Question 21 asks about mathematics homework for the eighth-grade students in the TIMSS class.

21

A. How often do you usually assign mathematics homework to the students in this class?

Fill in **one** circle only.

I do not assign mathematics homework ---- (1) 
(Go to question 22)

Less than once a week ---- (2)

1 or 2 times a week ---- (3)

3 or 4 times a week ---- (4)

Every day ---- (5)

B. When you assign mathematics homework to the students in this class, about how many minutes do you usually assign? (Consider the time it would take an average student in your class.)

Fill in **one** circle only.

15 minutes or less ---- (1)

16–30 minutes ---- (2)

31–60 minutes ---- (3)

61–90 minutes ---- (4)

More than 90 minutes ---- (5)

C. How often do you do the following with the mathematics homework assignments for this class?

Fill in only **one** circle for each row.

Always or almost always

Sometimes

Never or almost never

a) Correct assignments and give feedback to students ---- (1) — (2) — (3)

b) Have students correct their own homework ---- (1) — (2) — (3)

c) Discuss the homework in class ---- (1) — (2) — (3)

d) Monitor whether or not the homework was completed ---- (1) — (2) — (3)

e) Use the homework to contribute towards students' grades or marks ---- (1) — (2) — (3)

Mathematics Assessment of the TIMSS Class

Questions 22 - 23 ask about mathematics assessment for the eighth-grade students in the TIMSS class.

22

How much importance do you place on the following assessment strategies in mathematics?

Fill in only **one** circle for each row.

A Lot

Some

None

a) Observing students as they work ---- (1) — (2) — (3)

b) Asking students to answer questions during class ---- (1) — (2) — (3)

c) Short, regular written assessments ---- (1) — (2) — (3)

d) Longer tests (e.g., unit tests or exams) ---- (1) — (2) — (3)

e) Long-term projects ---- (1) — (2) — (3)

23

About how often do eighth-grade students in this class take mathematics tests on computers or tablets?

Fill in **one** circle only.

More than once a month --- (1)

Once a month --- (2)

Twice a year -- (3)

Once a year --- (4)

Never -- (5)

24

A. In the past two years, have you participated in professional development in any of the following?

Fill in **one** circle for each row.

	Yes	No	Yes	No
a) Mathematics content -----	(1) -----	(2) -----	(1) -----	(2) -----
b) Mathematics pedagogy/ instruction -----	(1) -----	(2) -----	(1) -----	(2) -----
c) Mathematics curriculum --	(1) -----	(2) -----	(1) -----	(2) -----
d) Integrating technology into mathematics instruction -----	(1) -----	(2) -----	(1) -----	(2) -----
e) Improving students' critical thinking or problem solving skills -----	(1) -----	(2) -----	(1) -----	(2) -----
f) Mathematics assessment -	(1) -----	(2) -----	(1) -----	(2) -----
g) Addressing individual students' needs -----	(1) -----	(2) -----	(1) -----	(2) -----

25

In the past two years, how many hours in total have you spent in formal in-service/professional development (e.g., workshops, seminars) for mathematics?

Fill in **one** circle only.

None ---- (1)

Less than 6 hours ---- (2)

6–15 hours ---- (3)

16–35 hours ---- (4)

More than 35 hours ---- (5)

Thank You

Thank you for the thought, time, and effort you have put into completing this questionnaire.

THIS PAGE LEFT BLANK ON PURPOSE

THIS PAGE LEFT BLANK ON PURPOSE



BOSTON
COLLEGE

timss.bc.edu

Grade 8



© IEA, 2018

International Association
for the Evaluation of
Educational Achievement



TIMSS

2019

Place Label Here

School ID: _____

Class ID: _____

Teacher ID: _____

Link #: _____ Subject: _____

Checksum: _____

TRENDS IN INTERNATIONAL MATHEMATICS AND SCIENCE STUDY

Teacher Questionnaire Science

Grade 8

National Center for Education Statistics

U.S. Department of Education

Potomac Center Plaza (PCP), 550 12th St., SW, 4th floor

Washington, DC 20202

USA

The National Center for Education Statistics (NCES), within the U.S. Department of Education, conducts TIMSS in the United States as authorized by the Education Sciences Reform Act of 2002 (ESRA 2002, 20 U.S.C. §9543). All of the information you provide may be used only for statistical purposes and may not be disclosed, or used, in identifiable form for any other purpose except as required by law (20 U.S.C. §9573 and 6 U.S.C. §151).

According to the Paperwork Reduction Act of 1995, no persons are required to respond to a collection of information unless such collection displays a valid OMB control number. The valid OMB control number for this voluntary information collection is 1850-0695. The time required to complete this information collection is estimated to average 30 minutes per teacher, including the time to review instructions, search existing data resources, gather the data needed, and complete and review the information collection. If you have any comments or concerns regarding the accuracy of the time estimate(s), suggestions for improving the form, or questions about the status of your individual submission of this form, write directly to: Trends in International Mathematics and Science Study (TIMSS), National Center for Education Statistics, Potomac Center Plaza (PCP), 550 12th St., SW, 4th floor, Washington, DC 20202.

OMB No. 1850-0695, Approval Expires 01/31/2021.

© IEA, 2018

1117376 Printed in the USA ISD19888

TIMSS & PIRLS International Study Center

Lynch School of Education BOSTON COLLEGE

Teacher Questionnaire

Your school has agreed to participate in TIMSS 2019 (Trends in International Mathematics and Science Study), an educational research project sponsored by the International Association for the Evaluation of Educational Achievement (IEA). TIMSS measures trends in student achievement in mathematics and science and studies differences in national education systems in almost 60 countries in order to help improve teaching and learning worldwide.

This questionnaire is addressed to teachers of eighth-grade students, and seeks information about teachers' academic and professional backgrounds, classroom resources, instructional practices, and attitudes toward teaching. Since your class has been selected as part of a nationwide sample, your responses are very important in helping to describe eighth-grade education in the United States.

Some of the questions in the questionnaire refer to the **"TIMSS class"** or **"this class."** This is the class that is identified on the front of this booklet, and which will be tested as part of TIMSS in your school. If you teach some but not all of the students in the TIMSS class, please think only of the students that you teach when answering these class-specific questions. It is important that you answer each question carefully so that the information that you provide reflects your situation as accurately as possible.

Since TIMSS is an international study and all countries are using the same questionnaire, you may find that some of the questions seem unusual or are not entirely relevant to you or schools in the United States. Nevertheless, it is important that you do your best to answer all of the questions so comparisons can be made across countries in the study.

It is estimated that you will need about 30 minutes to complete this questionnaire. We appreciate the time and effort that this takes and thank you for your cooperation and contribution.

When you have completed the questionnaire, please place it in the accompanying envelope and return it to the TIMSS school coordinator.

NCES is authorized to collect information from this questionnaire under the Education Sciences Reform Act of 2002 (ESRA 2002, 20 U.S.C. §9543). You do not have to provide the information requested. However, the information you provide will help the U.S. Department of Education's ongoing efforts to understand better how the educational system in the United States compares to that in other countries. There are no penalties should you choose not to participate in this study. All of the information you provide may be used only for statistical purposes and may not be disclosed, or used, in identifiable form for any other purpose except as required by law (20 U.S.C. §9573 and 6 U.S.C. §151). Your responses will be combined with those from other participants to produce summary statistics and reports.

This survey is estimated to take an average of 30 minutes, including time for reviewing instructions, and completing and reviewing the collection of information. An agency may not conduct or sponsor, and a person is not required to respond to, a collection of information unless it displays a currently valid OMB control number. Send comments regarding this burden estimate or any other aspect of this collection of information, including suggestions for reducing burden to: Trends in International Mathematics and Science Study (TIMSS), National Center for Education Statistics, Potomac Center Plaza (PCP), 550 12th St., SW, 4th floor, Washington, DC 20202.

Thank you.

TIMSS 2019

About You

1 _____

What year did you start teaching?

Please write in a year.

2 _____

At the end of this school year, how many years will you have taught altogether?

_____ years
Please **round** to the nearest whole number.

3 _____

Are you female or male?

Fill in **one** circle only.

Female -- ①

Male -- ②

4 _____

How old are you?

Fill in **one** circle only.

Under 25 -- ①

25–29 -- ②

30–39 -- ③

40–49 -- ④

50–59 -- ⑤

60 or more -- ⑥

5 _____

What is the **highest** level of formal education you have completed?

Fill in **one** circle only.

Did not complete high school --- ①

High school graduate --- ②

(If you have not completed more than high school, go to question 7)

Associate's degree
(2-year college program) --- ③

Bachelor's degree
(4-year college program) --- ④

Master's degree or professional
degree (MD, DDS, lawyer, minister) --- ⑤

Doctorate (Ph.D., Ed.D.) --- ⑥

6 _____

During your college or university education, what was your **major or main** area(s) of study?

Fill in only **one** circle for each row.

	Yes	No
a) Mathematics -----	①	②
b) Biology -----	①	②
c) Physics -----	①	②
d) Chemistry -----	①	②
e) Earth Science -----	①	②
f) Education–Mathematics -----	①	②
g) Education–Science -----	①	②
h) Education–General -----	①	②
i) Other -----	①	②

7

How would you characterize each of the following within your school?

Fill in only **one** circle for each row.

- | | Very high | High | Medium | Low | Very low |
|---|-----------|------|--------|-----|----------|
| a) Teachers' understanding of the school's curricular goals --- | ① | ② | ③ | ④ | ⑤ |
| b) Teachers' degree of success in implementing the school's curriculum ----- | ① | ② | ③ | ④ | ⑤ |
| c) Teachers' expectations for student achievement ----- | ① | ② | ③ | ④ | ⑤ |
| d) Teachers' ability to inspire students ----- | ① | ② | ③ | ④ | ⑤ |
| e) Parental involvement in school activities ----- | ① | ② | ③ | ④ | ⑤ |
| f) Parental commitment to ensure that students are ready to learn ----- | ① | ② | ③ | ④ | ⑤ |
| g) Parental expectations for student achievement ----- | ① | ② | ③ | ④ | ⑤ |
| h) Parental support for student achievement ----- | ① | ② | ③ | ④ | ⑤ |
| i) Students' desire to do well in school ----- | ① | ② | ③ | ④ | ⑤ |
| j) Students' ability to reach school's academic goals ----- | ① | ② | ③ | ④ | ⑤ |
| k) Students' respect for classmates who excel academically ----- | ① | ② | ③ | ④ | ⑤ |
| l) Collaboration between school leadership (including master teachers) and teachers to plan instruction ----- | ① | ② | ③ | ④ | ⑤ |

8

Thinking about your current school, indicate the extent to which you agree or disagree with each of the following statements.

Fill in only **one** circle for each row.

- | | Agree a lot | Agree a little | Disagree a little | Disagree a lot |
|---|-------------|----------------|-------------------|----------------|
| a) This school is located in a safe neighborhood ----- | ① | ② | ③ | ④ |
| b) I feel safe at this school ----- | ① | ② | ③ | ④ |
| c) This school's security policies and practices are sufficient ----- | ① | ② | ③ | ④ |
| d) The students behave in an orderly manner ----- | ① | ② | ③ | ④ |
| e) The students are respectful of the teachers ----- | ① | ② | ③ | ④ |
| f) The students respect school property ----- | ① | ② | ③ | ④ |
| g) This school has clear rules about student conduct ----- | ① | ② | ③ | ④ |
| h) This school's rules are enforced in a fair and consistent manner ----- | ① | ② | ③ | ④ |

9

How often do you feel the following way about being a teacher?

Fill in only **one** circle for each row.

	Very often	Often	Sometimes	Never or almost never
a) I am content with my profession as a teacher -----	①	②	③	④
b) I find my work full of meaning and purpose -----	①	②	③	④
c) I am enthusiastic about my job -----	①	②	③	④
d) My work inspires me -----	①	②	③	④
e) I am proud of the work I do -----	①	②	③	④

10

Indicate the extent to which you agree or disagree with each of the following statements.

Fill in only **one** circle for each row.

	Agree a lot	Agree a little	Disagree a little	Disagree a lot
a) There are too many students in the classes -----	①	②	③	④
b) I have too much material to cover in class -----	①	②	③	④
c) I have too many teaching hours -----	①	②	③	④
d) I need more time to prepare for class -----	①	②	③	④
e) I need more time to assist individual students -----	①	②	③	④
f) I feel too much pressure from parents -----	①	②	③	④
g) I have difficulty keeping up with all of the changes to the curriculum -----	①	②	③	④
h) I have too many administrative tasks -----	①	②	③	④

About Teaching the TIMSS Class

Questions 11 - 14 ask about instruction for the eighth-grade students in the TIMSS class.

11

How many students are in this class?

_____ students
Write in the number.

12

How many eighth-grade students experience difficulties understanding spoken English?

_____ students in this class
Write in the number.

13

How often do you do the following in teaching this class?

Fill in only **one** circle for each row.

Every or almost every lesson

About half the lessons

Some lessons

Never

- a) Relate the lesson to students' daily lives ----- (1) — (2) — (3) — (4)
- b) Ask students to explain their answers ----- (1) — (2) — (3) — (4)
- c) Ask students to complete challenging exercises that require them to go beyond the instruction ----- (1) — (2) — (3) — (4)
- d) Encourage classroom discussions among students ----- (1) — (2) — (3) — (4)
- e) Link new content to students' prior knowledge ---- (1) — (2) — (3) — (4)
- f) Ask students to decide their own problem solving procedures ----- (1) — (2) — (3) — (4)
- g) Encourage students to express their ideas in class ---- (1) — (2) — (3) — (4)

14

In your view, to what extent do the following limit how you teach this class?

Fill in only **one** circle for each row.

Not at all

Some

A lot

- a) Students lacking prerequisite knowledge or skills ----- (1) — (2) — (3)
- b) Students suffering from lack of basic nutrition ----- (1) — (2) — (3)
- c) Students suffering from not enough sleep ----- (1) — (2) — (3)
- d) Students absent from class ---- (1) — (2) — (3)
- e) Disruptive students ----- (1) — (2) — (3)
- f) Uninterested students ----- (1) — (2) — (3)
- g) Students with mental, emotional, or psychological impairment ----- (1) — (2) — (3)
- h) Students with difficulties understanding the language of instruction ----- (1) — (2) — (3)

Questions 15 - 17 ask about science instruction for the eighth-grade students in the TIMSS class.

15

In a typical week, how much time do you spend teaching science to the students in this class?

_____ minutes per week
Write in the number of minutes per week.
Please convert the number of hours into minutes.

16

In teaching science to the students in this class, how often do you ask them to do the following?

Fill in only **one** circle for each row.

	Every or almost every lesson	About half the lessons	Some lessons	Never
a) Listen to me explain new science content -----	(1)	(2)	(3)	(4)
b) Observe natural phenomena and describe what they see ---	(1)	(2)	(3)	(4)
c) Watch me demonstrate an experiment or investigation -----	(1)	(2)	(3)	(4)
d) Design or plan experiments or investigations -----	(1)	(2)	(3)	(4)
e) Conduct experiments or investigations -----	(1)	(2)	(3)	(4)
f) Present data from experiments or investigations -----	(1)	(2)	(3)	(4)
g) Interpret data from experiments or investigations -----	(1)	(2)	(3)	(4)
h) Use evidence from experiments or investigations to support conclusions -----	(1)	(2)	(3)	(4)
i) Read their textbooks or other resource materials -----	(1)	(2)	(3)	(4)
j) Have students memorize facts and principles -----	(1)	(2)	(3)	(4)
k) Use scientific formulas and laws to solve routine problems -----	(1)	(2)	(3)	(4)
l) Do field work outside of class--	(1)	(2)	(3)	(4)
m) Work in mixed ability groups --	(1)	(2)	(3)	(4)
n) Work in same ability groups ---	(1)	(2)	(3)	(4)

17

Which best describes the science course you are teaching to the class with the TIMSS students?

Fill in **one** circle only.

- a) General science (several content areas of science taught separately) ----- ①
- b) Integrated science (several content areas of science combined and taught together throughout the year) ----- ②
- c) Life science (e.g., biology, ecosystems, human health) ----- ③
- d) Physical science (e.g., physics or chemistry) ----- ④
- e) Earth science (e.g., geology, Earth and the solar system, fossils) ----- ⑤

Question 18 asks about computer use for teaching science to the eighth-grade students in the TIMSS class.

18

A. Do the students in this class have computers (including tablets) available to use during their science lessons?

Fill in **one** circle only.

Yes -- ①

No -- ②

(If No, go to question 19)

If Yes,

B. What access do the students have to computers?

Fill in only **one** circle for each row.

- | | Yes | No |
|--|-----|----|
| a) Each student has a computer ----- | ① | ② |
| b) The class has computers that students can share ----- | ① | ② |
| c) The school has computers that the class can use sometimes ----- | ① | ② |

C. How often do you do activities on computers during science lessons to support learning for:

Fill in only **one** circle for each row.

- | | Every or almost every day | Once or twice a week | Once or twice a month | Never or almost never |
|--------------------------------------|---------------------------|----------------------|-----------------------|-----------------------|
| a) Whole class ----- | ① | ② | ③ | ④ |
| b) Low-performing students ----- | ① | ② | ③ | ④ |
| c) High-performing students ----- | ① | ② | ③ | ④ |
| d) Students with special needs ----- | ① | ② | ③ | ④ |

Science Topics Taught to the TIMSS Class

Question 19 asks about the topics taught and the content covered in teaching science to the eighth-grade students in the TIMSS class.

19

The following list includes the main topics addressed by the TIMSS science test. Choose the response that best describes when the students in this class have been taught each topic. If a topic was in the curriculum before the eighth grade, please choose “Mostly taught before this year.” If a topic was taught half this year but not yet completed, please choose “Mostly taught this year.” If a topic is not in the curriculum, please choose “Not yet taught or just introduced.”

Fill in only **one** circle for each row.

Mostly taught before this year
Mostly taught this year
Not yet taught or just introduced

A. Biology

- | | | | |
|--|---|---|---|
| a) Differences among major taxonomic groups of organisms (plants, animals, fungi, mammals, birds, reptiles, fish, amphibians, insects) ----- | ① | ② | ③ |
| b) Major organs and organ systems in humans and other organisms (structure/function, life processes)----- | ① | ② | ③ |
| c) Cells, their structure and functions, including respiration and photosynthesis as cellular processes----- | ① | ② | ③ |
| d) Life cycles, sexual reproduction, and heredity (inherited versus acquired/learned characteristics) ----- | ① | ② | ③ |
| e) Role of variation and adaptation in survival/extinction of species (including fossil evidence) ----- | ① | ② | ③ |
| f) Interdependence of populations of organisms in an ecosystem (e.g., carbon and water cycles, energy flow, food webs, competition, predation, human impacts on ecosystems) ----- | ① | ② | ③ |
| g) Human health (e.g., causes, transmission, and prevention of common infectious diseases, immunity) and the importance of diet, exercise, and other lifestyle choices in maintaining health ----- | ① | ② | ③ |

B. Chemistry

- | | | | |
|--|---|---|---|
| a) Particulate structure, classification, and composition of matter (protons, neutrons, electrons, atoms, molecules, elements, compounds, mixtures) ----- | ① | ② | ③ |
| b) The periodic table as an organizing principle for the known elements----- | ① | ② | ③ |
| c) Physical and chemical properties of matter----- | ① | ② | ③ |
| d) Mixtures and solutions (e.g., solvent, solute, concentration/dilution) ----- | ① | ② | ③ |
| e) Properties of common acids and bases (e.g., acids have pH less than 7, reactions with indicators produce color changes, acids and bases neutralize each other)----- | ① | ② | ③ |
| f) Characteristics of chemical reactions (e.g., transformation of reactants, evidence of chemical change) ----- | ① | ② | ③ |
| g) Matter and energy in chemical reactions (conservation of matter, familiar exothermic and endothermic reactions, factors affecting reaction rates) ----- | ① | ② | ③ |
| h) The role of electrons in chemical bonds ----- | ① | ② | ③ |

Choose the response that best describes when the students in this class have been taught each topic. If a topic was in the curriculum before the eighth grade, please choose "Mostly taught before this year." If a topic was taught half this year but not yet completed, please choose "Mostly taught this year." If a topic is not in the curriculum, please choose "Not yet taught or just introduced."

Fill in only **one** circle for each row.

Mostly taught before this year
Mostly taught this year
Not yet taught or just introduced

C. Physics

- a) Physical states and changes in matter (explanations of properties in terms of movement and distance between particles; phase change, changes in volume and/or pressure, physical changes) ----- ① — ② — ③
- b) Energy transformation and transfer (e.g., forms of energy, energy conservation, heat temperature, equilibrium) ----- ① — ② — ③
- c) Basic properties/behaviors of light (reflection, refraction, color, shadows, simple ray diagrams) ----- ① — ② — ③
- d) Basic properties/behaviors of sound (vibrations that produce sound, transmission through media, loudness, pitch) ----- ① — ② — ③
- e) Electric circuits (e.g., electrical conductors/insulators and the flow of electricity in series/parallel circuits) ----- ① — ② — ③
- f) Properties and uses of permanent magnets and electromagnets ----- ① — ② — ③
- g) Motion and forces (e.g., basic description of motion, common mechanical forces, properties of forces, effects of forces, simple machines, buoyancy, effects of density and pressure) ----- ① — ② — ③

D. Earth Science

- a) Earth's structure and physical features (e.g., Earth's crust, mantle, and core; composition and relative distribution of water; composition of Earth's atmosphere) ----- ① — ② — ③
- b) Earth's processes, cycles, and history (e.g., rock cycle, major geological events, formation of fossils and fossil fuels, water cycle, weather versus climate) ----- ① — ② — ③
- c) Earth's resources, their use, and conservation (e.g., renewable/nonrenewable resources, human use of land and water resources) ----- ① — ② — ③
- d) Earth in the Solar System and the universe (phenomena on Earth: seasons, eclipses, tides, phases of moon; members of the Solar System; physical features of Earth) ----- ① — ② — ③


Science Homework for the TIMSS Class

Question 20 asks about science homework for the eighth-grade students in the TIMSS class.

20

A. How often do you usually assign science homework to the students in this class?

Fill in **one** circle only.

I do not assign science homework --- (1) 
(Go to question 21)

Less than once a week --- (2)

1 or 2 times a week --- (3)

3 or 4 times a week --- (4)

Every day --- (5)

B. When you assign science homework to the students in this class, about how many minutes do you usually assign? (Consider the time it would take an average student in your class.)

Fill in **one** circle only.

15 minutes or less --- (1)

16–30 minutes --- (2)

31–60 minutes --- (3)

61–90 minutes --- (4)

More than 90 minutes --- (5)

C. How often do you do the following with the science homework assignments for this class?

Fill in only **one** circle for each row.

Always or almost always

Sometimes

Never or almost never

a) Correct assignments and give feedback to students ----- (1) — (2) — (3)

b) Have students correct their own homework ----- (1) — (2) — (3)

c) Discuss the homework in class ----- (1) — (2) — (3)

d) Monitor whether or not the homework was completed ----- (1) — (2) — (3)

e) Use the homework to contribute towards students' grades or marks ----- (1) — (2) — (3)

Science Assessment of the TIMSS Class

Questions 21 - 22 ask about science assessment for the eighth-grade students in the TIMSS class.

21

How much importance do you place on the following assessment strategies in science?

Fill in only **one** circle for each row.

A Lot

Some

None

a) Observing students as they work ----- (1) — (2) — (3)

b) Asking students to answer questions during class ----- (1) — (2) — (3)

c) Short, regular written assessments ----- (1) — (2) — (3)

d) Longer tests (e.g., unit tests or exams) ----- (1) — (2) — (3)

e) Long-term projects ----- (1) — (2) — (3)

22

About how often do eighth-grade students in this class take science tests on computers or tablets?

Fill in **one** circle only.

More than once a month --- (1)

Once a month --- (2)

Twice a year -- (3)

Once a year --- (4)

Never -- (5)

23

A. In the past two years, have you participated in professional development in any of the following?

Fill in **one** circle for each row.

	Yes		No	
a) Science content-----	①	②	①	②
b) Science pedagogy/ instruction-----	①	②	①	②
c) Science curriculum-----	①	②	①	②
d) Integrating technology into science instruction ---	①	②	①	②
e) Improving students' critical thinking or inquiry skills-----	①	②	①	②
f) Science assessment-----	①	②	①	②
g) Addressing individual students' needs-----	①	②	①	②

24

In the past two years, how many hours in total have you spent in formal in-service/professional development (e.g., workshops, seminars) for science?

Fill in **one** circle only.

- None--- ①
 Less than 6 hours--- ②
 6–15 hours--- ③
 16–35 hours--- ④
 More than 35 hours--- ⑤

Thank You

Thank you for the thought, time, and effort you have put into completing this questionnaire.

THIS PAGE LEFT BLANK ON PURPOSE

THIS PAGE LEFT BLANK ON PURPOSE



BOSTON
COLLEGE

timss.bc.edu

Grade 8



© IEA, 2018

International Association
for the Evaluation of
Educational Achievement



IEA

TIMSS

2019

Place Label Here

TRENDS IN INTERNATIONAL MATHEMATICS AND SCIENCE STUDY

Student Questionnaire

--	--	--	--	--	--	--	--

Student ID

--

Participation Status

Grade 4

National Center for Education Statistics

U.S. Department of Education

Potomac Center Plaza (PCP), 550 12th St., SW, 4th floor

Washington, DC 20202

USA

The National Center for Education Statistics (NCES), within the U.S. Department of Education, conducts TIMSS in the United States as authorized by the Education Sciences Reform Act of 2002 (ESRA 2002, 20 U.S.C., §9543). All of the information you provide may be used only for statistical purposes and may not be disclosed, or used, in identifiable form for any other purpose except as required by law (20 U.S.C., §9573 and 6 U.S.C. §151).

According to the Paperwork Reduction Act of 1995, no persons are required to respond to a collection of information unless such collection displays a valid OMB control number. The valid OMB control number for this voluntary information collection is 1850-0695. The time required to complete this information collection is estimated to average 30 minutes per student, including the time to review instructions and complete and review the information collection. If you have any comments or concerns regarding the accuracy of the time estimate(s), suggestions for improving the form, or questions about the status of your individual submission of this form, write directly to: Trends in International Mathematics and Science Study (TIMSS), National Center for Education Statistics, Potomac Center Plaza (PCP), 550 12th St., SW, 4th floor, Washington, DC 20202.

OMB No. 1850-0695, Approval Expires 01/31/2021.

© IEA, 2018

200300-001:321 Printed in the USA by Pearson ISD19884

TIMSS & PIRLS
International Study Center
Lynch School of Education
BOSTON COLLEGE

Directions

In this booklet, you will find questions about you and what you think. For each question, you should choose the answer you think is best.

Let us take a few minutes to practice the kinds of questions you will answer in this booklet.

Example 1 is one kind of question you will find in this booklet.

Example 1

Do you go to school?

Fill in **one** oval only.

Yes -- ①

No -- ②


Example 2 is another kind of question you will find in this booklet.

Example 2

How often do you do these things?

Fill in only **one** oval for each row.

	Every day or almost every day	Once or twice a week	Once or twice a month	Never or almost never
a) I talk with my friends	①	②	③	④
b) I play sports	①	②	③	④
c) I ride a skateboard	①	②	③	④



Example 3 is another kind of question you will find in this booklet.

Example 3

What do you think? Tell us how much you agree with these statements.

Fill in only **one** oval for each row.

	Agree a lot	Agree a little	Disagree a little	Disagree a lot
a) Watching movies is fun -----	①	②	③	④
b) I like eating ice cream -----	①	②	③	④
c) I do not like waking up early -----	①	②	③	④
d) I enjoy doing chores -----	①	②	③	④

- Read each question carefully, and pick the answer you think is best.
- Fill in the oval next to or under your answer.
- If you decide to change your answer, completely erase your first choice. Then, fill in the oval next to or under your new answer.
- Ask for help if you do not understand something or are not sure how to answer.

About You

1 _____

A. Are you a girl or a boy?

*Fill in **one** oval only.*

Girl -- ①

Boy -- ②

B. Are you Hispanic or Latino?

*Fill in **one** oval only.*

Yes, I am Hispanic or Latino -- ①

No, I am not Hispanic or Latino -- ②

C. Which of the following best describes you?

*Fill in ovals for **all** that apply.*

White -- ①

Black or African American -- ①

Asian -- ①

American Indian or Alaska Native -- ①

Native Hawaiian or other
Pacific Islander -- ①

2

When were you born?

Fill in the ovals next to the month and year you were born.

a) Month

January --- Ⓐ
February --- Ⓑ
March --- Ⓒ
April --- Ⓓ
May --- Ⓔ
June --- Ⓕ
July --- Ⓖ
August --- Ⓗ
September --- Ⓘ
October --- Ⓣ
November --- Ⓚ
December --- Ⓛ

b) Year

2006 --- ①
2007 --- ②
2008 --- ③
2009 --- ④
2010 --- ⑤
2011 --- ⑥
2012 --- ⑦
Other --- ⑧

3

A. How often do you speak English at home?

*Fill in **one** oval only.*

I always speak
English at home -- ① *If **Always**, please go to question 4* →

I almost always speak
English at home -- ②

I sometimes speak English
and sometimes speak
another language at home -- ③

I never speak
English at home -- ④

*If **Almost always, Sometimes, Never**,
please go to question 3B* ↴

B. What language do you speak at home (other than English)?

*Fill in **one** oval only.*

Spanish -- ①

Other -- ② Please specify _____

4

About how many books are there in your home? (Do not count magazines, newspapers, or your school books.)

Fill in **one** oval only.

None or very few (0–10 books) -- ①

This shows 10 books



Enough to fill one shelf (11–25 books) -- ②

This shows 25 books




Enough to fill one bookcase
(26–100 books) -- ③

This shows 100 books





Enough to fill two bookcases
(101–200 books) -- ④

This shows 200 books



Enough to fill three or more bookcases
(more than 200) -- ⑤

This shows more than 200 books



5

Do you have any of these things at your home?

Fill in only **one** oval for each row.

	Yes ↓	No ↓
a) A computer or tablet	①	②
b) Study desk/table for your use	①	②
c) Your own room	①	②
d) Internet connection	①	②
e) Your own cell phone	①	②
f) A gaming system (e.g., PlayStation, Wii, Xbox)	①	②
g) VCR, DVD, or Blu-ray player	①	②

The following question is about your Parent/Guardian A and Parent/Guardian B. If you have only one parent/guardian, answer for Parent/Guardian A. If you have two parents/guardians, choose one for Parent/Guardian A and the other for Parent/Guardian B.

6

Were your parents/guardians born in the United States (“United States” includes the 50 states, its territories, the District of Columbia, and U.S. military bases abroad.)

A. Parent/Guardian A

*Fill in **one** oval only.*

Yes -- ①

No -- ②

I don’t know -- ③

Not applicable -- ④

B. Parent/Guardian B

*Fill in **one** oval only.*

Yes -- ①

No -- ②

I don’t know -- ③

Not applicable -- ④

7

Were you born in the United States?

*Fill in **one** oval only.*

Yes -- ①

No -- ②

8

The following questions ask about activities you do outside of school.

Fill in only **one** oval for each row.

- | | Yes | No |
|---|--------|--------|
| a) Do you play on a sports team outside of school? | ↓
① | ↓
② |
| b) Do you often play a musical instrument outside of school? | ① | ② |
| c) Are you studying something in a class outside of school? | ① | ② |
| d) Do you belong to a club outside of school (like Boy/Girl Scouts, 4-H, or Boys and Girls Club)? | ① | ② |

9

Are you preparing for or have you participated in a science club, a science fair, or a science competition?

Fill in **one** oval only.

Yes -- ①

No -- ②

10

Have you ever repeated a grade in elementary school?

Fill in **one** oval only.

Yes -- ①

No -- ②

11

A. About how often are you absent from school?

Fill in **one** oval only.

- Once a week -- ①
- Once every two weeks -- ②
- Once a month -- ③
- Once every two months -- ④
- Never or almost never -- ⑤

B. How many days were you absent from school in the last month?

Fill in **one** oval only.

- None -- ①
- 1 or 2 days -- ②
- 3 or 4 days -- ③
- 5 to 10 days -- ④
- More than 10 days -- ⑤

12

How often do you feel this way when you arrive at school?

Fill in only **one** oval for each row.

- | | Every
day
↓ | Almost
every day
↓ | Sometimes
↓ | Never
↓ |
|------------------------|-------------------|--------------------------|----------------|------------|
| a) I feel tired ----- | ① | ② | ③ | ④ |
| b) I feel hungry ----- | ① | ② | ③ | ④ |

Your School

13

What do you think about your school? Tell how much you agree with these statements.

*Fill in only **one** oval for each row.*

	Agree a lot ↓	Agree a little ↓	Disagree a little ↓	Disagree a lot ↓
a) I like being in school -----	① ———	② ———	③ ———	④
b) I feel safe when I am at school -----	① ———	② ———	③ ———	④
c) I feel like I belong at this school ---	① ———	② ———	③ ———	④
d) Teachers at my school are fair to me -----	① ———	② ———	③ ———	④
e) I am proud to go to this school -----	① ———	② ———	③ ———	④

14

During this school year, how often have other students from your school done any of the following things to you, including through texting or the Internet?

Fill in only **one** oval for each row.

	At least once a week	Once or twice a month	A few times a year	Never
a) Made fun of me or called me names	①	②	③	④
b) Left me out of their games or activities	①	②	③	④
c) Spread lies about me	①	②	③	④
d) Stole something from me	①	②	③	④
e) Damaged something of mine on purpose	①	②	③	④
f) Hit or hurt me (e.g., shoving, hitting, kicking)	①	②	③	④
g) Made me do things I didn't want to do	①	②	③	④
h) Sent me nasty or hurtful messages online	①	②	③	④
i) Shared nasty or hurtful things about me online	①	②	③	④
j) Shared embarrassing photos of me online	①	②	③	④
k) Threatened me	①	②	③	④

Mathematics in School

15

In mathematics lessons, how often do you work problems on your own?

*Fill in **one** oval only.*

Every or almost every lesson-- ①

About half the lessons-- ②

Some lessons-- ③

Never-- ④

16

How much do you agree with these statements about learning mathematics?

Fill in only **one** oval for each row.

	Agree a lot	Agree a little	Disagree a little	Disagree a lot
	↓	↓	↓	↓
a) I enjoy learning mathematics -----	①	②	③	④
b) I wish I did not have to study mathematics -----	①	②	③	④
c) Mathematics is boring -----	①	②	③	④
d) I learn many interesting things in mathematics -----	①	②	③	④
e) I like mathematics -----	①	②	③	④
f) I like any schoolwork that involves numbers -----	①	②	③	④
g) I like to solve mathematics problems -----	①	②	③	④
h) I look forward to mathematics lessons -----	①	②	③	④
i) Mathematics is one of my favorite subjects -----	①	②	③	④

How much do you agree with these statements
about your mathematics lessons?

Fill in only **one** oval for each row.

- | | Agree
a lot | Agree
a little | Disagree
a little | Disagree
a lot |
|--|----------------|-------------------|----------------------|-------------------|
| a) I know what my teacher expects
me to do | ① | ② | ③ | ④ |
| b) My teacher is easy to understand -- | ① | ② | ③ | ④ |
| c) My teacher has clear answers to
my questions | ① | ② | ③ | ④ |
| d) My teacher is good at explaining
mathematics | ① | ② | ③ | ④ |
| e) My teacher does a variety of
things to help us learn | ① | ② | ③ | ④ |
| f) My teacher explains a topic again
when we don't understand | ① | ② | ③ | ④ |

18

How often do these things happen in your mathematics lessons?

*Fill in only **one** oval for each row.*

	Every or almost every lesson	About half the lessons	Some lessons	Never
a) Students don't listen to what the teacher says -----	↓ ①	↓ ②	↓ ③	↓ ④
b) There is disruptive noise -----	①	②	③	④
c) It is too disorderly for students to work well -----	①	②	③	④
d) My teacher has to wait a long time for students to quiet down -----	①	②	③	④
e) Students interrupt the teacher -----	①	②	③	④
f) My teacher has to keep telling us to follow the classroom rules -----	①	②	③	④

How much do you agree with these statements about mathematics?

Fill in only **one** oval for each row.

- | | Agree
a lot | Agree
a little | Disagree
a little | Disagree
a lot |
|--|----------------|-------------------|----------------------|-------------------|
| | ↓ | ↓ | ↓ | ↓ |
| a) I usually do well in mathematics --- | ① | ② | ③ | ④ |
| b) Mathematics is harder for me
than for many of my classmates ---- | ① | ② | ③ | ④ |
| c) I am just not good at mathematics | ① | ② | ③ | ④ |
| d) I learn things quickly
in mathematics ----- | ① | ② | ③ | ④ |
| e) Mathematics makes me nervous --- | ① | ② | ③ | ④ |
| f) I am good at working out difficult
mathematics problems ----- | ① | ② | ③ | ④ |
| g) My teacher tells me I am good
at mathematics ----- | ① | ② | ③ | ④ |
| h) Mathematics is harder for me
than any other subject ----- | ① | ② | ③ | ④ |
| i) Mathematics makes me confused -- | ① | ② | ③ | ④ |

Science in School

20

In science lessons, how often does your teacher ask you to conduct science experiments?

*Fill in **one** oval only.*

At least once a week -- ①

Once or twice a month -- ②

A few times a year -- ③

Never -- ④

How much do you agree with these statements about learning science?

*Fill in only **one** oval for each row.*

	Agree a lot	Agree a little	Disagree a little	Disagree a lot
a) I enjoy learning science	<input type="radio"/> ①	<input type="radio"/> ②	<input type="radio"/> ③	<input type="radio"/> ④
b) I wish I did not have to study science	<input type="radio"/> ①	<input type="radio"/> ②	<input type="radio"/> ③	<input type="radio"/> ④
c) Science is boring	<input type="radio"/> ①	<input type="radio"/> ②	<input type="radio"/> ③	<input type="radio"/> ④
d) I learn many interesting things in science	<input type="radio"/> ①	<input type="radio"/> ②	<input type="radio"/> ③	<input type="radio"/> ④
e) I like science	<input type="radio"/> ①	<input type="radio"/> ②	<input type="radio"/> ③	<input type="radio"/> ④
f) I look forward to learning science in school	<input type="radio"/> ①	<input type="radio"/> ②	<input type="radio"/> ③	<input type="radio"/> ④
g) Science teaches me how things in the world work	<input type="radio"/> ①	<input type="radio"/> ②	<input type="radio"/> ③	<input type="radio"/> ④
h) I like to do science experiments ----	<input type="radio"/> ①	<input type="radio"/> ②	<input type="radio"/> ③	<input type="radio"/> ④
i) Science is one of my favorite subjects	<input type="radio"/> ①	<input type="radio"/> ②	<input type="radio"/> ③	<input type="radio"/> ④

22

How much do you agree with these statements
about your science lessons?

Fill in only **one** oval for each row.

	Agree a lot	Agree a little	Disagree a little	Disagree a lot
a) I know what my teacher expects me to do -----	①	②	③	④
b) My teacher is easy to understand --	①	②	③	④
c) My teacher has clear answers to my questions -----	①	②	③	④
d) My teacher is good at explaining science -----	①	②	③	④
e) My teacher does a variety of things to help us learn -----	①	②	③	④
f) My teacher explains a topic again when we don't understand -----	①	②	③	④

How much do you agree with these statements about science?

*Fill in only **one** oval for each row.*

	Agree a lot	Agree a little	Disagree a little	Disagree a lot
	↓	↓	↓	↓
a) I usually do well in science -----	①	②	③	④
b) Science is harder for me than for many of my classmates ----	①	②	③	④
c) I am just not good at science -----	①	②	③	④
d) I learn things quickly in science -----	①	②	③	④
e) My teacher tells me I am good at science -----	①	②	③	④
f) Science is harder for me than any other subject -----	①	②	③	④
g) Science makes me confused -----	①	②	③	④

24

How hard was this test compared to most other tests you have taken this year in school?

*Fill in **one** oval only.*

Easier than other tests -- ①

About as hard as other tests -- ②

Harder than other tests -- ③

Much harder than other tests -- ④

25

How hard did you try on this test compared to how hard you tried on most other tests you have taken this year in school?

*Fill in **one** oval only.*

Not as hard as on other tests -- ①

About as hard as on other tests -- ②

Harder than on other tests -- ③

Much harder than on other tests -- ④

26

How important was it to you to do well on this test?

*Fill in **one** oval only.*

Not very important -- ①

Somewhat important -- ②

Important -- ③

Very important -- ④



Thank You!

Thank you for filling out the questionnaire!

THIS PAGE LEFT BLANK ON PURPOSE

THIS PAGE LEFT BLANK ON PURPOSE

THIS PAGE LEFT BLANK ON PURPOSE



BOSTON
COLLEGE

timss.bc.edu

Grade 4



© IEA, 2018
International Association
for the Evaluation of
Educational Achievement



Place Label Here

TRENDS IN INTERNATIONAL MATHEMATICS AND SCIENCE STUDY

Student ID

Participation Status

Student Questionnaire

Grade 8

National Center for Education Statistics
U.S. Department of Education
Potomac Center Plaza (PCP), 550 12th St., SW, 4th floor
Washington, DC 20202
USA

The National Center for Education Statistics (NCES), within the U.S. Department of Education, conducts TIMSS in the United States as authorized by the Education Sciences Reform Act of 2002 (ESRA 2002, 20 U.S.C., §9543). All of the information you provide may be used only for statistical purposes and may not be disclosed, or used, in identifiable form for any other purpose except as required by law (20 U.S.C., §9573 and 6 U.S.C. §151).

According to the Paperwork Reduction Act of 1995, no persons are required to respond to a collection of information unless such collection displays a valid OMB control number. The valid OMB control number for this voluntary information collection is 1850-0695. The time required to complete this information collection is estimated to average 30 minutes per student, including the time to review instructions and complete and review the information collection. If you have any comments or concerns regarding the accuracy of the time estimate(s), suggestions for improving the form, or questions about the status of your individual submission of this form, write directly to: Trends in International Mathematics and Science Study (TIMSS), National Center for Education Statistics, Potomac Center Plaza (PCP), 550 12th St., SW, 4th floor, Washington, DC 20202.

OMB No. 1850-0695, Approval Expires 01/31/2021.

© IEA, 2018
200301-001:321 Printed in the USA by Pearson ISD19885

TIMSS & PIRLS
International Study Center
Lynch School of Education
BOSTON COLLEGE

Directions

In this booklet, you will find questions about yourself. Some questions ask for facts while other questions ask for your opinion.

Each question is followed by a number of answers. Fill in the oval next to or under the answer of your choice as shown in Examples 1, 2, and 3.

Example 1

Do you go to school?

Fill in **one** oval only.

Yes -- ☒

No -- ☐

Example 2

How often do you do these things?

Fill in only **one** oval for each row.

	Every day or almost every day	Once or twice a week	Once or twice a month	Never or almost never
a) I talk with my friends	<input checked="" type="radio"/>	<input type="radio"/>	<input type="radio"/>	<input type="radio"/>
b) I play sports	<input type="radio"/>	<input checked="" type="radio"/>	<input type="radio"/>	<input type="radio"/>
c) I ride a skateboard	<input type="radio"/>	<input type="radio"/>	<input checked="" type="radio"/>	<input type="radio"/>

Example 3

What do you think? Tell how much you agree with these statements.

*Fill in only **one** oval for each row.*

	Agree a lot	Agree a little	Disagree a little	Disagree a lot
a) Watching movies is fun	<input type="radio"/> ①	<input checked="" type="radio"/> ②	<input type="radio"/> ③	<input type="radio"/> ④
b) I like eating ice cream	<input checked="" type="radio"/> ①	<input type="radio"/> ②	<input type="radio"/> ③	<input type="radio"/> ④
c) I do not like waking up early	<input type="radio"/> ①	<input type="radio"/> ②	<input checked="" type="radio"/> ③	<input type="radio"/> ④
d) I enjoy doing chores	<input type="radio"/> ①	<input type="radio"/> ②	<input type="radio"/> ③	<input checked="" type="radio"/> ④

- Read each question carefully, and pick the answer you think is best.
- Fill in the oval next to or under your answer.
- If you decide to change your answer, completely erase your first choice. Then, fill in the oval next to or under your new answer.
- Ask for help if you do not understand something or are not sure how to answer.

About You

1 _____

A. Are you a girl or a boy?

*Fill in **one** oval only.*

Girl -- ①

Boy -- ②

B. Are you Hispanic or Latino?

*Fill in **one** oval only.*

Yes, I am Hispanic or Latino -- ①

No, I am not Hispanic or Latino -- ②

C. Which of the following best describes you?

*Fill in oval(s) for **all** that apply.*

White -- ①

Black or African American -- ①

Asian -- ①

American Indian or Alaska Native -- ①

Native Hawaiian or other
Pacific Islander -- ①

2

When were you born?

Fill in the ovals next to the month and year you were born.

a) Month

January --- Ⓐ
February --- Ⓑ
March --- Ⓒ
April --- Ⓓ
May --- Ⓔ
June --- Ⓕ
July --- Ⓖ
August --- Ⓗ
September --- Ⓘ
October --- Ⓣ
November --- Ⓚ
December --- Ⓛ

b) Year

2001 --- ①
2002 --- ②
2003 --- ③
2004 --- ④
2005 --- ⑤
2006 --- ⑥
2007 --- ⑦
2008 --- ⑧
2009 --- ⑨
Other --- ⑩

3

A. How often do you speak English at home?

*Fill in **one** oval only.*

Always -- ① *If **Always**, please go to question 4* →

Almost always -- ②

Sometimes -- ③

Never -- ④

*If **Almost always**, **Sometimes**, **Never**,
please go to question 3B* ↓

B. What language do you speak at home (other than English)?

*Fill in **one** oval only.*

Spanish -- ①

Other -- ② Please specify _____

4

About how many books are there in your home? (Do not count magazines, newspapers, or your school books.)

*Fill in **one** oval only.*

None or very few
(0–10 books) -- ①

Enough to fill one shelf
(11–25 books) -- ②

Enough to fill one bookcase
(26–100 books) -- ③

Enough to fill two bookcases
(101–200 books) -- ④

Enough to fill three or more bookcases
(more than 200) -- ⑤

5

Do you have any of these things at your home?

*Fill in only **one** oval for each row.*

- | | Yes
↓ | No
↓ |
|--|----------|---------|
| a) A computer or tablet | ① | ② |
| b) Study desk/table for your use | ① | ② |
| c) Your own room | ① | ② |
| d) Internet connection | ① | ② |
| e) Your own cell phone | ① | ② |
| f) A gaming system (e.g., PlayStation,
Wii, Xbox) | ① | ② |
| g) VCR, DVD, or Blu-ray player | ① | ② |

The following questions are about your Parent/Guardian A and Parent/Guardian B. If you have only one parent/guardian, answer for Parent/Guardian A. If you have two parents/guardians, choose one for Parent/Guardian A and the other for Parent/Guardian B.

6

What is the highest level of education completed by your parents/guardians?

A. Parent/Guardian A

*Fill in **one** oval only.*

Less than high school -- ①

Some high school -- ②

High school graduate -- ③

Associate's degree (2-year college program) -- ④

Bachelor's degree (4-year college program) -- ⑤

Master's degree or professional degree (MD, DDS, lawyer, minister) -- ⑥

Doctorate (Ph.D., or Ed.D.) -- ⑦

I don't know -- ⑧

Not applicable -- ⑨

(continued)

What is the highest level of education completed by your parents/guardians?

B. Parent/Guardian B

*Fill in **one** oval only.*

- Less than high school -- ①
- Some high school -- ②
- High school graduate -- ③
- Associate's degree (2-year college program) -- ④
- Bachelor's degree (4-year college program) -- ⑤
- Master's degree or professional
degree (MD, DDS, lawyer, minister) -- ⑥
- Doctorate (Ph.D., or Ed.D.) -- ⑦
- I don't know -- ⑧
- Not applicable -- ⑨

7

How far in your education do you expect to go?

*Fill in **one** oval only.*

Finish middle school -- ①

Finish high school -- ②

Finish Associate's degree
(2-year college program) -- ③

Finish Bachelor's degree
(4-year college program) -- ④

Finish Master's degree or
professional degree (MD,
DDS, lawyer, minister) -- ⑤

Finish Doctorate (Ph.D., Ed.D.) -- ⑥

8

Were your parents/guardians born in the United States? ("United States" includes the 50 states, its territories, the District of Columbia, and U.S. military bases abroad.)

A. Parent/Guardian A

*Fill in **one** oval only.*

Yes -- ①

No -- ②

I don't know -- ③

Not applicable -- ④

B. Parent/Guardian B

*Fill in **one** oval only.*

Yes -- ①

No -- ②

I don't know -- ③

Not applicable -- ④

9

A. Were you born in the United States?

*Fill in **one** oval only.*

Yes -- ①

(If Yes, go to question 10)

No -- ②

If No,

B. If you were not born in the United States, how old were you when you came to the United States?

*Fill in **one** oval only.*

Older than 10 years old -- ①

5 to 10 years old -- ②

Younger than 5 years old -- ③

10

The following questions ask about activities you do outside of school.

Fill in only **one** oval for each row.

- | | Yes
↓ | No
↓ |
|---|----------|---------|
| a) Do you play on a sports team outside of school? ----- | ① | ② |
| b) Do you often play a musical instrument outside of school? ----- | ① | ② |
| c) Are you studying something in a class outside of school? ----- | ① | ② |
| d) Do you belong to a club outside of school (like Boy/Girl Scouts, 4-H, or Boys and Girls Club)? ----- | ① | ② |

11

In this school year, are you preparing for or have you participated in any of the following activities?

Fill in only **one** oval for each row.

- | | Yes
↓ | No
↓ |
|------------------------------|----------|---------|
| a) Science fair ----- | ① | ② |
| b) Science club ----- | ① | ② |
| c) Science competition ----- | ① | ② |

12

A. About how often are you absent from school?

Fill in **one** oval only.

- Once a week -- ①
- Once every two weeks -- ②
- Once a month -- ③
- Once every two months -- ④
- Never or almost never -- ⑤

B. How many days were you absent from school in the last month?

Fill in **one** oval only.

- None -- ①
- 1 or 2 days -- ②
- 3 or 4 days -- ③
- 5 to 10 days -- ④
- More than 10 days -- ⑤

13

Have you ever repeated a grade?

Fill in only **one** oval for each row.

- | | Yes | No |
|--|-----|----|
| a) In elementary school | ① | ② |
| b) In middle or junior high school | ① | ② |

14

How often do you feel this way when you arrive at school?

Fill in only **one** oval for each row.

- | | Every
day
↓ | Almost
every day
↓ | Sometimes
↓ | Never
↓ |
|------------------------|-------------------|--------------------------|----------------|------------|
| a) I feel tired | ① | ② | ③ | ④ |
| b) I feel hungry | ① | ② | ③ | ④ |

15

Do you use the Internet to do any of the following tasks for schoolwork (including classroom tasks, homework, studying outside of class)?

Fill in only **one** oval for each row.

- | | Yes
↓ | No
↓ |
|--|----------|---------|
| a) Access the textbook or other course materials | ① | ② |
| b) Access assignments posted online by my teacher | ① | ② |
| c) Collaborate with classmates on assignments or projects | ① | ② |
| d) Communicate with the teacher | ① | ② |
| e) Find information, articles, or tutorials to aid in understanding mathematics or science | ① | ② |
| f) Access learning games or activities related to mathematics or science .. | ① | ② |

Your School

16

What do you think about your school? Tell how much you agree with these statements.

Fill in only **one** oval for each row.

	Agree a lot	Agree a little	Disagree a little	Disagree a lot
a) I like being in school	①	②	③	④
b) I feel safe when I am at school	①	②	③	④
c) I feel like I belong at this school	①	②	③	④
d) Teachers at my school are fair to me	①	②	③	④
e) I am proud to go to this school	①	②	③	④

During this school year, how often have other students from your school done any of the following things to you (including through texting or social media)?

*Fill in only **one** oval for each row.*

	At least once a week	Once or twice a month	A few times a year	Never
a) Said mean things about my physical appearance (e.g., my hair, my size) -----	①	②	③	④
b) Spread lies about me -----	①	②	③	④
c) Shared my secrets with others -----	①	②	③	④
d) Refused to talk to me -----	①	②	③	④
e) Insulted a member of my family ---	①	②	③	④
f) Stole something from me -----	①	②	③	④
g) Made me do things I didn't want to do -----	①	②	③	④
h) Sent me nasty or hurtful messages online -----	①	②	③	④
i) Shared nasty or hurtful things about me online -----	①	②	③	④
j) Shared embarrassing photos of me -----	①	②	③	④
k) Threatened me -----	①	②	③	④
l) Physically hurt me -----	①	②	③	④
m) Excluded me from their group (e.g., parties, messaging) -----	①	②	③	④
n) Damaged something of mine on purpose -----	①	②	③	④

Mathematics in School

18

In mathematics lessons, how often do you work problems on your own?

*Fill in **one** oval only.*

Every or almost every lesson-- ①

About half the lessons-- ②

Some lessons-- ③

Never-- ④

How much do you agree with these statements about learning mathematics?

Fill in only **one** oval for each row.

	Agree a lot	Agree a little	Disagree a little	Disagree a lot
a) I enjoy learning mathematics -----	<input type="radio"/> ①	<input type="radio"/> ②	<input type="radio"/> ③	<input type="radio"/> ④
b) I wish I did not have to study mathematics -----	<input type="radio"/> ①	<input type="radio"/> ②	<input type="radio"/> ③	<input type="radio"/> ④
c) Mathematics is boring -----	<input type="radio"/> ①	<input type="radio"/> ②	<input type="radio"/> ③	<input type="radio"/> ④
d) I learn many interesting things in mathematics -----	<input type="radio"/> ①	<input type="radio"/> ②	<input type="radio"/> ③	<input type="radio"/> ④
e) I like mathematics -----	<input type="radio"/> ①	<input type="radio"/> ②	<input type="radio"/> ③	<input type="radio"/> ④
f) I like any schoolwork that involves numbers -----	<input type="radio"/> ①	<input type="radio"/> ②	<input type="radio"/> ③	<input type="radio"/> ④
g) I like to solve mathematics problems -----	<input type="radio"/> ①	<input type="radio"/> ②	<input type="radio"/> ③	<input type="radio"/> ④
h) I look forward to mathematics class -----	<input type="radio"/> ①	<input type="radio"/> ②	<input type="radio"/> ③	<input type="radio"/> ④
i) Mathematics is one of my favorite subjects -----	<input type="radio"/> ①	<input type="radio"/> ②	<input type="radio"/> ③	<input type="radio"/> ④

20

How much do you agree with these statements about your mathematics lessons?

Fill in only **one** oval for each row.

	Agree a lot	Agree a little	Disagree a little	Disagree a lot
a) I know what my teacher expects me to do -----	↓ ①	↓ ②	↓ ③	↓ ④
b) My teacher is easy to understand --	①	②	③	④
c) My teacher has clear answers to my questions -----	①	②	③	④
d) My teacher is good at explaining mathematics -----	①	②	③	④
e) My teacher does a variety of things to help us learn -----	①	②	③	④
f) My teacher links new lessons to what I already know -----	①	②	③	④
g) My teacher explains a topic again when we don't understand -----	①	②	③	④

21

How often do these things happen in your mathematics lessons?

Fill in only **one** oval for each row.

	Every or almost every lesson	About half the lessons	Some lessons	Never
a) Students don't listen to what the teacher says	①	②	③	④
b) There is disruptive noise	①	②	③	④
c) It is too disorderly for students to work well	①	②	③	④
d) My teacher has to wait a long time for students to quiet down	①	②	③	④
e) Students interrupt the teacher	①	②	③	④
f) My teacher has to keep telling us to follow the classroom rules	①	②	③	④

22

How much do you agree with these statements about mathematics?

*Fill in only **one** oval for each row.*

	Agree a lot	Agree a little	Disagree a little	Disagree a lot
	↓	↓	↓	↓
a) I usually do well in mathematics ---	①	②	③	④
b) Mathematics is more difficult for me than for many of my classmates -----	①	②	③	④
c) Mathematics is not one of my strengths -----	①	②	③	④
d) I learn things quickly in mathematics -----	①	②	③	④
e) Mathematics makes me nervous -----	①	②	③	④
f) I am good at working out difficult mathematics problems -----	①	②	③	④
g) My teacher tells me I am good at mathematics -----	①	②	③	④
h) Mathematics is harder for me than any other subject -----	①	②	③	④
i) Mathematics makes me confused -----	①	②	③	④

23

How much do you agree with these statements about mathematics?

Fill in only **one** oval for each row.

	Agree a lot	Agree a little	Disagree a little	Disagree a lot
a) I think learning mathematics will help me in my daily life	<input type="radio"/> ①	<input type="radio"/> ②	<input type="radio"/> ③	<input type="radio"/> ④
b) I need mathematics to learn other school subjects	<input type="radio"/> ①	<input type="radio"/> ②	<input type="radio"/> ③	<input type="radio"/> ④
c) I need to do well in mathematics to get into the college or university of my choice	<input type="radio"/> ①	<input type="radio"/> ②	<input type="radio"/> ③	<input type="radio"/> ④
d) I need to do well in mathematics to get the job I want	<input type="radio"/> ①	<input type="radio"/> ②	<input type="radio"/> ③	<input type="radio"/> ④
e) I would like a job that involves using mathematics	<input type="radio"/> ①	<input type="radio"/> ②	<input type="radio"/> ③	<input type="radio"/> ④
f) It is important to learn about mathematics to get ahead in the world	<input type="radio"/> ①	<input type="radio"/> ②	<input type="radio"/> ③	<input type="radio"/> ④
g) Learning mathematics will give me more job opportunities when I am an adult	<input type="radio"/> ①	<input type="radio"/> ②	<input type="radio"/> ③	<input type="radio"/> ④
h) My parents think that it is important that I do well in mathematics	<input type="radio"/> ①	<input type="radio"/> ②	<input type="radio"/> ③	<input type="radio"/> ④
i) It is important to do well in mathematics	<input type="radio"/> ①	<input type="radio"/> ②	<input type="radio"/> ③	<input type="radio"/> ④

Science in School

24

In science lessons, how often does your teacher ask you to conduct science experiments?

*Fill in **one** oval only.*

- At least once a week -- ①
- Once or twice a month -- ②
- A few times a year -- ③
- Never -- ④

How much do you agree with these statements about learning science?

Fill in only **one** oval for each row.

	Agree a lot	Agree a little	Disagree a little	Disagree a lot
a) I enjoy learning science	<input type="radio"/> ①	<input type="radio"/> ②	<input type="radio"/> ③	<input type="radio"/> ④
b) I wish I did not have to study science	<input type="radio"/> ①	<input type="radio"/> ②	<input type="radio"/> ③	<input type="radio"/> ④
c) Science is boring	<input type="radio"/> ①	<input type="radio"/> ②	<input type="radio"/> ③	<input type="radio"/> ④
d) I learn many interesting things in science	<input type="radio"/> ①	<input type="radio"/> ②	<input type="radio"/> ③	<input type="radio"/> ④
e) I like science	<input type="radio"/> ①	<input type="radio"/> ②	<input type="radio"/> ③	<input type="radio"/> ④
f) I look forward to learning science in school	<input type="radio"/> ①	<input type="radio"/> ②	<input type="radio"/> ③	<input type="radio"/> ④
g) Science teaches me how things in the world work	<input type="radio"/> ①	<input type="radio"/> ②	<input type="radio"/> ③	<input type="radio"/> ④
h) I like to conduct science experiments	<input type="radio"/> ①	<input type="radio"/> ②	<input type="radio"/> ③	<input type="radio"/> ④
i) Science is one of my favorite subjects	<input type="radio"/> ①	<input type="radio"/> ②	<input type="radio"/> ③	<input type="radio"/> ④

26

How much do you agree with these statements about your science lessons?

Fill in only **one** oval for each row.

	Agree a lot	Agree a little	Disagree a little	Disagree a lot
a) I know what my teacher expects me to do	①	②	③	④
b) My teacher is easy to understand -	①	②	③	④
c) My teacher has clear answers to my questions	①	②	③	④
d) My teacher is good at explaining science	①	②	③	④
e) My teacher does a variety of things to help us learn	①	②	③	④
f) My teacher links new lessons to what I already know	①	②	③	④
g) My teacher explains a topic again when we don't understand --	①	②	③	④

How much do you agree with these statements about science?

Fill in only **one** oval for each row.

- | | Agree
a lot | Agree
a little | Disagree
a little | Disagree
a lot |
|--|----------------|-------------------|----------------------|-------------------|
| | ↓ | ↓ | ↓ | ↓ |
| a) I usually do well in science | ① | ② | ③ | ④ |
| b) Science is more difficult for me
than for many of my classmates ---- | ① | ② | ③ | ④ |
| c) Science is not one of
my strengths | ① | ② | ③ | ④ |
| d) I learn things quickly
in science | ① | ② | ③ | ④ |
| e) I am good at working out
difficult science problems | ① | ② | ③ | ④ |
| f) My teacher tells me I am good
at science | ① | ② | ③ | ④ |
| g) Science is harder for me than
any other subject | ① | ② | ③ | ④ |
| h) Science makes me confused | ① | ② | ③ | ④ |

How much do you agree with these statements about science?

Fill in only **one** oval for each row.

	Agree a lot	Agree a little	Disagree a little	Disagree a lot
a) I think learning science will help me in my daily life	<input type="radio"/> ①	<input type="radio"/> ②	<input type="radio"/> ③	<input type="radio"/> ④
b) I need science to learn other school subjects	<input type="radio"/> ①	<input type="radio"/> ②	<input type="radio"/> ③	<input type="radio"/> ④
c) I need to do well in science to get into the college or university of my choice	<input type="radio"/> ①	<input type="radio"/> ②	<input type="radio"/> ③	<input type="radio"/> ④
d) I need to do well in science to get the job I want	<input type="radio"/> ①	<input type="radio"/> ②	<input type="radio"/> ③	<input type="radio"/> ④
e) I would like a job that involves using science	<input type="radio"/> ①	<input type="radio"/> ②	<input type="radio"/> ③	<input type="radio"/> ④
f) It is important to learn about science to get ahead in the world	<input type="radio"/> ①	<input type="radio"/> ②	<input type="radio"/> ③	<input type="radio"/> ④
g) Learning science will give me more job opportunities when I am an adult	<input type="radio"/> ①	<input type="radio"/> ②	<input type="radio"/> ③	<input type="radio"/> ④
h) My parents think that it is important that I do well in science	<input type="radio"/> ①	<input type="radio"/> ②	<input type="radio"/> ③	<input type="radio"/> ④
i) It is important to do well in science	<input type="radio"/> ①	<input type="radio"/> ②	<input type="radio"/> ③	<input type="radio"/> ④

Homework

29

A. How often does your teacher give you homework in the following subjects?

Fill in only **one** oval for each row.

	Every day ↓	3 or 4 times a week ↓	1 or 2 times a week ↓	Less than once a week ↓	Never ↓
a) Mathematics	①	②	③	④	⑤
b) Science	①	②	③	④	⑤

B. When your teacher gives you homework in the following subjects, about how many minutes do you usually spend on your homework?

Fill in only **one** oval for each row.

	My teacher never gives me homework in... ↓	1-15 minutes ↓	16-30 minutes ↓	31-60 minutes ↓	61-90 minutes ↓	More than 90 minutes ↓
a) Mathematics --	①	②	③	④	⑤	⑥
b) Science	①	②	③	④	⑤	⑥

A. During the last 12 months, have you attended extra lessons or tutoring not provided by the school in the following subjects?

*Fill in only **one** oval for each row.*

	Yes, to excel in class ↓	Yes, to keep up in class ↓	No ↓
a) Mathematics	① _____	② _____	③ _____
b) Science	① _____	② _____	③ _____

B. For how many of the last 12 months have you attended extra lessons or tutoring?

*Fill in only **one** oval for each row.*

	Did not attend ↓	Less than 4 months ↓	4-8 months ↓	More than 8 months ↓
a) Mathematics	① _____	② _____	③ _____	④ _____
b) Science	① _____	② _____	③ _____	④ _____

31

How hard was this test compared to most other tests you have taken this year in school?

*Fill in **one** oval only.*

Easier than other tests -- ①

About as hard as other tests -- ②

Harder than other tests -- ③

Much harder than other tests -- ④

32

How hard did you try on this test compared to how hard you tried on most other tests you have taken this year in school?

*Fill in **one** oval only.*

Not as hard as on other tests -- ①

About as hard as on other tests -- ②

Harder than on other tests -- ③

Much harder than on other tests -- ④

33

How important was it to you to do well on this test?

*Fill in **one** oval only.*

Not very important -- ①

Somewhat important -- ②

Important -- ③

Very important -- ④



Thank You!

Thank you for filling out the questionnaire!



BOSTON
COLLEGE

timss.bc.edu

Grade 8



© IEA, 2018

International Association
for the Evaluation of
Educational Achievement



1

2

3

4



eTIMSS Questionnaire

1

A. Did you like that this test was on a computer or tablet?

- ☐ I liked it a lot 😊
- ☐ I liked it a little 😊
- ☐ I didn't like it very much 😞
- ☐ I didn't like it at all 😞

B. Did you have any of these difficulties?

Click *one* circle for each row.

	Yes	No
a) It was hard to type	<input type="radio"/>	<input type="radio"/>
b) I had trouble using the number pad	<input type="radio"/>	<input type="radio"/>
c) Objects were hard to drag	<input type="radio"/>	<input type="radio"/>
d) There was no good place to work out my answers	<input type="radio"/>	<input type="radio"/>
e) The computer or tablet was slow	<input type="radio"/>	<input type="radio"/>
f) I had to start my test over because of a computer or tablet problem	<input type="radio"/>	<input type="radio"/>



eTIMSS Questionnaire

2 At school this year, how often did you use a computer or tablet to do each of the following?

Click *one* circle for each row.

Every day or almost every day	Once or twice a week	Once or twice a month	Never or almost never
-------------------------------------	----------------------------	-----------------------------	-----------------------------

a) Work on a school assignment such as a paper, report, or presentation

<input type="radio"/>	<input type="radio"/>	<input type="radio"/>	<input type="radio"/>
-----------------------	-----------------------	-----------------------	-----------------------

b) Mathematics schoolwork

<input type="radio"/>	<input type="radio"/>	<input type="radio"/>	<input type="radio"/>
-----------------------	-----------------------	-----------------------	-----------------------

c) Science schoolwork

<input type="radio"/>	<input type="radio"/>	<input type="radio"/>	<input type="radio"/>
-----------------------	-----------------------	-----------------------	-----------------------

d) Take a test or quiz

<input type="radio"/>	<input type="radio"/>	<input type="radio"/>	<input type="radio"/>
-----------------------	-----------------------	-----------------------	-----------------------





eTIMSS Questionnaire

3 How much do you agree with these statements?

Click *one* circle for each row.

	Agree a lot	Agree a little	Disagree a little	Disagree a lot
a) I am good at using a computer	<input type="radio"/>	<input type="radio"/>	<input type="radio"/>	<input type="radio"/>
b) I am good at typing	<input type="radio"/>	<input type="radio"/>	<input type="radio"/>	<input type="radio"/>
c) I can use a touchscreen on a computer, tablet, or smartphone	<input type="radio"/>	<input type="radio"/>	<input type="radio"/>	<input type="radio"/>
d) It is easy for me to find information on the Internet	<input type="radio"/>	<input type="radio"/>	<input type="radio"/>	<input type="radio"/>
e) I can look up the meanings of words on the Internet	<input type="radio"/>	<input type="radio"/>	<input type="radio"/>	<input type="radio"/>
f) I can write sentences and paragraphs using a computer	<input type="radio"/>	<input type="radio"/>	<input type="radio"/>	<input type="radio"/>
g) I can edit text on a computer	<input type="radio"/>	<input type="radio"/>	<input type="radio"/>	<input type="radio"/>



eTIMSS Questionnaire

Click the **SUBMIT** button to finish the survey.

SUBMIT





1

2

3

4

5



eTIMSS Questionnaire

1

A. Did you like that this test was on a computer or tablet?

- ☐ I liked it a lot
- ☐ I liked it a little
- ☐ I didn't like it very much
- ☐ I didn't like it at all

B. Did you have any of these difficulties?

Click *one* circle for each row.

	Yes	No
a) It was hard to type	<input type="radio"/>	<input type="radio"/>
b) I had trouble using the number pad	<input type="radio"/>	<input type="radio"/>
c) Objects were hard to drag	<input type="radio"/>	<input type="radio"/>
d) There was no good place to work out my answers	<input type="radio"/>	<input type="radio"/>
e) The computer or tablet was slow	<input type="radio"/>	<input type="radio"/>
f) I had to start my test over because of a computer or tablet problem	<input type="radio"/>	<input type="radio"/>



eTIMSS Questionnaire

2 At school this year, how often did you use a computer or tablet to do each of the following?

Click *one* circle for each row.

Every day or almost every day	Once or twice a week	Once or twice a month	Never or almost never
-------------------------------------	----------------------------	-----------------------------	-----------------------------

a) Work on a school assignment such as a paper, report, or presentation

<input type="radio"/>	<input type="radio"/>	<input type="radio"/>	<input type="radio"/>
-----------------------	-----------------------	-----------------------	-----------------------

b) Mathematics schoolwork

<input type="radio"/>	<input type="radio"/>	<input type="radio"/>	<input type="radio"/>
-----------------------	-----------------------	-----------------------	-----------------------

c) Science schoolwork

<input type="radio"/>	<input type="radio"/>	<input type="radio"/>	<input type="radio"/>
-----------------------	-----------------------	-----------------------	-----------------------

d) Take a test or quiz

<input type="radio"/>	<input type="radio"/>	<input type="radio"/>	<input type="radio"/>
-----------------------	-----------------------	-----------------------	-----------------------





eTIMSS Questionnaire

3 How much do you agree with these statements?

Click *one* circle for each row.

	Agree a lot	Agree a little	Disagree a little	Disagree a lot
a) I am good at using a computer	<input type="radio"/>	<input type="radio"/>	<input type="radio"/>	<input type="radio"/>
b) I am good at typing	<input type="radio"/>	<input type="radio"/>	<input type="radio"/>	<input type="radio"/>
c) I can use a touchscreen on a computer, tablet, or smartphone	<input type="radio"/>	<input type="radio"/>	<input type="radio"/>	<input type="radio"/>
d) It is easy for me to find information on the Internet	<input type="radio"/>	<input type="radio"/>	<input type="radio"/>	<input type="radio"/>
e) I can look up the meanings of words on the Internet	<input type="radio"/>	<input type="radio"/>	<input type="radio"/>	<input type="radio"/>
f) I can write sentences and paragraphs using a computer	<input type="radio"/>	<input type="radio"/>	<input type="radio"/>	<input type="radio"/>
g) I can edit text on a computer	<input type="radio"/>	<input type="radio"/>	<input type="radio"/>	<input type="radio"/>



eTIMSS Questionnaire

4 How well do you know the meaning of each of the following terms?

Click *one* circle for each row.

	Very well	Well	A little	Not at all
a) WiFi	<input type="radio"/>	<input type="radio"/>	<input type="radio"/>	<input type="radio"/>
b) Firewall	<input type="radio"/>	<input type="radio"/>	<input type="radio"/>	<input type="radio"/>
c) Instant messaging	<input type="radio"/>	<input type="radio"/>	<input type="radio"/>	<input type="radio"/>
d) Cut and paste	<input type="radio"/>	<input type="radio"/>	<input type="radio"/>	<input type="radio"/>
e) Spreadsheet	<input type="radio"/>	<input type="radio"/>	<input type="radio"/>	<input type="radio"/>
f) Icon	<input type="radio"/>	<input type="radio"/>	<input type="radio"/>	<input type="radio"/>
g) Drag and drop	<input type="radio"/>	<input type="radio"/>	<input type="radio"/>	<input type="radio"/>
h) Scroll	<input type="radio"/>	<input type="radio"/>	<input type="radio"/>	<input type="radio"/>





eTIMSS Questionnaire

Click the **SUBMIT** button to finish the survey.

SUBMIT



Potential additional items for the TIMSS 2023 field test questionnaires

To supplement and enhance the 2019 TIMSS questionnaires presented in Appendix C, the following items may be included to add constructs on social and emotional learning (SEL) and information and communication technology (ICT), and to improve upon the socioeconomic status (SES) items. In order to maintain burden rates, we will compare any changes to the main questionnaires with our ability to add new national items. We will not add more than 2 items per respondent to the original total amount of items. If other items are dropped, we will consider adding more than 2 of these items to replace other dropped items. Finally, please note that these items are being considered for the Field Test only at this time.

Table of Contents

Student Questionnaire.....	147
Potential Social and Emotional Learning (SEL) items.....	147
Potential Information and Communication Technology (ICT) items	149
Potential Socioeconomic Status (SES) items.....	151
Teacher Questionnaire	152
Potential ICT items.....	152
References	154

Student Questionnaire

Potential Social and Emotional Learning (SEL) items¹

The next few questions ask for your opinion about different things, so there are no right or wrong answers. How much do you agree or disagree with the following statements?

<i>Select one answer for each row.</i>		Strongly agree	Agree	Slightly agree	Slightly disagree	Disagree	Strongly disagree
4050601	a. You have a certain amount of intelligence and you can't really do much to change it.	1 <input type="radio"/>	2 <input type="radio"/>	3 <input type="radio"/>	4 <input type="radio"/>	5 <input type="radio"/>	6 <input type="radio"/>
4050602	b. Your intelligence is something about you that you can't change very much.	1 <input type="radio"/>	2 <input type="radio"/>	3 <input type="radio"/>	4 <input type="radio"/>	5 <input type="radio"/>	6 <input type="radio"/>
4050603	c. No matter who you are, you can change your intelligence.	1 <input type="radio"/>	2 <input type="radio"/>	3 <input type="radio"/>	4 <input type="radio"/>	5 <input type="radio"/>	6 <input type="radio"/>
4050604	d. You can learn new things, but you can't really change your basic intelligence.	1 <input type="radio"/>	2 <input type="radio"/>	3 <input type="radio"/>	4 <input type="radio"/>	5 <input type="radio"/>	6 <input type="radio"/>
4050605	e. You can always change your intelligence.	1 <input type="radio"/>	2 <input type="radio"/>	3 <input type="radio"/>	4 <input type="radio"/>	5 <input type="radio"/>	6 <input type="radio"/>
4050606	f. No matter how much intelligence you have, you can always change it quite a bit.	1 <input type="radio"/>	2 <input type="radio"/>	3 <input type="radio"/>	4 <input type="radio"/>	5 <input type="radio"/>	6 <input type="radio"/>

¹ Source: Middle Grades Longitudinal Study of 2017-18 (MGLS:2017)

How often are the following statements true for you?

I see myself as someone who...

<i>Select one answer for each row.</i>		Never	Rarely	Sometimes	Often	Very often	Always
4050101	a. Does things carefully and completely.	1 <input type="radio"/>	2 <input type="radio"/>	3 <input type="radio"/>	4 <input type="radio"/>	5 <input type="radio"/>	6 <input type="radio"/>
4050102	b. Can be somewhat careless.	1 <input type="radio"/>	2 <input type="radio"/>	3 <input type="radio"/>	4 <input type="radio"/>	5 <input type="radio"/>	6 <input type="radio"/>
4050103	c. Is a reliable worker.	1 <input type="radio"/>	2 <input type="radio"/>	3 <input type="radio"/>	4 <input type="radio"/>	5 <input type="radio"/>	6 <input type="radio"/>
4050104	d. Tends to be disorganized.	1 <input type="radio"/>	2 <input type="radio"/>	3 <input type="radio"/>	4 <input type="radio"/>	5 <input type="radio"/>	6 <input type="radio"/>
4050105	e. Tends to be lazy.	1 <input type="radio"/>	2 <input type="radio"/>	3 <input type="radio"/>	4 <input type="radio"/>	5 <input type="radio"/>	6 <input type="radio"/>

How often are the following statements true for you?

I see myself as someone who...

<i>Select one answer for each row.</i>		Never	Rarely	Sometimes	Often	Very often	Always
4050106	f. Keeps working until things are done.	1 <input type="radio"/>	2 <input type="radio"/>	3 <input type="radio"/>	4 <input type="radio"/>	5 <input type="radio"/>	6 <input type="radio"/>
4050107	g. Does things efficiently (quickly and correctly).	1 <input type="radio"/>	2 <input type="radio"/>	3 <input type="radio"/>	4 <input type="radio"/>	5 <input type="radio"/>	6 <input type="radio"/>
4050108	h. Makes plans and sticks to them.	1 <input type="radio"/>	2 <input type="radio"/>	3 <input type="radio"/>	4 <input type="radio"/>	5 <input type="radio"/>	6 <input type="radio"/>
4050109	i. Is easily distracted.	1 <input type="radio"/>	2 <input type="radio"/>	3 <input type="radio"/>	4 <input type="radio"/>	5 <input type="radio"/>	6 <input type="radio"/>
4050110	j. Has trouble paying attention.	1 <input type="radio"/>	2 <input type="radio"/>	3 <input type="radio"/>	4 <input type="radio"/>	5 <input type="radio"/>	6 <input type="radio"/>

Potential Information and Communication Technology (ICT) items²

In this questionnaire you will answer questions about yourself and about your use of Information and Communication Technology (ICT).

In this questionnaire ICT can refer to:

- Computers (including desktop, laptop, notebook/netbook and tablet devices)
- Smartphones, except when being used for talk and text.

How often do you use ICT in these places?

Please do not count the use of smartphones when making phone calls or writing text messages.

(Please mark one choice in each row)

	Never	Less than once a month	At least once a month but not every week	At least once a week but not every day	Every day (select the approximate number of hours per day) Dropdown menu: 1,2,3,4,5,6,7+
On school days					
At school for school-related purposes	<input type="checkbox"/>	<input type="checkbox"/>	<input type="checkbox"/>	<input type="checkbox"/>	<input type="checkbox"/>
At school for other purposes	<input type="checkbox"/>	<input type="checkbox"/>	<input type="checkbox"/>	<input type="checkbox"/>	<input type="checkbox"/>
Outside of school for school-related purposes	<input type="checkbox"/>	<input type="checkbox"/>	<input type="checkbox"/>	<input type="checkbox"/>	<input type="checkbox"/>
Outside of school for other purposes	<input type="checkbox"/>	<input type="checkbox"/>	<input type="checkbox"/>	<input type="checkbox"/>	<input type="checkbox"/>
On non-school days					
For school-related purposes	<input type="checkbox"/>	<input type="checkbox"/>	<input type="checkbox"/>	<input type="checkbox"/>	<input type="checkbox"/>
For other purposes	<input type="checkbox"/>	<input type="checkbox"/>	<input type="checkbox"/>	<input type="checkbox"/>	<input type="checkbox"/>

² Source: International Computer and Information Literacy Study (ICILS) 2023 Proposed Field Trial Student Questionnaire (all questions). Using items from ICILS would allow for linkages between the two studies in grade 8 as both TIMSS and ICILS are being conducted in spring 2023.

At school, how often do you use ICT during lessons in the following subjects or subject areas?

(Please mark one choice in each row)

	<i>I don't study this subject / these subjects</i>	<i>Never</i>	<i>In some lessons</i>	<i>In most lessons</i>	<i>In every or almost every lesson</i>
a) Mathematics	<input type="checkbox"/>	<input type="checkbox"/>	<input type="checkbox"/>	<input type="checkbox"/>	<input type="checkbox"/>
b) Sciences (general science and/or physics, chemistry, biology, geology, earth sciences)	<input type="checkbox"/>	<input type="checkbox"/>	<input type="checkbox"/>	<input type="checkbox"/>	<input type="checkbox"/>

How many of the following ICT devices are currently used in your home?

(Please mark one choice in each row)

	<i>None</i>	<i>One</i>	<i>Two</i>	<i>Three or more</i>
a) Desktop or laptop computers	<input type="checkbox"/>	<input type="checkbox"/>	<input type="checkbox"/>	<input type="checkbox"/>
b) Tablet devices (e.g., iPad, Surface Pro, Kindle)	<input type="checkbox"/>	<input type="checkbox"/>	<input type="checkbox"/>	<input type="checkbox"/>

Do you have access to the following ICT devices at home whenever you need to use them for your schoolwork?

(Please mark one choice in each row)

	<i>No, never</i>	<i>Yes, but not always</i>	<i>Yes, always</i>
a) Desktop or [laptop] computer	<input type="checkbox"/>	<input type="checkbox"/>	<input type="checkbox"/>
b) Tablet device (e.g. [iPad, Tablet PC])	<input type="checkbox"/>	<input type="checkbox"/>	<input type="checkbox"/>
c) Smartphone	<input type="checkbox"/>	<input type="checkbox"/>	<input type="checkbox"/>

Potential Socioeconomic Status (SES) items

Does your family have a car, truck, or van?³

- ☐ No
- ☐ Yes, one
- ☐ Yes, two or more

During the past 12 months, how many times did you travel away for vacation with your family?³

- ☐ Not at all
- ☐ One time
- ☐ Two times
- ☐ More than two times

How many bathrooms (rooms with a shower or bathtub) are in your home?³

- ☐ One
- ☐ Two
- ☐ More than two

What is your home address?⁴

- ☐ Street address:
- ☐ City
- ☐ State:
- ☐ ZIP:

³ Source: Family Affluence Scale (FAS) from the Health Behavior in School-Aged Children Study, World Health Organization (Currie et al. 1997; Currie et al. 2008; Torsheim et al. 2016). The fourth item of this scale, asking about whether the student has their own bedroom, is already on the TIMSS student questionnaire.

⁴ Source: Berkowitz et al. (2015)

Teacher Questionnaire

Potential ICT items⁵

Q23 **How often do students in your reference class do the following ICT-based activities?**

(Please mark one choice in each row)

	<i>Never</i>	<i>In some lessons</i>	<i>In most lessons</i>	<i>In every lesson</i>
a) Record audio or video (e.g. discussions, presentations, performances)				
b) Use group chat, voice, or video apps to collaborate with other students on schoolwork				
c) Write in a digital learning diary				
d) Use simulation software to understand concepts or systems (e.g., electric circuits, plant growth, the water cycle)				
e) Create digital charts from stored data				
f) Record sensor data from digital devices (e.g. the accelerometer in a smartphone or robot)				
g) Use software or applications to learn skills or a subject (e.g. mathematics tutoring software, language learning software)				
h) Produce or edit extended video or animation productions for a specific purpose and audience				
i) Write computer programs, games or apps (e.g. using [Python, Logo, LUA or Scratch])				
j) Create digital flowcharts or decision trees to illustrate complex systems				

⁵ Source: International Computer and Information Literacy Study (ICILS) 2018. Using items from ICILS would allow for linkages between the two studies in grade 8 as both TIMSS and ICILS are being conducted in spring 2023.

To what extent do you agree or disagree with the following statements about the use of ICT in teaching at your school?

(Please mark one choice in each row)

	<i>Strongly agree</i>	<i>Agree</i>	<i>Disagree</i>	<i>Strongly disagree</i>
My school has enough ICT equipment(e.g. computers).	<input type="checkbox"/>	<input type="checkbox"/>	<input type="checkbox"/>	<input type="checkbox"/>
The computer equipment in my school is up-to-date.	<input type="checkbox"/>	<input type="checkbox"/>	<input type="checkbox"/>	<input type="checkbox"/>
My school has access to sufficient digital learning resources (e.g., learning software or apps).	<input type="checkbox"/>	<input type="checkbox"/>	<input type="checkbox"/>	<input type="checkbox"/>
My school has good connectivity (e.g., fast speed and stable) to the Internet.	<input type="checkbox"/>	<input type="checkbox"/>	<input type="checkbox"/>	<input type="checkbox"/>
There is enough time to prepare lessons that incorporate ICT.	<input type="checkbox"/>	<input type="checkbox"/>	<input type="checkbox"/>	<input type="checkbox"/>
There is sufficient opportunity for me to develop expertise in ICT.	<input type="checkbox"/>	<input type="checkbox"/>	<input type="checkbox"/>	<input type="checkbox"/>
There is sufficient technical support to maintain ICT resources.	<input type="checkbox"/>	<input type="checkbox"/>	<input type="checkbox"/>	<input type="checkbox"/>
The computer equipment (excluding internet connectivity) in my school is reliable.	<input type="checkbox"/>	<input type="checkbox"/>	<input type="checkbox"/>	<input type="checkbox"/>
The time it takes for technical support to solve problems with ICT equipment or software is sufficient.	<input type="checkbox"/>	<input type="checkbox"/>	<input type="checkbox"/>	<input type="checkbox"/>
There is sufficient opportunity for me to develop expertise in digital technologies (e.g. visual coding, programmable robots, simulation software).	<input type="checkbox"/>	<input type="checkbox"/>	<input type="checkbox"/>	<input type="checkbox"/>
There is sufficient opportunity for me to develop expertise in preparing lessons that incorporate ICT.	<input type="checkbox"/>	<input type="checkbox"/>	<input type="checkbox"/>	<input type="checkbox"/>
The ICT resources (hardware and software) are sufficient to accomplish the school's vision for using ICT to support teaching and learning.	<input type="checkbox"/>	<input type="checkbox"/>	<input type="checkbox"/>	<input type="checkbox"/>

References

- Berkowitz SA, Traore CY, Singer DE, and Atlas SJ. 2015. Evaluating area-based socioeconomic status indicators for monitoring disparities within health care systems: Results from a primary care network. *Health Services Research*, 50:398-417.
- Currie CE, Eaton RA, Todd J, and Platt S. 1997. Indicators of socioeconomic status for adolescents: The WHO Health Behavior in School-Aged Children survey. *Health Education Research*, 12:385-397.
- Currie C, Molcho M, Boyce W, Holstein B, Torsheim T, and Richter M. 2008. Researching health inequalities in adolescents: The development of the Health Behavior in School-Aged Children (HBSC) family affluence scale. *Social Science and Medicine*, 66:1429-1436.
- Dweck, C. S. (1999). *Self-theories: Their role in motivation, personality, and development*. Philadelphia: Psychology Press.
- Dweck, C.S. (2006). *Mindset: the new psychology of success*. New York: Random House.
- John, O. P., & Srivastava, S. (1999). The Big Five Trait taxonomy: History, measurement, and theoretical perspectives. In L. A. Pervin & O. P. John (Eds.), *Handbook of personality: Theory and research* (pp. 102–138). Guilford Press.
- Snyder, C. R., Hoza, B., Pelham, W. E., Rapoff, M., Ware, L., Danovsky, M., ... & Stahl, K. J. , "The development and validation of the Children's Hope Scale," *Journal of Pediatric Psychology*, 22 (3), 1997, pp. 399–421.
- Torsheim, T, Cavallo F, Levin, KA, Schnohr C, Mazur J, Niclasen B, and Currie C. 2016. Psychometric validation of the revised family affluence scale: A latent variable approach. *Child Indicators Research*, 9:771-784.