

Fall Enrollment

Integrated Postsecondary Education Data System (IPEDS)

2019-20 to 2021-22

Changes are detailed in the Change Memo. Dates are also updated to reflect the current data collection.

IPEDS

2021-22

Data Collection System

IPEDS HELP DESK(877) 225-2568 | ipedshelp@rti.org

OMB NO. 1850-0582 v.27 : Approval Expires 8/31/2022

2021-22 Survey Materials > Package

Fall Enrollment for 4-year degree-granting institutions

Overview

Fall Enrollment Overview

The Fall Enrollment component collects student enrollment counts by level of student, enrollment status, gender and race/ethnicity. In addition, first-time student retention rates and the student-to-faculty ratio are collected. Enrollment by age is required in odd-numbered years, and enrollment by residence of first-time undergraduates is required in even-numbered years.

Institutions operating on a traditional academic year calendar (semester, trimester, quarter, or 4-1-4) report Fall enrollment as of the institution's official fall reporting date or October 15. Institutions operating on a calendar that differs by program or that enrolls students on a continuous basis (referred to as program reporters) report Fall enrollment as students enrolled any time during the period August 1 and October 31.

Data reporting reminders:

- Part B, Enrollment of students by age, is **required** this year.
- Part C, Residence of first-time degree/certificate-seeking undergraduates, is **optional** this year.
- For reporting students studying in consortium agreements, please refer to the Resource page at <https://nces.ed.gov/ipeds/report-your-data/data-tip-sheet-reporting-data-consortium-institutions>.

Changes to reporting for 2021-22:

There are no changes to this survey component.

Resources:

- To download the survey materials for this component: [Survey Materials](#)
- To access your prior year data submission for this component: [Reported Data](#)

If you have questions about completing this survey, please contact the **IPEDS Help Desk at 1-877-225-2568**.

Part Selection

Completion of Part C (Residence of First-Time Degree/Certificate-Seeking Undergraduates) is optional this year.

Do you wish to complete Part C this year?

If you select 'Yes', you will be expected to complete the Part C screens.

If you select 'No', you will skip Part C.

- No, I will not complete Part C
- Yes, I will complete Part C

Part A - Fall Enrollment for Full-Time Undergraduate Students

Academic reporters report enrollment as of the institution's official fall reporting date or as of October 15, 2021.

Program reporters report students enrolled at any time between August 1 and October 31, 2021.

Full-time Undergraduate Students

Reporting Reminders:

- Report Hispanic/Latino individuals of any race as Hispanic/Latino
- Report race for non-Hispanic/Latino individuals only
- Even though Teacher Preparation certificate programs may require a bachelor's degree for admission, they are considered subbaccalaureate undergraduate programs, and students in these programs are undergraduate students.

Men

Enrolled for <u>credit</u>	Degree/certificate-seeking			Total degree/certificate-seeking	Non-degree/ non-certificate-seeking	Total, <u>Full-time undergraduate</u> students
	First-time	Non-first-time				
		Transfer-in	Continuing/ Returning			
<u>Nonresident alien</u>	<input type="text"/>	<input type="text"/>	<input type="text"/>		<input type="text"/>	
<u>Hispanic/Latino</u>	<input type="text"/>	<input type="text"/>	<input type="text"/>		<input type="text"/>	
<u>American Indian or Alaska Native</u>	<input type="text"/>	<input type="text"/>	<input type="text"/>		<input type="text"/>	
<u>Asian</u>	<input type="text"/>	<input type="text"/>	<input type="text"/>		<input type="text"/>	
<u>Black or African American</u>	<input type="text"/>	<input type="text"/>	<input type="text"/>		<input type="text"/>	
<u>Native Hawaiian or Other Pacific Islander</u>	<input type="text"/>	<input type="text"/>	<input type="text"/>		<input type="text"/>	
<u>White</u>	<input type="text"/>	<input type="text"/>	<input type="text"/>		<input type="text"/>	
Two or more races	<input type="text"/>	<input type="text"/>	<input type="text"/>		<input type="text"/>	
<u>Race and ethnicity unknown</u>	<input type="text"/>	<input type="text"/>	<input type="text"/>		<input type="text"/>	
Total men						
Total men prior year						

Women

Enrolled for <u>credit</u>	Degree/certificate-seeking			Total degree/certificate-seeking	Non-degree/ non-certificate-seeking	Total, <u>Full-time undergraduate</u> students
	First-time	Non-first-time				
		Transfer-in	Continuing/ Returning			
<u>Nonresident alien</u>	<input type="text"/>	<input type="text"/>	<input type="text"/>		<input type="text"/>	
<u>Hispanic/Latino</u>	<input type="text"/>	<input type="text"/>	<input type="text"/>		<input type="text"/>	
<u>American Indian or Alaska Native</u>	<input type="text"/>	<input type="text"/>	<input type="text"/>		<input type="text"/>	
<u>Asian</u>	<input type="text"/>	<input type="text"/>	<input type="text"/>		<input type="text"/>	
<u>Black or African American</u>	<input type="text"/>	<input type="text"/>	<input type="text"/>		<input type="text"/>	
<u>Native Hawaiian or Other Pacific Islander</u>	<input type="text"/>	<input type="text"/>	<input type="text"/>		<input type="text"/>	
<u>White</u>	<input type="text"/>	<input type="text"/>	<input type="text"/>		<input type="text"/>	
Two or more races	<input type="text"/>	<input type="text"/>	<input type="text"/>		<input type="text"/>	
<u>Race and ethnicity unknown</u>	<input type="text"/>	<input type="text"/>	<input type="text"/>		<input type="text"/>	
Total women						
Total women prior year						

Grand total (men+women)						
Grand total (men+women) prior year						

Part A - Fall Enrollment for Part-time Undergraduate Students

Academic reporters report enrollment as of the institution's official fall reporting date or as of October 15, 2021.

Program reporters report students enrolled at any time between August 1 and October 31, 2021.

Part-time Undergraduate Students

Reporting Reminders:

- Report Hispanic/Latino individuals of any race as Hispanic/Latino
- Report race for non-Hispanic/Latino individuals only
- Even though Teacher Preparation certificate programs may require a bachelor's degree for admission, they are considered subbaccalaureate undergraduate programs, and students in these programs are undergraduate students.

Men

Enrolled for <u>credit</u>	Degree/certificate-seeking			Total degree/certificate-seeking	Non-degree/ non-certificate-seeking	Total, <u>part-time undergraduate</u> students
	First-time	Non-first-time				
		Transfer-in	Continuing/ Returning			
<u>Nonresident alien</u>	<input type="text"/>	<input type="text"/>	<input type="text"/>		<input type="text"/>	
<u>Hispanic/Latino</u>	<input type="text"/>	<input type="text"/>	<input type="text"/>		<input type="text"/>	
<u>American Indian or Alaska Native</u>	<input type="text"/>	<input type="text"/>	<input type="text"/>		<input type="text"/>	
<u>Asian</u>	<input type="text"/>	<input type="text"/>	<input type="text"/>		<input type="text"/>	
<u>Black or African American</u>	<input type="text"/>	<input type="text"/>	<input type="text"/>		<input type="text"/>	
<u>Native Hawaiian or Other Pacific Islander</u>	<input type="text"/>	<input type="text"/>	<input type="text"/>		<input type="text"/>	
<u>White</u>	<input type="text"/>	<input type="text"/>	<input type="text"/>		<input type="text"/>	
Two or more races	<input type="text"/>	<input type="text"/>	<input type="text"/>		<input type="text"/>	
<u>Race and ethnicity unknown</u>	<input type="text"/>	<input type="text"/>	<input type="text"/>		<input type="text"/>	
Total men						
Total men prior year						

Women

Enrolled for <u>credit</u>	Degree/certificate-seeking			Total degree/certificate-seeking	Non-degree/ non-certificate-seeking	Total, <u>part-time undergraduate</u> students
	First-time	Non-first-time				
		Transfer-in	Continuing/ Returning			
<u>Nonresident alien</u>	<input type="text"/>	<input type="text"/>	<input type="text"/>		<input type="text"/>	
<u>Hispanic/Latino</u>	<input type="text"/>	<input type="text"/>	<input type="text"/>		<input type="text"/>	
<u>American Indian or Alaska Native</u>	<input type="text"/>	<input type="text"/>	<input type="text"/>		<input type="text"/>	
<u>Asian</u>	<input type="text"/>	<input type="text"/>	<input type="text"/>		<input type="text"/>	
<u>Black or African American</u>	<input type="text"/>	<input type="text"/>	<input type="text"/>		<input type="text"/>	
<u>Native Hawaiian or Other Pacific Islander</u>	<input type="text"/>	<input type="text"/>	<input type="text"/>		<input type="text"/>	
<u>White</u>	<input type="text"/>	<input type="text"/>	<input type="text"/>		<input type="text"/>	
Two or more races	<input type="text"/>	<input type="text"/>	<input type="text"/>		<input type="text"/>	
<u>Race and ethnicity unknown</u>	<input type="text"/>	<input type="text"/>	<input type="text"/>		<input type="text"/>	
Total women						
Total women prior year						

Grand total (men+women)						
Grand total (men+women) prior year						

Part A - Fall Enrollment for Graduate Students

Academic reporters report enrollment as of the institution's official fall reporting date or as of October 15, 2021.

Program reporters report students enrolled at any time between August 1 and October 31, 2021.

Graduate Students

Race/Ethnicity Reporting Reminder:

- Report Hispanic/Latino individuals of any race as Hispanic/Latino
- Report race for non-Hispanic/Latino individuals only

Graduate Student Reporting Reminder:

- Report all postbaccalaureate degree and certificate students as graduate students, including any doctor's-professional practice students (formerly first-professional)
- Even though Teacher Preparation certificate programs may require a bachelor's degree for admission, they are considered subbaccalaureate undergraduate programs, and students in these programs are undergraduate students.

Men

Enrolled for <u>credit</u>	Total <u>full-time</u>	Total <u>part-time</u>	Total graduate students
<u>Nonresident alien</u>	<input type="text"/>	<input type="text"/>	
<u>Hispanic/Latino</u>	<input type="text"/>	<input type="text"/>	
<u>American Indian or Alaska Native</u>	<input type="text"/>	<input type="text"/>	
<u>Asian</u>	<input type="text"/>	<input type="text"/>	
<u>Black or African American</u>	<input type="text"/>	<input type="text"/>	
<u>Native Hawaiian or Other Pacific Islander</u>	<input type="text"/>	<input type="text"/>	
<u>White</u>	<input type="text"/>	<input type="text"/>	
Two or more races	<input type="text"/>	<input type="text"/>	
<u>Race and ethnicity unknown</u>	<input type="text"/>	<input type="text"/>	
Total men			
Total men prior year			

Women

Enrolled for <u>credit</u>	Total <u>full-time</u>	Total <u>part-time</u>	Total graduate students
<u>Nonresident alien</u>	<input type="text"/>	<input type="text"/>	
<u>Hispanic/Latino</u>	<input type="text"/>	<input type="text"/>	
<u>American Indian or Alaska Native</u>	<input type="text"/>	<input type="text"/>	
<u>Asian</u>	<input type="text"/>	<input type="text"/>	
<u>Black or African American</u>	<input type="text"/>	<input type="text"/>	
<u>Native Hawaiian or Other Pacific Islander</u>	<input type="text"/>	<input type="text"/>	
<u>White</u>	<input type="text"/>	<input type="text"/>	
Two or more races	<input type="text"/>	<input type="text"/>	
<u>Race and ethnicity unknown</u>	<input type="text"/>	<input type="text"/>	
Total women			
Total women prior year			

Grand total (men+women)			
Grand total (men+women) prior year			

Part A - Fall Enrollment Summary

Fall Enrollment Summary

Men

Students enrolled for credit	Total full-time students	Total part-time students	Grand total, all students
<u>Nonresident alien</u>			
<u>Hispanic/Latino</u>			
<u>American Indian or Alaska Native</u>			
<u>Asian</u>			
<u>Black or African American</u>			
<u>Native Hawaiian or Other Pacific Islander</u>			
<u>White</u>			
Two or more races			
<u>Race and ethnicity unknown</u>			
Total men			

Women

Students enrolled for credit	Total full-time students	Total part-time students	Grand total, all students
<u>Nonresident alien</u>			
<u>Hispanic/Latino</u>			
<u>American Indian or Alaska Native</u>			
<u>Asian</u>			
<u>Black or African American</u>			
<u>Native Hawaiian or Other Pacific Islander</u>			
<u>White</u>			
Two or more races			
<u>Race and ethnicity unknown</u>			
Total women			

Grand Total (men+women)			
--------------------------------	--	--	--

Fall Enrollment Full Instructions

Purpose of the Survey

Changes in Reporting

General Instructions

[Reporting Period Covered](#)

[Context Boxes](#)

Coverage

[Who To Include](#)

[Who To Exclude](#)

Where to Get Help for Reporting

[IPEDS Help Desk](#)

[AIR Website](#)

[IPEDS Website Resources](#)

Where the Reported Data Will Appear

[Institution Level](#)

[Aggregate Level](#)

Reporting Directions

[Screening Questions](#)

[Reporting Individuals by Racial/Ethnic Categories](#)

[Part A: Fall Enrollment by Level, Attendance Status, Race/Ethnicity, and Gender](#)

[Part B: Fall Enrollment by Age](#)

[Part C: Residence of First-Time Degree/Certificate-Seeking Undergraduates](#)

[Part D: Total Undergraduate Entering Class](#)

[Part E: Retention Rates for First-Time Bachelor's Seeking Students](#)

[Part F: Student-to-Faculty Ratio](#)

Purpose of Survey

The purpose of the Fall Enrollment component of IPEDS is to collect enrollment data on all students enrolled for credit in courses/programs that could lead to awards ranging from postsecondary certificates of less than 1 year to doctoral degrees. Fall enrollment data are collected by level of student, attendance status, race/ethnicity, and gender. In addition, the Fall Enrollment component collects data on the institution's undergraduate entering class, first-time student retention rates, and the student-to-faculty ratio. Every other year data on enrollment by nine selected fields of study are collected, as is residency of first-time degree/certificate-seeking undergraduate students. In opposite years, enrollment by student age is collected.

[Top ▲](#)

Changes in reporting

There are no changes to this survey component.

Enrollment by age is mandatory this year. Enrollment by residence is optional.

[Top ▲](#)

General Instructions

Reporting Period Covered

For institutions operating on a traditional academic year calendar (semester, trimester, quarter, or 4-1-4), fall enrollment should be reported as of the institution's official fall reporting date or October 15.

For institutions operating on an "other academic calendar," a calendar that differs by program, or enrolls students on a continuous basis (referred to as program reporters), fall enrollment is reported for students enrolled any time during the period August 1 and October 31.

[Top ▲](#)

Context Boxes

Context boxes are provided to allow institutions to provide more information regarding survey component items. Note that some context boxes are posted on the [College Navigator Website](#), which is the college search tool offered by NCES. NCES will review entries in these context boxes for applicability and appropriateness before posting them on the [College Navigator Website](#); institutions should check grammar and spelling of their entries.

Top ▲

Coverage

Who to Include

Include all students **enrolled for credit** (enrolled in instructional activity, courses or programs, that can be applied towards the requirements for a postsecondary degree, diploma, certificate, or other recognized postsecondary credential), regardless of whether or not they are seeking a degree or certificate. This includes:

- Students enrolled for credit in off-campus centers
- High school students taking regular college courses for credit
- Students taking remedial courses if the student is degree-seeking for the purpose of student financial aid determination
- Students from overseas enrolled for credit at your institution (e.g., online students)
- Graduate students enrolled for thesis credits, even when zero credits are awarded, as these students are still enrolled and seeking their degree
- Graduate students enrolled for credit while not seeking a degree or certificate.

Who to Exclude

Exclude students who are **not** enrolled for credit. For example, exclude:

- Students enrolled exclusively in courses that cannot be applied towards a recognized postsecondary credential
- Students enrolled only in ESL programs (programs comprised exclusively of ESL courses)
- Students enrolled exclusively in Continuing Education Units (CEUs)
- Students exclusively auditing classes
- Residents or interns in doctor's - professional practice programs, since they have already received their doctor's degree

In addition, the following students should be excluded:

- Any student studying abroad (e.g., at a foreign university) if their enrollment at the 'home' institution serves as an administrative record
- Students enrolled in any branch campus located in a foreign country
- Students in Experimental Pell Programs

Top ▲

Where to Get Help with Reporting

IPEDS Help Desk

Phone: (877) 225-2568

E-mail: ipedshelp@rti.org

Web Tutorials

You can consult the [IPEDS Website's Trainings & Outreach](#) page which contains several tutorials on IPEDS data collection, a self-paced overview of IPEDS tools, and other valuable resources.

IPEDS Resource Page

The [IPEDS Website's Reporting Tools](#) page contains frequently asked questions, a link to data tip sheets, tutorials, taxonomies, information centers (e.g., academic libraries, average net price, human resources, race/ethnicity, etc.), and other valuable information.

Top ▲

Where the Reported Data Will Appear

Data collected through IPEDS will be accessible at the institution and aggregate levels.

At the institution-level, data will appear in the:

- [College Navigator Website](#)
- [IPEDS Use the Data portal](#)
- [IPEDS Data Feedback Reports](#)
- [College Affordability and Transparency Center Website](#)

At the aggregate-level, data will appear in:

- [IPEDS Data Explorer](#)
- [IPEDS Data Feedback Reports](#)
- [The Digest of Education Statistics](#)
- [The Condition of Education](#)

Top ▲

Reporting Directions

Screening Questions

Before entering any data, screening questions will need to be answered.

Part C Selection

Part C (Enrollment of Students by Residence) is optional this year. Indicate whether or not you will complete Part C of the Fall Enrollment survey component this year.

Top ▲

Reporting Persons by Racial/Ethnic Category (1997 OMB)

This information is being collected in compliance with Title VI of the Civil Rights Act of 1964 and Title IX of the Education Amendments of 1972 and Sec. 421(a) (1) of the Carl D. Perkins Vocational Education Act. These instructions correspond with the Final Guidance on Maintaining, Collecting, and Reporting Racial and Ethnic Data to the U.S. Department of Education, published in the Federal Register on October 19, 2007.

Method of collection - Institutions must collect race and ethnicity information using a 2-question format. The first question is whether the respondent is Hispanic/Latino. The second question is whether the respondent is from one or more races from the following list: American Indian or Alaska Native, Asian, Black or African American, Native Hawaiian or Other Pacific Islander, and White. Institutions should allow students and staff to self-identify their race and ethnicity. For further details on the guidance for collecting these data, please see the full Federal Register notice.

Method of reporting aggregate data - Institutions must report aggregate data to the U.S. Department of Education using the NINE categories below. Racial/ethnic designations are requested only for United States citizens, resident aliens, and other eligible non-citizens.

- Hispanic or Latino, regardless of race

For Non-Hispanic/Latino individuals:

- American Indian or Alaska Native
- Asian
- Black or African American
- Native Hawaiian or Other Pacific Islander
- White
- Two or more races

In addition, the following categories may be used:

- Nonresident alien
- Race and ethnicity unknown

Racial/ethnic descriptions - Racial/ethnic designations as used in this survey do not denote scientific definitions of anthropological origins. The categories are:

- **Hispanic or Latino**- A person of Cuban, Mexican, Puerto Rican, South or Central American, or other Spanish culture or origin, regardless of race.
- **American Indian or Alaska Native**- A person having origins in any of the original peoples of North and South America (including Central America) who maintains cultural identification through tribal affiliation or community attachment.
- **Asian**- A person having origins in any of the original peoples of the Far East, Southeast Asia, or the Indian Subcontinent, including, for example, Cambodia, China, India, Japan, Korea, Malaysia, Pakistan, the Philippine Islands, Thailand, and Vietnam.
- **Black or African American**- A person having origins in any of the black racial groups of Africa.
- **Native Hawaiian or Other Pacific Islander**- A person having origins in any of the original peoples of Hawaii, Guam, Samoa, or other Pacific Islands.
- **White** - A person having origins in any of the original peoples of Europe, the Middle East, or North Africa.

Other descriptive categories

- **Nonresident alien** - A person who is not a citizen or national of the United States and who is in this country on a visa or temporary basis and does not have the right to remain indefinitely. NOTE - Nonresident aliens are to be reported separately, in the boxes provided, rather than included in any of the seven racial/ethnic categories. Resident aliens and other eligible (for financial aid purposes) non-citizens who are not citizens or nationals of the United States and who have been admitted as legal immigrants for the purpose of obtaining permanent resident alien status (and who hold either an alien registration card (Form I-551 or I-151), a Temporary Resident Card (Form I-688), or an Arrival-Departure Record (Form I-94) with a notation that conveys legal immigrant status such as Section 207 Refugee, Section 208 Asylee, Conditional Entrant Parolee or Cuban-Haitian) are to be reported in the appropriate racial/ethnic categories along with United States citizens.
- **Race and ethnicity unknown** - This category is used only if the person did not select EITHER a racial or ethnic designation.

Top ▲

Part A: Full-Time Undergraduate Students by Race/Ethnicity and Gender

On this screen, include all students enrolled for credit, full-time at the undergraduate level. The undergraduate level includes students enrolled in undergraduate level courses, in 4 or 5-year bachelor's degree programs, associate's degree programs, or any certificate programs below the baccalaureate level. Students who have already earned a bachelor's degree but are taking undergraduate courses for credit should be included as undergraduates.

Full-time, first-time degree/certificate-seeking students

In column 1, report undergraduate students who have **no prior postsecondary experience** and have enrolled **full-time** with the **intent to earn a degree**, certificate, or other recognized postsecondary credential. The following are also considered first-time:

- Students enrolled in the fall term who attended college for the first time in the prior summer term (applicable to academic reporters only)
- Students who entered with advanced standing (any college credits or recognized postsecondary credential earned before graduation from high school)

In order to be considered degree or certificate-seeking, the student must be enrolled in courses for credit and be recognized by the institution as seeking a degree or other recognized postsecondary credential. **Note:** All students eligible to receive federal student financial aid are to be considered degree/certificate-seeking. Dual enrolled high school students are not degree/certificate-seeking students.

Program Reporters: Include first-time students who entered your institution between August 1, 2021 and October 31, 2021.

Academic Reporters: Student counts reported in column 1 define the initial cohort for reporting graduation rates in the IPEDS Graduation Rates (GR) component to meet Student Right-to-Know reporting requirements. Students reported in this group will become your GR cohort in the reporting year appropriate for your institution. The number of students reported in column 1 will also appear in Part D to be used in determining the percentage of the undergraduate entering class represented by the cohort.

Full-time, transfer-in (non-first-time entering) degree/certificate-seeking undergraduate students

In column 2, report the total number of full-time degree/certificate-seeking undergraduate students entering the reporting institution for the first time but known to have previously attended a postsecondary institution at the undergraduate level. Include students enrolled in the fall term who transferred into the institution the prior summer term. These students may or may not have transferred credit(s).

Program Reporters: Include students who transferred into your institution between August 1, 2021 and October 31, 2021

Academic Reporters: Include students who transferred into your institution as of the institution's official fall reporting date or October 15, 2021 and those who transferred in the prior summer term.

Full-time, continuing degree/certificate-seeking undergraduate students

In column 3, report the total number of continuing (i.e., not first-time and not transfer-in) full-time degree/certificate-seeking undergraduate students. These are students who are not new to the institution in the fall, but instead are continuing their studies at the institution.

Full-time, non-degree/non-certificate-seeking full-time undergraduates

In column 5, report the total number of full-time non-degree/non-certificate-seeking undergraduates. These students are enrolled for credit but not with the intent of earning a degree or other recognized postsecondary credential. **Note:** High school students enrolled in creditable courses prior to high school graduation are considered non-degree/non-certificate-seeking students.

Once you save the data by clicking the 'Verify and Save' button, the 'Total full-time degree/certificate-seeking undergraduates' (column 4) and 'Total, full-time undergraduate students' (column 6) will be calculated by the system and display on the survey screen.

Top ▲

Part A: Part-time Undergraduate Students

Report part-time students using the same definitions and instructions provided for full-time undergraduate students.

Top ▲

Part A: Graduate Students by Race/Ethnicity and Gender

Report all students enrolled for credit at the graduate level as either full-time (column 1) or part-time (column 2). Include graduate students enrolled for thesis credits, even when zero credits are awarded, as these students are still enrolled and seeking their degree.

Graduate Student Reporting Reminder: Institutions are required to report using the postbaccalaureate classifications. Report all postbaccalaureate degree and certificate students as graduate students, including doctor's - professional practice students (formerly first-professional).

Top ▲

Part A: Enrollment by Selected Fields of Study

Report students in the selected fields using the same definitions and instructions provided for Part A: Enrollment by Race/Ethnicity screens.

Students at your institution that have not declared a major field of study or their major field of study is not one of the selected fields should be reported on Part A Enrollment by Race/Ethnicity. The enrollment reporting by the selected fields of study is most likely only a subset of the total students enrolled in your institution. **Note:** Enrollment by Selected Fields of Study is not an unduplicated count. Thus, students that declared more than one selected major field of study may be reported as enrolled in more than one field of study.

Top ▲

Part A: Enrollment by Distance Education Status

On this screen, report all students reported on previous Part A screens who are:

- **Enrolled exclusively in distance education courses offered at your institution:** Students who are enrolled only in courses that are considered distance education courses at your institution.
- **Enrolled in at least one but not all distance education courses offered at your institution:** Students who are enrolled in at least one course that is considered a distance education course, but are not enrolled exclusively in distance education courses.

Note:

- Requirements for coming to campus for orientation, testing, or academic support services do not exclude a course from being classified as exclusively distance education. Similarly, if a student is taking instructional portions of their program entirely online, but are then required to complete a practicum, residency, or internship, the student can still be considered enrolled in entirely distance education courses.

- If a student is enrolled at the home institution but takes distance education courses from a consortium member institution, distance education enrollment should be reported at the consortium member institution, not the home institution. If a student is taking distance education courses at BOTH the home institution and a consortium member institution, the student should be reported as enrolled in distance education courses at BOTH institutions.

Not enrolled in any distance education courses offered at your institution: This number represents the students who are not enrolled in any distance education courses at your institution. It will be calculated by subtracting the (students enrolled exclusively in distance education + students enrolled in some but not all distance education courses) from the total enrolled students from Part A, which is the totals for degree/certificate-seeking undergraduate (first-time + transfer-in (non-first-time entering) + continuing), non-degree/non-certificate-seeking undergraduate and graduate students.

Location of students enrolled exclusively in distance education courses

If there are students reported as enrolled exclusively in distance education courses, further data on the location of these distance education students will need to be reported. Report, by student level and undergraduate degree-seeking status, the number of exclusively distance education students that are located in the same state/jurisdiction as the institution, in a different state/jurisdiction than the institution, in the U.S. but the state/jurisdiction is unknown, and residing outside the U.S.

The total students exclusively enrolled in distance education courses will be carried forward from earlier on the screen. If the total students reported by location does not equal the total enrolled exclusively in distance education from above, the "Location unknown/unreported" is calculated.

Top ▲

Part B: Fall Enrollment by Age and Gender

Part B is mandatory this year. This part is required in odd-numbered years.

This distribution of students should include all students reported in Part A.

Enrollment by Age

Use institutional records to calculate student age.

Academic reporters: report student age as of the institution's official fall reporting date or as of October 15, 2021.

Program reporters: report student age as of August 1, 2021.

The totals by gender for each attendance status (full- or part-time) and student level (undergraduate or graduate) will be carried forward from the corresponding Part A screens. When the Part B and Part A totals do not agree, the "Age unknown/unreported" is calculated.

Note: If the Part B student count total is larger than the total carried forward from Part A (resulting in a negative value), a fatal error results. In this case, reexamine both the age data and comparable portion of Part A to identify the error and make appropriate corrections.

Top ▲

Part C: Residence of First-time Degree/Certificate-Seeking Undergraduate Students

Part C is optional this year. This part is required in even-numbered years only.

This distribution of students should include all **first-time degree/certificate-seeking undergraduate students** (both full- and part-time) reported in Part A.

Recent High School Graduates Screening Question

Part C begins with a screening question to determine whether or not your institution has first-time degree/certificate-seeking undergraduate students who enrolled within 12 months of graduating high school or receiving their GED. If the answer is 'No', then only one column for all first-time degree/certificate-seeking undergraduates will display in Part C. If the answer is 'Yes', then 2 columns will be reported in Part C, one for all first-time degree/certificate-seeking undergraduates and one for those first-time degree/certificate-seeking undergraduates enrolled within 12 months of graduating high school or receiving their GED.

State of residence

Use the state identified by the student as his/her permanent address at the time of application to the institution. This may be the legal residence of a parent or guardian, or the state in which a student has a driver's license or is registered to vote. It is not necessarily the state in which the student's high school is located.

Residence of first-time degree/certificate-seeking undergraduate students

In column (1), report **all** first-time degree/certificate-seeking undergraduate students, **both full-time and part-time**, by state of residence. The total line for column (1) will be carried forward from the total first-time degree/certificate-seeking undergraduate students reported in Part A. If the sum of the students reported by state of residence in column (1), lines 1-90, does not agree with the total first-time degree/certificate-seeking undergraduates from Part A, the "Residence unknown/unreported" (line 98) will be calculated.

Note: When the sum of students by state of residence is larger than the total carried forward from Part A (resulting in a negative value calculated for the "Residence unknown/unreported" line), a fatal error results. In this case, reexamine both the residence data and comparable section of Part A to identify the error and make appropriate corrections.

If your institution responded 'Yes' to the screening question, the subset of students from column (1) who enrolled within 12 months of graduating high school or receiving their GED are to be reported again by their state of residence in column (2).

Top ▲

Part D: Total Undergraduate Entering Class

Program reporters and non-degree-granting institutions do not complete Part D.

Total entering class data are included to address concerns some institutions have raised about the cohort that is defined by the IPEDS Graduation Rates (GR) component. The GR cohort includes only full-time, first-time degree/certificate-seeking undergraduate students. For institutions with substantial part-time, transfer-in (non-first-time entering), and non-degree/non-certificate-seeking enrollment, this may result in graduation rates that are not representative of their typical entering class.

The total undergraduate entering class is comprised of all first-time undergraduates (full-time and part-time), all transfer-in (non-first-time entering) undergraduates (full-time and part-time) and the subset of non-degree/non-certificate-seeking undergraduates who are new to the institution in the Fall. To reach the total entering class total, Part D follows a line-by-line step process.

Lines D1 - D4 are carried forward from Part A reporting.

In Line D5, report the subset of non-degree/non-certificate-seeking undergraduate students displayed on line D4, who are new to the institution in Fall 2021.

Line D6 will calculate the total undergraduate entering students. This is calculated as all first-time students (line D2) + all transfer-in (non-first-time entering) students (line D3) + non-degree/non-certificate-seeking undergraduate students new to the institution in Fall 2021 (line D5).

After clicking 'Save', **Line D7** will display the percentage of the undergraduate entering class that is represented by the current GR cohort (the GR cohort is carried forward from Part A and displayed in Line D1). The percentage is calculated as line D1/D6.

Top ▲

Part E: Retention Rates for First-Time Bachelor's Degree Seeking Student Cohort

Retention rates examine the percentage of **first-time bachelor's degree (or equivalent) seeking students** enrolled in the fall of the prior year that are still enrolled in the fall of the current year.

On each retention screen (full-time cohort and part-time cohort screens) institutions must report:

- First-time **bachelor's** degree (or equivalent) seeking Fall 2020 cohort.

Academic reporters: determine the cohort using the institution's official fall reporting date or as of October 15, 2020.

Program reporters: determine the cohort based on students who were enrolled in the institution at any time between August 1 and October 31, 2020.

Note: The retention cohorts are the subset of first-time degree/certificate-seeking students reported in Part A of the prior year Fall Enrollment survey that are bachelor's degree (or equivalent) seeking. Attendance status (full- or part-time) should be based on the student's Fall 2020 status.

- Exclusions from the cohorts (see below for allowable exclusions)
- Inclusion to the Fall 2020 cohort. Report on this line first-time bachelor's seeking study abroad students who were excluded from the first-time cohort but who have re-enrolled at the institution their second year.
- Total number of students retained from the Fall 2020 cohort. Include students who were reported as first-time but who are studying abroad Fall 2021.
Total students retained = students from the Fall 2020 cohort who are still enrolled as of Fall 2021.

Academic reporters: Report students retained as of the institution's official fall reporting date or as of October 15, 2021.

Program reporters: Report students retained as of August 1, 2021.

Exclusions:

Institutions may report cohort exclusions. Allowable exclusions are students who left the institution for any of the following reasons:

- Died or were totally and permanently disabled
- To serve in the armed forces (including those called to active duty)
- To serve with a foreign aid service of the Federal Government (e.g., Peace Corps)
- To serve on official church missions

The system will compute an **adjusted** cohort by subtracting the student exclusions from the original cohort prior to calculating the retention rate.

Retention rates will be computed by the system after clicking 'Save.' The retention rate is calculated as:

(Students from the Fall 2020 cohort still enrolled as of Fall 2021/Adjusted Fall 2020 cohort)*100

Top ▲

Part F: Student-to-Faculty Ratio

Graduate only institutions do not complete Part F.

Report the student-to-faculty ratio for undergraduate programs at your institution. A worksheet is available to help determine your institution's ratio. Click on the link from the Part F screen to access the worksheet.

Worksheet for Institutions with Graduate or Professional Programs

The worksheet is designed to help institutions determine their student-to-faculty ratio for undergraduate programs. It is NOT mandatory that you use this worksheet to calculate your student-to-faculty ratio. Data entered on the worksheet will **NOT** be collected or saved in the system. Make sure to **print** the screen in order to refer to the ratio calculation for your institution at a later time.

Please note: The logic used in this calculation is similar to that of item I-2 from the Common Data Set data collection.

The term "**stand-alone graduate or professional programs**" used on the worksheet is defined as graduate or professional programs such as medicine, law, veterinary, dentistry, social work, or public health, in which faculty teach virtually only graduate-level students (also referred to as "independent" programs). Student and instructional staff counts will be adjusted for stand-alone graduate or professional programs to allow the ratio to come closer to an undergraduate program student-to-faculty ratio without overburdening institutions with reporting detail on the level of instruction taught by each instructor.

FULL- AND PART-TIME STUDENT DATA:

The total number of full-time and part-time students (lines F1 and F4) are carried forward from Part A.

Institutions with stand-alone graduate or professional programs (see definition above) report the following Fall 2021 student exclusions:

- **In line F2**, report the total number of full-time students enrolled in stand-alone graduate or professional programs.
- **In line F5**, report the total number of part-time students enrolled in stand-alone graduate or professional programs.

With the above student exclusions, the system will then compute the following on the worksheet:

- **Lines F3 and F6.** Total adjusted full-time and total adjusted part-time student counts.
These are the total full-time and part-time students reported in Part A, excluding those enrolled in stand-alone graduate or professional programs. The system will calculate line F3 as line F1 (total full-time students) minus line F2 (total full-time students enrolled in stand-alone graduate or

professional programs) and calculate line F6 as line F4 (total part-time students) minus line F5 (total part-time students enrolled in stand-alone graduate or professional programs).

- **Line F7.** A full-time equivalent (FTE) of the adjusted part-time student count. The FTE will be calculated as line F6 (total adjusted part-time student count) * 1/3.
- **Line F8.** Total adjusted FTE students. This is calculated as the sum of lines F3 (total adjusted full-time students) and F7 (FTE of total adjusted part-time students). Line F8 is used in the ratio calculation.

FULL-AND PART-TIME INSTRUCTIONAL STAFF DATA:

Lines F9 and F12 should be reported based on data your institution is reporting in the IPEDS Human Resources (HR) survey component. Please work together with the appropriate staff at your institution to ensure that the data used on this worksheet and reported in the HR component are the same.

- **Line F9.** The total number of full-time instructional staff (non-medical) as reported on the HR survey component.
- **Line F12.** The total number of part-time instructional staff (non-medical) as reported on the HR survey component. NOTE: Graduate assistants are not included.

Instructional Staff Exclusions for Stand-Alone Programs:

Institutions with stand-alone graduate or professional programs (see definition above) report the following Fall 2021 instructional staff exclusions on the worksheet:

- **In line F10A,** report the number of full-time instructional staff teaching exclusively in stand-alone graduate or professional programs. *Please note that instructional staff reported on the medical school screens in the HR component (medical school screens are seen only by institutions with M.D. and/or D.O. programs) are already excluded from the counts in line F9 and therefore should not be reported in line F10.*
- **In line F13A,** report the number of part-time instructional staff teaching exclusively in stand-alone graduate or professional programs. *Please note that instructional staff reported on the medical school screens in the HR survey component (medical school screens are seen only by institutions with M.D. and/or D.O. programs) are already excluded from the counts in line F12 and therefore should not be reported in line F13.*

Instructional Staff Exclusion for Non-Credit Instructors:

- **In line F10B,** report the number of full-time instructional staff teaching exclusively non-credit courses.
- **In line F13B,** report the number of part-time instructional staff teaching exclusively non-credit courses.

For institutions that have a large amount of non-credit activity (most often public two-year institutions), the above exclusions will better align the student data with the instructional staff data being used in the ratio.

Part-Time Instructional Staff Addition:

- **In line F14,** report the number of administrators or other staff **NOT** reported to IPEDS as instructors (and therefore not included in the HR survey component count reported in line F12) that are teaching a credit course in Fall 2021.

For institutions that have administrators and other professionals on staff that are not reported to IPEDS as instructors (because it is not their "primary function") but they teach credit courses throughout the year, the above allowable addition will produce a more accurate ratio.

With the above instructional staff exclusions and part-time instructional staff addition information above, the system will compute the following on the worksheet:

- **Line F11.** Total adjusted full-time instructional staff. The adjusted full-time instructional staff is the total full-time instructional staff, excluding those teaching exclusively in stand-alone graduate or professional programs and those teaching exclusively non-credit classes. The system will calculate line F11 as line F9 (total full-time instructional staff as reported on HR survey component) minus the total exclusions [line F10A (total full-time instructional staff teaching exclusively in stand-alone graduate or professional programs) + line F10B (total full-time instructional staff teaching exclusively non-credit courses)].
- **Line F15.** Total adjusted part-time instructional staff. The adjusted part-time instructional staff is the total part-time instructional staff, excluding those teaching exclusively in stand-alone graduate or professional programs and those teaching exclusively non-credit classes, and adding those administrators and other staff teaching credit courses. The system will calculate line F15 as line F12 (total part-time instructional staff as reported on HR survey component) minus the total exclusions [line F13A (total part-time instructional staff teaching exclusively in stand-alone graduate or professional programs) + line F13B (total part-time instructional staff teaching exclusively non-credit courses)] + line F14 (administrators and other staff teaching credit courses).
- **Line F16.** Total FTE of adjusted part-time instructional staff. The FTE will be calculated as line F15 (total adjusted part-time instructional staff) * 1/3.
- **Line F17.** Total FTE of adjusted instructional staff. This is calculated as the sum of lines F11 (total adjusted full-time instructional staff) and F16 (FTE of total adjusted part-time instructional staff). Line F17 is used in the ratio calculation.
- **Line F18. Student-to-faculty ratio.** The ratio will be calculated by the system as line F8 (total adjusted FTE students) divided by line F17 (total adjusted FTE instructional staff). The ratio will be displayed on the worksheet as xxx to 1.

The calculated ratio can then be entered onto the Part F (Student-to-Faculty Ratio) screen.

Top ▲

Glossary

date: 07/01/2021

Term	Definition
Adjusted cohort	The result of removing any allowable <u>exclusions</u> from a <u>cohort</u> (or <u>subcohort</u>). For the <u>Fall Enrollment</u> component, it is the cohort for calculating retention rate; for the <u>Graduation Rates</u> component, this is the cohort from which graduation and transfer-out rates are calculated; and for the <u>Outcome Measures</u> component, these are the four cohorts (first-time, full-time; first-time, part-time; non-first-time, full-time; or non-first-time, part-time) for which outcomes rates are calculated at 4, 6, and 8 years.
American Indian or Alaska Native	A person having origins in any of the original peoples of North and South America (including Central America) who maintains cultural identification through tribal affiliation or community attachment.
Asian	A person having origins in any of the original peoples of the Far East, Southeast Asia, or the Indian Subcontinent, including, for example, Cambodia, China, India, Japan, Korea, Malaysia, Pakistan, the Philippine Islands, Thailand, and Vietnam.
Audit/auditing (a class)	Term used when a student elects to take a course, but does not wish to receive <u>credit</u> for the course toward a <u>degree</u> or other recognized postsecondary credential.
Bachelor's degree	An award (baccalaureate or equivalent degree, as determined by the Secretary, U.S. Department of Education) that normally requires at least 4 but not more than 5 years of full-time equivalent college-level work. This includes all bachelor's <u>degrees</u> conferred in a 5-year <u>cooperative</u> (work-study) <u>program</u> . A cooperative plan provides for alternate class attendance and employment in business, industry, or government; thus, it allows students to combine actual work experience with their college studies. Also includes bachelor's degrees in which the normal 4 years of work are completed in 3 years.
Black or African American	A person having origins in any of the black racial groups of Africa.
Branch institution	A campus or site of an educational institution that is not temporary, is located in a community beyond a reasonable commuting distance from its <u>parent institution</u> , and offers full <u>programs</u> of study, not just courses.
CIP code	A six-digit code in the form xx.xxxx that identifies instructional <u>program</u> specialties within educational institutions.
Classification of Instructional Programs (CIP)	A taxonomic coding scheme for secondary and postsecondary instructional programs. It is intended to facilitate the organization, collection, and reporting of <u>program</u> data using classifications that capture the majority of reportable data. The CIP is the accepted federal government statistical standard on instructional program classifications and is used in a variety of education information surveys and databases.
Cohort	A specific group of students established for tracking purposes.
Cohort year	The year that a cohort of students begins attending college.
Continuing/Returning student (undergraduate)	A student who is not new to the institution in the fall, but instead is continuing his or her studies at the institution (i.e., not first-time and not transfer-in).
Credit	Recognition of attendance or performance in an <u>instructional activity</u> (course or <u>program</u>) that can be applied by a recipient toward the requirements for a postsecondary <u>degree</u> , <u>diploma</u> , <u>certificate</u> , or other recognized postsecondary credential, irrespective of the activity's unit of measurement.
Credit course	A course that, if successfully completed, can be applied toward the number of courses required for achieving a postsecondary <u>degree</u> , <u>diploma</u> , <u>certificate</u> , or other recognized postsecondary credential, irrespective of the activity's unit of measurement.
Degree/certificate-seeking students	Students enrolled in courses for credit who are seeking a degree, certificate, or other recognized postsecondary credential. This includes students who: <ul style="list-style-type: none"> - received any type of federal financial aid, regardless of what courses they took at any time; - received any state or locally based financial aid with an eligibility requirement that the student be enrolled in a degree, certificate, or transfer-seeking program; or - obtained a student visa to study at a U.S. postsecondary institution <p>High school students also enrolled in postsecondary courses for credit are not considered degree/certificate-seeking.</p>
Distance education	Education that uses one or more technologies to deliver instruction to students who are separated from the instructor and to support regular and substantive interaction between the students and the instructor synchronously or asynchronously. <p>Technologies used for instruction may include the following: Internet; one-way and two-way transmissions through open broadcasts, closed circuit, cable, microwave, broadband lines, fiber optics, satellite or wireless communication devices; audio conferencing; and video cassette, DVDs, and CD-ROMs, if the cassette, DVDs, and CD-ROMs are used in a course in conjunction with the technologies listed above.</p>

Distance education course	A course in which the instructional content is delivered exclusively via <u>distance education</u> . Requirements for coming to campus for orientation, testing, or academic support services do not exclude a course from being classified as distance education.
Distance education program	A program for which all the required coursework for program completion is able to be completed via <u>distance education courses</u> .
Doctor's degree-professional practice	A doctor's degree that is conferred upon completion of a program providing the knowledge and skills for the recognition, credential, or license required for professional practice. The degree is awarded after a period of study such that the total time to the degree, including both pre-professional and professional preparation, equals at least six full-time equivalent academic years. Some of these degrees were formerly classified as <u>first-professional</u> and may include: Chiropractic (D.C. or D.C.M.); Dentistry (D.D.S. or D.M.D.); Law (J.D.); Medicine (M.D.); Optometry (O.D.); Osteopathic Medicine (D.O); Pharmacy (Pharm.D.); Podiatry (D.P.M., Pod.D., D.P.); or, Veterinary Medicine (D.V.M.), and others, as designated by the awarding institution.
Dual enrollment	Refers to students who enroll in college courses offered by an institution of higher education while enrolled in high school or seeking a recognized equivalent. Student performance is recorded on a college transcript and postsecondary credit is awarded for a passing grade in the course. - Includes: All postsecondary courses, independent of course delivery mode, course location, course instructor, whether secondary credit is also offered, and whether the student enrolls through a formal state/local program or enrolls outside a formal state/local program. - Excludes: Credit-by-exam models such as Advanced Placement and International Baccalaureate in which the student is not enrolled in a postsecondary institution.
Entering students (undergraduate)	Students at the <u>undergraduate</u> level, both <u>full-time</u> and <u>part-time</u> , coming into the institution for the first time in the <u>fall term</u> (or the prior summer term who returned again in the fall). This includes all first-time undergraduate students, students transferring into the institution at the undergraduate level for the first time, and non-degree/non-certificate-seeking undergraduates entering in the fall.
Exclusions	Those students who may be removed (deleted) from a <u>cohort</u> (or <u>subcohort</u>). For the <u>Graduation Rates</u> , <u>Outcome Measures</u> , and <u>Fall Enrollment</u> retention rate reporting, students may be removed from a cohort if they left the institution for one of the following reasons: death or total and permanent disability; service in the armed forces (including those called to active duty); service with a foreign aid service of the federal government, such as the Peace Corps; or service on official church missions.
First-time student (undergraduate)	A student who has no prior postsecondary experience (except as noted below) attending any institution for the first time at the <u>undergraduate level</u> . This includes students enrolled in <u>academic</u> or <u>occupational programs</u> . It also includes students enrolled in the <u>fall term</u> who attended college for the first time in the prior summer term, and students who entered with advanced standing (college <u>credits</u> or recognized postsecondary credential earned before graduation from high school).
Full-time student	Undergraduate: A student enrolled for 12 or more <u>semester credits</u> , or 12 or more <u>quarter credits</u> , or 24 or more <u>clock hours</u> a week each term. Graduate: A student enrolled for 9 or more semester credits, or 9 or more quarter credits, or a student involved in thesis or dissertation preparation that is considered full-time by the institution. <u>Doctor's degree - Professional practice</u> - as defined by the institution.
Graduate student	A student who holds a bachelor's <u>degree</u> or above and is taking courses at the postbaccalaureate level. These students may or may not be enrolled in graduate <u>programs</u> .
High school diploma or recognized equivalent	A document certifying the successful completion of a prescribed secondary school <u>program</u> of studies, or any of the following: - recognized attainment of satisfactory scores on the <u>GED</u> or another state-authorized examination - recognized completion of homeschooling at the secondary level as defined by state law - completion of secondary school education in a homeschool setting which qualifies for an exemption from compulsory attendance requirements under state law, if state law does not require a homeschooled student to receive credential for their education
Hispanic/Latino	A person of Cuban, Mexican, Puerto Rican, South or Central American, or other Spanish culture or origin, regardless of race.
Integrated Postsecondary Education Data System (IPEDS)	The Integrated Postsecondary Education Data System (IPEDS), conducted by the <u>NCES</u> , began in 1986 and involves annual institution-level data collections. All <u>postsecondary institutions</u> that have a <u>Program Participation Agreement</u> with the Office of Postsecondary Education (OPE), U.S. Department of Education (throughout IPEDS referred to as "Title IV") are required to report data using a web-based <u>data collection system</u> . IPEDS currently consists of the following components: <u>Institutional Characteristics (IC)</u> ; <u>12-month Enrollment (E12)</u> ; <u>Completions (C)</u> ; <u>Admissions (ADM)</u> ; <u>Student Financial Aid (SFA)</u> ; <u>Human Resources (HR)</u> , composed of Employees by Assigned Position, Fall Staff, and Salaries; <u>Fall Enrollment (EF)</u> ; <u>Graduation Rates (GR)</u> ; <u>Outcome Measures (OM)</u> ; <u>Finance (F)</u> ; and <u>Academic Libraries (AL)</u> .
Native Hawaiian or Other Pacific Islander	A person having origins in any of the original peoples of Hawaii, Guam, Samoa, or other Pacific Islands.
Non-degree-seeking student	A student enrolled in courses for <u>credit</u> who is not recognized by the institution as seeking a <u>degree</u> or recognized postsecondary credential.

Non-first-time entering student (undergraduate)	A student who has prior postsecondary experience before attending the reporting IPEDS institution. This cohort of students may closely reflect the transfer-in (non-first-time entering) enrollment from Fall Enrollment (EF), 12-month Enrollment (E12) and Outcomes Measures (OM) components.
Noncredit course	A course or activity having no <u>credit</u> applicable toward a <u>degree</u> , <u>diploma</u> , <u>certificate</u> , or other recognized postsecondary credential.
Nonresident alien	A person who is not a citizen or national of the United States and who is in this country on a visa or temporary basis and does not have the right to remain indefinitely.
Off-campus centers (extension centers)	Sites outside the confines of the parent institution where courses are offered that are part of an organized <u>program</u> at the <u>parent institution</u> . The sites are not considered to be temporary but may be rented or made available to the institution at no cost by another institution or an organization, agency, or firm.
Official fall reporting date	The date (in the fall) on which an institution must report fall enrollment data to either the state, its board of trustees or governing board, or some other external governing body.
Part-time student	Undergraduate: A student enrolled for either less than 12 <u>semester</u> or <u>quarter</u> credits, or less than 24 <u>clock hours</u> a week each term. Graduate: A student enrolled for less than 9 semester or quarter credits.
Race and ethnicity unknown	The category used to report students or employees whose race and ethnicity are not known.
Race/ethnicity	<p>Categories developed in 1997 by the Office of Management and Budget (OMB) that are used to describe groups to which individuals belong, identify with, or belong in the eyes of the community. The categories do not denote scientific definitions of anthropological origins. The designations are used to categorize U.S. citizens, resident aliens, and other eligible non-citizens.</p> <p>Individuals are asked to first designate ethnicity as:</p> <ul style="list-style-type: none"> - <u>Hispanic or Latino</u> or - Not Hispanic or Latino <p>Second, individuals are asked to indicate all races that apply among the following:</p> <ul style="list-style-type: none"> - <u>American Indian or Alaska Native</u> - <u>Asian</u> - <u>Black or African American</u> - <u>Native Hawaiian or Other Pacific Islander</u> - <u>White</u>
Recognized postsecondary credential	A recognized postsecondary credential includes any credential that is received after completion of a program that is eligible for Title IV federal student aid or that is awarded in recognition of an individual's attainment of measurable technical or industry/occupational skills necessary to obtain employment or advance within an industry/occupation. These technical or industry/occupational skills generally are based on standards developed or endorsed by employers or industry associations.
Remedial courses	Instructional courses designed for students deficient in the general competencies necessary for a regular postsecondary curriculum and educational setting.
Residence	A person's permanent address determined by such evidence as a driver's license or voter registration. For entering freshmen, residence may be the legal residence of a parent or guardian.
Resident alien (and other eligible non-citizens)	A person who is not a citizen or national of the United States but who has been admitted as a legal immigrant for the purpose of obtaining permanent resident alien status (and who holds either an alien registration card (Form I-551 or I-151), a Temporary Resident Card (Form I-688), or an Arrival-Departure Record (Form I-94) with a notation that conveys legal immigrant status such as Section 207 Refugee, Section 208 Asylee, Conditional Entrant Parolee or Cuban-Haitian).
Retention rate	A measure of the rate at which students persist in their educational <u>program</u> at an institution, expressed as a percentage. For <u>four-year institutions</u> , this is the percentage of first-time bachelors (or equivalent) degree-seeking <u>undergraduates</u> from the previous fall who are again enrolled in the current fall. For all other institutions this is the percentage of first-time <u>degree/certificate-seeking students</u> from the previous fall who either re-enrolled or successfully completed their program by the current fall.
State of residence	A person's permanent address as determined by such evidence as a driver's license or voter registration. For entering freshmen, state of <u>residence</u> may be the legal state of residence of a parent or guardian.
State unknown	Status used when the reporting institution is unable to determine from existing records the home state or <u>residence</u> of the student.

Student-to-faculty ratio	<p>The ratio of FTE students to FTE <u>instructional staff</u>, i.e., students divided by staff.</p> <p>Students enrolled in "stand-alone" graduate or professional programs and instructional staff teaching in these programs are excluded from both full-time and part-time counts.</p> <p>"Stand-alone" graduate or professional programs are those programs such as medicine, law, veterinary, dentistry, social work, or public health, in which faculty teach virtually only graduate-level students (also referred to as "independent" programs).</p> <p>Each FTE value is equal to the number of full-time students/staff plus 1/3 the number of part-time students/staff.</p>
Study abroad	<p>Arrangement by which a student completes part of the college program studying in another country. Can be at a campus <u>abroad</u> or through a cooperative agreement with some other U.S. college or an institution of another country.</p>
Summer Term	<p>A summer term is typically not considered a full term. It is not the third term of an institution operating on a <u>trimester</u> system or the fourth term of an institution operating on a <u>quarter calendar system</u>. The institution may have two or more sessions occurring in the summer term. Some schools, such as vocational and beauty schools, have year-round classes with no separate summer term.</p>
Title IV institution	<p>An institution that has a written agreement with the Secretary of Education that allows the institution to participate in any of the Title IV federal student financial assistance programs (other than the State Student Incentive Grant (SSIG) and the National Early Intervention Scholarship and Partnership (NEISP) programs).</p>
Transfer-in (non-first-time entering) student	<p>A student entering the reporting institution for the first time but known to have previously attended a postsecondary institution at the same level (e.g., undergraduate, graduate). This includes new students enrolled in the fall term who transferred into the reporting institution the prior summer term. The student may transfer with or without credit. For systems of coordinated institutions (multi-campus system), students are to be identified as transfer-in students upon entering an institution from another institution within the same coordinated system.</p>
Undergraduate	<p>A student enrolled in a 4- or 5-year <u>bachelor's degree</u> program, an <u>associate's degree</u> program, or a vocational or technical <u>program</u> below the baccalaureate.</p>
White	<p>A person having origins in any of the original peoples of Europe, the Middle East, or North Africa.</p>

Fall Enrollment

Click one of the following questions to view the answer.

General

- 1) [Who should I include in my enrollment reporting?](#)
- 2) [What is the reporting period/date for fall enrollment?](#)
- 3) [Should I report students who are studying abroad?](#)
- 4) [In the past I reported first-professional students on this component. Why are there no screens for reporting first-professional students?](#)
- 5) [My school is part of a consortium of schools. How do I report student enrollment?](#)
- 6) [Do I include students enrolled only in ESL programs \(programs comprised exclusively of ESL courses\) in Fall Enrollment?](#)
- 7) [Should my institution, which is participating as an experimental site, report high school students or incarcerated students who have received a Pell Grant while taking college coursework?](#)

Fall Enrollment by Student Level, Race/Ethnicity and Gender (Part A)

- 1) [What is NOT considered "prior postsecondary experience" when reporting first-time students?](#)
- 2) [Where do I report students if I don't know whether or not they are first-time?](#)
- 3) [Where do I report undergraduate students who enrolled at my institution for the first time this fall \(without prior postsecondary experience\), but earned college credits during the prior summer?](#)
- 4) [How do I treat new students who transferred into the institution the prior summer term and take courses in the fall?](#)
- 5) [Does "continuing/returning student" include those students who have stopped out and re-entered the same institution?](#)
- 6) [How do I report a student who earned college credit or postsecondary award while in high school \(a dual enrolled student\) and has now graduated high school and enrolled in my institution in the Fall?](#)
- 7) [Where do I report a high school student who is enrolled for credit at my institution \(a dual enrolled student\)?](#)
- 8) [If a student enrolled for credit has not indicated whether they intend to earn a degree or certificate, how do I determine whether they are degree/certificate-seeking?](#)
- 9) [Where do I report students who are seeking a second baccalaureate degree?](#)
- 10) [How do I report an undergraduate student who took courses as a non-degree-seeking student and re-enrolls as a degree-seeking student at the same reporting institution?](#)
- 11) [My institution has students for which gender does not align with the 'Men' and 'Women' categories in IPEDS \(e.g., non-binary, unknown\). Since there is no place to report other gender categories on the IPEDS data collection screens, how should we report these individuals?](#)
- 12) [How do I report foreign students living outside the U.S. who are enrolled in my institution?](#)
- 13) [How does enrollment in non-credit or zero-credit remedial/ESL and co-op courses count in the determination of a student's full-time status?](#)
- 14) [In which race/ethnicity category do I report undocumented students?](#)

Fall Enrollment in Selected Fields (Part A, 4-year institutions only)

- 1) [What do I do if my institution does not offer any of the program areas listed on the CIP selection screen?](#)
- 2) [How do I report students in program areas that do not appear on the CIP selection screen?](#)
- 3) [How do I report undergraduates who have not yet declared a major?](#)
- 4) [How do we report a student that has majors falling under more than one of the CIP codes collected in Part A \(i.e., 13.0000 Education and 27.0000 Mathematics\)?](#)

Distance Education

- 1) [If a student is taking the instructional portions of their program entirely online, but are then required to complete a practicum, residency, or internship, is the student considered enrolled in exclusively distance education courses?](#)
- 2) [What should I do if I do not know the location of students enrolled exclusively in distance education courses?](#)
- 3) [How do I determine location for those students enrolled exclusively in distance education?](#)

4) Are U.S. jurisdictions or territories (like Guam, the U.S. Virgin Island, etc.) considered in the U.S. for distance education location reporting?

5)

We offer courses that combine distance education and traditional teaching methods ("hybrid" courses). How should students enrolled in these courses be counted in the distance education portion of Fall Enrollment?

Fall Enrollment by Age (Part B)

1) I am not able to enter a number in the "Age unknown/unreported" box. How do I report students whose ages are unknown?

2) My institution uses age range categories that differ from the ones IPEDS uses in Part B. What should I do?

Residence of First-Time Undergraduates (Part C)

1)

When reporting students by residence (Part C), should I include students who completed a GED in the second column that asks for numbers of students that graduated high school within 12 months?

2)

Some first-time undergraduates at my institution are dependents whose parents are in foreign countries on a temporary basis (e.g., military/diplomatic service). When reporting residence and migration data, what location do I use?

Total Undergraduate Entering Class (Part D)

1) What is the difference between the full-time, first-time degree/certificate-seeking cohort (GRS cohort) and the undergraduate entering class calculated in Part D?

Retention Rates for First-Time Undergraduates (Part E)

1) How is the retention rate calculated?

2) How do I report students who changed attendance status (part-time to full-time or full-time to part-time) between one fall and the next?

3) Are students on a leave of absence from the institution considered retained?

4)

For less-than-4-year institutions that have a student who completed a program and are still enrolled at the same institution in another program, how should they count that student?

5)

My institution's freshman study abroad students were excluded from the prior year first-time enrollment count. How can I add these students back into the prior year's first-time cohort for the current year's retention calculation?

6)

Sophomore study abroad students have been excluded from my fall enrollment count because they are taking classes in a foreign country. How can I include them as part of my retention calculation?

Undergraduate Student-to-Faculty Ratio (Part F)

1) How do I calculate my institution's student-to-faculty ratio?

2)

Can you provide an example of a stand-alone graduate or professional program (a program such as medicine, law, veterinary, or dentistry in which faculty teach virtually only graduate-level students)?

3)

My institution has graduate and/or doctors-professional practice programs but does not have any "stand-alone" programs. What should I enter on the student and faculty exclusion line items related to these types of programs on the worksheet for Part F?

General

1)

Who should I include in my enrollment reporting?

All students enrolled *for credit* should be reported. Credit is defined as "Recognition of attendance or performance in an instructional activity (course or program) that can be applied by a recipient toward the requirements for a degree, diploma, certificate, or other recognized postsecondary credential, irrespective of the activity's unit of measurement."

Students who are not seeking a degree or certificate may be still be enrolled for credit. These students are to be reported in the non-degree/non-certificate-seeking column.

Top ▲

2)

What is the reporting period/date for fall enrollment?

Fall enrollment is a count of students enrolled on a particular date in the Fall. Fall enrollment is often referred to as a "snapshot" of the enrollment at an institution at a specific time in the Fall. The date/period used depends on whether the institution is an academic reporter or a program reporter for IPEDS purposes.

Academic reporters: Report enrollment as of October 15 or as of the institution's official fall reporting date.

Program reporters: Report enrollment during the 3-month period of August 1 to October 31. If a student enrolls or remains enrolled at any time during that period, the student is included in the fall enrollment counts.

Top ▲

3)

Should I report students who are studying abroad?

U.S. students who are enrolled in your institution and attend classes in a foreign country should be included in your institution's enrollment report if your institution provides instructional resources (classroom, instructors), even though the education occurs abroad. Students who are enrolled in your institution and attend classes in a foreign country should NOT be included in your enrollment report if:

- The students are enrolled ONLY in courses offered by another institution;
- The students are enrolled at a branch campus of your institution in a foreign country;
- Your institution does not provide the instructional resources (i.e., classrooms, instructors), even if the student pays tuition to your institution.

Foreign students who are enrolled for credit and taking courses at the institution should be included in the institution's enrollment report.

While study abroad students may be excluded from the enrollment count for reasons cited above, they may be included in the institution's retention calculation. Please see the specific instructions on Part E: Retention or the FAQ on including study abroad students in retention.

For additional information on how to report study abroad students in all IPEDS survey components, please visit the following link:

http://nces.ed.gov/ipeds/pdf/Reporting_Study_Abroad_Students.pdf.

Top ▲

4)

In the past I reported first-professional students on this component. Why are there no screens for reporting first-professional students?

Beginning with the 2009-10 collection year, institutions are required to use reclassified postbaccalaureate degree categories that exclude the first-professional category. In parts A and B, all postbaccalaureate students are to be reported as graduate students, including doctor's-professional practice students (formerly reported as first-professional). Even though Teacher Preparation certificate programs may require a bachelor's degree for admission, they are considered subbaccalaureate undergraduate programs, and students in these programs are undergraduate students.

Top ▲

5)

My school is part of a consortium of schools. How do I report student enrollment?

For reporting students studying in consortium agreements, please refer to the Resource page at <https://nces.ed.gov/ipeds/report-your-data/data-tip-sheet-reporting-data-consortium-institutions>.

Top ▲

6)

Do I include students enrolled only in ESL programs (programs comprised exclusively of ESL courses) in Fall Enrollment?

ESL has never been considered a postsecondary program by IPEDS. Since it is considered non-postsecondary, students who are ONLY enrolled in ESL programs (programs comprised exclusively of ESL courses), regardless of whether or not they are receiving Title-IV aid, should NOT be counted in enrollment.

Top ▲

7)

Should my institution, which is participating as an experimental site, report high school students or incarcerated students who have received a Pell Grant while taking college coursework?

If your institution is participating in the Dual Enrollment experimental site or the Second Chance Pell experimental site program, exclude these students from reporting.

Top ▲

Fall Enrollment by Student Level, Race/Ethnicity and Gender (Part A)

1)

What is NOT considered "prior postsecondary experience" when reporting first-time students?

- Credit for military service/training from an association such as the American Council on Education,
- Credit from any non-credit courses, as defined by the institution,
- Credit received for completion of tests/assessments,
- Credit received before the student has earned a high school diploma (i.e., AP or dual enrollment credits),
- Postsecondary award received before the students earned a high school diploma (e.g., certificate, associate's, bachelor's, etc.), or
- Credit for life experience.

Students with prior postsecondary experience credit from attending a military academic institution (e.g., Community College of the Air Force, West Point, U.S. Naval Academy, etc.) would NOT be considered first-time students.

Top ▲

2)

Where do I report students if I don't know whether or not they are first-time?

If their status is not indicated directly and the student does not enroll with prior credits or transcripts from another institution, then assume the student is first-time.

Top ▲

3)

Where do I report undergraduate students who enrolled at my institution for the first time this fall (without prior postsecondary experience), but earned college credits during the prior summer?

These students should be reported as first-time undergraduates. The definition of "first-time" allows for students to still be classified as first-time if the college credit they have previously earned occurred in the summer immediately prior to enrollment.

Top ▲

4)

How do I treat new students who transferred into the institution the prior summer term and take courses in the fall?

For the Fall Enrollment survey, count the student as a "transfer-in," even if the student transferred into the institution during the prior summer term and is not entering the institution for the first time in the fall. (Applies only to academic reporters)

Top ▲

5)

Does "continuing/returning student" include those students who have stopped out and re-entered the same institution?

Yes, "continuing/returning student" is meant to capture students who are not first-time or transfer-in. This includes students who have been continuously enrolled in the institution and those who have stopped out and re-enrolled, without having transferred to another institution.

Top ▲

6)

How do I report a student who earned college credit or postsecondary award while in high school (a dual enrolled student) and has now graduated high school and enrolled in my institution in the Fall?

If the college credit or postsecondary award was earned prior to the student graduating high school, then this student would be considered a first-time student in the Fall. The definition of "first-time" allows for students to still be classified as first-time if the college credit they have previously earned was prior to their high school graduation. (Applies only to academic reporters)

Top ▲

7)

Where do I report a high school student who is enrolled for credit at my institution (a dual enrolled student)?

This student would be reported as non-degree/non-certificate-seeking. Prior to receipt of a high school diploma or recognized equivalent (see glossary definition), a student is non-degree/non-certificate-seeking. After receipt of the high school diploma or recognized equivalent, they can be classified as degree/certificate-seeking, if appropriate.

Top ▲

8)

If a student enrolled for credit has not indicated whether they intend to earn a degree or certificate, how do I determine whether they are degree/certificate-seeking?

If the student has not indicated any intent but is applying for Title IV federal financial aid, assume the student to be degree/certificate-seeking.

Top ▲

9)

Where do I report students who are seeking a second baccalaureate degree?

Report these students in the column labeled "Continuing" degree/certificate-seeking students (column 3). This column is intended to capture all degree/certificate-seeking undergraduate students who are not first-time and did not transfer-in to the institution in that Fall.

Top ▲

10)

How do I report an undergraduate student who took courses as a non-degree-seeking student and re-enrolls as a degree-seeking student at the same reporting institution?

This student should be reported as a "continuing/returning" student. IPEDS defines "continuing/returning students" as "A student who is not new to the institution in the fall, but instead is continuing his or her studies at the institution (i.e., not first-time and not transfer-in)."

Top ▲

11)

My institution has students for which gender does not align with the 'Men' and 'Women' categories in IPEDS (e.g., non-binary, unknown). Since there is no place to report other gender categories on the IPEDS data collection screens, how should we report these individuals?

These individuals are still to be reported to IPEDS. It is up to the institution to decide how best to handle reporting individuals whose gender does not align with the 'Men' and 'Women' categories. However, a common method used is to allocate these students based on the known proportion of men to women.

Top ▲**12)**

How do I report foreign students living outside the U.S. who are enrolled in my institution?

There has been no change to how these students should be reported. Foreign students living outside the U.S., such as a foreign student living outside the U.S. who is enrolled in distance education at your institution, should be classified in the Race/Ethnicity Unknown category. Only U.S. citizens are to be categorized in the specific Race/Ethnicity categories. The non-resident alien category is reserved specifically for students that are in the U.S. under that specific legal status.

Top ▲**13)**

How does enrollment in non-credit or zero-credit remedial/ESL and co-op courses count in the determination of a student's full-time status?

Students in the following categories are considered degree-seeking in IPEDS, though they may be enrolled in courses not creditable for an award:

- Students enrolled in remedial courses that are not creditable toward an award but have been admitted into an eligible Title-IV program and receive Title-IV aid
- Students enrolled in ESL courses that are not creditable toward an award but have been admitted into an eligible Title-IV program and receive Title-IV aid
- Co-op students enrolled in courses that are not creditable toward an award but are required for award attainment

In determination of the student's full-time status, credit or clock hours (up to one academic year's worth) of remedial and ESL courses may be used in the determination of a student's full-time status if the remedial or ESL course is part of a program that leads to a postsecondary award. In these cases, the remedial or ESL courses should count the same as the comparable full-credit class. For co-op students, the work portion of a cooperative education program in which the amount of work performed is equivalent to the academic workload of a full-time student will also count toward the determination of full-time status.

Top ▲**14)**

In which race/ethnicity category do I report undocumented students?

Because the race and ethnicity designations are reported only for U.S. citizens and the "nonresident alien" category is a legal status for students with specific types of visas, undocumented students would not be reported under any of these statuses. Instead, they should be reported as "Race/ethnicity unknown." Please visit the race/ethnicity FAQ for more information: https://surveys.nces.ed.gov/ipeds/visFaq_re.aspx.

However, Deferred Action for Childhood Arrivals (DACA) students are a particular group of undocumented students that have been authorized by the Department of Homeland Security to be lawfully present in the U.S. for the duration of their DACA, and as such, this status would allow them to be reported under the "nonresident alien" category.

Top ▲

Fall Enrollment in Selected Fields (Part A, 4-year institutions only)

1)

What do I do if my institution does not offer any of the program areas listed on the CIP selection screen?

Select "None of the above" on the CIP selection screen and report all students enrolled for credit, regardless of field of study, Full-time and Part-time Enrollment by Race/Ethnicity screens of Part A.

Top ▲**2)**

How do I report students in program areas that do not appear on the CIP selection screen?

The program areas on the CIP selection screen are the only fields for which enrollment data is collected separately. In addition to reporting enrollment by the selected fields requested, report all students enrolled for credit (regardless of field of study) on the "Full-time and Part-time Enrollment by Race/Ethnicity screens of Part A.

Top ▲**3)**

How do I report undergraduates who have not yet declared a major?

These students should only be reported on the Full-time and Part-time Enrollment by Race/Ethnicity screens of Part A, where all students enrolled for credit (regardless of field of study) are reported.

Top ▲**4)**

How do we report a student that has majors falling under more than one of the CIP codes collected in Part A (i.e., 13.0000 Education and 27.0000 Mathematics)?

Report the students as either full-time or part-time depending on their status at the institution. Then report them on the corresponding CIP pages. The CIP pages are not an unduplicated count and students can be included on more than one page.

Top ▲

Distance Education

1)

If a student is taking the instructional portions of their program entirely online, but are then required to complete a practicum, residency, or internship, is the student considered enrolled in exclusively distance education courses?

Yes, if the instructional portions are entirely online, the student is considered to be enrolled in exclusive distance education course.

Top ▲

2)

What should I do if I do not know the location of students enrolled exclusively in distance education courses?

If you have no information about the location of students enrolled exclusively in distance education, do not report them in any of the location fields. The system will calculate the number of "Location Unknown" exclusively distance education enrollments.

Top ▲

3)

How do I determine location for those students enrolled exclusively in distance education?

Location for those students enrolled exclusively in distance education should be their physical location or current address, as of the institution's Fall reporting date. If this is not available, use the address on file for the student. For students enlisted in the military on active duty, use the permanent address instead of the student's physical location.

Top ▲

4)

Are U.S. jurisdictions or territories (like Guam, the U.S. Virgin Island, etc.) considered in the U.S. for distance education location reporting?

Yes, Students located in a U.S. jurisdiction while they are enrolled in distance education courses should be reported as located in the U.S.

Top ▲

5)

We offer courses that combine distance education and traditional teaching methods ("hybrid" courses). How should students enrolled in these courses be counted in the distance education portion of Fall Enrollment?

Hybrid courses are not considered by IPEDS as distance education. Students enrolled in "hybrid" courses should be reported as "not enrolled in any distance education courses."

Top ▲

Fall Enrollment by Age (Part B)

1)

I am not able to enter a number in the "Age unknown/unreported" box. How do I report students whose ages are unknown?

The number of students whose age is unknown will be computed by the data collection system. The difference between the sum of students reported by age category in Part B and the corresponding total enrollment reported in Part A results in the number of students whose age is unknown.

If this results in a negative number, a fatal error will appear and you will need to either correct your data or contact the IPEDS Help Desk for assistance.

Top ▲

2)

My institution uses age range categories that differ from the ones IPEDS uses in Part B. What should I do?

In order to have consistent data from all institutions, IPEDS must use standard age categories. Use the students' dates of birth to report the enrollment by IPEDS age categories.

Top ▲

Residence of First-Time Undergraduates (Part C)

1)

When reporting students by residence (Part C), should I include students who completed a GED in the second column that asks for numbers of students that graduated high school within 12 months?

If the student received the GED within the past 12 months, they should be included in the second column.

Top ▲

2)

Some first-time undergraduates at my institution are dependents whose parents are in foreign countries on a temporary basis (e.g., military/diplomatic service). When reporting residence and migration data, what location do I use?

The home state could be the student's or parent's official home state, the state where they are registered to vote or pay taxes, or the state issuing their driver's license. If no such information is available, they would be reported under "State unknown"(57).

Top ▲

Total Undergraduate Entering Class (Part D)

1)

What is the difference between the full-time, first-time degree/certificate-seeking cohort (GRS cohort) and the undergraduate entering class calculated in Part D?

In addition to the students in the full-time, first-time degree/certificate-seeking cohort, the total undergraduate entering class includes part-time students of the same criteria as well as transfers-in and full- and part-time non-degree/non-certificate-seeking students that are new to your institution in the Fall.

The entering class is intended to represent all students new to an institution in a given fall and provide context for the GRS cohort. The percent of the entering class that is represented by the institution's GRS cohort is included on College Navigator as a note to the graduation rate data displayed.

Top ▲

Retention Rates for First-Time Undergraduates (Part E)

1)

How is the retention rate calculated?

The retention rate is calculated as follows:

4-year Institutions:

first-time bachelor's degree-seeking students in Fall 2020 who are still enrolled in Fall 2021/(first-time bachelor's degree-seeking students in Fall 2020 - cohort exclusions + cohort inclusions)

2-year and Less-than-2-year Institutions:

(first-time students in Fall 2020 who are still enrolled in Fall 2021 + first-time students in Fall 2020 who completed their program by Fall 2021)/(first-time students in Fall 2020 - cohort exclusions + cohort inclusions)

Top ▲

2)

How do I report students who changed attendance status (part-time to full-time or full-time to part-time) between one fall and the next?

Report students based on their attendance status in the fall the cohort was initially based on, even if that status changed in the following fall.

Top ▲

3)

Are students on a leave of absence from the institution considered retained?

No. Students must be enrolled *for credit* at the institution in the Fall to be considered retained from the previous fall.

Top ▲

4)

For less-than-4-year institutions that have a student who completed a program and are still enrolled at the same institution in another program, how should they count that student?

The institution should count that student as "retained" only once. Do NOT count that student twice, once for having completed the program and another time for still being enrolled.

Top ▲

5)

My institution's freshman study abroad students were excluded from the prior year first-time enrollment count. How can I add these students back into the prior year's first-time cohort for the current year's retention calculation?

Freshman study abroad students can be added to the first-time cohort. Report in the inclusion box first-time bachelor's degree/certificate-seeking study abroad students who were excluded from the first-time cohort but who have re-enrolled at the institution their second year.

Top ▲

6)

Sophomore study abroad students have been excluded from my fall enrollment count because they are taking classes in a foreign country. How can I include them as part of my retention calculation?

Sophomore study abroad students are considered part of the retained cohort even though they may not be included in the institution's fall enrollment count. Count these students in the retained cohort.

Top ▲

Undergraduate Student-to-Faculty Ratio (Part F)

1)

How do I calculate my institution's student-to-faculty ratio?

A worksheet has been provided to guide the process of calculating the student-to-faculty ratio for your institution. The worksheet can be accessed from the Part F screen in the Data Collection System.

Top ▲

2)

Can you provide an example of a stand-alone graduate or professional program (a program such as medicine, law, veterinary, or dentistry in which faculty teach virtually only graduate-level students)?

An example of a program that would fall into this category (typically a doctor's-professional practice program) is a school of medicine that only awards degrees/certificates at the graduate level and therefore its faculty exclusively (or in some cases almost exclusively) teach graduate students. Programs that are "stand-alone" graduate programs may have some undergraduate students enrolled in their courses, however a "stand-alone" graduate program would only award degrees/certificates at the graduate level. An example of a graduate program that would not meet this criterion is a school of business that has an undergraduate and graduate program and therefore enrolls both types of students and awards degrees/certificates at both levels. Further, the faculty would teach a mix of undergraduate and graduate students. Excluding "stand-alone" graduate programs is intended to make the student-to-faculty ratio closer to an undergraduate student-to-faculty ratio than it would be if these programs were included in the calculation, without overburdening institutions.

Top ▲

3)

My institution has graduate and/or doctors-professional practice programs but does not have any "stand-alone" programs. What should I enter on the student and faculty exclusion line items related to these types of programs on the worksheet for Part F?

If your institution does not have any "stand-alone" graduate or professional programs, then enter 0 for students and 0 for faculty in the lines for these types of programs. Most institutions do not have these types of graduate or professional programs, so entering 0 in those lines will be fairly common.

Top ▲

IPEDS 2021-22 Data Collection System

IPEDS HELP DESK

(877) 225-2568 | ipedshelp@rti.org

OMB NO. 1850-0582 v.27 : Approval Expires 8/31/2022

2021-22 Survey Materials > Package



Print



Back to Question



Back to Results

Fall Enrollment for 2-year degree-granting institutions

Overview

Fall Enrollment Overview

The Fall Enrollment component collects student enrollment counts by level of student, enrollment status, gender and race/ethnicity. In addition, first-time student retention rates and the student-to-faculty ratio are collected. Enrollment by age is required in odd-numbered years, and enrollment by residence of first-time undergraduates is required in even-numbered years.

Institutions operating on a traditional academic year calendar (semester, trimester, quarter, or 4-1-4) report Fall enrollment as of the institution's official fall reporting date or October 15. Institutions operating on a calendar that differs by program or that enrolls students on a continuous basis (referred to as program reporters) report Fall enrollment as students enrolled any time during the period August 1 and October 31.

Data reporting reminders:

- Part B, Enrollment of students by age, is **required** this year.
- Part C, Residence of first-time degree/certificate-seeking undergraduates, is **optional** this year.
- For reporting students studying in consortium agreements, please refer to the Resource page at <https://nces.ed.gov/ipeds/report-your-data/data-tip-sheet-reporting-data-consortium-institutions>.

Changes to reporting for 2021-22:

There are no changes to this survey component.

Resources:

- To download the survey materials for this component: [Survey Materials](#)
- To access your prior year data submission for this component: [Reported Data](#)

If you have questions about completing this survey, please contact the **IPEDS Help Desk at 1-877-225-2568**.

Part Selection

Completion of Part C (Residence of First-Time Degree/Certificate-Seeking Undergraduates) is optional this year.

Do you wish to complete Part C this year?

If you select 'Yes', you will be expected to complete the Part C screens.

If you select 'No', you will skip Part C.

- No, I will not complete Part C
- Yes, I will complete Part C

Part A - Fall Enrollment for Full-Time Undergraduate Students

Academic reporters report enrollment as of the institution's official fall reporting date or as of October 15, 2021.

Program reporters report students enrolled at any time between August 1 and October 31, 2021.

Full-time Undergraduate Students

Reporting Reminders:

- Report Hispanic/Latino individuals of any race as Hispanic/Latino
- Report race for non-Hispanic/Latino individuals only
- Even though Teacher Preparation certificate programs may require a bachelor's degree for admission, they are considered subbaccalaureate undergraduate programs, and students in these programs are undergraduate students.

Men

Enrolled for credit	Degree/certificate-seeking			Total degree/certificate-seeking	Non-degree/non-certificate-seeking	Total, Full-time undergraduate students
	First-time	Non-first-time				
		Transfer-in	Continuing/Returning			
Nonresident alien	<input type="text"/>	<input type="text"/>	<input type="text"/>		<input type="text"/>	
Hispanic/Latino	<input type="text"/>	<input type="text"/>	<input type="text"/>		<input type="text"/>	
American Indian or Alaska Native	<input type="text"/>	<input type="text"/>	<input type="text"/>		<input type="text"/>	
Asian	<input type="text"/>	<input type="text"/>	<input type="text"/>		<input type="text"/>	
Black or African American	<input type="text"/>	<input type="text"/>	<input type="text"/>		<input type="text"/>	
Native Hawaiian or Other Pacific Islander	<input type="text"/>	<input type="text"/>	<input type="text"/>		<input type="text"/>	
White	<input type="text"/>	<input type="text"/>	<input type="text"/>		<input type="text"/>	
Two or more races	<input type="text"/>	<input type="text"/>	<input type="text"/>		<input type="text"/>	
Race and ethnicity unknown	<input type="text"/>	<input type="text"/>	<input type="text"/>		<input type="text"/>	
Total men						
Total men prior year						

Women

Enrolled for credit	Degree/certificate-seeking			Total degree/certificate-seeking	Non-degree/non-certificate-seeking	Total, Full-time undergraduate students
	First-time	Non-first-time				
		Transfer-in	Continuing/Returning			
Nonresident alien	<input type="text"/>	<input type="text"/>	<input type="text"/>		<input type="text"/>	
Hispanic/Latino	<input type="text"/>	<input type="text"/>	<input type="text"/>		<input type="text"/>	
American Indian or Alaska Native	<input type="text"/>	<input type="text"/>	<input type="text"/>		<input type="text"/>	
Asian	<input type="text"/>	<input type="text"/>	<input type="text"/>		<input type="text"/>	
Black or African American	<input type="text"/>	<input type="text"/>	<input type="text"/>		<input type="text"/>	
Native Hawaiian or Other Pacific Islander	<input type="text"/>	<input type="text"/>	<input type="text"/>		<input type="text"/>	
White	<input type="text"/>	<input type="text"/>	<input type="text"/>		<input type="text"/>	
Two or more races	<input type="text"/>	<input type="text"/>	<input type="text"/>		<input type="text"/>	
Race and ethnicity unknown	<input type="text"/>	<input type="text"/>	<input type="text"/>		<input type="text"/>	
Total women						
Total women prior year						

Grand total (men+women)						
Grand total (men+women) prior year						

Part A - Fall Enrollment for Part-time Undergraduate Students

Academic reporters report enrollment as of the institution's official fall reporting date or as of October 15, 2021.

Program reporters report students enrolled at any time between August 1 and October 31, 2021.

Part-time Undergraduate Students

Reporting Reminders:

- Report Hispanic/Latino individuals of any race as Hispanic/Latino
- Report race for non-Hispanic/Latino individuals only
- Even though Teacher Preparation certificate programs may require a bachelor's degree for admission, they are considered subbaccalaureate undergraduate programs, and students in these programs are undergraduate students.

Men

Enrolled for credit	Degree/certificate-seeking			Total degree/certificate-seeking	Non-degree/non-certificate-seeking	Total, part-time undergraduate students
	First-time	Non-first-time				
		Transfer-in	Continuing/Returning			
Nonresident alien	<input type="text"/>	<input type="text"/>	<input type="text"/>		<input type="text"/>	
Hispanic/Latino	<input type="text"/>	<input type="text"/>	<input type="text"/>		<input type="text"/>	
American Indian or Alaska Native	<input type="text"/>	<input type="text"/>	<input type="text"/>		<input type="text"/>	
Asian	<input type="text"/>	<input type="text"/>	<input type="text"/>		<input type="text"/>	
Black or African American	<input type="text"/>	<input type="text"/>	<input type="text"/>		<input type="text"/>	
Native Hawaiian or Other Pacific Islander	<input type="text"/>	<input type="text"/>	<input type="text"/>		<input type="text"/>	
White	<input type="text"/>	<input type="text"/>	<input type="text"/>		<input type="text"/>	
Two or more races	<input type="text"/>	<input type="text"/>	<input type="text"/>		<input type="text"/>	
Race and ethnicity unknown	<input type="text"/>	<input type="text"/>	<input type="text"/>		<input type="text"/>	
Total men						
Total men prior year						

Women

Enrolled for credit	Degree/certificate-seeking			Total degree/certificate-seeking	Non-degree/non-certificate-seeking	Total, part-time undergraduate students
	First-time	Non-first-time				
		Transfer-in	Continuing/Returning			
Nonresident alien	<input type="text"/>	<input type="text"/>	<input type="text"/>		<input type="text"/>	
Hispanic/Latino	<input type="text"/>	<input type="text"/>	<input type="text"/>		<input type="text"/>	
American Indian or Alaska Native	<input type="text"/>	<input type="text"/>	<input type="text"/>		<input type="text"/>	
Asian	<input type="text"/>	<input type="text"/>	<input type="text"/>		<input type="text"/>	
Black or African American	<input type="text"/>	<input type="text"/>	<input type="text"/>		<input type="text"/>	
Native Hawaiian or Other Pacific Islander	<input type="text"/>	<input type="text"/>	<input type="text"/>		<input type="text"/>	
White	<input type="text"/>	<input type="text"/>	<input type="text"/>		<input type="text"/>	
Two or more races	<input type="text"/>	<input type="text"/>	<input type="text"/>		<input type="text"/>	
Race and ethnicity unknown	<input type="text"/>	<input type="text"/>	<input type="text"/>		<input type="text"/>	
Total women						
Total women prior year						

Grand total (men+women)						
Grand total (men+women) prior year						

Part A - Fall Enrollment Summary

Fall Enrollment Summary

Men

Students enrolled for credit	Total full-time students	Total part-time students	Grand total, all students
<u>Nonresident alien</u>			
<u>Hispanic/Latino</u>			
<u>American Indian or Alaska Native</u>			
<u>Asian</u>			
<u>Black or African American</u>			
<u>Native Hawaiian or Other Pacific Islander</u>			
<u>White</u>			
Two or more races			
<u>Race and ethnicity unknown</u>			
Total men			

Women


Students enrolled for credit	Total full-time students	Total part-time students	Grand total, all students
<u>Nonresident alien</u>			
<u>Hispanic/Latino</u>			
<u>American Indian or Alaska Native</u>			
<u>Asian</u>			
<u>Black or African American</u>			
<u>Native Hawaiian or Other Pacific Islander</u>			
<u>White</u>			
Two or more races			
<u>Race and ethnicity unknown</u>			
Total women			
Grand Total (men+women)			

Part A - Fall Enrollment by Distance Education Status

Academic reporters report enrollment as of the institution's official fall reporting date or as of October 15, 2021.

Program reporters report students enrolled at any time between August 1 and October 31, 2021.

	Undergraduate Students	
	Degree/certificate-seeking	Non-degree/non-certificate-seeking
 Enrolled <i>exclusively</i> in <u>distance education courses</u>	<input type="text"/>	<input type="text"/>
Enrolled in <i>at least one</i> but not all distance education courses	<input type="text"/>	<input type="text"/>
<i>Not enrolled</i> in any distance education courses		
Total (from prior part A screens)		

 You may use the box below to provide additional context for the data you have reported above. Context notes will be posted on the College Navigator website. Therefore, you should write all context notes using proper grammar (e.g., complete sentences with punctuation) and common language that can be easily understood by students and parents (e.g., spell out acronyms).

Part A - Fall Enrollment by Distance Education Status

Of those students *exclusively* enrolled in distance education courses, report the number that are:

	Undergraduate Students	
	Degree/certificate-seeking	Non-degree/non-certificate-seeking
Located in the same state/jurisdiction as the institution	<input type="text"/>	<input type="text"/>
Located in the U.S. but not in the same state/jurisdiction as the institution	<input type="text"/>	<input type="text"/>
Located in the U.S. but state/jurisdiction unknown	<input type="text"/>	<input type="text"/>
Located outside the U.S.	<input type="text"/>	<input type="text"/>
Location unknown/unreported		
Total students exclusively enrolled in distance education (from section above)		

Part B - Fall Enrollment by Age and Gender for Full-time Undergraduate Students

Academic reporters report enrollment as of the institution's official fall reporting date or as of October 15, 2021.

Program reporters report students enrolled at any time between August 1 and October 31, 2021.

Age	Full-time Undergraduate Students	
	Men	Women
Under 18	<input type="text"/>	<input type="text"/>
18-19	<input type="text"/>	<input type="text"/>
20-21	<input type="text"/>	<input type="text"/>
22-24	<input type="text"/>	<input type="text"/>
25-29	<input type="text"/>	<input type="text"/>
30-34	<input type="text"/>	<input type="text"/>
35-39	<input type="text"/>	<input type="text"/>
40-49	<input type="text"/>	<input type="text"/>
50-64	<input type="text"/>	<input type="text"/>
65 and over	<input type="text"/>	<input type="text"/>
Age unknown/unreported		
Total full-time undergraduate students (from part A)		

Part B - Fall Enrollment by Age and Gender for Part-time Undergraduate Students

Academic reporters report enrollment as of the institution's official fall reporting date or as of October 15, 2021.


Program reporters report students enrolled at any time between August 1 and October 31, 2021.

Age	Part-time Undergraduate Students	
	Men	Women
Under 18	<input type="text"/>	<input type="text"/>
18-19	<input type="text"/>	<input type="text"/>
20-21	<input type="text"/>	<input type="text"/>
22-24	<input type="text"/>	<input type="text"/>
25-29	<input type="text"/>	<input type="text"/>
30-34	<input type="text"/>	<input type="text"/>
35-39	<input type="text"/>	<input type="text"/>
40-49	<input type="text"/>	<input type="text"/>
50-64	<input type="text"/>	<input type="text"/>
65 and over	<input type="text"/>	<input type="text"/>
Age unknown/unreported		
Total part-time undergraduate students (from part A)		

Part C - Screening Question

Did any of your first-time degree/certificate-seeking undergraduate students (reported in Part A) enroll within 12 months of graduating high school or receiving their GED?

- No, we do not have any first-time students who enrolled within 12 months of their high school graduation.
- Yes, we have first-time students who enrolled within 12 months of their high school graduation.

 You may use the box below to provide additional context for the data you have reported above. Context notes will be posted on the College Navigator website. Therefore, you should write all context notes using proper grammar (e.g., complete sentences with punctuation) and common language that can be easily understood by students and parents (e.g., spell out acronyms).

Part C - Residence of First-time Undergraduates

Academic reporters report enrollment as of the institution's official fall reporting date or as of October 15, 2021.

Program reporters report students enrolled at any time between August 1 and October 31, 2021.

NOTE: These data are **optional** this year.

Enter **at least one** zero, where applicable, to verify that the screen has not been skipped.

State of <u>residence</u> when student was first admitted	FIPS Code	i Total <u>first-time</u> degree/certificate-seeking undergraduates (1)	Of students in column 1, those who enrolled within 12 months of high school graduation or receiving their GED (2)
Alabama	01	<input type="text"/>	<input type="text"/>
Alaska	02	<input type="text"/>	<input type="text"/>
Arizona	04	<input type="text"/>	<input type="text"/>
Arkansas	05	<input type="text"/>	<input type="text"/>
California	06	<input type="text"/>	<input type="text"/>
Colorado	08	<input type="text"/>	<input type="text"/>
Connecticut	09	<input type="text"/>	<input type="text"/>
Delaware	10	<input type="text"/>	<input type="text"/>
District of Columbia	11	<input type="text"/>	<input type="text"/>
Florida	12	<input type="text"/>	<input type="text"/>
Georgia	13	<input type="text"/>	<input type="text"/>
Hawaii	15	<input type="text"/>	<input type="text"/>
Idaho	16	<input type="text"/>	<input type="text"/>
Illinois	17	<input type="text"/>	<input type="text"/>
Indiana	18	<input type="text"/>	<input type="text"/>
Iowa	19	<input type="text"/>	<input type="text"/>
Kansas	20	<input type="text"/>	<input type="text"/>
Kentucky	21	<input type="text"/>	<input type="text"/>
Louisiana	22	<input type="text"/>	<input type="text"/>
Maine	23	<input type="text"/>	<input type="text"/>

Part C - Residence of First-time Undergraduates

Academic reporters report enrollment as of the institution's official fall reporting date or as of October 15, 2021.

Program reporters report students enrolled at any time between August 1 and October 31, 2021.

NOTE: These data are **optional** this year.

Enter **at least one** zero, where applicable, to verify that the screen has not been skipped.

State of <u>residence</u> when student was first admitted	FIPS Code	Total <u>first-time</u> degree/certificate-seeking undergraduates (1)	Of students in column 1, those who enrolled within 12 months of high school graduation or receiving their GED (2)
Maryland	24	<input type="text"/>	<input type="text"/>
Massachusetts	25	<input type="text"/>	<input type="text"/>
Michigan	26	<input type="text"/>	<input type="text"/>
Minnesota	27	<input type="text"/>	<input type="text"/>
Mississippi	28	<input type="text"/>	<input type="text"/>
Missouri	29	<input type="text"/>	<input type="text"/>
Montana	30	<input type="text"/>	<input type="text"/>
Nebraska	31	<input type="text"/>	<input type="text"/>
Nevada	32	<input type="text"/>	<input type="text"/>
New Hampshire	33	<input type="text"/>	<input type="text"/>
New Jersey	34	<input type="text"/>	<input type="text"/>
New Mexico	35	<input type="text"/>	<input type="text"/>
New York	36	<input type="text"/>	<input type="text"/>
North Carolina	37	<input type="text"/>	<input type="text"/>
North Dakota	38	<input type="text"/>	<input type="text"/>
Ohio	39	<input type="text"/>	<input type="text"/>
Oklahoma	40	<input type="text"/>	<input type="text"/>
Oregon	41	<input type="text"/>	<input type="text"/>
Pennsylvania	42	<input type="text"/>	<input type="text"/>
Rhode Island	44	<input type="text"/>	<input type="text"/>

Part C - Residence of First-time Undergraduates


Academic reporters report enrollment as of the institution's official fall reporting date or as of October 15, 2021.

Program reporters report students enrolled at any time between August 1 and October 31, 2021.

NOTE: These data are optional this year.

Enter at least one zero, where applicable, to verify that the screen has not been skipped.

State of <u>residence</u> when student was first admitted	FIPS Code	Total <u>first-time</u> degree/certificate-seeking undergraduates (1)	Of students in column 1, those who enrolled within 12 months of high school graduation or receiving their GED (2)
South Carolina	45	<input type="text"/>	<input type="text"/>
South Dakota	46	<input type="text"/>	<input type="text"/>
Tennessee	47	<input type="text"/>	<input type="text"/>
Texas	48	<input type="text"/>	<input type="text"/>
Utah	49	<input type="text"/>	<input type="text"/>
Vermont	50	<input type="text"/>	<input type="text"/>
Virginia	51	<input type="text"/>	<input type="text"/>
Washington	53	<input type="text"/>	<input type="text"/>
West Virginia	54	<input type="text"/>	<input type="text"/>
Wisconsin	55	<input type="text"/>	<input type="text"/>
Wyoming	56	<input type="text"/>	<input type="text"/>
<u>State Unknown</u>	57	<input type="text"/>	<input type="text"/>
American Samoa	60	<input type="text"/>	<input type="text"/>
Federated States of Micronesia	64	<input type="text"/>	<input type="text"/>
Guam	66	<input type="text"/>	<input type="text"/>
Marshall Islands	68	<input type="text"/>	<input type="text"/>
Northern Marianas	69	<input type="text"/>	<input type="text"/>
Palau	70	<input type="text"/>	<input type="text"/>
Puerto Rico	72	<input type="text"/>	<input type="text"/>
Virgin Islands	78	<input type="text"/>	<input type="text"/>
Foreign Countries	90	<input type="text"/>	<input type="text"/>
Residence unknown/unreported	98		
Total first-time degree/certificate-seeking undergraduates (from Part A)			

 You may use the box below to provide additional context for the data you have reported above. Context notes will be posted on the College Navigator website. Therefore, you should write all context notes using proper grammar (e.g., complete sentences with punctuation) and common language that can be easily understood by students and parents (e.g., spell out acronyms).

Part D - Total Undergraduate Entering Class

Total Undergraduate Entering Class, Fall 2021

D1	Total full-time, first-time degree/certificate-seeking <u>undergraduates</u> from Part A (GR <u>cohort</u>)	
D2	Total <u>first-time</u> degree/certificate-seeking undergraduates (full-time + part-time) from Part A	
D3	Total <u>transfer-in (non-first-time entering)</u> , degree/certificate-seeking undergraduates (full-time + part-time) from Part A	
D4	Total <u>non-degree/non-certificate-seeking</u> undergraduates (full-time + part-time) from Part A	
D5	Of the total non-degree/non-certificate-seeking undergraduates displayed on line D4, the number that are new to the institution in Fall 2021	<input type="text"/>
D6	Total <u>entering students</u> at the undergraduate level Note: This is calculated as first-time students (line D2) + students transferring to the institution (line D3) + non-degree/non-certificate-seeking undergraduates entering in Fall 2021 (line D5).	
D7	Percentage of undergraduate entering class represented by your GR <u>cohort</u> (line D1/line D6)	

Part E - First-Time Student Cohort Retention Rates (Full-time)

Retention Rates - Full-time, First-time Degree/Certificate-Seeking Cohort from Fall 2020

The Fall 2020 cohort is preloaded based on data reported in the prior year Fall Enrollment survey component.


Academic reporters report retention data as of the institution's official fall reporting date or as of October 15. Program reporters determine the cohort with enrollment any time between August 1 and October 31, 2020 and retention based on August 1, 2021.

The retention rate is calculated by the system after clicking "Save" on the screen. Exclusions are subtracted from the original cohort and the resulting adjusted cohort is used for calculating the retention rate.

Retention Data Reporting Reminders:

- Include only **full-time, first-time degree/certificate-seeking** students in this cohort.
- Determine full-time using Fall 2020 attendance status (e.g., if a student was full-time in Fall 2020, report them in the full-time cohort regardless of Fall 2021 status).
- If there are no students to report in the cohort, enter zero. Do not leave the field blank.
- Report in the exclusions box (line E2a) the number of students from the cohort who left the institution for any of the following reasons: died or were totally and permanently disabled; to serve in the armed forces (including those called to active duty); to serve with a foreign aid service of the Federal Government (e.g., Peace Corps); or to serve on official church missions.
- Report in the inclusion box (line E2b) first-time bachelor's-seeking study abroad students who were excluded from the first-time cohort (line E1) but who have re-enrolled at the institution their second year.

FULL-TIME, FIRST-TIME COHORT RETENTION:	Preloaded cohort		Prior year data (Fall 2019 cohort)
E1 Full-time, first-time Fall 2020 cohort		<input type="text"/>	<input type="text"/>
E2a <u>Exclusions</u> from the Fall 2020 cohort		<input type="text"/>	<input type="text"/>
E2b Inclusions to the Fall 2020 cohort		<input type="text"/>	<input type="text"/>
E3 Adjusted Fall 2020 cohort (line E1 - E2a + E2b)		<input type="text"/>	<input type="text"/>
E4 Students from Fall 2020 cohort who are still enrolled + students from Fall 2020 cohort who completed their program as of Fall 2021		<input type="text"/>	<input type="text"/>
E5 Full-time, first-time Fall 2020 cohort retention rate (line E4 / line E3)			<input type="text"/>

 The notes below provide context for the data you've reported above and **may** be posted on the College Navigator website. Choose one option that best explains your data or choose "Non-applicable" if you do not wish to provide context notes. If none of the options provided explain your institution's data, then choose "Other" and write your own context notes. Therefore, you should write all context notes using proper grammar (e.g., complete sentences with punctuation) and common language that can be easily understood by students and parents (e.g., spell out acronyms).

Not Applicable ▼

Part E - First-Time Student Cohort Retention Rates (Part-time)

Retention Rates - Part-time, First-time Degree/Certificate-Seeking Cohort from Fall 2020



The Fall 2020 cohort is preloaded based on data reported in the prior year Fall Enrollment survey component.


Academic reporters report retention data as of the institution's official fall reporting date or as of October 15. Program reporters determine the cohort with enrollment any time between August 1 and October 31, 2020 and retention based on August 1, 2021.

The retention rate is calculated by the system after clicking "Save" on the screen. Exclusions are subtracted from the original cohort and the resulting adjusted cohort is used for calculating the retention rate.

Retention Data Reporting Reminders:

- Include only **part-time, first-time degree/certificate-seeking** students in this cohort.
- Determine part-time using Fall 2020 attendance status (e.g., if a student was part-time in Fall 2020, report them in the part-time cohort regardless of their Fall 2021 status).
- If there are no students to report in the cohort, enter zero. Do not leave the field blank.
- Report in the exclusions box (line E7a) the number of students from the cohort who left the institution for any of the following reasons: died or were totally and permanently disabled; to serve in the armed forces (including those called to active duty); to serve with a foreign aid service of the Federal Government (e.g., Peace Corps); or to serve on official church missions.
- Report in the inclusion box (line E7b) first-time bachelor's-seeking study abroad students who were excluded from the first-time cohort (line E6) but who have re-enrolled at the institution their second year.

PART-TIME, FIRST-TIME COHORT RETENTION:	Preloaded cohort			Prior year data (Fall 2019 cohort)
E6 Part-time, first-time Fall 2020 cohort		<input type="text"/>		
E7a <u>Exclusions</u> from the Fall 2020 cohort		<input type="text"/>		
E7b Inclusions to the Fall 2020 cohort		<input type="text"/>		
E8 Adjusted Fall 2020 cohort (line E6 - E7a + E7b)				
E9 Students from Fall 2020 cohort who are still enrolled + students from Fall 2020 cohort who completed their program as of Fall 2021		<input type="text"/>		
E10 Part-time, first-time Fall 2020 cohort retention rate (line E9 / line E8)			%	%

 The notes below provide context for the data you've reported above and **may** be posted on the College Navigator website. Choose one option that best explains your data or choose "Non-applicable" if you do not wish to provide context notes. If none of the options provided explain your institution's data, then choose "Other" and write your own context notes. Therefore, you should write all context notes using proper grammar (e.g., complete sentences with punctuation) and common language that can be easily understood by students and parents (e.g., spell out acronyms).

Not Applicable 

Part F - Student-to-Faculty Ratio

Student-to-Faculty Ratio

Please provide your institution's student-to-faculty ratio (i.e., student-to-instructional staff) for undergraduate programs for Fall 2021. The student-to-faculty ratio and any accompanying context that is provided will be displayed on College Navigator.

Note: Logic in this item is similar to item I-2 from the Common Data Set data collection.


[Click here to use a worksheet to help you determine the student-to-faculty ratio](#)

Student-to-faculty ratio

to 1

Student-to-faculty ratio prior year

to 1

 You may use the box below to provide additional context for the data you have reported above. Context notes will be posted on the College Navigator website. Therefore, you should write all context notes using proper grammar (e.g., complete sentences with punctuation) and common language that can be easily understood by students and parents (e.g., spell out acronyms).

Part F - Less Than Four-Year Institutions and Four Year-Institutions Without Graduate Programs Student-to-Faculty Ratio Worksheet
To reduce administrative burden, this worksheet is optional but is provided to help you determine your institution's student-to-faculty ratio.

Data entered on this worksheet will NOT be collected or saved. Therefore, please PRINT and SAVE this worksheet if you would like to refer to the ratio calculation for your institution at a later time.

Note: The logic used for this calculation is similar to item I-2 from the Common Data Set data collection.

Students, Fall 2021

F1 Total full-time students from Part A

F2 Total part-time students from Part A

F3 Full-time equivalent of part-time students
(Line F2 * 1/3)

F4 Total full-time equivalent students
(Line F1 + F3)

Instructional Staff, Fall 2021

FULL-TIME INSTRUCTIONAL STAFF:

F5 Number of full-time instructional staff as reported on the HR survey component

Full-Time Instructional Staff Exclusion (Line F6):

F6 **Full-Time Instructional Staff Exclusion:**

Of the number of full-time instructional staff reported in Line F5, the number teaching exclusively **non-credit** courses

F7 Total adjusted full-time instructional staff
(Line F5 - F6)

PART-TIME INSTRUCTIONAL STAFF:

F8 Number of part-time instructional staff as reported on the HR survey component

Part-Time Instructional Staff Exclusion (Line F9):

F9 Of the number of part-time instructional staff reported in Line F8, the number teaching exclusively **non-credit** courses

Part-Time Instructional Staff Addition (Line F10):

F10 Number of administrators, or other staff **NOT** reported to IPEDS as instructors, that are teaching a credit course(s) in the Fall

F11 Total adjusted part-time instructional staff
(Line F8 - F9 + F10)

F12 Full-time equivalent of adjusted part-time instructional staff
(Line F11 * 1/3)

F13 Total full-time equivalent instructional staff
(Line F7 + F12)

F14 Student-to-faculty ratio
(Line F4/F13)

to 1

Prepared by

Reporting Reminders:

- The name of the preparer is being collected so that we can follow up with the appropriate person in the event that there are questions concerning the data.
- The Keyholder will be copied on all email correspondence to other preparers.
- The time it took to prepare this component is being collected so that we can continue to improve our estimate of the reporting burden associated with IPEDS.
- Please include in your estimate the time it took for you to review instructions, query and search data sources, complete and review the component, and submit the data through the Data Collection System.
- Thank you for your assistance.

This survey component was prepared by:

<input type="radio"/> Keyholder	<input type="radio"/> SFA Contact	<input type="radio"/> HR Contact
<input type="radio"/> Finance Contact	<input type="radio"/> Academic Library Contact	<input type="radio"/> Other
Name: <input type="text"/>		
Email: <input type="text"/>		

How many staff from your institution only were involved in the data collection and reporting process of this survey component?

Number of Staff (including yourself)

How many hours did you and others from your institution only spend on each of the steps below when responding to this survey component?
Exclude the hours spent collecting data for state and other reporting purposes.

Staff member	Collecting Data Needed	Revising Data to Match IPEDS Requirements	Entering Data	Revising and Locking Data
Your office	<input type="text"/> hours	<input type="text"/> hours	<input type="text"/> hours	<input type="text"/> hours
Other offices	<input type="text"/> hours	<input type="text"/> hours	<input type="text"/> hours	<input type="text"/> hours

Fall Enrollment Full Instructions

Purpose of Survey

Changes in Reporting

General Instructions

[Reporting Period Covered](#)

[Context Boxes](#)

Coverage

[Who To Include](#)

[Who To Exclude](#)

Where to Get Help For Reporting

[IPEDS Help Desk](#)

[AIR Website](#)

[IPEDS Website Resources](#)

Where the Reported Data Will Appear

[Institution Level](#)

[Aggregate Level](#)

Reporting Directions

[Screening Questions](#)

[Reporting Individuals by Racial/Ethnic Categories](#)

[Part A: Fall Enrollment by Level, Attendance Status, Race/Ethnicity, and Gender](#)

[Part B: Fall Enrollment by Age](#)

[Part C: Residence of First-Time Degree/Certificate-Seeking Undergraduates](#)

[Part D: Total Undergraduate Entering Class](#)

[Part E: Retention Rates for First-Time Degree/Certificate-Seeking Undergraduates](#)

[Part F: Student-to-Faculty Ratio](#)

Purpose of Survey

The purpose of the Fall Enrollment component of IPEDS is to collect enrollment data on all students enrolled for credit in courses/programs that could lead to awards ranging from postsecondary certificates of less than 1 year to doctoral degrees. Fall enrollment data are collected by level of student, attendance status, race/ethnicity, and gender. In addition, the Fall Enrollment component collects data on the institution's undergraduate entering class, first-time student retention rates, and the student-to-faculty ratio. Every other year data on enrollment by nine selected fields of study are collected, as is residency of first-time degree/certificate-seeking undergraduate students. In opposite years, enrollment by student age is collected.

[Top ▲](#)

Changes in reporting

Enrollment by age is mandatory this year. Enrollment by residence is optional.

[Top ▲](#)

General Instructions

Reporting Period Covered

For institutions operating on a traditional academic year calendar (semester, trimester, quarter, or 4-1-4), fall enrollment should be reported as of the institution's official fall reporting date or October 15.

For institutions operating on an "other academic calendar," a calendar that differs by program, or enrolls students on a continuous basis (referred to as program reporters), fall enrollment is reported for students enrolled any time during the period August 1 and October 31.

[Top ▲](#)

Context Boxes

Context boxes are provided to allow institutions to provide more information regarding survey component items. Note that some context boxes are posted on the [College Navigator Website](#), which is the college search tool offered by NCES. NCES will review entries in these context boxes for applicability and appropriateness before posting them on the [College Navigator Website](#); institutions should check grammar and spelling of their entries.

Top ▲

Coverage

Who to Include

Include all students **enrolled for credit** (enrolled in instructional activity, courses or programs, that can be applied towards the requirements for a postsecondary degree, diploma, certificate, or other recognized postsecondary credential), regardless of whether or not they are seeking a degree or certificate. This includes:

- Students enrolled for credit in off-campus centers
- High school students taking regular college courses for credit
- Students taking remedial courses if the student is degree-seeking for the purpose of student financial aid determination
- Students from overseas enrolled in for credit at your institution (e.g., online students)

Who to Exclude

Exclude students who are **not** enrolled for credit. For example, exclude:

- Students enrolled exclusively in courses that cannot be applied towards a recognized postsecondary credential
- Students enrolled only in ESL programs (programs comprised exclusively of ESL courses)
- Students enrolled exclusively in Continuing Education Units (CEUs)
- Students exclusively auditing classes

In addition, the following students should be excluded:

- Any student studying abroad (e.g., at a foreign university) if their enrollment at the 'home' institution serves as an administrative record
- Students enrolled in any branch campus located in a foreign country
- Students in Experimental Pell Programs

Top ▲

Where to Get Help with Reporting

IPEDS Help Desk

Phone: (877) 225-2568

E-mail: ipedshelp@rti.org

Web Tutorials

You can consult the [IPEDS Website's Trainings & Outreach](#) page which contains several tutorials on IPEDS data collection, a self-paced overview of IPEDS tools, and other valuable resources.

IPEDS Resource Page

The [IPEDS Website's Reporting Tools](#) page contains frequently asked questions, a link to data tip sheets, tutorials, taxonomies, information centers (e.g., academic libraries, average net price, human resources, race/ethnicity, etc.), and other valuable information.

Top ▲

Where the Reported Data Will Appear

Data collected through IPEDS will be accessible at the institution and aggregate levels.

At the institution-level, data will appear in the:

- [College Navigator Website](#)
- [IPEDS Use the Data portal](#)
- [IPEDS Data Feedback Reports](#)
- [College Affordability and Transparency Center Website](#)

At the aggregate-level, data will appear in:

- [IPEDS Data Explorer](#)
- [IPEDS Data Feedback Reports](#)
- [The Digest of Education Statistics](#)
- [The Condition of Education](#)

Top ▲

Reporting Directions

Screening Questions

Before entering any data, screening questions will need to be answered.

Part C Selection

Part C (Enrollment of Students by Residence) is optional this year. Indicate whether or not you will complete Part C of the Fall Enrollment survey component this year.

Top ▲

Reporting Persons by Racial/Ethnic Category (1997 OMB)

This information is being collected in compliance with Title VI of the Civil Rights Act of 1964 and Title IX of the Education Amendments of 1972 and Sec. 421(a) (1) of the Carl D. Perkins Vocational Education Act. These instructions correspond with the Final Guidance on Maintaining, Collecting, and Reporting Racial and Ethnic Data to the U.S. Department of Education, published in the Federal Register on October 19, 2007.

Method of collection - Institutions must collect race and ethnicity information using a 2-question format. The first question is whether the respondent is Hispanic/Latino. The second question is whether the respondent is from one or more races from the following list: American Indian or Alaska Native, Asian, Black or African American, Native Hawaiian or Other Pacific Islander, and White. Institutions should allow students and staff to self-identify their race and ethnicity. For further details on the guidance for collecting these data, please see the full Federal Register notice.

Method of reporting aggregate data - Institutions must report aggregate data to the U.S. Department of Education using the NINE categories below. Racial/ethnic designations are requested only for United States citizens, resident aliens, and other eligible non-citizens.

- Hispanic or Latino, regardless of race

For Non-Hispanic/Latino individuals:

- American Indian or Alaska Native
- Asian
- Black or African American
- Native Hawaiian or Other Pacific Islander
- White
- Two or more races

In addition, the following categories may be used:

- Nonresident alien
- Race and ethnicity unknown

Racial/ethnic descriptions - Racial/ethnic designations as used in this survey do not denote scientific definitions of anthropological origins. The categories are:

- Hispanic or Latino- A person of Cuban, Mexican, Puerto Rican, South or Central American, or other Spanish culture or origin, regardless of race.
- American Indian or Alaska Native- A person having origins in any of the original peoples of North and South America (including Central America) who maintains cultural identification through tribal affiliation or community attachment.
- Asian- A person having origins in any of the original peoples of the Far East, Southeast Asia, or the Indian Subcontinent, including, for example, Cambodia, China, India, Japan, Korea, Malaysia, Pakistan, the Philippine Islands, Thailand, and Vietnam.
- Black or African American- A person having origins in any of the black racial groups of Africa.
- Native Hawaiian or Other Pacific Islander- A person having origins in any of the original peoples of Hawaii, Guam, Samoa, or other Pacific Islands.
- White - A person having origins in any of the original peoples of Europe, the Middle East, or North Africa.

Other descriptive categories

- **Nonresident alien** - A person who is not a citizen or national of the United States and who is in this country on a visa or temporary basis and does not have the right to remain indefinitely. NOTE - Nonresident aliens are to be reported separately, in the boxes provided, rather than included in any of the seven racial/ethnic categories. Resident aliens and other eligible (for financial aid purposes) non-citizens who are not citizens or nationals of the United States and who have been admitted as legal immigrants for the purpose of obtaining permanent resident alien status (and who hold either an alien registration card (Form I-551 or I-151), a Temporary Resident Card (Form I-688), or an Arrival-Departure Record (Form I-94) with a notation that conveys legal immigrant status such as Section 207 Refugee, Section 208 Asylee, Conditional Entrant Parolee or Cuban-Haitian) are to be reported in the appropriate racial/ethnic categories along with United States citizens.
- **Race and ethnicity unknown** - This category is used only if the person did not select EITHER a racial or ethnic designation.

Top ▲

Part A: Full-Time Undergraduate Students by Race/Ethnicity and Gender

On this screen, include all students enrolled for credit, full-time at the undergraduate level. The undergraduate level includes students enrolled in undergraduate level courses, in 4 or 5-year bachelor's degree programs, associate's degree programs, or any certificate programs below the baccalaureate level. Students who have already earned a bachelor's degree but are taking undergraduate courses for credit should be included as undergraduates.

Full-time, first-time degree/certificate-seeking students

In column 1, report undergraduate students who have **no prior postsecondary experience** and have enrolled **full-time** with the **intent to earn a degree**, certificate, or other recognized postsecondary credential. The following are also considered first-time:

- Students enrolled in the fall term who attended college for the first time in the prior summer term (applicable to academic reporters only)
- Students who entered with advanced standing (any college credits or recognized postsecondary credential earned before graduation from high school)

In order to be considered degree or certificate-seeking, the student must be enrolled in courses for credit and be recognized by the institution as seeking a degree or other recognized postsecondary credential. **Note:** All students eligible to receive federal student financial aid are to be considered degree/certificate-seeking. Dual enrolled high school students are not degree/certificate-seeking students.

Program Reporters: Include first-time students who entered your institution between August 1, 2021 and October 31, 2021.

Academic Reporters: Student counts reported in column 1 define the initial cohort for reporting graduation rates in the IPEDS Graduation Rates (GR) component to meet Student Right-to-Know reporting requirements. Students reported in this group will become your GR cohort in the reporting year appropriate for your institution. The number of students reported in column 1 will also appear in Part D to be used in determining the percentage of the undergraduate entering class represented by the cohort.

Full-time, transfer-in (non-first-time entering) degree/certificate-seeking undergraduate students

In column 2, report the total number of full-time degree/certificate-seeking undergraduate students entering the reporting institution for the first time but known to have previously attended a postsecondary institution at the undergraduate level. Include students enrolled in the fall term who transferred into the institution the prior summer term. These students may or may not have transferred credit(s).

Program Reporters: Include students who transferred into your institution between August 1, 2021 and October 31, 2021

Academic Reporters: Include students who transferred into your institution as of the institution's official fall reporting date or October 15, 2021 and those who transferred in the prior summer term.

Full-time, continuing degree/certificate-seeking undergraduate students

In column 3, report the total number of continuing (i.e., not first-time and not transfer-in) full-time degree/certificate-seeking undergraduate students. These are students who are not new to the institution in the fall, but instead are continuing their studies at the institution.

Full-time, non-degree/non-certificate-seeking full-time undergraduates

In column 5, report the total number of full-time non-degree/non-certificate-seeking undergraduates. These students are enrolled for credit but not with the intent of earning a degree or other recognized postsecondary credential. **Note:** High school students enrolled in creditable courses prior to high school graduation are considered non-degree/non-certificate-seeking students.

Once you save the data by clicking the 'Verify and Save' button, the 'Total full-time degree/certificate-seeking undergraduates' (column 4) and 'Total, full-time undergraduate students' (column 6) will be calculated by the system and display on the survey screen.

Top ▲

Part A: Part-time Undergraduate Students

Report part-time students using the same definitions and instructions provided for full-time undergraduate students.

Top ▲

Part A: Enrollment by Distance Education Status

On this screen, report all students reported on previous Part A screens who are:

- **Enrolled exclusively in distance education courses offered at your institution:** Students who are enrolled only in courses that are considered distance education courses at your institution.
- **Enrolled in at least one but not all distance education courses offered at your institution:** Students who are enrolled in at least one course that is considered a distance education course, but are not enrolled exclusively in distance education courses.

Note:

- Requirements for coming to campus for orientation, testing, or academic support services do not exclude a course from being classified as exclusively distance education. Similarly, if a student is taking instructional portions of their program entirely online, but are then required to complete a practicum, residency, or internship, the student can still be considered enrolled in entirely distance education courses.
- If a student is enrolled at the home institution but takes distance education courses from a consortium member institution, distance education enrollment should be reported at the consortium member institution, not the home institution. If a student is taking distance education courses at BOTH the home institution and a consortium member institution, the student should be reported as enrolled in distance education courses at BOTH institutions.

Not enrolled in any distance education courses offered at your institution: This number represents the students who are not enrolled in any distance education courses at your institution. It will be calculated by subtracting the (students enrolled exclusively in distance education + students enrolled in some but not all distance education courses) from the total enrolled students from Part A, which is the totals for degree/certificate-seeking undergraduates and non-degree/non-certificate-seeking undergraduates.

Location of students enrolled exclusively in distance education courses

If there are students reported as enrolled exclusively in distance education courses, further data on the location of these distance education students will need to be reported. Report, by degree/certificate-seeking status, the number of exclusively distance education students that are located in the same state/jurisdiction as the institution, in a different state/jurisdiction than the institution, in the U.S. but the state/jurisdiction is unknown, and residing outside the U.S. Location for those students enrolled exclusively in distance education should be their physical location or current address, as of the institution's Fall reporting date. If this is not available, use the address on file for the student. For students enlisted in the military on active duty, use the permanent address instead of the student's physical location or current address.

The total students exclusively enrolled in distance education courses will be carried forward from earlier on the screen. If the total students reported by location does not equal the total enrolled exclusively in distance education from above, the "Location unknown/unreported" is calculated.

Top ▲

Part B: Fall Enrollment by Age and Gender

Part B is mandatory this year. This part is required in odd-numbered years.

This distribution of students should include all students reported in Part A.

Enrollment by Age

Use institutional records to calculate student age.

Academic reporters: report student age as of the institution's official fall reporting date or as of October 15, 2021.

Program reporters: report student age as of August 1, 2021.

The totals by gender for each attendance status (full- or part-time) and student level (undergraduate or graduate) will be carried forward from the corresponding Part A screens. When the Part B and Part A totals do not agree, the "Age unknown/unreported" is calculated.

Note: If the Part B student count total is larger than the total carried forward from Part A (resulting in a negative value), a fatal error results. In this case, reexamine both the age data and comparable portion of Part A to identify the error and make appropriate corrections.

Top ▲

Part C: Residence of First-time Degree/Certificate-Seeking Undergraduate Students

Part C is optional this year. This part is required in even-numbered years only.

This distribution of students should include all **first-time degree/certificate-seeking undergraduate students** (both full- and part-time) reported in Part A.

Recent High School Graduates Screening Question

Part C begins with a screening question to determine whether or not your institution has first-time degree/certificate-seeking undergraduate students who enrolled within 12 months of graduating high school or receiving their GED. If the answer is 'No', then only one column for all first-time degree/certificate-seeking undergraduates will display in Part C. If the answer is 'Yes', then 2 columns will be reported in Part C, one for all first-time degree/certificate-seeking undergraduates and one for those first-time degree/certificate-seeking undergraduates enrolled within 12 months of graduating high school or receiving their GED.

State of residence

Use the state identified by the student as his/her permanent address at the time of application to the institution. This may be the legal residence of a parent or guardian, or the state in which a student has a driver's license or is registered to vote. It is not necessarily the state in which the student's high school is located.

Residence of first-time degree/certificate-seeking undergraduate students

In column (1), report **all** first-time degree/certificate-seeking undergraduate students, **both full-time and part-time**, by state of residence. The total line for column (1) will be carried forward from the total first-time degree/certificate-seeking undergraduate students reported in Part A. If the sum of the students reported by state of residence in column (1), lines 1-90, does not agree with the total first-time degree/certificate-seeking undergraduates from Part A, the "Residence unknown/unreported" (line 98) will be calculated.

Note: When the sum of students by state of residence is larger than the total carried forward from Part A (resulting in a negative value calculated for the "Residence unknown/unreported" line), a fatal error results. In this case, reexamine both the residence data and comparable section of Part A to identify the error and make appropriate corrections.

If your institution responded 'Yes' to the screening question, the subset of students from column (1) who enrolled within 12 months of graduating high school or receiving their GED are to be reported again by their state of residence in column (2).

Top ▲

Part D: Total Undergraduate Entering Class

Program reporters and non-degree-granting institutions do not complete Part D.

Total entering class data are included to address concerns some institutions have raised about the cohort that is defined by the IPEDS Graduation Rates (GR) component. The GR cohort includes only full-time, first-time degree/certificate-seeking undergraduate students. For institutions with substantial part-time, transfer-in (non-first-time entering), and non-degree/non-certificate-seeking enrollment, this may result in graduation rates that are not representative of their typical entering class.

The total undergraduate entering class is comprised of all first-time undergraduates (full-time and part-time), all transfer-in (non-first-time entering) undergraduates (full-time and part-time) and the subset of non-degree/non-certificate-seeking undergraduates who are new to the institution in the Fall. To reach the total entering class total, Part D follows a line-by-line step process.

Lines D1 - D4 are carried forward from Part A reporting.

In Line D5, report the subset of non-degree/non-certificate-seeking undergraduate students displayed on line D4, who are new to the institution in Fall 2021.

Line D6 will calculate the total undergraduate entering students. This is calculated as all first-time students (line D2) + all transfer-in (non-first-time entering) students (line D3) + non-degree/non-certificate-seeking undergraduate students new to the institution in Fall 2021 (line D5).

After clicking 'Save', **Line D7** will display the percentage of the undergraduate entering class that is represented by the current GR cohort (the GR cohort is carried forward from Part A and displayed in Line D1). The percentage is calculated as line D1/D6.

Top ▲

Part E: Retention Rates for the First-Time Degree/Certificate-Seeking Student Cohort

Retention rates examine the percentage of first-time degree/certificate seeking students enrolled in the fall of the prior year that are either still enrolled in the fall of the current year or have completed their program in that time.

The retention cohorts, full-time and part-time, first-time degree/certificate-seeking undergraduates from Fall 2020, are preloaded from Part A of the prior year Fall Enrollment survey component.

On each retention screen (full-time cohort and part-time cohort screens), institutions must:

- Verify the preloaded Fall 2020 cohort.
Attendance status (full- or part-time) should be based on the student's Fall 2020 attendance status.

- Report any exclusions for the cohort (see below for allowable exclusions).
- Report any inclusions of first-time study abroad students who were excluded from the first-time cohort but who have re-enrolled at the institution their second year.
- Report the total number of students retained from the Fall 2020 cohort. Include students who were reported as first-time but who are studying abroad in Fall 2021.

Total students retained = students from Fall 2020 cohort still enrolled as of Fall 2021 + students from Fall 2020 cohort who completed their program as of Fall 2021.

Academic reporters: Report students retained as of the institution's official fall reporting date or as of October 15, 2021.

Program reporters: Report students retained as of August 1, 2021.

Exclusions:

Institutions may report exclusions for the Fall 2020 cohort. Allowable exclusions are students who left the institution for any of the following reasons:

- Died or were totally and permanently disabled
- To serve in the armed forces (including those called to active duty)
- To serve with a foreign aid service of the Federal Government (e.g., Peace Corps)
- To serve on official church missions

The system will compute an **adjusted** cohort by subtracting the student exclusions from the original cohort prior to calculating the retention rate.

Retention rates will be computed by the system after clicking 'Save.' The retention rate is calculated as:

(Students from Fall 2020 cohort still enrolled + Students from Fall 2020 cohort who completed their program as of Fall 2021/Adjusted Fall 2020 cohort)*100.

Top ▲

Part F: Student-to-Faculty Ratio

Graduate only institutions do not complete Part F.

Report the student-to-faculty ratio for undergraduate programs at your institution. A worksheet is available to help determine your institution's ratio. Click on the link from the Part F screen to access the worksheet.

Worksheet for Less Than Four-Year Institutions and Four-Year Institutions without Graduate or Professional Programs

The worksheet is designed to help institutions determine their student-to-faculty ratio. It is NOT mandatory that you use this worksheet to calculate your student-to-faculty ratio. Data entered on the worksheet will **NOT** be collected or saved. Make sure to **print** the screen in order to refer to the ratio calculation for your institution at a later time.

Please note: The logic used in this calculation is similar to that of item I-2 from the Common Data Set data collection.

FULL- AND PART-TIME STUDENT DATA:

All student data on the worksheet are either carried forward from Part A or a calculated field.

Lines F1 and F2. Total full-time and total part-time students.

The total number of full- and part-time students are carried forward from Part A.

Line F3. A full-time equivalent (FTE) of the part-time student count.

The FTE will be calculated as line F2 (total part-time student count) * 1/3.

Line F4. Total FTE students.

This is calculated as the sum of lines F1 (total full-time students) and F3 (FTE of part-time students). Line F4 is used in the ratio calculation.

FULL-AND PART-TIME INSTRUCTIONAL STAFF DATA:

Lines F5 and F8 should be reported based on data your institution is reporting in the IPEDS Human Resources (HR) survey component. Please work together with the appropriate staff at your institution to ensure that the data used on this worksheet and reported in the HR component are the same.

In line F5, report the total number of full-time instructional staff as reported on the HR survey component.

In line F8, report the total number of part-time instructional staff as reported on the HR survey component.

Instructional Staff Exclusion for Non-Credit Instructors:

In line F6, report the number of full-time instructional staff reported in line F5 that are teaching exclusively non-credit courses.

In line F9, report the number of part-time instructional staff reported in line F8 that are teaching exclusively non-credit courses.

For institutions that have a large amount of non-credit activity, the above exclusions will better align the student data with the instructional staff data being used in the ratio.

Part-Time Instructional Staff Addition:

In line F10, report the number of administrators or other staff **NOT** reported to IPEDS as instructors (and therefore not included in the instructional staff count reported in line F8) that are teaching a credit course in the Fall.

For institutions that have administrators and other professionals on staff that are not reported to IPEDS as instructors (because it is not their "primary function") but they teach credit courses, the above allowable addition will produce a more accurate ratio.

With the above instructional staff exclusions and part-time instructional staff addition information above, the system will compute the following on the worksheet:

Line F7. Total adjusted full-time instructional staff.

The adjusted full-time instructional staff is the total full-time instructional staff, excluding those teaching exclusively non-credit classes. The system will calculate line F7 as line F5 (total full-time instructional staff as reported on the HR survey component) minus line F6 (total full-time instructional staff teaching exclusively non-credit courses).

Line F11. Total adjusted part-time instructional staff.

The adjusted part-time instructional staff is the total part-time instructional staff, excluding those teaching exclusively non-credit classes, and adding those administrators and other staff teaching credit courses. The system will calculate line F11 as line F8 (total part-time instructional staff as reported on the HR survey component) minus line F9 (total part-time instructional staff teaching exclusively non-credit courses) + line F10 (administrators and other staff teaching credit courses).

Line F12. Total FTE of adjusted part-time instructional staff.

The FTE will be calculated as line F11 (total adjusted part-time instructional staff) * 1/3.

Line F13. Total FTE of adjusted instructional staff.

This is calculated as the sum of lines F7 (total adjusted full-time instructional staff) and F12 (FTE of total adjusted part-time instructional staff). Line F13 is used in the ratio calculation.

Line F14. Student-to-faculty ratio.

The ratio will be calculated by the system as line F4 (total adjusted FTE students) divided by line F13 (total adjusted FTE instructional staff). The ratio will be displayed on the worksheet as xxx to 1.

The calculated ratio can then be entered onto the Part F (Student-to-Faculty Ratio) screen.

Top ▲

Glossary

date: 06/30/2021

Term	Definition
Adjusted cohort	The result of removing any allowable <u>exclusions</u> from a <u>cohort</u> (or <u>subcohort</u>). For the <u>Fall Enrollment</u> component, it is the cohort for calculating retention rate; for the <u>Graduation Rates</u> component, this is the cohort from which graduation and transfer-out rates are calculated; and for the <u>Outcome Measures</u> component, these are the four cohorts (first-time, full-time; first-time, part-time; non-first-time, full-time; or non-first-time, part-time) for which outcomes rates are calculated at 4, 6, and 8 years.
American Indian or Alaska Native	A person having origins in any of the original peoples of North and South America (including Central America) who maintains cultural identification through tribal affiliation or community attachment.
Asian	A person having origins in any of the original peoples of the Far East, Southeast Asia, or the Indian Subcontinent, including, for example, Cambodia, China, India, Japan, Korea, Malaysia, Pakistan, the Philippine Islands, Thailand, and Vietnam.
Audit/auditing (a class)	Term used when a student elects to take a course, but does not wish to receive <u>credit</u> for the course toward a <u>degree</u> or other recognized postsecondary credential.
Black or African American	A person having origins in any of the black racial groups of Africa.
Branch institution	A campus or site of an educational institution that is not temporary, is located in a community beyond a reasonable commuting distance from its <u>parent institution</u> , and offers full <u>programs</u> of study, not just courses.
Cohort	A specific group of students established for tracking purposes.
Cohort year	The year that a cohort of students begins attending college.
Continuing/Returning student (undergraduate)	A student who is not new to the institution in the fall, but instead is continuing his or her studies at the institution (i.e., not first-time and not transfer-in).
Credit	Recognition of attendance or performance in an <u>instructional activity</u> , (course or <u>program</u>) that can be applied by a recipient toward the requirements for a postsecondary <u>degree</u> , <u>diploma</u> , <u>certificate</u> , or other recognized postsecondary credential, irrespective of the activity's unit of measurement.
Credit course	A course that, if successfully completed, can be applied toward the number of courses required for achieving a postsecondary <u>degree</u> , <u>diploma</u> , <u>certificate</u> , or other recognized postsecondary credential, irrespective of the activity's unit of measurement.
Degree/certificate-seeking students	Students enrolled in courses for credit who are seeking a degree, certificate, or other recognized postsecondary credential. This includes students who: <ul style="list-style-type: none"> - received any type of federal financial aid, regardless of what courses they took at any time; - received any state or locally based financial aid with an eligibility requirement that the student be enrolled in a degree, certificate, or transfer-seeking program; or - obtained a student visa to study at a U.S. postsecondary institution <p>High school students also enrolled in postsecondary courses for credit are not considered degree/certificate-seeking.</p>
Distance education	Education that uses one or more technologies to deliver instruction to students who are separated from the instructor and to support regular and substantive interaction between the students and the instructor synchronously or asynchronously. <p>Technologies used for instruction may include the following: Internet; one-way and two-way transmissions through open broadcasts, closed circuit, cable, microwave, broadband lines, fiber optics, satellite or wireless communication devices; audio conferencing; and video cassette, DVDs, and CD-ROMs, if the cassette, DVDs, and CD-ROMs are used in a course in conjunction with the technologies listed above.</p>
Distance education course	A course in which the instructional content is delivered exclusively via <u>distance education</u> . Requirements for coming to campus for orientation, testing, or academic support services do not exclude a course from being classified as distance education.
Distance education program	A program for which all the required coursework for program completion is able to be completed via <u>distance education courses</u> .

Dual enrollment	<p>Refers to students who enroll in college courses offered by an institution of higher education while enrolled in high school or seeking a recognized equivalent. Student performance is recorded on a college transcript and postsecondary credit is awarded for a passing grade in the course.</p> <ul style="list-style-type: none"> - Includes: All postsecondary courses, independent of course delivery mode, course location, course instructor, whether secondary credit is also offered, and whether the student enrolls through a formal state/local program or enrolls outside a formal state/local program. - Excludes: Credit-by-exam models such as Advanced Placement and International Baccalaureate in which the student is not enrolled in a postsecondary institution.
Entering students (undergraduate)	Students at the <u>undergraduate</u> level, both <u>full-time</u> and <u>part-time</u> , coming into the institution for the first time in the <u>fall term</u> (or the prior summer term who returned again in the fall). This includes all first-time undergraduate students, students transferring into the institution at the undergraduate level for the first time, and non-degree/non-certificate-seeking undergraduates entering in the fall.
Exclusions	Those students who may be removed (deleted) from a <u>cohort</u> (or <u>subcohort</u>). For the <u>Graduation Rates</u> , <u>Outcome Measures</u> , and <u>Fall Enrollment</u> retention rate reporting, students may be removed from a cohort if they left the institution for one of the following reasons: death or total and permanent disability; service in the armed forces (including those called to active duty); service with a foreign aid service of the federal government, such as the Peace Corps; or service on official church missions.
First-time student (undergraduate)	A student who has no prior postsecondary experience (except as noted below) attending any institution for the first time at the <u>undergraduate level</u> . This includes students enrolled in <u>academic</u> or <u>occupational programs</u> . It also includes students enrolled in the <u>fall term</u> who attended college for the first time in the prior summer term, and students who entered with advanced standing (college <u>credits</u> or recognized postsecondary credential earned before graduation from high school).
Full-time student	Undergraduate: A student enrolled for 12 or more <u>semester credits</u> , or 12 or more <u>quarter</u> credits, or 24 or more <u>clock hours</u> a week each term. Graduate: A student enrolled for 9 or more semester credits, or 9 or more quarter credits, or a student involved in thesis or dissertation preparation that is considered full-time by the institution. <u>Doctor's degree - Professional practice</u> - as defined by the institution.
High school diploma or recognized equivalent	A document certifying the successful completion of a prescribed secondary school <u>program</u> of studies, or any of the following: <ul style="list-style-type: none"> - recognized attainment of satisfactory scores on the <u>GED</u> or another state-authorized examination - recognized completion of homeschooling at the secondary level as defined by state law - completion of secondary school education in a homeschool setting which qualifies for an exemption from compulsory attendance requirements under state law, if state law does not require a homeschooled student to receive credential for their education
Hispanic/Latino	A person of Cuban, Mexican, Puerto Rican, South or Central American, or other Spanish culture or origin, regardless of race.
Integrated Postsecondary Education Data System (IPEDS)	The Integrated Postsecondary Education Data System (IPEDS), conducted by the <u>NCES</u> , began in 1986 and involves annual institution-level data collections. All <u>postsecondary institutions</u> that have a <u>Program Participation Agreement</u> with the Office of Postsecondary Education (OPE), U.S. Department of Education (throughout IPEDS referred to as "Title IV") are required to report data using a web-based <u>data collection system</u> . IPEDS currently consists of the following components: <u>Institutional Characteristics (IC)</u> ; <u>12-month Enrollment (E12)</u> ; <u>Completions (C)</u> ; <u>Admissions (ADM)</u> ; <u>Student Financial Aid (SFA)</u> ; <u>Human Resources (HR)</u> composed of Employees by Assigned Position, Fall Staff, and Salaries; <u>Fall Enrollment (EF)</u> ; <u>Graduation Rates (GR)</u> ; <u>Outcome Measures (OM)</u> ; <u>Finance (E)</u> ; and <u>Academic Libraries (AL)</u> .
Native Hawaiian or Other Pacific Islander	A person having origins in any of the original peoples of Hawaii, Guam, Samoa, or other Pacific Islands.
Non-degree-seeking student	A student enrolled in courses for <u>credit</u> who is not recognized by the institution as seeking a <u>degree</u> or recognized postsecondary credential.
Non-first-time entering student (undergraduate)	A student who has prior postsecondary experience before attending the reporting IPEDS institution. This cohort of students may closely reflect the transfer-in (non-first-time entering) enrollment from Fall Enrollment (EF), 12-month Enrollment (E12) and Outcomes Measures (OM) components.
Noncredit course	A course or activity having no <u>credit</u> applicable toward a <u>degree</u> , <u>diploma</u> , <u>certificate</u> , or other recognized postsecondary credential.
Nonresident alien	A person who is not a citizen or national of the United States and who is in this country on a visa or temporary basis and does not have the right to remain indefinitely.
Off-campus centers (extension centers)	Sites outside the confines of the parent institution where courses are offered that are part of an organized <u>program</u> at the <u>parent institution</u> . The sites are not considered to be temporary but may be rented or made available to the institution at no cost by another institution or an organization, agency, or firm.
Official fall reporting date	The date (in the fall) on which an institution must report fall enrollment data to either the state, its board of trustees or governing board, or some other external governing body.

Part-time student	Undergraduate: A student enrolled for either less than 12 <u>semester</u> or <u>quarter credits</u> , or less than 24 <u>clock hours</u> a week each term. Graduate: A student enrolled for less than 9 semester or quarter credits.
Race and ethnicity unknown	The category used to report students or employees whose race and ethnicity are not known.
Race/ethnicity	<p>Categories developed in 1997 by the Office of Management and Budget (OMB) that are used to describe groups to which individuals belong, identify with, or belong in the eyes of the community. The categories do not denote scientific definitions of anthropological origins. The designations are used to categorize U.S. citizens, resident aliens, and other eligible non-citizens.</p> <p>Individuals are asked to first designate ethnicity as:</p> <ul style="list-style-type: none"> - <u>Hispanic or Latino</u> or - Not Hispanic or Latino <p>Second, individuals are asked to indicate all races that apply among the following:</p> <ul style="list-style-type: none"> - <u>American Indian or Alaska Native</u> - <u>Asian</u> - <u>Black or African American</u> - <u>Native Hawaiian or Other Pacific Islander</u> - <u>White</u>
Recognized postsecondary credential	A recognized postsecondary credential includes any credential that is received after completion of a program that is eligible for Title IV federal student aid or that is awarded in recognition of an individual's attainment of measurable technical or industry/occupational skills necessary to obtain employment or advance within an industry/occupation. These technical or industry/occupational skills generally are based on standards developed or endorsed by employers or industry associations.
Remedial courses	Instructional courses designed for students deficient in the general competencies necessary for a regular postsecondary curriculum and educational setting.
Residence	A person's permanent address determined by such evidence as a driver's license or voter registration. For entering freshmen, residence may be the legal residence of a parent or guardian.
Resident alien (and other eligible non-citizens)	A person who is not a citizen or national of the United States but who has been admitted as a legal immigrant for the purpose of obtaining permanent resident alien status (and who holds either an alien registration card (Form I-551 or I-151), a Temporary Resident Card (Form I-688), or an Arrival-Departure Record (Form I-94) with a notation that conveys legal immigrant status such as Section 207 Refugee, Section 208 Asylee, Conditional Entrant Parolee or Cuban-Haitian).
Retention rate	A measure of the rate at which students persist in their educational <u>program</u> at an institution, expressed as a percentage. For <u>four-year institutions</u> , this is the percentage of first-time bachelors (or equivalent) degree-seeking <u>undergraduates</u> from the previous fall who are again enrolled in the current fall. For all other institutions this is the percentage of first-time <u>degree/certificate-seeking students</u> from the previous fall who either re-enrolled or successfully completed their program by the current fall.
State of residence	A person's permanent address as determined by such evidence as a driver's license or voter registration. For entering freshmen, state of <u>residence</u> may be the legal state of residence of a parent or guardian.
State unknown	Status used when the reporting institution is unable to determine from existing records the home state or <u>residence</u> of the student.
Student-to-faculty ratio	<p>The ratio of FTE students to FTE <u>instructional staff</u>, i.e., students divided by staff.</p> <p>Students enrolled in "stand-alone" graduate or professional programs and instructional staff teaching in these programs are excluded from both full-time and part-time counts.</p> <p>"Stand-alone" graduate or professional programs are those programs such as medicine, law, veterinary, dentistry, social work, or public health, in which faculty teach virtually only graduate-level students (also referred to as "independent" programs).</p> <p>Each FTE value is equal to the number of full-time students/staff plus 1/3 the number of part-time students/staff.</p>
Study abroad	Arrangement by which a student completes part of the college program studying in another country. Can be at a campus <u>abroad</u> or through a cooperative agreement with some other U.S. college or an institution of another country.
Summer Term	A summer term is typically not considered a full term. It is not the third term of an institution operating on a <u>trimester</u> system or the fourth term of an institution operating on a <u>quarter calendar system</u> . The institution may have two or more sessions occurring in the summer term. Some schools, such as vocational and beauty schools, have year-round classes with no separate summer term.
Title IV institution	An institution that has a written agreement with the Secretary of Education that allows the institution to participate in any of the Title IV federal student financial assistance programs (other than the State Student Incentive Grant (SSIG) and the National Early Intervention Scholarship and Partnership (NEISP) programs).

Transfer-in (non-first-time entering) student	A student entering the reporting institution for the first time but known to have previously attended a postsecondary institution at the same level (e.g., undergraduate, graduate). This includes new students enrolled in the fall term who transferred into the reporting institution the prior summer term. The student may transfer with or without credit. For systems of coordinated institutions (multi-campus system), students are to be identified as transfer-in students upon entering an institution from another institution within the same coordinated system.
Undergraduate	A student enrolled in a 4- or 5-year <u>bachelor's degree</u> program, an <u>associate's degree</u> program, or a vocational or technical <u>program</u> below the baccalaureate.
White	A person having origins in any of the original peoples of Europe, the Middle East, or North Africa.

Fall Enrollment

Click one of the following questions to view the answer.

General

- 1) [Who should I include in my enrollment reporting?](#)
- 2) [What is the reporting period/date for fall enrollment?](#)
- 3) [Should I report students who are studying abroad?](#)
- 4) [In the past I reported first-professional students on this component. Why are there no screens for reporting first-professional students?](#)
- 5) [My school is part of a consortium of schools. How do I report student enrollment?](#)
- 6) [Do I include students enrolled only in ESL programs \(programs comprised exclusively of ESL courses\) in Fall Enrollment?](#)
- 7) [Should my institution, which is participating as an experimental site, report high school students or incarcerated students who have received a Pell Grant while taking college coursework?](#)

Fall Enrollment by Student Level, Race/Ethnicity and Gender (Part A)

- 1) [What is NOT considered "prior postsecondary experience" when reporting first-time students?](#)
- 2) [Where do I report students if I don't know whether or not they are first-time?](#)
- 3) [Where do I report undergraduate students who enrolled at my institution for the first time this fall \(without prior postsecondary experience\), but earned college credits during the prior summer?](#)
- 4) [How do I treat new students who transferred into the institution the prior summer term and take courses in the fall?](#)
- 5) [Does "continuing/returning student" include those students who have stopped out and re-entered the same institution?](#)
- 6) [How do I report a student who earned college credit or postsecondary award while in high school \(a dual enrolled student\) and has now graduated high school and enrolled in my institution in the Fall?](#)
- 7) [Where do I report a high school student who is enrolled for credit at my institution \(a dual enrolled student\)?](#)
- 8) [If a student enrolled for credit has not indicated whether they intend to earn a degree or certificate, how do I determine whether they are degree/certificate-seeking?](#)
- 9) [Where do I report students who are seeking a second baccalaureate degree?](#)
- 10) [How do I report an undergraduate student who took courses as a non-degree-seeking student and re-enrolls as a degree-seeking student at the same reporting institution?](#)
- 11) [My institution has students for which gender does not align with the 'Men' and 'Women' categories in IPEDS \(e.g., non-binary, unknown\). Since there is no place to report other gender categories on the IPEDS data collection screens, how should we report these individuals?](#)
- 12) [How do I report foreign students living outside the U.S. who are enrolled in my institution?](#)
- 13) [How does enrollment in non-credit or zero-credit remedial/ESL and co-op courses count in the determination of a student's full-time status?](#)
- 14) [In which race/ethnicity category do I report undocumented students?](#)

Fall Enrollment in Selected Fields (Part A, 4-year institutions only)

- 1) [What do I do if my institution does not offer any of the program areas listed on the CIP selection screen?](#)
- 2) [How do I report students in program areas that do not appear on the CIP selection screen?](#)
- 3) [How do I report undergraduates who have not yet declared a major?](#)
- 4) [How do we report a student that has majors falling under more than one of the CIP codes collected in Part A \(i.e., 13.0000 Education and 27.0000 Mathematics\)?](#)

Distance Education

- 1) [If a student is taking the instructional portions of their program entirely online, but are then required to complete a practicum, residency, or internship, is the student considered enrolled in exclusively distance education courses?](#)
- 2) [What should I do if I do not know the location of students enrolled exclusively in distance education courses?](#)
- 3) [How do I determine location for those students enrolled exclusively in distance education?](#)
- 4) [Are U.S. jurisdictions or territories \(like Guam, the U.S. Virgin Island, etc.\) considered in the U.S. for distance education location reporting?](#)
- 5) [We offer courses that combine distance education and traditional teaching methods \("hybrid" courses\). How should students enrolled in these courses be counted in the distance education portion of Fall Enrollment?](#)

Fall Enrollment by Age (Part B)

- 1) [I am not able to enter a number in the "Age unknown/unreported" box. How do I report students whose ages are unknown?](#)
- 2) [My institution uses age range categories that differ from the ones IPEDS uses in Part B. What should I do?](#)

Residence of First-Time Undergraduates (Part C)

- 1) When reporting students by residence (Part C), should I include students who completed a GED in the second column that asks for numbers of students that graduated high school within 12 months?
- 2) Some first-time undergraduates at my institution are dependents whose parents are in foreign countries on a temporary basis (e.g., military/diplomatic service). When reporting residence and migration data, what location do I use?

Total Undergraduate Entering Class (Part D)

- 1) What is the difference between the full-time, first-time degree/certificate-seeking cohort (GRS cohort) and the undergraduate entering class calculated in Part D?

Retention Rates for First-Time Undergraduates (Part E)

- 1) How is the retention rate calculated?
- 2) How do I report students who changed attendance status (part-time to full-time or full-time to part-time) between one fall and the next?
- 3) Are students on a leave of absence from the institution considered retained?
- 4) For less-than-4-year institutions that have a student who completed a program and are still enrolled at the same institution in another program, how should they count that student?
- 5) My institution's freshman study abroad students were excluded from the prior year first-time enrollment count. How can I add these students back into the prior year's first-time cohort for the current year's retention calculation?
- 6) Sophomore study abroad students have been excluded from my fall enrollment count because they are taking classes in a foreign country. How can I include them as part of my retention calculation?

Undergraduate Student-to-Faculty Ratio (Part F)

- 1) How do I calculate my institution's student-to-faculty ratio?
- 2) Can you provide an example of a stand-alone graduate or professional program (a program such as medicine, law, veterinary, or dentistry in which faculty teach virtually only graduate-level students)?
- 3) My institution has graduate and/or doctors-professional practice programs but does not have any "stand-alone" programs. What should I enter on the student and faculty exclusion line items related to these types of programs on the worksheet for Part F?

General

- 1) Who should I include in my enrollment reporting?

All students enrolled *for credit* should be reported. Credit is defined as "Recognition of attendance or performance in an instructional activity (course or program) that can be applied by a recipient toward the requirements for a degree, diploma, certificate, or other recognized postsecondary credential, irrespective of the activity's unit of measurement."

Students who are not seeking a degree or certificate may be still be enrolled for credit. These students are to be reported in the non-degree/non-certificate-seeking column.

Top ▲

- 2) What is the reporting period/date for fall enrollment?

Fall enrollment is a count of students enrolled on a particular date in the Fall. Fall enrollment is often referred to as a "snapshot" of the enrollment at an institution at a specific time in the Fall. The date/period used depends on whether the institution is an academic reporter or a program reporter for IPEDS purposes.

Academic reporters: Report enrollment as of October 15 or as of the institution's official fall reporting date.

Program reporters: Report enrollment during the 3-month period of August 1 to October 31. If a student enrolls or remains enrolled at any time during that period, the student is included in the fall enrollment counts.

Top ▲

- 3) Should I report students who are studying abroad?

U.S. students who are enrolled in your institution and attend classes in a foreign country should be included in your institution's enrollment report if your institution provides instructional resources (classroom, instructors), even though the education occurs abroad. Students who are enrolled in your institution and attend classes in a foreign country should NOT be included in your enrollment report if:

- The students are enrolled ONLY in courses offered by another institution;
- The students are enrolled at a branch campus of your institution in a foreign country;
- Your institution does not provide the instructional resources (i.e., classrooms, instructors), even if the student pays tuition to your institution.

Foreign students who are enrolled for credit and taking courses at the institution should be included in the institution's enrollment report.

While study abroad students may be excluded from the enrollment count for reasons cited above, they may be included in the institution's retention calculation. Please see the specific instructions on Part E: Retention or the FAQ on including study abroad students in retention.

For additional information on how to report study abroad students in all IPEDS survey components, please visit the following link:

http://nces.ed.gov/ipeds/pdf/Reporting_Study_Abroad_Students.pdf.

Top ▲

- 4) In the past I reported first-professional students on this component. Why are there no screens for reporting first-professional students?

Beginning with the 2009-10 collection year, institutions are required to use reclassified postbaccalaureate degree categories that exclude the first-professional category. In parts A and B, all postbaccalaureate students are to be reported as graduate students, including doctor's-professional practice students (formerly reported as first-professional). Even though Teacher Preparation certificate programs may require a bachelor's degree for admission, they are considered subbaccalaureate undergraduate programs, and students in these programs are undergraduate students.

Top ▲

- 5) My school is part of a consortium of schools. How do I report student enrollment?

For reporting students studying in consortium agreements, please refer to the Resource page at <https://nces.ed.gov/ipeds/report-your-data/data-tip-sheet-reporting-data-consortium-institutions>.

Top ▲

- 6) Do I include students enrolled only in ESL programs (programs comprised exclusively of ESL courses) in Fall Enrollment?

ESL has never been considered a postsecondary program by IPEDS. Since it is considered non-postsecondary, students who are ONLY enrolled in ESL programs (programs comprised exclusively of ESL courses), regardless of whether or not they are receiving Title-IV aid, should NOT be counted in enrollment.

Top ▲

- 7) Should my institution, which is participating as an experimental site, report high school students or incarcerated students who have received a Pell Grant while taking college coursework?

If your institution is participating in the Dual Enrollment experimental site or the Second Chance Pell experimental site program, exclude these students from reporting.

Top ▲

Fall Enrollment by Student Level, Race/Ethnicity and Gender (Part A)

- 1) What is NOT considered "prior postsecondary experience" when reporting first-time students?

- Credit for military service/training from an association such as the American Council on Education,
- Credit from any non-credit courses, as defined by the institution,
- Credit received for completion of tests/assessments,
- Credit received before the student has earned a high school diploma (i.e., AP or dual enrollment credits),
- Postsecondary award received before the students earned a high school diploma (e.g., certificate, associate's, bachelor's, etc.), or
- Credit for life experience.

Students with prior postsecondary experience credit from attending a military academic institution (e.g., Community College of the Air Force, West Point, U.S. Naval Academy, etc.) would NOT be considered first-time students.

Top ▲

- 2) Where do I report students if I don't know whether or not they are first-time?

If their status is not indicated directly and the student does not enroll with prior credits or transcripts from another institution, then assume the student is first-time.

Top ▲

- 3) Where do I report undergraduate students who enrolled at my institution for the first time this fall (without prior postsecondary experience), but earned college credits during the prior summer?

These students should be reported as first-time undergraduates. The definition of "first-time" allows for students to still be classified as first-time if the college credit they have previously earned occurred in the summer immediately prior to enrollment.

Top ▲

- 4) How do I treat new students who transferred into the institution the prior summer term and take courses in the fall?

For the Fall Enrollment survey, count the student as a "transfer-in," even if the student transferred into the institution during the prior summer term and is not entering the institution for the first time in the fall. (Applies only to academic reporters)

[Top ▲](#)

- 5) Does "continuing/returning student" include those students who have stopped out and re-entered the same institution?

Yes, "continuing/returning student" is meant to capture students who are not first-time or transfer-in. This includes students who have been continuously enrolled in the institution and those who have stopped out and re-enrolled, without having transferred to another institution.

[Top ▲](#)

- 6) How do I report a student who earned college credit or postsecondary award while in high school (a dual enrolled student) and has now graduated high school and enrolled in my institution in the Fall?

If the college credit or postsecondary award was earned prior to the student graduating high school, then this student would be considered a first-time student in the Fall. The definition of "first-time" allows for students to still be classified as first-time if the college credit they have previously earned was prior to their high school graduation. (Applies only to academic reporters)

[Top ▲](#)

- 7) Where do I report a high school student who is enrolled for credit at my institution (a dual enrolled student)?

This student would be reported as non-degree/non-certificate-seeking. Prior to receipt of a high school diploma or recognized equivalent (see glossary definition), a student is non-degree/non-certificate-seeking. After receipt of the high school diploma or recognized equivalent, they can be classified as degree/certificate-seeking, if appropriate.

[Top ▲](#)

- 8) If a student enrolled for credit has not indicated whether they intend to earn a degree or certificate, how do I determine whether they are degree/certificate-seeking?

If the student has not indicated any intent but is applying for Title IV federal financial aid, assume the student to be degree/certificate-seeking.

[Top ▲](#)

- 9) Where do I report students who are seeking a second baccalaureate degree?

Report these students in the column labeled "Continuing" degree/certificate-seeking students (column 3). This column is intended to capture all degree/certificate-seeking undergraduate students who are not first-time and did not transfer-in to the institution in that Fall.

[Top ▲](#)

- 10) How do I report an undergraduate student who took courses as a non-degree-seeking student and re-enrolls as a degree-seeking student at the same reporting institution?

This student should be reported as a "continuing/returning" student. IPEDS defines "continuing/returning students" as "A student who is not new to the institution in the fall, but instead is continuing his or her studies at the institution (i.e., not first-time and not transfer-in)."

[Top ▲](#)

- 11) My institution has students for which gender does not align with the 'Men' and 'Women' categories in IPEDS (e.g., non-binary, unknown). Since there is no place to report other gender categories on the IPEDS data collection screens, how should we report these individuals?

These individuals are still to be reported to IPEDS. It is up to the institution to decide how best to handle reporting individuals whose gender does not align with the 'Men' and 'Women' categories. However, a common method used is to allocate these students based on the known proportion of men to women.

[Top ▲](#)

- 12) How do I report foreign students living outside the U.S. who are enrolled in my institution?

There has been no change to how these students should be reported. Foreign students living outside the U.S., such as a foreign student living outside the U.S. who is enrolled in distance education at your institution, should be classified in the Race/Ethnicity Unknown category. Only U.S. citizens are to be categorized in the specific Race/Ethnicity categories. The non-resident alien category is reserved specifically for students that are in the U.S. under that specific legal status.

[Top ▲](#)

- 13) How does enrollment in non-credit or zero-credit remedial/ESL and co-op courses count in the determination of a student's full-time status?

Students in the following categories are considered degree-seeking in IPEDS, though they may be enrolled in courses not creditable for an award:

- Students enrolled in remedial courses that are not creditable toward an award but have been admitted into an eligible Title-IV program and receive Title-IV aid
- Students enrolled in ESL courses that are not creditable toward an award but have been admitted into an eligible Title-IV program and receive Title-IV aid
- Co-op students enrolled in courses that are not creditable toward an award but are required for award attainment

In determination of the student's full-time status, credit or clock hours (up to one academic year's worth) of remedial and ESL courses may be used in the determination of a student's full-time status if the remedial or ESL course is part of a program that leads to a postsecondary award. In these cases, the remedial or ESL courses should count the same as the comparable full-credit class. For co-op students, the work portion of a cooperative education

program in which the amount of work performed is equivalent to the academic workload of a full-time student will also count toward the determination of full-time status.

Top ▲

14) In which race/ethnicity category do I report undocumented students?

Because the race and ethnicity designations are reported only for U.S. citizens and the "nonresident alien" category is a legal status for students with specific types of visas, undocumented students would not be reported under any of these statuses. Instead, they should be reported as "Race/ethnicity unknown." Please visit the race/ethnicity FAQ for more information: https://surveys.nces.ed.gov/ipeds/visFaq_re.aspx.

However, Deferred Action for Childhood Arrivals (DACA) students are a particular group of undocumented students that have been authorized by the Department of Homeland Security to be lawfully present in the U.S. for the duration of their DACA, and as such, this status would allow them to be reported under the "nonresident alien" category.

Top ▲

Fall Enrollment in Selected Fields (Part A, 4-year institutions only)

1) What do I do if my institution does not offer any of the program areas listed on the CIP selection screen?

Select "None of the above" on the CIP selection screen and report all students enrolled for credit, regardless of field of study, Full-time and Part-time Enrollment by Race/Ethnicity screens of Part A.

Top ▲

2) How do I report students in program areas that do not appear on the CIP selection screen?

The program areas on the CIP selection screen are the only fields for which enrollment data is collected separately. In addition to reporting enrollment by the selected fields requested, report all students enrolled for credit (regardless of field of study) on the "Full-time and Part-time Enrollment by Race/Ethnicity screens of Part A.

Top ▲

3) How do I report undergraduates who have not yet declared a major?

These students should only be reported on the Full-time and Part-time Enrollment by Race/Ethnicity screens of Part A, where all students enrolled for credit (regardless of field of study) are reported.

Top ▲

4) How do we report a student that has majors falling under more than one of the CIP codes collected in Part A (i.e., 13.0000 Education and 27.0000 Mathematics)?

Report the students as either full-time or part-time depending on their status at the institution. Then report them on the corresponding CIP pages. The CIP pages are not an unduplicated count and students can be included on more than one page.

Top ▲

Distance Education

1) If a student is taking the instructional portions of their program entirely online, but are then required to complete a practicum, residency, or internship, is the student considered enrolled in exclusively distance education courses?

Yes, if the instructional portions are entirely online, the student is considered to be enrolled in exclusive distance education course.

Top ▲

2) What should I do if I do not know the location of students enrolled exclusively in distance education courses?

If you have no information about the location of students enrolled exclusively in distance education, do not report them in any of the location fields. The system will calculate the number of "Location Unknown" exclusively distance education enrollments.

Top ▲

3) How do I determine location for those students enrolled exclusively in distance education?

Location for those students enrolled exclusively in distance education should be their physical location or current address, as of the institution's Fall reporting date. If this is not available, use the address on file for the student. For students enlisted in the military on active duty, use the permanent address instead of the student's physical location.

Top ▲

4) Are U.S. jurisdictions or territories (like Guam, the U.S. Virgin Island, etc.) considered in the U.S. for distance education location reporting?

Yes, Students located in a U.S. jurisdiction while they are enrolled in distance education courses should be reported as located in the U.S.

[Top ▲](#)

- 5) We offer courses that combine distance education and traditional teaching methods ("hybrid" courses). How should students enrolled in these courses be counted in the distance education portion of Fall Enrollment?

Hybrid courses are not considered by IPEDS as distance education. Students enrolled in "hybrid" courses should be reported as "not enrolled in any distance education courses."

[Top ▲](#)

Fall Enrollment by Age (Part B)

- 1) I am not able to enter a number in the "Age unknown/unreported" box. How do I report students whose ages are unknown?

The number of students whose age is unknown will be computed by the data collection system. The difference between the sum of students reported by age category in Part B and the corresponding total enrollment reported in Part A results in the number of students whose age is unknown.

If this results in a negative number, a fatal error will appear and you will need to either correct your data or contact the IPEDS Help Desk for assistance.

[Top ▲](#)

- 2) My institution uses age range categories that differ from the ones IPEDS uses in Part B. What should I do?

In order to have consistent data from all institutions, IPEDS must use standard age categories. Use the students' dates of birth to report the enrollment by IPEDS age categories.

[Top ▲](#)

Residence of First-Time Undergraduates (Part C)

- 1) When reporting students by residence (Part C), should I include students who completed a GED in the second column that asks for numbers of students that graduated high school within 12 months?

If the student received the GED within the past 12 months, they should be included in the second column.

[Top ▲](#)

- 2) Some first-time undergraduates at my institution are dependents whose parents are in foreign countries on a temporary basis (e.g., military/diplomatic service). When reporting residence and migration data, what location do I use?

The home state could be the student's or parent's official home state, the state where they are registered to vote or pay taxes, or the state issuing their driver's license. If no such information is available, they would be reported under "State unknown"(57).

[Top ▲](#)

Total Undergraduate Entering Class (Part D)

- 1) What is the difference between the full-time, first-time degree/certificate-seeking cohort (GRS cohort) and the undergraduate entering class calculated in Part D?

In addition to the students in the full-time, first-time degree/certificate-seeking cohort, the total undergraduate entering class includes part-time students of the same criteria as well as transfers-in and full- and part-time non-degree/non-certificate-seeking students that are new to your institution in the Fall.

The entering class is intended to represent all students new to an institution in a given fall and provide context for the GRS cohort. The percent of the entering class that is represented by the institution's GRS cohort is included on College Navigator as a note to the graduation rate data displayed.

[Top ▲](#)

Retention Rates for First-Time Undergraduates (Part E)

- 1) How is the retention rate calculated?

The retention rate is calculated as follows:

4-year Institutions:

first-time bachelor's degree-seeking students in Fall 2020 who are still enrolled in Fall 2021/(first-time bachelor's degree-seeking students in Fall 2020 - cohort exclusions + cohort inclusions)

2-year and Less-than-2-year Institutions:

(first-time students in Fall 2020 who are still enrolled in Fall 2021 + first-time students in Fall 2020 who completed their program by Fall 2021)/(first-time students in Fall 2020 - cohort exclusions + cohort inclusions)

Top ▲

- 2) How do I report students who changed attendance status (part-time to full-time or full-time to part-time) between one fall and the next?

Report students based on their attendance status in the fall the cohort was initially based on, even if that status changed in the following fall.

Top ▲

- 3) Are students on a leave of absence from the institution considered retained?

No. Students must be enrolled *for credit* at the institution in the Fall to be considered retained from the previous fall.

Top ▲

- 4) For less-than-4-year institutions that have a student who completed a program and are still enrolled at the same institution in another program, how should they count that student?

The institution should count that student as "retained" only once. Do NOT count that student twice, once for having completed the program and another time for still being enrolled.

Top ▲

- 5) My institution's freshman study abroad students were excluded from the prior year first-time enrollment count. How can I add these students back into the prior year's first-time cohort for the current year's retention calculation?

Freshman study abroad students can be added to the first-time cohort. Report in the inclusion box first-time bachelor's degree/certificate-seeking study abroad students who were excluded from the first-time cohort but who have re-enrolled at the institution their second year.

Top ▲

- 6) Sophomore study abroad students have been excluded from my fall enrollment count because they are taking classes in a foreign country. How can I include them as part of my retention calculation?

Sophomore study abroad students are considered part of the retained cohort even though they may not be included in the institution's fall enrollment count. Count these students in the retained cohort.

Top ▲

Undergraduate Student-to-Faculty Ratio (Part F)

- 1) How do I calculate my institution's student-to-faculty ratio?

A worksheet has been provided to guide the process of calculating the student-to-faculty ratio for your institution. The worksheet can be accessed from the Part F screen in the Data Collection System.

Top ▲

- 2) Can you provide an example of a stand-alone graduate or professional program (a program such as medicine, law, veterinary, or dentistry in which faculty teach virtually only graduate-level students)?

An example of a program that would fall into this category (typically a doctor's-professional practice program) is a school of medicine that only awards degrees/certificates at the graduate level and therefore its faculty exclusively (or in some cases almost exclusively) teach graduate students. Programs that are "stand-alone" graduate programs may have some undergraduate students enrolled in their courses, however a "stand-alone" graduate program would only award degrees/certificates at the graduate level. An example of a graduate program that would not meet this criterion is a school of business that has an undergraduate and graduate program and therefore enrolls both types of students and awards degrees/certificates at both levels. Further, the faculty would teach a mix of undergraduate and graduate students. Excluding "stand-alone" graduate programs is intended to make the student-to-faculty ratio closer to an undergraduate student-to-faculty ratio than it would be if these programs were included in the calculation, without overburdening institutions.

Top ▲

- 3) My institution has graduate and/or doctors-professional practice programs but does not have any "stand-alone" programs. What should I enter on the student and faculty exclusion line items related to these types of programs on the worksheet for Part F?

If your institution does not have any "stand-alone" graduate or professional programs, then enter 0 for students and 0 for faculty in the lines for these types of programs. Most institutions do not have these types of graduate or professional programs, so entering 0 in those lines will be fairly common.

Top ▲

IPEDS

2021-22

Data Collection System

IPEDS HELP DESK(877) 225-2568 | ipedshelp@rti.org

OMB NO. 1850-0582 v.27 : Approval Expires 8/31/2022

2021-22 Survey Materials > Package

Fall Enrollment for public 2-year and less-than-2-year non-degree-granting institutions

Overview

Fall Enrollment Overview

The Fall Enrollment component collects student enrollment counts by level of student, enrollment status, gender and race/ethnicity. In addition, first-time student retention rates and the student-to-faculty ratio are collected. Enrollment by age is required in odd-numbered years, and enrollment by residence of first-time undergraduates is required in even-numbered years.

Institutions operating on a traditional academic year calendar (semester, trimester, quarter, or 4-1-4) report Fall enrollment as of the institution's official fall reporting date or October 15. Institutions operating on a calendar that differs by program or that enrolls students on a continuous basis (referred to as program reporters) report Fall enrollment as students enrolled any time during the period August 1 and October 31.

Data reporting reminders

- Part B, Enrollment of students by age, is **required** this year.
- Part C, Residence of first-time degree/certificate-seeking undergraduates, is **optional** this year.
- For reporting students studying in consortium agreements, please refer to the Resource page at <https://nces.ed.gov/ipeds/report-your-data/data-tip-sheet-reporting-data-consortium-institutions>.

Changes to reporting for 2021-22:

There are no changes to this survey component.

Resources:

- To download the survey materials for this component: [Survey Materials](#)
- To access your prior year data submission for this component: [Reported Data](#)

If you have questions about completing this survey, please contact the **IPEDS Help Desk at 1-877-225-2568**.

Part Selection

Completion of Part C (Residence of First-Time Degree/Certificate-Seeking Undergraduates) is optional this year.

Do you wish to complete Part C this year?

If you select 'Yes', you will be expected to complete the Part C screens.

If you select 'No', you will skip Part C.

- No, I will not complete Part C
- Yes, I will complete Part C

Part A - Fall Enrollment for Full-Time Undergraduate Students

Academic reporters report enrollment as of the institution's official fall reporting date or as of October 15, 2021.

Program reporters report students enrolled at any time between August 1 and October 31, 2021.

Full-time Undergraduate Students

Race/Ethnicity Reporting Reminder:

- Report Hispanic/Latino individuals of any race as Hispanic/Latino
- Report race for non-Hispanic/Latino individuals only

Men

Enrolled for <u>credit</u>	<u>First-time</u> , certificate-seeking	Other certificate-seeking	Non-certificate-seeking	Total, <u>full-time</u> undergraduate students
<u>Nonresident alien</u>	<input type="text"/>	<input type="text"/>	<input type="text"/>	
<u>Hispanic/Latino</u>	<input type="text"/>	<input type="text"/>	<input type="text"/>	
<u>American Indian or Alaska Native</u>	<input type="text"/>	<input type="text"/>	<input type="text"/>	
<u>Asian</u>	<input type="text"/>	<input type="text"/>	<input type="text"/>	
<u>Black or African American</u>	<input type="text"/>	<input type="text"/>	<input type="text"/>	
<u>Native Hawaiian or Other Pacific Islander</u>	<input type="text"/>	<input type="text"/>	<input type="text"/>	
<u>White</u>	<input type="text"/>	<input type="text"/>	<input type="text"/>	
Two or more races	<input type="text"/>	<input type="text"/>	<input type="text"/>	
<u>Race and ethnicity unknown</u>	<input type="text"/>	<input type="text"/>	<input type="text"/>	
Total men				
Total men prior year				

Women

Enrolled for <u>credit</u>	<u>First-time</u> , certificate-seeking	Other certificate-seeking	Non-certificate-seeking	Total, <u>full-time</u> undergraduate students
<u>Nonresident alien</u>	<input type="text"/>	<input type="text"/>	<input type="text"/>	
<u>Hispanic/Latino</u>	<input type="text"/>	<input type="text"/>	<input type="text"/>	
<u>American Indian or Alaska Native</u>	<input type="text"/>	<input type="text"/>	<input type="text"/>	
<u>Asian</u>	<input type="text"/>	<input type="text"/>	<input type="text"/>	
<u>Black or African American</u>	<input type="text"/>	<input type="text"/>	<input type="text"/>	
<u>Native Hawaiian or Other Pacific Islander</u>	<input type="text"/>	<input type="text"/>	<input type="text"/>	
<u>White</u>	<input type="text"/>	<input type="text"/>	<input type="text"/>	
Two or more races	<input type="text"/>	<input type="text"/>	<input type="text"/>	
<u>Race and ethnicity unknown</u>	<input type="text"/>	<input type="text"/>	<input type="text"/>	
Total women				
Total women prior year				
Grand total (men+women)				
Grand total (men+women) prior year				

Part A - Fall Enrollment for Part-time Undergraduate Students

Academic reporters report enrollment as of the institution's official fall reporting date or as of October 15, 2021.

Program reporters report students enrolled at any time between August 1 and October 31, 2021.

Part-time Undergraduate Students

Race/Ethnicity Reporting Reminder:

- Report Hispanic/Latino individuals of any race as Hispanic/Latino
- Report race for non-Hispanic/Latino individuals only

Men

Enrolled for <u>credit</u>	<u>First-time</u> , certificate-seeking	Other certificate-seeking	Non-certificate-seeking	Total, <u>part-time undergraduate</u> students
<u>Nonresident alien</u>	<input type="text"/>	<input type="text"/>	<input type="text"/>	
<u>Hispanic/Latino</u>	<input type="text"/>	<input type="text"/>	<input type="text"/>	
<u>American Indian or Alaska Native</u>	<input type="text"/>	<input type="text"/>	<input type="text"/>	
<u>Asian</u>	<input type="text"/>	<input type="text"/>	<input type="text"/>	
<u>Black or African American</u>	<input type="text"/>	<input type="text"/>	<input type="text"/>	
<u>Native Hawaiian or Other Pacific Islander</u>	<input type="text"/>	<input type="text"/>	<input type="text"/>	
<u>White</u>	<input type="text"/>	<input type="text"/>	<input type="text"/>	
Two or more races	<input type="text"/>	<input type="text"/>	<input type="text"/>	
<u>Race and ethnicity unknown</u>	<input type="text"/>	<input type="text"/>	<input type="text"/>	
Total men				
Total men prior year				

Women

Enrolled for <u>credit</u>	<u>First-time</u> , certificate-seeking	Other certificate-seeking	Non-certificate-seeking	Total, <u>part-time undergraduate</u> students
<u>Nonresident alien</u>	<input type="text"/>	<input type="text"/>	<input type="text"/>	
<u>Hispanic/Latino</u>	<input type="text"/>	<input type="text"/>	<input type="text"/>	
<u>American Indian or Alaska Native</u>	<input type="text"/>	<input type="text"/>	<input type="text"/>	
<u>Asian</u>	<input type="text"/>	<input type="text"/>	<input type="text"/>	
<u>Black or African American</u>	<input type="text"/>	<input type="text"/>	<input type="text"/>	
<u>Native Hawaiian or Other Pacific Islander</u>	<input type="text"/>	<input type="text"/>	<input type="text"/>	
<u>White</u>	<input type="text"/>	<input type="text"/>	<input type="text"/>	
Two or more races	<input type="text"/>	<input type="text"/>	<input type="text"/>	
<u>Race and ethnicity unknown</u>	<input type="text"/>	<input type="text"/>	<input type="text"/>	
Total women				
Total women prior year				
Grand total (men+women)				
Grand total (men+women) prior year				

Part A - Fall Enrollment Summary

Fall Enrollment Summary

Men

Students enrolled for credit	Total full-time students	Total part-time students	Grand total, all students
<u>Nonresident alien</u>			
<u>Hispanic/Latino</u>			
<u>American Indian or Alaska Native</u>			
<u>Asian</u>			
<u>Black or African American</u>			
<u>Native Hawaiian or Other Pacific Islander</u>			
<u>White</u>			
Two or more races			
<u>Race and ethnicity unknown</u>			
Total men			

Women


Students enrolled for credit	Total full-time students	Total part-time students	Grand total, all students
<u>Nonresident alien</u>			
<u>Hispanic/Latino</u>			
<u>American Indian or Alaska Native</u>			
<u>Asian</u>			
<u>Black or African American</u>			
<u>Native Hawaiian or Other Pacific Islander</u>			
<u>White</u>			
Two or more races			
<u>Race and ethnicity unknown</u>			
Total women			
Grand Total (men+women)			

Part A - Fall Enrollment by Distance Education Status

Academic reporters report enrollment as of the institution's official fall reporting date or as of October 15, 2021.

Program reporters report students enrolled at any time between August 1 and October 31, 2021.

	Undergraduate Students	
	Degree/certificate-seeking	Non-degree/non-certificate-seeking
 Enrolled <i>exclusively</i> in <u>distance education courses</u>	<input type="text"/>	<input type="text"/>
Enrolled in <i>at least one</i> but not all distance education courses	<input type="text"/>	<input type="text"/>
<i>Not enrolled</i> in any distance education courses		
Total (from prior part A screens)		

 You may use the box below to provide additional context for the data you have reported above. Context notes will be posted on the College Navigator website. Therefore, you should write all context notes using proper grammar (e.g., complete sentences with punctuation) and common language that can be easily understood by students and parents (e.g., spell out acronyms).

Part A - Fall Enrollment by Distance Education Status

Of those students *exclusively* enrolled in distance education courses, report the number that are:

	Undergraduate Students	
	Degree/certificate-seeking	Non-degree/non-certificate-seeking
Located in the same state/jurisdiction as the institution	<input type="text"/>	<input type="text"/>
Located in the U.S. but not in the same state/jurisdiction as the institution	<input type="text"/>	<input type="text"/>
Located in the U.S. but state/jurisdiction unknown	<input type="text"/>	<input type="text"/>
Located outside the U.S.	<input type="text"/>	<input type="text"/>
Location unknown/unreported		
Total students exclusively enrolled in distance education (from section above)		

Part B - Fall Enrollment by Age and Gender for Full-time Undergraduate Students

Academic reporters report enrollment as of the institution's official fall reporting date or as of October 15, 2021.

Program reporters report students enrolled at any time between August 1 and October 31, 2021.

Age	Full-time Undergraduate Students	
	Men	Women
Under 18	<input type="text"/>	<input type="text"/>
18-19	<input type="text"/>	<input type="text"/>
20-21	<input type="text"/>	<input type="text"/>
22-24	<input type="text"/>	<input type="text"/>
25-29	<input type="text"/>	<input type="text"/>
30-34	<input type="text"/>	<input type="text"/>
35-39	<input type="text"/>	<input type="text"/>
40-49	<input type="text"/>	<input type="text"/>
50-64	<input type="text"/>	<input type="text"/>
65 and over	<input type="text"/>	<input type="text"/>
Age unknown/unreported		
Total full-time undergraduate students (from part A)		

Part B - Fall Enrollment by Age and Gender for Part-time Undergraduate Students

Academic reporters report enrollment as of the institution's official fall reporting date or as of October 15, 2021.


Program reporters report students enrolled at any time between August 1 and October 31, 2021.

Age	Part-time Undergraduate Students	
	Men	Women
Under 18	<input type="text"/>	<input type="text"/>
18-19	<input type="text"/>	<input type="text"/>
20-21	<input type="text"/>	<input type="text"/>
22-24	<input type="text"/>	<input type="text"/>
25-29	<input type="text"/>	<input type="text"/>
30-34	<input type="text"/>	<input type="text"/>
35-39	<input type="text"/>	<input type="text"/>
40-49	<input type="text"/>	<input type="text"/>
50-64	<input type="text"/>	<input type="text"/>
65 and over	<input type="text"/>	<input type="text"/>
Age unknown/unreported		
Total part-time undergraduate students (from part A)		

Part C - Screening Question

Did any of your first-time degree/certificate-seeking undergraduate students (reported in Part A) enroll within 12 months of graduating high school or receiving their GED?

- No, we do not have any first-time students who enrolled within 12 months of their high school graduation.
- Yes, we have first-time students who enrolled within 12 months of their high school graduation.

 You may use the box below to provide additional context for the data you have reported above. Context notes will be posted on the College Navigator website. Therefore, you should write all context notes using proper grammar (e.g., complete sentences with punctuation) and common language that can be easily understood by students and parents (e.g., spell out acronyms).

Part C - Residence of First-time Undergraduates

Academic reporters report enrollment as of the institution's official fall reporting date or as of October 15, 2021.

Program reporters report students enrolled at any time between August 1 and October 31, 2021.

NOTE: These data are **optional** this year.

Enter **at least one** zero, where applicable, to verify that the screen has not been skipped.

State of <u>residence</u> when student was first admitted	FIPS Code	i Total <u>first-time</u> degree/certificate-seeking undergraduates (1)	Of students in column 1, those who enrolled within 12 months of high school graduation or receiving their GED (2)
Alabama	01	<input type="text"/>	<input type="text"/>
Alaska	02	<input type="text"/>	<input type="text"/>
Arizona	04	<input type="text"/>	<input type="text"/>
Arkansas	05	<input type="text"/>	<input type="text"/>
California	06	<input type="text"/>	<input type="text"/>
Colorado	08	<input type="text"/>	<input type="text"/>
Connecticut	09	<input type="text"/>	<input type="text"/>
Delaware	10	<input type="text"/>	<input type="text"/>
District of Columbia	11	<input type="text"/>	<input type="text"/>
Florida	12	<input type="text"/>	<input type="text"/>
Georgia	13	<input type="text"/>	<input type="text"/>
Hawaii	15	<input type="text"/>	<input type="text"/>
Idaho	16	<input type="text"/>	<input type="text"/>
Illinois	17	<input type="text"/>	<input type="text"/>
Indiana	18	<input type="text"/>	<input type="text"/>
Iowa	19	<input type="text"/>	<input type="text"/>
Kansas	20	<input type="text"/>	<input type="text"/>
Kentucky	21	<input type="text"/>	<input type="text"/>
Louisiana	22	<input type="text"/>	<input type="text"/>
Maine	23	<input type="text"/>	<input type="text"/>

Part C - Residence of First-time Undergraduates

Academic reporters report enrollment as of the institution's official fall reporting date or as of October 15, 2021.

Program reporters report students enrolled at any time between August 1 and October 31, 2021.

NOTE: These data are **optional** this year.

Enter **at least one** zero, where applicable, to verify that the screen has not been skipped.

State of <u>residence</u> when student was first admitted	FIPS Code	Total <u>first-time</u> degree/certificate-seeking undergraduates (1)	Of students in column 1, those who enrolled within 12 months of high school graduation or receiving their GED (2)
Maryland	24	<input type="text"/>	<input type="text"/>
Massachusetts	25	<input type="text"/>	<input type="text"/>
Michigan	26	<input type="text"/>	<input type="text"/>
Minnesota	27	<input type="text"/>	<input type="text"/>
Mississippi	28	<input type="text"/>	<input type="text"/>
Missouri	29	<input type="text"/>	<input type="text"/>
Montana	30	<input type="text"/>	<input type="text"/>
Nebraska	31	<input type="text"/>	<input type="text"/>
Nevada	32	<input type="text"/>	<input type="text"/>
New Hampshire	33	<input type="text"/>	<input type="text"/>
New Jersey	34	<input type="text"/>	<input type="text"/>
New Mexico	35	<input type="text"/>	<input type="text"/>
New York	36	<input type="text"/>	<input type="text"/>
North Carolina	37	<input type="text"/>	<input type="text"/>
North Dakota	38	<input type="text"/>	<input type="text"/>
Ohio	39	<input type="text"/>	<input type="text"/>
Oklahoma	40	<input type="text"/>	<input type="text"/>
Oregon	41	<input type="text"/>	<input type="text"/>
Pennsylvania	42	<input type="text"/>	<input type="text"/>
Rhode Island	44	<input type="text"/>	<input type="text"/>

Part C - Residence of First-time Undergraduates


Academic reporters report enrollment as of the institution's official fall reporting date or as of October 15, 2021.

Program reporters report students enrolled at any time between August 1 and October 31, 2021.

NOTE: These data are **optional** this year.

Enter **at least one** zero, where applicable, to verify that the screen has not been skipped.

State of <u>residence</u> when student was first admitted	FIPS Code	Total <u>first-time</u> degree/certificate-seeking undergraduates (1)	Of students in column 1, those who enrolled within 12 months of high school graduation or receiving their GED (2)
South Carolina	45	<input type="text"/>	<input type="text"/>
South Dakota	46	<input type="text"/>	<input type="text"/>
Tennessee	47	<input type="text"/>	<input type="text"/>
Texas	48	<input type="text"/>	<input type="text"/>
Utah	49	<input type="text"/>	<input type="text"/>
Vermont	50	<input type="text"/>	<input type="text"/>
Virginia	51	<input type="text"/>	<input type="text"/>
Washington	53	<input type="text"/>	<input type="text"/>
West Virginia	54	<input type="text"/>	<input type="text"/>
Wisconsin	55	<input type="text"/>	<input type="text"/>
Wyoming	56	<input type="text"/>	<input type="text"/>
<u>State Unknown</u>	57	<input type="text"/>	<input type="text"/>
American Samoa	60	<input type="text"/>	<input type="text"/>
Federated States of Micronesia	64	<input type="text"/>	<input type="text"/>
Guam	66	<input type="text"/>	<input type="text"/>
Marshall Islands	68	<input type="text"/>	<input type="text"/>
Northern Marianas	69	<input type="text"/>	<input type="text"/>
Palau	70	<input type="text"/>	<input type="text"/>
Puerto Rico	72	<input type="text"/>	<input type="text"/>
Virgin Islands	78	<input type="text"/>	<input type="text"/>
Foreign Countries	90	<input type="text"/>	<input type="text"/>
Residence unknown/unreported	98		
Total first-time degree/certificate-seeking undergraduates (from Part A)			

 You may use the box below to provide additional context for the data you have reported above. Context notes will be posted on the College Navigator website. Therefore, you should write all context notes using proper grammar (e.g., complete sentences with punctuation) and common language that can be easily understood by students and parents (e.g., spell out acronyms).

Part E - First-Time Student Cohort Retention Rates (Full-time)

Retention Rates - Full-time, First-time Degree/Certificate-Seeking Cohort from Fall 2020

The Fall 2020 cohort is preloaded based on data reported in the prior year Fall Enrollment survey component.

Academic reporters report retention data as of the institution's official fall reporting date or as of October 15. Program reporters determine the cohort with enrollment any time between August 1 and October 31, 2020 and retention based on August 1, 2021.

The retention rate is calculated by the system after clicking "Save" on the screen. Exclusions are subtracted from the original cohort and the resulting adjusted cohort is used for calculating the retention rate.

Retention Data Reporting Reminders:

- Include only **full-time, first-time degree/certificate-seeking** students in this cohort.
- Determine full-time using Fall 2020 attendance status (e.g., if a student was full-time in Fall 2020, report them in the full-time cohort regardless of Fall 2021 status).
- If there are no students to report in the cohort, enter zero. Do not leave the field blank.
- Report in the exclusions box (line E2a) the number of students from the cohort who left the institution for any of the following reasons: died or were totally and permanently disabled; to serve in the armed forces (including those called to active duty); to serve with a foreign aid service of the Federal Government (e.g., Peace Corps); or to serve on official church missions.
- Report in the inclusion box (line E2b) first-time bachelor's-seeking study abroad students who were excluded from the first-time cohort (line E1) but who have re-enrolled at the institution their second year.

FULL-TIME, FIRST-TIME COHORT RETENTION:		Preloaded cohort		Prior year data (Fall 2019 cohort)	
E1	Full-time, first-time Fall 2020 cohort		<input type="text"/>		
E2a	<u>Exclusions</u> from the Fall 2020 cohort		<input type="text"/>		
E2b	Inclusions to the Fall 2020 cohort		<input type="text"/>		
E3	Adjusted Fall 2020 cohort (line E1 - E2a + E2b)				
E4	Students from Fall 2020 cohort who are still enrolled + students from Fall 2020 cohort who completed their program as of Fall 2021		<input type="text"/>		
E5	Full-time, first-time Fall 2020 cohort retention rate (line E4 / line E3)			%	%

The notes below provide context for the data you've reported above and **may** be posted on the College Navigator website. Choose one option that best explains your data or choose "Non-applicable" if you do not wish to provide context notes. If none of the options provided explain your institution's data, then choose "Other" and write your own context notes. Therefore, you should write all context notes using proper grammar (e.g., complete sentences with punctuation) and common language that can be easily understood by students and parents (e.g., spell out acronyms).

Part E - First-Time Student Cohort Retention Rates (Part-time)

Retention Rates - Part-time, First-time Degree/Certificate-Seeking Cohort from Fall 2020



The Fall 2020 cohort is preloaded based on data reported in the prior year Fall Enrollment survey component.


Academic reporters report retention data as of the institution's official fall reporting date or as of October 15. Program reporters determine the cohort with enrollment any time between August 1 and October 31, 2020 and retention based on August 1, 2021.

The retention rate is calculated by the system after clicking "Save" on the screen. Exclusions are subtracted from the original cohort and the resulting adjusted cohort is used for calculating the retention rate.

Retention Data Reporting Reminders:

- Include only **part-time, first-time degree/certificate-seeking** students in this cohort.
- Determine part-time using Fall 2020 attendance status (e.g., if a student was part-time in Fall 2020, report them in the part-time cohort regardless of their Fall 2021 status).
- If there are no students to report in the cohort, enter zero. Do not leave the field blank.
- Report in the exclusions box (line E7a) the number of students from the cohort who left the institution for any of the following reasons: died or were totally and permanently disabled; to serve in the armed forces (including those called to active duty); to serve with a foreign aid service of the Federal Government (e.g., Peace Corps); or to serve on official church missions.
- Report in the inclusion box (line E7b) first-time bachelor's-seeking study abroad students who were excluded from the first-time cohort (line E6) but who have re-enrolled at the institution their second year.

PART-TIME, FIRST-TIME COHORT RETENTION:	Preloaded cohort			Prior year data (Fall 2019 cohort)
E6 Part-time, first-time Fall 2020 cohort		<input type="text"/>		
E7a <u>Exclusions</u> from the Fall 2020 cohort		<input type="text"/>		
E7b Inclusions to the Fall 2020 cohort		<input type="text"/>		
E8 Adjusted Fall 2020 cohort (line E6 - E7a + E7b)				
E9 Students from Fall 2020 cohort who are still enrolled + students from Fall 2020 cohort who completed their program as of Fall 2021		<input type="text"/>		
E10 Part-time, first-time Fall 2020 cohort retention rate (line E9 / line E8)			%	%

 The notes below provide context for the data you've reported above and **may** be posted on the College Navigator website. Choose one option that best explains your data or choose "Non-applicable" if you do not wish to provide context notes. If none of the options provided explain your institution's data, then choose "Other" and write your own context notes. Therefore, you should write all context notes using proper grammar (e.g., complete sentences with punctuation) and common language that can be easily understood by students and parents (e.g., spell out acronyms).

Part F - Student-to-Faculty Ratio

Student-to-Faculty Ratio

Please provide your institution's student-to-faculty ratio (i.e., student-to-instructional staff) for undergraduate programs for Fall 2021. The student-to-faculty ratio and any accompanying context that is provided will be displayed on College Navigator.

Note: Logic in this item is similar to item I-2 from the Common Data Set data collection.


[Click here to use a worksheet to help you determine the student-to-faculty ratio](#)

Student-to-faculty ratio

to 1

Student-to-faculty ratio prior year

to 1

 You may use the box below to provide additional context for the data you have reported above. Context notes will be posted on the College Navigator website. Therefore, you should write all context notes using proper grammar (e.g., complete sentences with punctuation) and common language that can be easily understood by students and parents (e.g., spell out acronyms).

Part F - Less Than Four-Year Institutions and Four Year-Institutions Without Graduate Programs Student-to-Faculty Ratio Worksheet

To reduce administrative burden, this worksheet is optional but is provided to help you determine your institution's student-to-faculty ratio.

Data entered on this worksheet will NOT be collected or saved. Therefore, please PRINT and SAVE this worksheet if you would like to refer to the ratio calculation for your institution at a later time.

Note: The logic used for this calculation is similar to item I-2 from the Common Data Set data collection.

Students, Fall 2021

F1 Total full-time students from Part A

F2 Total part-time students from Part A

F3 Full-time equivalent of part-time students
(Line F2 * 1/3)

F4 Total full-time equivalent students
(Line F1 + F3)

Instructional Staff, Fall 2021

FULL-TIME INSTRUCTIONAL STAFF:

F5 Number of full-time instructional staff as reported on the HR survey component

Full-Time Instructional Staff Exclusion (Line F6):

F6 **Full-Time Instructional Staff Exclusion:**

Of the number of full-time instructional staff reported in Line F5, the number teaching exclusively **non-credit** courses

F7 Total adjusted full-time instructional staff
(Line F5 - F6)

PART-TIME INSTRUCTIONAL STAFF:

F8 Number of part-time instructional staff as reported on the HR survey component

Part-Time Instructional Staff Exclusion (Line F9):

F9 Of the number of part-time instructional staff reported in Line F8, the number teaching exclusively **non-credit** courses

Part-Time Instructional Staff Addition (Line F10):

F10 Number of administrators, or other staff **NOT** reported to IPEDS as instructors, that are teaching a credit course(s) in the Fall

F11 Total adjusted part-time instructional staff
(Line F8 - F9 + F10)

F12 Full-time equivalent of adjusted part-time instructional staff
(Line F11 * 1/3)

F13 Total full-time equivalent instructional staff
(Line F7 + F12)

F14 Student-to-faculty ratio
(Line F4/F13)

to 1

Prepared by

Reporting Reminders:

- The name of the preparer is being collected so that we can follow up with the appropriate person in the event that there are questions concerning the data.
- The Keyholder will be copied on all email correspondence to other preparers.
- The time it took to prepare this component is being collected so that we can continue to improve our estimate of the reporting burden associated with IPEDS.
- Please include in your estimate the time it took for you to review instructions, query and search data sources, complete and review the component, and submit the data through the Data Collection System.
- Thank you for your assistance.

This survey component was prepared by:		
<input type="radio"/> Keyholder	<input type="radio"/> SFA Contact	<input type="radio"/> HR Contact
<input type="radio"/> Finance Contact	<input type="radio"/> Academic Library Contact	<input type="radio"/> Other
Name:	<input type="text"/>	
Email:	<input type="text"/>	

How many staff from your institution only were involved in the data collection and reporting process of this survey component?
<input type="text"/> Number of Staff (including yourself)

How many hours did you and others from your institution only spend on each of the steps below when responding to this survey component? <i>Exclude the hours spent collecting data for state and other reporting purposes.</i>				
Staff member	Collecting Data Needed	Revising Data to Match IPEDS Requirements	Entering Data	Revising and Locking Data
Your office	<input type="text"/> hours	<input type="text"/> hours	<input type="text"/> hours	<input type="text"/> hours
Other offices	<input type="text"/> hours	<input type="text"/> hours	<input type="text"/> hours	<input type="text"/> hours

Fall Enrollment Full Instructions

Purpose of Survey

Changes in Reporting

General Instructions

[Reporting Period Covered](#)

[Context Boxes](#)

Coverage

[Who To Include](#)

[Who To Exclude](#)

Where to Get Help For Reporting

[IPEDS Help Desk](#)

[AIR Website](#)

[IPEDS Website Resources](#)

Where the Reported Data Will Appear

[Institution Level](#)

[Aggregate Level](#)

Reporting Directions

[Screening Questions](#)

[Reporting Individuals by Racial/Ethnic Categories](#)

[Part A: Fall Enrollment by Level, Attendance Status, Race/Ethnicity, and Gender](#)

[Part B: Fall Enrollment by Age](#)

[Part C: Residence of First-Time Certificate-Seeking Undergraduates](#)

[Part E: Retention Rates for First-Time Certificate-Seeking Undergraduates](#)

[Part F: Student-to-Faculty Ratio](#)

Purpose of Survey

The purpose of the Fall Enrollment component of IPEDS is to collect enrollment data on all students enrolled for credit in courses/programs that could lead to awards ranging from postsecondary certificates of less than 1 year to doctoral degrees. Fall enrollment data are collected by level of student, attendance status, race/ethnicity, and gender. In addition, the Fall Enrollment component collects data on the institution's undergraduate entering class, first-time student retention rates, and the student-to-faculty ratio. Every other year data on enrollment by nine selected fields of study are collected, as is residency of first-time degree/certificate-seeking undergraduate students. In opposite years, enrollment by student age is collected.

[Top ▲](#)

Changes in reporting

Enrollment by age is mandatory this year. Enrollment by residence is optional.

[Top ▲](#)

General Instructions

Reporting Period Covered

For institutions operating on a traditional academic year calendar (semester, trimester, quarter, or 4-1-4), fall enrollment should be reported as of the institution's official fall reporting date or October 15.

For institutions operating on an "other academic calendar," a calendar that differs by program, or enrolls students on a continuous basis (referred to as program reporters), fall enrollment is reported for students enrolled any time during the period August 1 and October 31.

[Top ▲](#)

Context Boxes

Context boxes are provided to allow institutions to provide more information regarding survey component items. Note that some context boxes are posted on the [College Navigator Website](#), which is the college search tool offered by NCES. NCES will review entries in these context boxes for applicability and appropriateness before posting them on the [College Navigator Website](#); institutions should check grammar and spelling of their entries.

Top ▲

Coverage

Who to Include

Include all students **enrolled for credit** (enrolled in instructional activity, courses or programs, that can be applied towards the requirements for a postsecondary degree, diploma, certificate, or other recognized postsecondary credential), regardless of whether or not they are seeking a degree or certificate. This includes:

- Students enrolled for credit in off-campus centers
- High school students taking regular college courses for credit
- Students taking remedial courses if the student is degree-seeking for the purpose of student financial aid determination
- Students from overseas enrolled in for credit at your institution (e.g., online students)

Who to Exclude

Exclude students who are **not** enrolled for credit. For example, exclude:

- Students enrolled exclusively in courses that cannot be applied towards a recognized postsecondary credential
- Students enrolled only in ESL programs (programs comprised exclusively of ESL courses)
- Students enrolled exclusively in Continuing Education Units (CEUs)
- Students exclusively auditing classes

In addition, the following students should be excluded:

- Any student studying abroad (e.g., at a foreign university) if their enrollment at the 'home' institution serves as an administrative record
- Students enrolled in any branch campus located in a foreign country
- Students in Experimental Pell Programs

Top ▲

Where to Get Help with Reporting

IPEDS Help Desk

Phone: (877) 225-2568

E-mail: ipedshelp@rti.org

Web Tutorials

You can consult the [IPEDS Website's Trainings & Outreach](#) page which contains several tutorials on IPEDS data collection, a self-paced overview of IPEDS tools, and other valuable resources.

IPEDS Resource Page

The [IPEDS Website's Reporting Tools](#) page contains frequently asked questions, a link to data tip sheets, tutorials, taxonomies, information centers (e.g., academic libraries, average net price, human resources, race/ethnicity, etc.), and other valuable information.

Top ▲

Where the Reported Data Will Appear

Data collected through IPEDS will be accessible at the institution and aggregate levels.

At the institution-level, data will appear in the:

- [College Navigator Website](#)
- [IPEDS Use the Data portal](#)
- [IPEDS Data Feedback Reports](#)
- [College Affordability and Transparency Center Website](#)

At the aggregate-level, data will appear in:

- [IPEDS Data Explorer](#)
- [IPEDS Data Feedback Reports](#)
- [The Digest of Education Statistics](#)
- [The Condition of Education](#)

Top ▲

Reporting Directions

Screening Questions

Before entering any data, screening questions will need to be answered.

Part C Selection

Part C (Enrollment of Students by Residence) is optional this year. Indicate whether or not you will complete Part C of the Fall Enrollment survey component this year.

Top ▲

Reporting Persons by Racial/Ethnic Category (1997 OMB)

This information is being collected in compliance with Title VI of the Civil Rights Act of 1964 and Title IX of the Education Amendments of 1972 and Sec. 421(a) (1) of the Carl D. Perkins Vocational Education Act. These instructions correspond with the Final Guidance on Maintaining, Collecting, and Reporting Racial and Ethnic Data to the U.S. Department of Education, published in the Federal Register on October 19, 2007.

Method of collection - Institutions must collect race and ethnicity information using a 2-question format. The first question is whether the respondent is Hispanic/Latino. The second question is whether the respondent is from one or more races from the following list: American Indian or Alaska Native, Asian, Black or African American, Native Hawaiian or Other Pacific Islander, and White. Institutions should allow students and staff to self-identify their race and ethnicity. For further details on the guidance for collecting these data, please see the full Federal Register notice.

Method of reporting aggregate data - Institutions must report aggregate data to the U.S. Department of Education using the NINE categories below. Racial/ethnic designations are requested only for United States citizens, resident aliens, and other eligible non-citizens.

- Hispanic or Latino, regardless of race

For Non-Hispanic/Latino individuals:

- American Indian or Alaska Native
- Asian
- Black or African American
- Native Hawaiian or Other Pacific Islander
- White
- Two or more races

In addition, the following categories may be used:

- Nonresident alien
- Race and ethnicity unknown

Racial/ethnic descriptions - Racial/ethnic designations as used in this survey do not denote scientific definitions of anthropological origins. The categories are:

- Hispanic or Latino- A person of Cuban, Mexican, Puerto Rican, South or Central American, or other Spanish culture or origin, regardless of race.
- American Indian or Alaska Native- A person having origins in any of the original peoples of North and South America (including Central America) who maintains cultural identification through tribal affiliation or community attachment.
- Asian- A person having origins in any of the original peoples of the Far East, Southeast Asia, or the Indian Subcontinent, including, for example, Cambodia, China, India, Japan, Korea, Malaysia, Pakistan, the Philippine Islands, Thailand, and Vietnam.
- Black or African American- A person having origins in any of the black racial groups of Africa.
- Native Hawaiian or Other Pacific Islander- A person having origins in any of the original peoples of Hawaii, Guam, Samoa, or other Pacific Islands.
- White - A person having origins in any of the original peoples of Europe, the Middle East, or North Africa.

Other descriptive categories

- **Nonresident alien** - A person who is not a citizen or national of the United States and who is in this country on a visa or temporary basis and does not have the right to remain indefinitely. NOTE - Nonresident aliens are to be reported separately, in the boxes provided, rather than included in any of the seven racial/ethnic categories. Resident aliens and other eligible (for financial aid purposes) non-citizens who are not citizens or nationals of the United States and who have been admitted as legal immigrants for the purpose of obtaining permanent resident alien status (and who hold either an alien registration card (Form I-551 or I-151), a Temporary Resident Card (Form I-688), or an Arrival-Departure Record (Form I-94) with a notation that conveys legal immigrant status such as Section 207 Refugee, Section 208 Asylee, Conditional Entrant Parolee or Cuban-Haitian) are to be reported in the appropriate racial/ethnic categories along with United States citizens.
- **Race and ethnicity unknown** - This category is used only if the person did not select EITHER a racial or ethnic designation.

Top ▲

Part A - Full-Time Undergraduate Students by Race/Ethnicity and Gender

On this screen, include all students enrolled for credit, full-time at the undergraduate level. The undergraduate level includes students enrolled in undergraduate level courses or any certificate programs below the baccalaureate level. Students who have already earned a bachelor's degree but are taking undergraduate courses for credit should be included as undergraduates.

Full-time, first-time certificate-seeking undergraduate students

In column 1, report undergraduate students who have **no prior postsecondary experience** and have enrolled **full-time** with the **intent to earn a certificate** or other recognized postsecondary credential. The following are also considered first-time:

- Students enrolled in the fall term who attended college for the first time in the prior summer term (applicable to academic reporters only)
- Students who entered with advanced standing (any college credits or recognized postsecondary credential earned before graduation from high school)

In order to be considered certificate-seeking, the student must be enrolled in courses for credit and be recognized by the institution as seeking a certificate or other recognized postsecondary credential. Dual enrolled high school students are not considered certificate-seeking. **Note:** All students eligible to receive federal student financial aid are to be considered certificate-seeking.

Program Reporters: Include first-time students who entered your institution between August 1, 2021 and October 31, 2021.

Academic Reporters: Student counts reported in column 1 define the initial cohort for reporting graduation rates on the IPEDS Graduation Rates (GR) component to meet Student Right-to-Know reporting requirements. Students reported in this group will become your GR cohort in the reporting year appropriate for your institution.

Full-time, Other certificate-seeking undergraduate students

In column 2, report the total number of all other (i.e. not first-time) full-time certificate-seeking undergraduate students. This includes:

- transfer-in (non-first-time entering) certificate-seeking students
- continuing certificate-seeking students (i.e. students not new to the institution in the fall, but instead are continuing in their courses/program at the institution)

Full-time, Non-certificate-seeking undergraduate students

In column 3, report the total number of full-time non-certificate-seeking undergraduates. These students are enrolled for credit but not with the intention of earning a certificate or recognized postsecondary credential. **Note:** High school students enrolled in creditable courses prior to high school graduation are considered non-certificate-seeking students.

Once you save the data by clicking the 'Verify and Save' button, the 'Total full-time undergraduates' (column 4) will be calculated by the system and display on the survey screen.

Top ▲

Part A: Part-time Undergraduate Students

Report part-time students using the same definitions and instructions provided for full-time undergraduate students.

Top ▲

Part A: Enrollment by Distance Education Status

On this screen, report all students reported on previous Part A screens who are:

- **Enrolled exclusively in distance education courses offered at your institution:** Students who are enrolled only in courses that are considered distance education courses at your institution.
- **Enrolled in at least one but not all distance education courses offered at your institution:** Students who are enrolled in at least one course that is considered a distance education course, but are not enrolled exclusively in distance education courses.

Note:

- Requirements for coming to campus for orientation, testing, or academic support services do not exclude a course from being classified as exclusively distance education. Similarly, if a student is taking instructional portions of their program entirely online, but are then required to complete a practicum, residency, or internship, the student can still be considered enrolled in entirely distance education courses.
- If a student is enrolled at the home institution but takes distance education courses from a consortium member institution, distance education enrollment should be reported at the consortium member institution, not the home institution. If a student is taking distance education courses at BOTH the home institution and a consortium member institution, the student should be reported as enrolled in distance education courses at BOTH institutions.

Not enrolled in any distance education courses offered at your institution: This number represents the students who are not enrolled in any distance education courses at your institution. It will be calculated by subtracting the (students enrolled exclusively in distance education + students enrolled in some but not all distance education courses) from the total enrolled students from Part A, which is the totals for degree/certificate-seeking undergraduates and non-degree/non-certificate-seeking undergraduates.

Location of students enrolled exclusively in distance education courses

If there are students reported as enrolled exclusively in distance education courses, further data on the location of these distance education students will need to be reported. Report, by degree/certificate-seeking status, the number of exclusively distance education students that are located in the same state/jurisdiction as the institution, in a different state/jurisdiction than the institution, in the U.S. but the state/jurisdiction is unknown, and residing outside the U.S. Location for those students enrolled exclusively in distance education should be their physical location or current address, as of the institution's Fall reporting date. If this is not available, use the address on file for the student. For students enlisted in the military on active duty, use the permanent address instead of the student's physical location or current address.

The total students exclusively enrolled in distance education courses will be carried forward from earlier on the screen. If the total students reported by location does not equal the total enrolled exclusively in distance education from above, the "Location unknown/unreported" is calculated.

Top ▲

Part B: Fall Enrollment by Age and Gender

Part B is mandatory this year. This part is required in odd-numbered years.

This distribution of students should include all students reported in Part A.

Enrollment by Age

Use institutional records to calculate student age.

Academic reporters: report student age as of the institution's official fall reporting date or as of October 15, 2021.

Program reporters: report student age as of August 1, 2021.

The totals by gender for each attendance status (full- or part-time) and student level (undergraduate or graduate) will be carried forward from the corresponding Part A screens. When the Part B and Part A totals do not agree, the "Age unknown/unreported" is calculated.

Note: If the Part B student count total is larger than the total carried forward from Part A (resulting in a negative value), a fatal error results. In this case, reexamine both the age data and comparable portion of Part A to identify the error and make appropriate corrections.

Top ▲

Part C: Residence of First-time Degree/Certificate-Seeking Undergraduate Students

Part C is optional this year. This part is required in even-numbered years only.

This distribution of students should include all **first-time degree/certificate-seeking undergraduate students** (both full- and part-time) reported in Part A.

Recent High School Graduates Screening Question

Part C begins with a screening question to determine whether or not your institution has first-time degree/certificate-seeking undergraduate students who enrolled within 12 months of graduating high school or receiving their GED. If the answer is 'No', then only one column for all first-time degree/certificate-seeking undergraduates will display in Part C. If the answer is 'Yes', then 2 columns will be reported in Part C, one for all first-time degree/certificate-seeking undergraduates and one for those first-time degree/certificate-seeking undergraduates enrolled within 12 months of graduating high school or receiving their GED.

State of residence

Use the state identified by the student as his/her permanent address at the time of application to the institution. This may be the legal residence of a parent or guardian, or the state in which a student has a driver's license or is registered to vote. It is not necessarily the state in which the student's high school is located.

Residence of first-time degree/certificate-seeking undergraduate students

In column (1), report **all** first-time degree/certificate-seeking undergraduate students, **both full-time and part-time**, by state of residence. The total line for column (1) will be carried forward from the total first-time degree/certificate-seeking undergraduate students reported in Part A. If the sum of the students reported by state of residence in column (1), lines 1-90, does not agree with the total first-time degree/certificate-seeking undergraduates from Part A, the "Residence unknown/unreported" (line 98) will be calculated.

Note: When the sum of students by state of residence is larger than the total carried forward from Part A (resulting in a negative value calculated for the "Residence unknown/unreported" line), a fatal error results. In this case, reexamine both the residence data and comparable section of Part A to identify the error and make appropriate corrections.

If your institution responded 'Yes' to the screening question, the subset of students from column (1) who enrolled within 12 months of graduating high school or receiving their GED are to be reported again by their state of residence in column (2).

Top ▲

Part E: Retention Rates for the First-Time Degree/Certificate-Seeking Student Cohort

Retention rates examine the percentage of first-time degree/certificate seeking students enrolled in the fall of the prior year that are either still enrolled in the fall of the current year or have completed their program in that time.

The retention cohorts, full-time and part-time, first-time degree/certificate-seeking undergraduates from Fall 2020, are preloaded from Part A of the prior year Fall Enrollment survey component.

On each retention screen (full-time cohort and part-time cohort screens), institutions must:

- Verify the preloaded Fall 2020 cohort. Attendance status (full- or part-time) should be based on the student's Fall 2020 attendance status.
- Report any exclusions for the cohort (see below for allowable exclusions).
- Report any inclusions of first-time study abroad students who were excluded from the first-time cohort but who have re-enrolled at the institution their second year.
- Report the total number of students retained from the Fall 2020 cohort. Include students who were reported as first-time but who are studying abroad in Fall 2021.

Total students retained = students from Fall 2020 cohort still enrolled as of Fall 2021 + students from Fall 2020 cohort who completed their program as of Fall 2021.

Academic reporters: Report students retained as of the institution's official fall reporting date or as of October 15, 2021.

Program reporters: Report students retained as of August 1, 2021.

Exclusions:

Institutions may report exclusions for the Fall 2020 cohort. Allowable exclusions are students who left the institution for any of the following reasons:

- Died or were totally and permanently disabled
- To serve in the armed forces (including those called to active duty)
- To serve with a foreign aid service of the Federal Government (e.g., Peace Corps)
- To serve on official church missions

The system will compute an **adjusted** cohort by subtracting the student exclusions from the original cohort prior to calculating the retention rate.

Retention rates will be computed by the system after clicking 'Save.' The retention rate is calculated as:

(Students from Fall 2020 cohort still enrolled + Students from Fall 2020 cohort who completed their program as of Fall 2021/Adjusted Fall 2020 cohort)*100.

Top ▲

Part F: Student-to-Faculty Ratio

Graduate only institutions do not complete Part F.

Report the student-to-faculty ratio for undergraduate programs at your institution. A worksheet is available to help determine your institution's ratio. Click on the link from the Part F screen to access the worksheet.

Worksheet for Less Than Four-Year Institutions and Four-Year Institutions without Graduate or Professional Programs

The worksheet is designed to help institutions determine their student-to-faculty ratio. It is NOT mandatory that you use this worksheet to calculate your student-to-faculty ratio. Data entered on the worksheet will **NOT** be collected or saved. Make sure to **print** the screen in order to refer to the ratio calculation for your institution at a later time.

Please note: The logic used in this calculation is similar to that of item I-2 from the Common Data Set data collection.

FULL- AND PART-TIME STUDENT DATA:

All student data on the worksheet are either carried forward from Part A or a calculated field.

Lines F1 and F2. Total full-time and total part-time students.

The total number of full- and part-time students are carried forward from Part A.

Line F3. A full-time equivalent (FTE) of the part-time student count.

The FTE will be calculated as line F2 (total part-time student count) * 1/3.

Line F4. Total FTE students.

This is calculated as the sum of lines F1 (total full-time students) and F3 (FTE of part-time students). Line F4 is used in the ratio calculation.

FULL-AND PART-TIME INSTRUCTIONAL STAFF DATA:

Lines F5 and F8 should be reported based on data your institution is reporting in the IPEDS Human Resources (HR) survey component. Please work together with the appropriate staff at your institution to ensure that the data used on this worksheet and reported in the HR component are the same.

In line F5, report the total number of full-time instructional staff as reported on the HR survey component.

In line F8, report the total number of part-time instructional staff as reported on the HR survey component.

Instructional Staff Exclusion for Non-Credit Instructors:

In line F6, report the number of full-time instructional staff reported in line F5 that are teaching exclusively non-credit courses.

In line F9, report the number of part-time instructional staff reported in line F8 that are teaching exclusively non-credit courses.

For institutions that have a large amount of non-credit activity, the above exclusions will better align the student data with the instructional staff data being used in the ratio.

Part-Time Instructional Staff Addition:

In line F10, report the number of administrators or other staff **NOT** reported to IPEDS as instructors (and therefore not included in the instructional staff count reported in line F8) that are teaching a credit course in the Fall.

For institutions that have administrators and other professionals on staff that are not reported to IPEDS as instructors (because it is not their "primary function") but they teach credit courses, the above allowable addition will produce a more accurate ratio.

With the above instructional staff exclusions and part-time instructional staff addition information above, the system will compute the following on the worksheet:

Line F7. Total adjusted full-time instructional staff.

The adjusted full-time instructional staff is the total full-time instructional staff, excluding those teaching exclusively non-credit classes. The system will calculate line F7 as line F5 (total full-time instructional staff as reported on the HR survey component) minus line F6 (total full-time instructional staff teaching exclusively non-credit courses).

Line F11. Total adjusted part-time instructional staff.

The adjusted part-time instructional staff is the total part-time instructional staff, excluding those teaching exclusively non-credit classes, and adding those administrators and other staff teaching credit courses. The system will calculate line F11 as line F8 (total part-time instructional staff as reported on the HR survey component) minus line F9 (total part-time instructional staff teaching exclusively non-credit courses) + line F10 (administrators and other staff teaching credit courses).

Line F12. Total FTE of adjusted part-time instructional staff.

The FTE will be calculated as line F11 (total adjusted part-time instructional staff) * 1/3.

Line F13. Total FTE of adjusted instructional staff.

This is calculated as the sum of lines F7 (total adjusted full-time instructional staff) and F12 (FTE of total adjusted part-time instructional staff). Line F13 is used in the ratio calculation.

Line F14. Student-to-faculty ratio.

The ratio will be calculated by the system as line F4 (total adjusted FTE students) divided by line F13 (total adjusted FTE instructional staff). The ratio will be displayed on the worksheet as xxx to 1.

The calculated ratio can then be entered onto the Part F (Student-to-Faculty Ratio) screen.

Top ▲

Glossary

date: 06/30/2021

Term	Definition
Adjusted cohort	The result of removing any allowable <u>exclusions</u> from a <u>cohort</u> (or <u>subcohort</u>). For the <u>Fall Enrollment</u> component, it is the cohort for calculating retention rate; for the <u>Graduation Rates</u> component, this is the cohort from which graduation and transfer-out rates are calculated; and for the <u>Outcome Measures</u> component, these are the four cohorts (first-time, full-time; first-time, part-time; non-first-time, full-time; or non-first-time, part-time) for which outcomes rates are calculated at 4, 6, and 8 years.
American Indian or Alaska Native	A person having origins in any of the original peoples of North and South America (including Central America) who maintains cultural identification through tribal affiliation or community attachment.
Asian	A person having origins in any of the original peoples of the Far East, Southeast Asia, or the Indian Subcontinent, including, for example, Cambodia, China, India, Japan, Korea, Malaysia, Pakistan, the Philippine Islands, Thailand, and Vietnam.
Audit/auditing (a class)	Term used when a student elects to take a course, but does not wish to receive <u>credit</u> for the course toward a <u>degree</u> or other recognized postsecondary credential.
Black or African American	A person having origins in any of the black racial groups of Africa.
Branch institution	A campus or site of an educational institution that is not temporary, is located in a community beyond a reasonable commuting distance from its <u>parent institution</u> , and offers full <u>programs</u> of study, not just courses.
Cohort	A specific group of students established for tracking purposes.
Cohort year	The year that a cohort of students begins attending college.
Continuing/Returning student (undergraduate)	A student who is not new to the institution in the fall, but instead is continuing his or her studies at the institution (i.e., not first-time and not transfer-in).
Credit	Recognition of attendance or performance in an <u>instructional activity</u> , (course or <u>program</u>) that can be applied by a recipient toward the requirements for a postsecondary <u>degree</u> , <u>diploma</u> , <u>certificate</u> , or other recognized postsecondary credential, irrespective of the activity's unit of measurement.
Credit course	A course that, if successfully completed, can be applied toward the number of courses required for achieving a postsecondary <u>degree</u> , <u>diploma</u> , <u>certificate</u> , or other recognized postsecondary credential, irrespective of the activity's unit of measurement.
Degree/certificate-seeking students	Students enrolled in courses for credit who are seeking a degree, certificate, or other recognized postsecondary credential. This includes students who: <ul style="list-style-type: none"> - received any type of federal financial aid, regardless of what courses they took at any time; - received any state or locally based financial aid with an eligibility requirement that the student be enrolled in a degree, certificate, or transfer-seeking program; or - obtained a student visa to study at a U.S. postsecondary institution <p>High school students also enrolled in postsecondary courses for credit are not considered degree/certificate-seeking.</p>
Distance education	Education that uses one or more technologies to deliver instruction to students who are separated from the instructor and to support regular and substantive interaction between the students and the instructor synchronously or asynchronously. <p>Technologies used for instruction may include the following: Internet; one-way and two-way transmissions through open broadcasts, closed circuit, cable, microwave, broadband lines, fiber optics, satellite or wireless communication devices; audio conferencing; and video cassette, DVDs, and CD-ROMs, if the cassette, DVDs, and CD-ROMs are used in a course in conjunction with the technologies listed above.</p>
Distance education course	A course in which the instructional content is delivered exclusively via <u>distance education</u> . Requirements for coming to campus for orientation, testing, or academic support services do not exclude a course from being classified as distance education.
Distance education program	A program for which all the required coursework for program completion is able to be completed via <u>distance education courses</u> .

Dual enrollment	<p>Refers to students who enroll in college courses offered by an institution of higher education while enrolled in high school or seeking a recognized equivalent. Student performance is recorded on a college transcript and postsecondary credit is awarded for a passing grade in the course.</p> <ul style="list-style-type: none"> - Includes: All postsecondary courses, independent of course delivery mode, course location, course instructor, whether secondary credit is also offered, and whether the student enrolls through a formal state/local program or enrolls outside a formal state/local program. - Excludes: Credit-by-exam models such as Advanced Placement and International Baccalaureate in which the student is not enrolled in a postsecondary institution.
Exclusions	Those students who may be removed (deleted) from a <u>cohort</u> (or <u>subcohort</u>). For the <u>Graduation Rates</u> , <u>Outcome Measures</u> , and <u>Fall Enrollment</u> retention rate reporting, students may be removed from a cohort if they left the institution for one of the following reasons: death or total and permanent disability; service in the armed forces (including those called to active duty); service with a foreign aid service of the federal government, such as the Peace Corps; or service on official church missions.
First-time student (undergraduate)	A student who has no prior postsecondary experience (except as noted below) attending any institution for the first time at the <u>undergraduate level</u> . This includes students enrolled in <u>academic</u> or <u>occupational programs</u> . It also includes students enrolled in the <u>fall term</u> who attended college for the first time in the prior summer term, and students who entered with advanced standing (college <u>credits</u> or recognized postsecondary credential earned before graduation from high school).
Full-time student	Undergraduate: A student enrolled for 12 or more <u>semester credits</u> , or 12 or more <u>quarter credits</u> , or 24 or more <u>clock hours</u> a week each term. Graduate: A student enrolled for 9 or more semester credits, or 9 or more quarter credits, or a student involved in thesis or dissertation preparation that is considered full-time by the institution. <u>Doctor's degree - Professional practice</u> - as defined by the institution.
High school diploma or recognized equivalent	A document certifying the successful completion of a prescribed secondary school <u>program</u> of studies, or any of the following: <ul style="list-style-type: none"> - recognized attainment of satisfactory scores on the <u>GED</u> or another state-authorized examination - recognized completion of homeschooling at the secondary level as defined by state law - completion of secondary school education in a homeschool setting which qualifies for an exemption from compulsory attendance requirements under state law, if state law does not require a homeschooled student to receive credential for their education
Hispanic/Latino	A person of Cuban, Mexican, Puerto Rican, South or Central American, or other Spanish culture or origin, regardless of race.
Integrated Postsecondary Education Data System (IPEDS)	The Integrated Postsecondary Education Data System (IPEDS), conducted by the <u>NCES</u> , began in 1986 and involves annual institution-level data collections. All <u>postsecondary institutions</u> that have a <u>Program Participation Agreement</u> with the Office of Postsecondary Education (OPE), U.S. Department of Education (throughout IPEDS referred to as "Title IV") are required to report data using a web-based <u>data collection system</u> . IPEDS currently consists of the following components: <u>Institutional Characteristics (IC)</u> ; <u>12-month Enrollment (E12)</u> ; <u>Completions (C)</u> ; <u>Admissions (ADM)</u> ; <u>Student Financial Aid (SFA)</u> ; <u>Human Resources (HR)</u> , composed of Employees by Assigned Position, Fall Staff, and Salaries; <u>Fall Enrollment (EF)</u> ; <u>Graduation Rates (GR)</u> ; <u>Outcome Measures (OM)</u> ; <u>Finance (F)</u> ; and <u>Academic Libraries (AL)</u> .
Native Hawaiian or Other Pacific Islander	A person having origins in any of the original peoples of Hawaii, Guam, Samoa, or other Pacific Islands.
Non-degree-seeking student	A student enrolled in courses for <u>credit</u> who is not recognized by the institution as seeking a <u>degree</u> or recognized postsecondary credential.
Non-first-time entering student (undergraduate)	A student who has prior postsecondary experience before attending the reporting IPEDS institution. This cohort of students may closely reflect the transfer-in (non-first-time entering) enrollment from Fall Enrollment (EF), 12-month Enrollment (E12) and Outcomes Measures (OM) components.
Noncredit course	A course or activity having no <u>credit</u> applicable toward a <u>degree</u> , <u>diploma</u> , <u>certificate</u> , or other recognized postsecondary credential.
Nonresident alien	A person who is not a citizen or national of the United States and who is in this country on a visa or temporary basis and does not have the right to remain indefinitely.
Off-campus centers (extension centers)	Sites outside the confines of the parent institution where courses are offered that are part of an organized <u>program</u> at the <u>parent institution</u> . The sites are not considered to be temporary but may be rented or made available to the institution at no cost by another institution or an organization, agency, or firm.
Official fall reporting date	The date (in the fall) on which an institution must report fall enrollment data to either the state, its board of trustees or governing board, or some other external governing body.
Part-time student	Undergraduate: A student enrolled for either less than 12 <u>semester</u> or <u>quarter credits</u> , or less than 24 <u>clock hours</u> a week each term. Graduate: A student enrolled for less than 9 semester or quarter credits.
Race and ethnicity unknown	The category used to report students or employees whose race and ethnicity are not known.

Race/ethnicity	<p>Categories developed in 1997 by the Office of Management and Budget (OMB) that are used to describe groups to which individuals belong, identify with, or belong in the eyes of the community. The categories do not denote scientific definitions of anthropological origins. The designations are used to categorize U.S. citizens, resident aliens, and other eligible non-citizens.</p> <p>Individuals are asked to first designate ethnicity as:</p> <ul style="list-style-type: none"> - <u>Hispanic or Latino</u> or - Not Hispanic or Latino <p>Second, individuals are asked to indicate all races that apply among the following:</p> <ul style="list-style-type: none"> - <u>American Indian or Alaska Native</u> - <u>Asian</u> - <u>Black or African American</u> - <u>Native Hawaiian or Other Pacific Islander</u> - <u>White</u>
Recognized postsecondary credential	A recognized postsecondary credential includes any credential that is received after completion of a program that is eligible for Title IV federal student aid or that is awarded in recognition of an individual's attainment of measurable technical or industry/occupational skills necessary to obtain employment or advance within an industry/occupation. These technical or industry/occupational skills generally are based on standards developed or endorsed by employers or industry associations.
Remedial courses	Instructional courses designed for students deficient in the general competencies necessary for a regular postsecondary curriculum and educational setting.
Residence	A person's permanent address determined by such evidence as a driver's license or voter registration. For entering freshmen, residence may be the legal residence of a parent or guardian.
Resident alien (and other eligible non-citizens)	A person who is not a citizen or national of the United States but who has been admitted as a legal immigrant for the purpose of obtaining permanent resident alien status (and who holds either an alien registration card (Form I-551 or I-151), a Temporary Resident Card (Form I-688), or an Arrival-Departure Record (Form I-94) with a notation that conveys legal immigrant status such as Section 207 Refugee, Section 208 Asylee, Conditional Entrant Parolee or Cuban-Haitian).
Retention rate	A measure of the rate at which students persist in their educational <u>program</u> at an institution, expressed as a percentage. For <u>four-year institutions</u> , this is the percentage of first-time bachelors (or equivalent) degree-seeking <u>undergraduates</u> from the previous fall who are again enrolled in the current fall. For all other institutions this is the percentage of first-time <u>degree/certificate-seeking students</u> from the previous fall who either re-enrolled or successfully completed their program by the current fall.
State of residence	A person's permanent address as determined by such evidence as a driver's license or voter registration. For entering freshmen, state of <u>residence</u> may be the legal state of residence of a parent or guardian.
State unknown	Status used when the reporting institution is unable to determine from existing records the home state or <u>residence</u> of the student.
Student-to-faculty ratio	<p>The ratio of FTE students to FTE <u>instructional staff</u>, i.e., students divided by staff.</p> <p>Students enrolled in "stand-alone" graduate or professional programs and instructional staff teaching in these programs are excluded from both full-time and part-time counts.</p> <p>"Stand-alone" graduate or professional programs are those programs such as medicine, law, veterinary, dentistry, social work, or public health, in which faculty teach virtually only graduate-level students (also referred to as "independent" programs).</p> <p>Each FTE value is equal to the number of full-time students/staff plus 1/3 the number of part-time students/staff.</p>
Study abroad	Arrangement by which a student completes part of the college program studying in another country. Can be at a campus <u>abroad</u> or through a cooperative agreement with some other U.S. college or an institution of another country.
Summer Term	A summer term is typically not considered a full term. It is not the third term of an institution operating on a <u>trimester</u> system or the fourth term of an institution operating on a <u>quarter calendar system</u> . The institution may have two or more sessions occurring in the summer term. Some schools, such as vocational and beauty schools, have year-round classes with no separate summer term.
Title IV institution	An institution that has a written agreement with the Secretary of Education that allows the institution to participate in any of the Title IV federal student financial assistance programs (other than the State Student Incentive Grant (SSIG) and the National Early Intervention Scholarship and Partnership (NEISP) programs).
Undergraduate	A student enrolled in a 4- or 5-year <u>bachelor's degree</u> program, an <u>associate's degree</u> program, or a vocational or technical <u>program</u> below the baccalaureate.
White	A person having origins in any of the original peoples of Europe, the Middle East, or North Africa.

Fall Enrollment

Click one of the following questions to view the answer.

General

- 1) [Who should I include in my enrollment reporting?](#)
- 2) [What is the reporting period/date for fall enrollment?](#)
- 3) [Should I report students who are studying abroad?](#)
- 4) [In the past I reported first-professional students on this component. Why are there no screens for reporting first-professional students?](#)
- 5) [My school is part of a consortium of schools. How do I report student enrollment?](#)
- 6) [Do I include students enrolled only in ESL programs \(programs comprised exclusively of ESL courses\) in Fall Enrollment?](#)
- 7) [Should my institution, which is participating as an experimental site, report high school students or incarcerated students who have received a Pell Grant while taking college coursework?](#)

Fall Enrollment by Student Level, Race/Ethnicity and Gender (Part A)

- 1) [What is NOT considered "prior postsecondary experience" when reporting first-time students?](#)
- 2) [Where do I report students if I don't know whether or not they are first-time?](#)
- 3) [Where do I report undergraduate students who enrolled at my institution for the first time this fall \(without prior postsecondary experience\), but earned college credits during the prior summer?](#)
- 4) [How do I treat new students who transferred into the institution the prior summer term and take courses in the fall?](#)
- 5) [Does "continuing/returning student" include those students who have stopped out and re-entered the same institution?](#)
- 6) [How do I report a student who earned college credit or postsecondary award while in high school \(a dual enrolled student\) and has now graduated high school and enrolled in my institution in the Fall?](#)
- 7) [Where do I report a high school student who is enrolled for credit at my institution \(a dual enrolled student\)?](#)
- 8) [If a student enrolled for credit has not indicated whether they intend to earn a degree or certificate, how do I determine whether they are degree/certificate-seeking?](#)
- 9) [Where do I report students who are seeking a second baccalaureate degree?](#)
- 10) [How do I report an undergraduate student who took courses as a non-degree-seeking student and re-enrolls as a degree-seeking student at the same reporting institution?](#)
- 11) [My institution has students for which gender does not align with the 'Men' and 'Women' categories in IPEDS \(e.g., non-binary, unknown\). Since there is no place to report other gender categories on the IPEDS data collection screens, how should we report these individuals?](#)
- 12) [How do I report foreign students living outside the U.S. who are enrolled in my institution?](#)
- 13) [How does enrollment in non-credit or zero-credit remedial/ESL and co-op courses count in the determination of a student's full-time status?](#)
- 14) [In which race/ethnicity category do I report undocumented students?](#)

Fall Enrollment in Selected Fields (Part A, 4-year institutions only)

- 1) [What do I do if my institution does not offer any of the program areas listed on the CIP selection screen?](#)
- 2) [How do I report students in program areas that do not appear on the CIP selection screen?](#)
- 3) [How do I report undergraduates who have not yet declared a major?](#)
- 4) [How do we report a student that has majors falling under more than one of the CIP codes collected in Part A \(i.e., 13.0000 Education and 27.0000 Mathematics\)?](#)

Distance Education

- 1) [If a student is taking the instructional portions of their program entirely online, but are then required to complete a practicum, residency, or internship, is the student considered enrolled in exclusively distance education courses?](#)
- 2) [What should I do if I do not know the location of students enrolled exclusively in distance education courses?](#)
- 3) [How do I determine location for those students enrolled exclusively in distance education?](#)
- 4) [Are U.S. jurisdictions or territories \(like Guam, the U.S. Virgin Island, etc.\) considered in the U.S. for distance education location reporting?](#)

5)

We offer courses that combine distance education and traditional teaching methods ("hybrid" courses). How should students enrolled in these courses be counted in the distance education portion of Fall Enrollment?

Fall Enrollment by Age (Part B)

1) I am not able to enter a number in the "Age unknown/unreported" box. How do I report students whose ages are unknown?

2) My institution uses age range categories that differ from the ones IPEDS uses in Part B. What should I do?

Residence of First-Time Undergraduates (Part C)

1)

When reporting students by residence (Part C), should I include students who completed a GED in the second column that asks for numbers of students that graduated high school within 12 months?

2)

Some first-time undergraduates at my institution are dependents whose parents are in foreign countries on a temporary basis (e.g., military/diplomatic service). When reporting residence and migration data, what location do I use?

Total Undergraduate Entering Class (Part D)

1) What is the difference between the full-time, first-time degree/certificate-seeking cohort (GRS cohort) and the undergraduate entering class calculated in Part D?

Retention Rates for First-Time Undergraduates (Part E)

1) How is the retention rate calculated?

2) How do I report students who changed attendance status (part-time to full-time or full-time to part-time) between one fall and the next?

3) Are students on a leave of absence from the institution considered retained?

4)

For less-than-4-year institutions that have a student who completed a program and are still enrolled at the same institution in another program, how should they count that student?

5)

My institution's freshman study abroad students were excluded from the prior year first-time enrollment count. How can I add these students back into the prior year's first-time cohort for the current year's retention calculation?

6)

Sophomore study abroad students have been excluded from my fall enrollment count because they are taking classes in a foreign country. How can I include them as part of my retention calculation?

Undergraduate Student-to-Faculty Ratio (Part F)

1) How do I calculate my institution's student-to-faculty ratio?

2)

Can you provide an example of a stand-alone graduate or professional program (a program such as medicine, law, veterinary, or dentistry in which faculty teach virtually only graduate-level students)?

3)

My institution has graduate and/or doctors-professional practice programs but does not have any "stand-alone" programs. What should I enter on the student and faculty exclusion line items related to these types of programs on the worksheet for Part F?

General

1)

Who should I include in my enrollment reporting?

All students enrolled *for credit* should be reported. Credit is defined as "Recognition of attendance or performance in an instructional activity (course or program) that can be applied by a recipient toward the requirements for a degree, diploma, certificate, or other recognized postsecondary credential, irrespective of the activity's unit of measurement."

Students who are not seeking a degree or certificate may be still be enrolled for credit. These students are to be reported in the non-degree/non-certificate-seeking column.

Top ▲

2)

What is the reporting period/date for fall enrollment?

Fall enrollment is a count of students enrolled on a particular date in the Fall. Fall enrollment is often referred to as a "snapshot" of the enrollment at an institution at a specific time in the Fall. The date/period used depends on whether the institution is an academic reporter or a program reporter for IPEDS purposes.

Academic reporters: Report enrollment as of October 15 or as of the institution's official fall reporting date.

Program reporters: Report enrollment during the 3-month period of August 1 to October 31. If a student enrolls or remains enrolled at any time during that period, the student is included in the fall enrollment counts.

Top ▲

3)

Should I report students who are studying abroad?

U.S. students who are enrolled in your institution and attend classes in a foreign country should be included in your institution's enrollment report if your institution provides instructional resources (classroom, instructors), even though the education occurs abroad. Students who are enrolled in your institution and attend classes in a foreign country should NOT be included in your enrollment report if:

- The students are enrolled ONLY in courses offered by another institution;
- The students are enrolled at a branch campus of your institution in a foreign country;
- Your institution does not provide the instructional resources (i.e., classrooms, instructors), even if the student pays tuition to your institution.

Foreign students who are enrolled for credit and taking courses at the institution should be included in the institution's enrollment report.

While study abroad students may be excluded from the enrollment count for reasons cited above, they may be included in the institution's retention calculation. Please see the specific instructions on Part E: Retention or the FAQ on including study abroad students in retention.

For additional information on how to report study abroad students in all IPEDS survey components, please visit the following link:

http://nces.ed.gov/ipeds/pdf/Reporting_Study_Abroad_Students.pdf.

Top ▲

4)

In the past I reported first-professional students on this component. Why are there no screens for reporting first-professional students?

Beginning with the 2009-10 collection year, institutions are required to use reclassified postbaccalaureate degree categories that exclude the first-professional category. In parts A and B, all postbaccalaureate students are to be reported as graduate students, including doctor's-professional practice students (formerly reported as first-professional). Even though Teacher Preparation certificate programs may require a bachelor's degree for admission, they are considered subbaccalaureate undergraduate programs, and students in these programs are undergraduate students.

Top ▲

5)

My school is part of a consortium of schools. How do I report student enrollment?

For reporting students studying in consortium agreements, please refer to the Resource page at <https://nces.ed.gov/ipeds/report-your-data/data-tip-sheet-reporting-data-consortium-institutions>.

Top ▲

6)

Do I include students enrolled only in ESL programs (programs comprised exclusively of ESL courses) in Fall Enrollment?

ESL has never been considered a postsecondary program by IPEDS. Since it is considered non-postsecondary, students who are ONLY enrolled in ESL programs (programs comprised exclusively of ESL courses), regardless of whether or not they are receiving Title-IV aid, should NOT be counted in enrollment.

Top ▲

7)

Should my institution, which is participating as an experimental site, report high school students or incarcerated students who have received a Pell Grant while taking college coursework?

If your institution is participating in the Dual Enrollment experimental site or the Second Chance Pell experimental site program, exclude these students from reporting.

Top ▲

Fall Enrollment by Student Level, Race/Ethnicity and Gender (Part A)

1)

What is NOT considered "prior postsecondary experience" when reporting first-time students?

- Credit for military service/training from an association such as the American Council on Education,
- Credit from any non-credit courses, as defined by the institution,
- Credit received for completion of tests/assessments,
- Credit received before the student has earned a high school diploma (i.e., AP or dual enrollment credits),
- Postsecondary award received before the students earned a high school diploma (e.g., certificate, associate's, bachelor's, etc.), or
- Credit for life experience.

Students with prior postsecondary experience credit from attending a military academic institution (e.g., Community College of the Air Force, West Point, U.S. Naval Academy, etc.) would NOT be considered first-time students.

Top ▲

2)

Where do I report students if I don't know whether or not they are first-time?

If their status is not indicated directly and the student does not enroll with prior credits or transcripts from another institution, then assume the student is first-time.

Top ▲

3)

Where do I report undergraduate students who enrolled at my institution for the first time this fall (without prior postsecondary experience), but earned college credits during the prior summer?

These students should be reported as first-time undergraduates. The definition of "first-time" allows for students to still be classified as first-time if the college credit they have previously earned occurred in the summer immediately prior to enrollment.

Top ▲

4)

How do I treat new students who transferred into the institution the prior summer term and take courses in the fall?

For the Fall Enrollment survey, count the student as a "transfer-in," even if the student transferred into the institution during the prior summer term and is not entering the institution for the first time in the fall. (Applies only to academic reporters)

Top ▲

5)

Does "continuing/returning student" include those students who have stopped out and re-entered the same institution?

Yes, "continuing/returning student" is meant to capture students who are not first-time or transfer-in. This includes students who have been continuously enrolled in the institution and those who have stopped out and re-enrolled, without having transferred to another institution.

Top ▲

6)

How do I report a student who earned college credit or postsecondary award while in high school (a dual enrolled student) and has now graduated high school and enrolled in my institution in the Fall?

If the college credit or postsecondary award was earned prior to the student graduating high school, then this student would be considered a first-time student in the Fall. The definition of "first-time" allows for students to still be classified as first-time if the college credit they have previously earned was prior to their high school graduation. (Applies only to academic reporters)

Top ▲

7)

Where do I report a high school student who is enrolled for credit at my institution (a dual enrolled student)?

This student would be reported as non-degree/non-certificate-seeking. Prior to receipt of a high school diploma or recognized equivalent (see glossary definition), a student is non-degree/non-certificate-seeking. After receipt of the high school diploma or recognized equivalent, they can be classified as degree/certificate-seeking, if appropriate.

Top ▲

8)

If a student enrolled for credit has not indicated whether they intend to earn a degree or certificate, how do I determine whether they are degree/certificate-seeking?

If the student has not indicated any intent but is applying for Title IV federal financial aid, assume the student to be degree/certificate-seeking.

Top ▲

9)

Where do I report students who are seeking a second baccalaureate degree?

Report these students in the column labeled "Continuing" degree/certificate-seeking students (column 3). This column is intended to capture all degree/certificate-seeking undergraduate students who are not first-time and did not transfer-in to the institution in that Fall.

Top ▲

10)

How do I report an undergraduate student who took courses as a non-degree-seeking student and re-enrolls as a degree-seeking student at the same reporting institution?

This student should be reported as a "continuing/returning" student. IPEDS defines "continuing/returning students" as "A student who is not new to the institution in the fall, but instead is continuing his or her studies at the institution (i.e., not first-time and not transfer-in)."

Top ▲

11)

My institution has students for which gender does not align with the 'Men' and 'Women' categories in IPEDS (e.g., non-binary, unknown). Since there is no place to report other gender categories on the IPEDS data collection screens, how should we report these individuals?

These individuals are still to be reported to IPEDS. It is up to the institution to decide how best to handle reporting individuals whose gender does not align with the 'Men' and 'Women' categories. However, a common method used is to allocate these students based on the known proportion of men to women.

Top ▲

12)

How do I report foreign students living outside the U.S. who are enrolled in my institution?

There has been no change to how these students should be reported. Foreign students living outside the U.S., such as a foreign student living outside the U.S. who is enrolled in distance education at your institution, should be classified in the Race/Ethnicity Unknown category. Only U.S. citizens are to be categorized in the specific Race/Ethnicity categories. The non-resident alien category is reserved specifically for students that are in the U.S. under that specific legal status.

Top ▲

13)

How does enrollment in non-credit or zero-credit remedial/ESL and co-op courses count in the determination of a student's full-time status?

Students in the following categories are considered degree-seeking in IPEDS, though they may be enrolled in courses not creditable for an award:

- Students enrolled in remedial courses that are not creditable toward an award but have been admitted into an eligible Title-IV program and receive Title-IV aid
- Students enrolled in ESL courses that are not creditable toward an award but have been admitted into an eligible Title-IV program and receive Title-IV aid
- Co-op students enrolled in courses that are not creditable toward an award but are required for award attainment

In determination of the student's full-time status, credit or clock hours (up to one academic year's worth) of remedial and ESL courses may be used in the determination of a student's full-time status if the remedial or ESL course is part of a program that leads to a postsecondary award. In these cases, the remedial or ESL courses should count the same as the comparable full-credit class. For co-op students, the work portion of a cooperative education program in which the amount of work performed is equivalent to the academic workload of a full-time student will also count toward the determination of full-time status.

Top ▲

14)

In which race/ethnicity category do I report undocumented students?

Because the race and ethnicity designations are reported only for U.S. citizens and the "nonresident alien" category is a legal status for students with specific types of visas, undocumented students would not be reported under any of these statuses. Instead, they should be reported as "Race/ethnicity unknown." Please visit the race/ethnicity FAQ for more information: https://surveys.nces.ed.gov/ipeds/visFaq_re.aspx.

However, Deferred Action for Childhood Arrivals (DACA) students are a particular group of undocumented students that have been authorized by the Department of Homeland Security to be lawfully present in the U.S. for the duration of their DACA, and as such, this status would allow them to be reported under the "nonresident alien" category.

Top ▲

Fall Enrollment in Selected Fields (Part A, 4-year institutions only)

1)

What do I do if my institution does not offer any of the program areas listed on the CIP selection screen?

Select "None of the above" on the CIP selection screen and report all students enrolled for credit, regardless of field of study, Full-time and Part-time Enrollment by Race/Ethnicity screens of Part A.

Top ▲

2)

How do I report students in program areas that do not appear on the CIP selection screen?

The program areas on the CIP selection screen are the only fields for which enrollment data is collected separately. In addition to reporting enrollment by the selected fields requested, report all students enrolled for credit (regardless of field of study) on the "Full-time and Part-time Enrollment by Race/Ethnicity screens of Part A.

Top ▲

3)

How do I report undergraduates who have not yet declared a major?

These students should only be reported on the Full-time and Part-time Enrollment by Race/Ethnicity screens of Part A, where all students enrolled for credit (regardless of field of study) are reported.

Top ▲

4)

How do we report a student that has majors falling under more than one of the CIP codes collected in Part A (i.e., 13.0000 Education and 27.0000 Mathematics)?

Report the students as either full-time or part-time depending on their status at the institution. Then report them on the corresponding CIP pages. The CIP pages are not an unduplicated count and students can be included on more than one page.

Top ▲

Distance Education

1)

If a student is taking the instructional portions of their program entirely online, but are then required to complete a practicum, residency, or internship, is the student considered enrolled in exclusively distance education courses?

Yes, if the instructional portions are entirely online, the student is considered to be enrolled in exclusive distance education course.

Top ▲

2)

What should I do if I do not know the location of students enrolled exclusively in distance education courses?

If you have no information about the location of students enrolled exclusively in distance education, do not report them in any of the location fields. The system will calculate the number of "Location Unknown" exclusively distance education enrollments.

Top ▲

3)

How do I determine location for those students enrolled exclusively in distance education?

Location for those students enrolled exclusively in distance education should be their physical location or current address, as of the institution's Fall reporting date. If this is not available, use the address on file for the student. For students enlisted in the military on active duty, use the permanent address instead of the student's physical location.

Top ▲

4)

Are U.S. jurisdictions or territories (like Guam, the U.S. Virgin Island, etc.) considered in the U.S. for distance education location reporting?

Yes, Students located in a U.S. jurisdiction while they are enrolled in distance education courses should be reported as located in the U.S.

Top ▲

5)

We offer courses that combine distance education and traditional teaching methods ("hybrid" courses). How should students enrolled in these courses be counted in the distance education portion of Fall Enrollment?

Hybrid courses are not considered by IPEDS as distance education. Students enrolled in "hybrid" courses should be reported as "not enrolled in any distance education courses."

Top ▲

Fall Enrollment by Age (Part B)

1)

I am not able to enter a number in the "Age unknown/unreported" box. How do I report students whose ages are unknown?

The number of students whose age is unknown will be computed by the data collection system. The difference between the sum of students reported by age category in Part B and the corresponding total enrollment reported in Part A results in the number of students whose age is unknown.

If this results in a negative number, a fatal error will appear and you will need to either correct your data or contact the IPEDS Help Desk for assistance.

Top ▲

2)

My institution uses age range categories that differ from the ones IPEDS uses in Part B. What should I do?

In order to have consistent data from all institutions, IPEDS must use standard age categories. Use the students' dates of birth to report the enrollment by IPEDS age categories.

Top ▲

Residence of First-Time Undergraduates (Part C)

1)

When reporting students by residence (Part C), should I include students who completed a GED in the second column that asks for numbers of students that graduated high school within 12 months?

If the student received the GED within the past 12 months, they should be included in the second column.

Top ▲

2)

Some first-time undergraduates at my institution are dependents whose parents are in foreign countries on a temporary basis (e.g., military/diplomatic service). When reporting residence and migration data, what location do I use?

The home state could be the student's or parent's official home state, the state where they are registered to vote or pay taxes, or the state issuing their driver's license. If no such information is available, they would be reported under "State unknown"(57).

Top ▲

Total Undergraduate Entering Class (Part D)

1)

What is the difference between the full-time, first-time degree/certificate-seeking cohort (GRS cohort) and the undergraduate entering class calculated in Part D?

In addition to the students in the full-time, first-time degree/certificate-seeking cohort, the total undergraduate entering class includes part-time students of the same criteria as well as transfers-in and full- and part-time non-degree/non-certificate-seeking students that are new to your institution in the Fall.

The entering class is intended to represent all students new to an institution in a given fall and provide context for the GRS cohort. The percent of the entering class that is represented by the institution's GRS cohort is included on College Navigator as a note to the graduation rate data displayed.

Top ▲

Retention Rates for First-Time Undergraduates (Part E)

1)

How is the retention rate calculated?

The retention rate is calculated as follows:

4-year Institutions:

first-time bachelor's degree-seeking students in Fall 2020 who are still enrolled in Fall 2021/(first-time bachelor's degree-seeking students in Fall 2020 - cohort exclusions + cohort inclusions)

2-year and Less-than-2-year Institutions:

(first-time students in Fall 2020 who are still enrolled in Fall 2021 + first-time students in Fall 2020 who completed their program by Fall 2021)/(first-time students in Fall 2020 - cohort exclusions + cohort inclusions)

Top ▲

2)

How do I report students who changed attendance status (part-time to full-time or full-time to part-time) between one fall and the next?

Report students based on their attendance status in the fall the cohort was initially based on, even if that status changed in the following fall.

Top ▲

3)

Are students on a leave of absence from the institution considered retained?

No. Students must be enrolled *for credit* at the institution in the Fall to be considered retained from the previous fall.

Top ▲

4)

For less-than-4-year institutions that have a student who completed a program and are still enrolled at the same institution in another program, how should they count that student?

The institution should count that student as "retained" only once. Do NOT count that student twice, once for having completed the program and another time for still being enrolled.

Top ▲

5)

My institution's freshman study abroad students were excluded from the prior year first-time enrollment count. How can I add these students back into the prior year's first-time cohort for the current year's retention calculation?

Freshman study abroad students can be added to the first-time cohort. Report in the inclusion box first-time bachelor's degree/certificate-seeking study abroad students who were excluded from the first-time cohort but who have re-enrolled at the institution their second year.

Top ▲

6)

Sophomore study abroad students have been excluded from my fall enrollment count because they are taking classes in a foreign country. How can I include them as part of my retention calculation?

Sophomore study abroad students are considered part of the retained cohort even though they may not be included in the institution's fall enrollment count. Count these students in the retained cohort.

Top ▲

Undergraduate Student-to-Faculty Ratio (Part F)

1)

How do I calculate my institution's student-to-faculty ratio?

A worksheet has been provided to guide the process of calculating the student-to-faculty ratio for your institution. The worksheet can be accessed from the Part F screen in the Data Collection System.

Top ▲

2)

Can you provide an example of a stand-alone graduate or professional program (a program such as medicine, law, veterinary, or dentistry in which faculty teach virtually only graduate-level students)?

An example of a program that would fall into this category (typically a doctor's-professional practice program) is a school of medicine that only awards degrees/certificates at the graduate level and therefore its faculty exclusively (or in some cases almost exclusively) teach graduate students. Programs that are "stand-alone" graduate programs may have some undergraduate students enrolled in their courses, however a "stand-alone" graduate program would only award degrees/certificates at the graduate level. An example of a graduate program that would not meet this criterion is a school of business that has an undergraduate and graduate program and therefore enrolls both types of students and awards degrees/certificates at both levels. Further, the faculty would teach a mix of undergraduate and graduate students. Excluding "stand-alone" graduate programs is intended to make the student-to-faculty ratio closer to an undergraduate student-to-faculty ratio than it would be if these programs were included in the calculation, without overburdening institutions.

Top ▲

3)

My institution has graduate and/or doctors-professional practice programs but does not have any "stand-alone" programs. What should I enter on the student and faculty exclusion line items related to these types of programs on the worksheet for Part F?

If your institution does not have any "stand-alone" graduate or professional programs, then enter 0 for students and 0 for faculty in the lines for these types of programs. Most institutions do not have these types of graduate or professional programs, so entering 0 in those lines will be fairly common.

Top ▲

IPEDS

2021-22

Data Collection System

IPEDS HELP DESK(877) 225-2568 | ipedshelp@rti.org

OMB NO. 1850-0582 v.27 : Approval Expires 8/31/2022

2021-22 Survey Materials > Package

Fall Enrollment for private 2-year and less-than-2-year non-degree-granting institutions

Overview

Fall Enrollment Overview

The Fall Enrollment component collects student enrollment counts by level of student, enrollment status, gender and race/ethnicity. In addition, first-time student retention rates and the student-to-faculty ratio are collected. Enrollment by age is required in odd-numbered years, and enrollment by residence of first-time undergraduates is required in even-numbered years.

Institutions operating on a traditional academic year calendar (semester, trimester, quarter, or 4-1-4) report Fall enrollment as of the institution's official fall reporting date or October 15. Institutions operating on a calendar that differs by program or that enrolls students on a continuous basis (referred to as program reporters) report Fall enrollment as students enrolled any time during the period August 1 and October 31.

Data reporting reminders:

- Part B, Enrollment of students by age, is **required** this year.
- Part C, Residence of first-time degree/certificate-seeking undergraduates, is **optional** this year.
- For reporting students studying in consortium agreements, please refer to the Resource page at <https://nces.ed.gov/ipeds/report-your-data/data-tip-sheet-reporting-data-consortium-institutions>.

Changes to reporting for 2021-22:

There are no changes to this survey component.

Resources:

- To download the survey materials for this component: [Survey Materials](#)
- To access your prior year data submission for this component: [Reported Data](#)

If you have questions about completing this survey, please contact the **IPEDS Help Desk at 1-877-225-2568**.

Part Selection

Completion of Part C (Residence of First-Time Degree/Certificate-Seeking Undergraduates) is optional this year.

Do you wish to complete Part C this year?

If you select 'Yes', you will be expected to complete the Part C screens.

If you select 'No', you will skip Part C.

- No, I will not complete Part C
- Yes, I will complete Part C

Part A - Fall Enrollment for Full-Time Undergraduate Students

Academic reporters report enrollment as of the institution's official fall reporting date or as of October 15, 2021.

Program reporters report students enrolled at any time between August 1 and October 31, 2021.

Full-time Undergraduate Students

Race/Ethnicity Reporting Reminder:

- Report Hispanic/Latino individuals of any race as Hispanic/Latino
- Report race for non-Hispanic/Latino individuals only

Men

Enrolled for <u>credit</u>	<u>First-time</u> , certificate-seeking	All Other	Total, <u>full-time undergraduate</u> students
<u>Nonresident alien</u>	<input type="text"/>	<input type="text"/>	
<u>Hispanic/Latino</u>	<input type="text"/>	<input type="text"/>	
<u>American Indian or Alaska Native</u>	<input type="text"/>	<input type="text"/>	
<u>Asian</u>	<input type="text"/>	<input type="text"/>	
<u>Black or African American</u>	<input type="text"/>	<input type="text"/>	
<u>Native Hawaiian or Other Pacific Islander</u>	<input type="text"/>	<input type="text"/>	
<u>White</u>	<input type="text"/>	<input type="text"/>	
Two or more races	<input type="text"/>	<input type="text"/>	
<u>Race and ethnicity unknown</u>	<input type="text"/>	<input type="text"/>	
Total men			
Total men prior year			

Women

Enrolled for <u>credit</u>	<u>First-time</u> , certificate-seeking	All Other	Total, <u>full-time undergraduate</u> students
<u>Nonresident alien</u>	<input type="text"/>	<input type="text"/>	
<u>Hispanic/Latino</u>	<input type="text"/>	<input type="text"/>	
<u>American Indian or Alaska Native</u>	<input type="text"/>	<input type="text"/>	
<u>Asian</u>	<input type="text"/>	<input type="text"/>	
<u>Black or African American</u>	<input type="text"/>	<input type="text"/>	
<u>Native Hawaiian or Other Pacific Islander</u>	<input type="text"/>	<input type="text"/>	
<u>White</u>	<input type="text"/>	<input type="text"/>	
Two or more races	<input type="text"/>	<input type="text"/>	
<u>Race and ethnicity unknown</u>	<input type="text"/>	<input type="text"/>	
Total women			
Total women prior year			

Grand total (men+women)			
Grand total (men+women) prior year			

Part A - Fall Enrollment for Part-time Undergraduate Students

Academic reporters report enrollment as of the institution's official fall reporting date or as of October 15, 2021.

Program reporters report students enrolled at any time between August 1 and October 31, 2021.

Part-time Undergraduate Students

Race/Ethnicity Reporting Reminder:

- Report Hispanic/Latino individuals of any race as Hispanic/Latino
- Report race for non-Hispanic/Latino individuals only

Men

Enrolled for <u>credit</u>	<u>First-time</u> , certificate-seeking	All Other	Total, <u>part-time undergraduate</u> students
<u>Nonresident alien</u>	<input type="text"/>	<input type="text"/>	
<u>Hispanic/Latino</u>	<input type="text"/>	<input type="text"/>	
<u>American Indian or Alaska Native</u>	<input type="text"/>	<input type="text"/>	
<u>Asian</u>	<input type="text"/>	<input type="text"/>	
<u>Black or African American</u>	<input type="text"/>	<input type="text"/>	
<u>Native Hawaiian or Other Pacific Islander</u>	<input type="text"/>	<input type="text"/>	
<u>White</u>	<input type="text"/>	<input type="text"/>	
Two or more races	<input type="text"/>	<input type="text"/>	
<u>Race and ethnicity unknown</u>	<input type="text"/>	<input type="text"/>	
Total men			
Total men prior year			

Women

Enrolled for <u>credit</u>	<u>First-time</u> , certificate-seeking	All Other	Total, <u>part-time undergraduate</u> students
<u>Nonresident alien</u>	<input type="text"/>	<input type="text"/>	
<u>Hispanic/Latino</u>	<input type="text"/>	<input type="text"/>	
<u>American Indian or Alaska Native</u>	<input type="text"/>	<input type="text"/>	
<u>Asian</u>	<input type="text"/>	<input type="text"/>	
<u>Black or African American</u>	<input type="text"/>	<input type="text"/>	
<u>Native Hawaiian or Other Pacific Islander</u>	<input type="text"/>	<input type="text"/>	
<u>White</u>	<input type="text"/>	<input type="text"/>	
Two or more races	<input type="text"/>	<input type="text"/>	
<u>Race and ethnicity unknown</u>	<input type="text"/>	<input type="text"/>	
Total women			
Total women prior year			

Grand total (men+women)			
Grand total (men+women) prior year			

Part A - Fall Enrollment Summary

Fall Enrollment Summary

Men

Students enrolled for credit	Total full-time students	Total part-time students	Grand total, all students
<u>Nonresident alien</u>			
<u>Hispanic/Latino</u>			
<u>American Indian or Alaska Native</u>			
<u>Asian</u>			
<u>Black or African American</u>			
<u>Native Hawaiian or Other Pacific Islander</u>			
<u>White</u>			
Two or more races			
<u>Race and ethnicity unknown</u>			
Total men			

Women


Students enrolled for credit	Total full-time students	Total part-time students	Grand total, all students
<u>Nonresident alien</u>			
<u>Hispanic/Latino</u>			
<u>American Indian or Alaska Native</u>			
<u>Asian</u>			
<u>Black or African American</u>			
<u>Native Hawaiian or Other Pacific Islander</u>			
<u>White</u>			
Two or more races			
<u>Race and ethnicity unknown</u>			
Total women			


Grand Total (men+women)			
--------------------------------	--	--	--

Part A - Fall Enrollment by Distance Education Status

Academic reporters report enrollment as of the institution's official fall reporting date or as of October 15, 2021.

Program reporters report students enrolled at any time between August 1 and October 31, 2021.

	All <u>Undergraduate</u> Students
 Enrolled <i>exclusively</i> in <u>distance education courses</u>	<input type="text"/>
Enrolled in <i>at least one</i> but not all distance education courses	<input type="text"/>
<i>Not enrolled</i> in any distance education courses	
Total (from prior part A screens)	

 You may use the box below to provide additional context for the data you have reported above. Context notes will be posted on the College Navigator website. Therefore, you should write all context notes using proper grammar (e.g., complete sentences with punctuation) and common language that can be easily understood by students and parents (e.g., spell out acronyms).

Part A - Fall Enrollment by Distance Education Status

Of those students *exclusively* enrolled in distance education courses, report the number that are:

		All <u>Undergraduate</u> Students
Located in the same state/jurisdiction as the institution		<input type="text"/>
Located in the U.S. but not in the same state/jurisdiction as the institution		<input type="text"/>
Located in the U.S. but state/jurisdiction unknown		<input type="text"/>
Located outside the U.S.		<input type="text"/>
Location unknown/unreported		
Total students exclusively enrolled in distance education (from section above)		

Part B - Fall Enrollment by Age and Gender for Full-time Undergraduate Students

Academic reporters report enrollment as of the institution's official fall reporting date or as of October 15, 2021.

Program reporters report students enrolled at any time between August 1 and October 31, 2021.

Age	Full-time Undergraduate Students	
	Men	Women
Under 18	<input type="text"/>	<input type="text"/>
18-19	<input type="text"/>	<input type="text"/>
20-21	<input type="text"/>	<input type="text"/>
22-24	<input type="text"/>	<input type="text"/>
25-29	<input type="text"/>	<input type="text"/>
30-34	<input type="text"/>	<input type="text"/>
35-39	<input type="text"/>	<input type="text"/>
40-49	<input type="text"/>	<input type="text"/>
50-64	<input type="text"/>	<input type="text"/>
65 and over	<input type="text"/>	<input type="text"/>
Age unknown/unreported		
Total full-time undergraduate students (from part A)		

Fall Enrollment Full Instructions

Purpose of Survey

Changes in Reporting

General Instructions

[Reporting Period Covered](#)

[Context Boxes](#)

Coverage

[Who To Include](#)

[Who To Exclude](#)

Where to Get Help For Reporting

[IPEDS Help Desk](#)

[AIR Website](#)

[IPEDS Website Resources](#)

Where the Reported Data Will Appear

[Institution Level](#)

[Aggregate Level](#)

Reporting Directions

[Screening Questions](#)

[Reporting Individuals by Racial/Ethnic Categories](#)

[Part A: Fall Enrollment by Level, Attendance Status, Race/Ethnicity, and Gender](#)

[Part B: Fall Enrollment by Age](#)

[Part C: Residence of First-Time Certificate-Seeking Undergraduates](#)

[Part E: Retention Rates for First-Time Certificate-Seeking Undergraduates](#)

[Part F: Student-to-Faculty Ratio](#)

Purpose of Survey

The purpose of the Fall Enrollment component of IPEDS is to collect enrollment data on all students enrolled for credit in courses/programs that could lead to awards ranging from postsecondary certificates of less than 1 year to doctoral degrees. Fall enrollment data are collected by level of student, attendance status, race/ethnicity, and gender. In addition, the Fall Enrollment component collects data on the institution's undergraduate entering class, first-time student retention rates, and the student-to-faculty ratio. Every other year data on enrollment by nine selected fields of study are collected, as is residency of first-time degree/certificate-seeking undergraduate students. In opposite years, enrollment by student age is collected.

[Top ▲](#)

Changes in reporting

Enrollment by age is mandatory this year. Enrollment by residence is optional.

[Top ▲](#)

General Instructions

Reporting Period Covered

For institutions operating on a traditional academic year calendar (semester, trimester, quarter, or 4-1-4), fall enrollment should be reported as of the institution's official fall reporting date or October 15.

For institutions operating on an "other academic calendar," a calendar that differs by program, or enrolls students on a continuous basis (referred to as program reporters), fall enrollment is reported for students enrolled any time during the period August 1 and October 31.

[Top ▲](#)

Context Boxes

Context boxes are provided to allow institutions to provide more information regarding survey component items. Note that some context boxes are posted on the [College Navigator Website](#), which is the college search tool offered by NCES. NCES will review entries in these context boxes for applicability and appropriateness before posting them on the [College Navigator Website](#); institutions should check grammar and spelling of their entries.

Top ▲

Coverage

Who to Include

Include all students **enrolled for credit** (enrolled in instructional activity, courses or programs, that can be applied towards the requirements for a postsecondary degree, diploma, certificate, or other recognized postsecondary credential), regardless of whether or not they are seeking a degree or certificate. This includes:

- Students enrolled for credit in off-campus centers
- High school students taking regular college courses for credit
- Students taking remedial courses if the student is degree-seeking for the purpose of student financial aid determination
- Students from overseas enrolled in for credit at your institution (e.g., online students)

Who to Exclude

Exclude students who are **not** enrolled for credit. For example, exclude:

- Students enrolled exclusively in courses that cannot be applied towards a recognized postsecondary credential
- Students enrolled only in ESL programs (programs comprised exclusively of ESL courses)
- Students enrolled exclusively in Continuing Education Units (CEUs)
- Students exclusively auditing classes

In addition, the following students should be excluded:

- Any student studying abroad (e.g., at a foreign university) if their enrollment at the 'home' institution serves as an administrative record
- Students enrolled in any branch campus located in a foreign country
- Students in Experimental Pell Programs

Top ▲

Where to Get Help with Reporting

IPEDS Help Desk

Phone: (877) 225-2568

E-mail: ipedshelp@rti.org.

Web Tutorials

You can consult the [IPEDS Website's Trainings & Outreach](#) page which contains several tutorials on IPEDS data collection, a self-paced overview of IPEDS tools, and other valuable resources.

IPEDS Resource Page

The [IPEDS Website's Reporting Tools](#) page contains frequently asked questions, a link to data tip sheets, tutorials, taxonomies, information centers (e.g., academic libraries, average net price, human resources, race/ethnicity, etc.), and other valuable information.

Top ▲

Where the Reported Data Will Appear

Data collected through IPEDS will be accessible at the institution and aggregate levels.

At the institution-level, data will appear in the:

- [College Navigator Website](#)
- [IPEDS Use the Data portal](#)
- [IPEDS Data Feedback Reports](#)
- [College Affordability and Transparency Center Website](#)

At the aggregate-level, data will appear in:

- [IPEDS Data Explorer](#)
- [IPEDS Data Feedback Reports](#)
- [The Digest of Education Statistics](#)
- [The Condition of Education](#)

Top ▲

Reporting Directions

Screening Questions

Before entering any data, screening questions will need to be answered.

Part C Selection

Part C (Enrollment of Students by Residence) is optional this year. Indicate whether or not you will complete Part C of the Fall Enrollment survey component this year.

Top ▲

Reporting Persons by Racial/Ethnic Category (1997 OMB)

This information is being collected in compliance with Title VI of the Civil Rights Act of 1964 and Title IX of the Education Amendments of 1972 and Sec. 421(a) (1) of the Carl D. Perkins Vocational Education Act. These instructions correspond with the Final Guidance on Maintaining, Collecting, and Reporting Racial and Ethnic Data to the U.S. Department of Education, published in the Federal Register on October 19, 2007.

Method of collection - Institutions must collect race and ethnicity information using a 2-question format. The first question is whether the respondent is Hispanic/Latino. The second question is whether the respondent is from one or more races from the following list: American Indian or Alaska Native, Asian, Black or African American, Native Hawaiian or Other Pacific Islander, and White. Institutions should allow students and staff to self-identify their race and ethnicity. For further details on the guidance for collecting these data, please see the full Federal Register notice.

Method of reporting aggregate data - Institutions must report aggregate data to the U.S. Department of Education using the NINE categories below. Racial/ethnic designations are requested only for United States citizens, resident aliens, and other eligible non-citizens.

- Hispanic or Latino, regardless of race

For Non-Hispanic/Latino individuals:

- American Indian or Alaska Native
- Asian
- Black or African American
- Native Hawaiian or Other Pacific Islander
- White
- Two or more races

In addition, the following categories may be used:

- Nonresident alien
- Race and ethnicity unknown

Racial/ethnic descriptions - Racial/ethnic designations as used in this survey do not denote scientific definitions of anthropological origins. The categories are:

- Hispanic or Latino- A person of Cuban, Mexican, Puerto Rican, South or Central American, or other Spanish culture or origin, regardless of race.
- American Indian or Alaska Native- A person having origins in any of the original peoples of North and South America (including Central America) who maintains cultural identification through tribal affiliation or community attachment.
- Asian- A person having origins in any of the original peoples of the Far East, Southeast Asia, or the Indian Subcontinent, including, for example, Cambodia, China, India, Japan, Korea, Malaysia, Pakistan, the Philippine Islands, Thailand, and Vietnam.
- Black or African American- A person having origins in any of the black racial groups of Africa.
- Native Hawaiian or Other Pacific Islander- A person having origins in any of the original peoples of Hawaii, Guam, Samoa, or other Pacific Islands.
- White - A person having origins in any of the original peoples of Europe, the Middle East, or North Africa.

Other descriptive categories

- **Nonresident alien** - A person who is not a citizen or national of the United States and who is in this country on a visa or temporary basis and does not have the right to remain indefinitely. NOTE - Nonresident aliens are to be reported separately, in the boxes provided, rather than included in any of the seven racial/ethnic categories. Resident aliens and other eligible (for financial aid purposes) non-citizens who are not citizens or nationals of the United States and who have been admitted as legal immigrants for the purpose of obtaining permanent resident alien status (and who hold either an alien registration card (Form I-551 or I-151), a Temporary Resident Card (Form I-688), or an Arrival-Departure Record (Form I-94) with a notation that conveys legal immigrant status such as Section 207 Refugee, Section 208 Asylee, Conditional Entrant Parolee or Cuban-Haitian) are to be reported in the appropriate racial/ethnic categories along with United States citizens.
- **Race and ethnicity unknown** - This category is used only if the person did not select EITHER a racial or ethnic designation.

Top ▲

Part A - Full-Time Undergraduate Students by Race/Ethnicity and Gender

On this screen, include all students enrolled for credit, full-time at the undergraduate level. The undergraduate level includes students enrolled in undergraduate level courses or any certificate programs below the baccalaureate level. Students who have already earned a bachelor's degree but are taking undergraduate courses for credit should be included as undergraduates.

Full-time, first-time certificate-seeking students

In column 1, report undergraduate students who have **no prior postsecondary experience** and have enrolled **full-time** with the **intent to earn a certificate** or other recognized postsecondary credential. The following are also considered first-time:

- Students enrolled in the fall term who attended college for the first time in the prior summer term (applicable to academic reporters only)
- Students who entered with advanced standing (any college credits or recognized postsecondary credential earned before graduation from high school)

In order to be considered certificate-seeking, the student must be enrolled in courses for credit and be recognized by the institution as seeking a certificate or other recognized postsecondary credential. **Note:** All students eligible to receive federal student financial aid are to be considered certificate-seeking. Dual enrolled high school students are not considered certificate-seeking.

Program Reporters: Include first-time students who entered your institution between August 1, 2021 and October 31, 2021.

Academic Reporters: Student counts reported in column 1 define the initial cohort for reporting graduation rates on the IPEDS Graduation Rates (GR) component to meet Student Right-to-Know reporting requirements. Students reported in this group will become your GR cohort in the reporting year appropriate for your institution.

All other full-time undergraduate students

In column 2, report the total number of all other (i.e. not first-time) full-time undergraduate students enrolled for credit. This includes:

- students transferring-in to your institution
- continuing certificate-seeking students (i.e. students not new to the institution in the fall, but instead are continuing in their courses/program at the institution)
- non-certificate-seeking students (i.e. students enrolled for credit, but not intending to earn a certificate or recognized postsecondary credential or high school students with dual enrollment)

Once you save the data by clicking the 'Verify and Save' button, the 'Total full-time undergraduates' (column 3) will be calculated by the system and display on the survey screen.

Top ▲

Part A: Part-time Undergraduate Students

Report part-time students using the same definitions and instructions provided for full-time undergraduate students.

Top ▲

Part A: Enrollment by Distance Education Status

On this screen, report all students reported on previous Part A screens who are:

- **Enrolled exclusively in distance education courses offered at your institution:** Students who are enrolled only in courses that are considered distance education courses at your institution.
- **Enrolled in at least one but not all distance education courses offered at your institution:** Students who are enrolled in at least one course that is considered a distance education course, but are not enrolled exclusively in distance education courses.

Note:

- Requirements for coming to campus for orientation, testing, or academic support services do not exclude a course from being classified as exclusively distance education. Similarly, if a student is taking instructional portions of their program entirely online, but are then required to complete a practicum, residency, or internship, the student can still be considered enrolled in entirely distance education courses.
- If a student is enrolled at the home institution but takes distance education courses from a consortium member institution, distance education enrollment should be reported at the consortium member institution, not the home institution. If a student is taking distance education courses at BOTH the home institution and a consortium member institution, the student should be reported as enrolled in distance education courses at BOTH institutions.

Not enrolled in any distance education courses offered at your institution: This number represents the students who are not enrolled in any distance education courses at your institution. It will be calculated by subtracting the (students enrolled exclusively in distance education + students enrolled in some but not all distance education courses) from the total enrolled students from Part A, which is the total undergraduates.

Location of students enrolled exclusively in distance education courses

If there are students reported as enrolled exclusively in distance education courses, further data on the location of these distance education students will need to be reported. Report the number of exclusively distance education students that are located in the same state/jurisdiction as the institution, in a different state/jurisdiction than the institution, in the U.S. but the state/jurisdiction is unknown, and residing outside the U.S. Location for those students enrolled exclusively in distance education should be their physical location or current address, as of the institution's Fall reporting date. If this is not available, use the address on file for the student. For students enlisted in the military on active duty, use the permanent address instead of the student's physical location or current address.

The total students exclusively enrolled in distance education courses will be carried forward from earlier on the screen. If the total students reported by location does not equal the total enrolled exclusively in distance education from above, the "Location unknown/unreported" is calculated.

Top ▲

Part B: Fall Enrollment by Age and Gender

Part B is mandatory this year. This part is required in odd-numbered years.

This distribution of students should include all students reported in Part A.

Enrollment by Age

Use institutional records to calculate student age.

Academic reporters: report student age as of the institution's official fall reporting date or as of October 15, 2021.

Program reporters: report student age as of August 1, 2021.

The totals by gender for each attendance status (full- or part-time) and student level (undergraduate or graduate) will be carried forward from the corresponding Part A screens. When the Part B and Part A totals do not agree, the "Age unknown/unreported" is calculated.

Note: If the Part B student count total is larger than the total carried forward from Part A (resulting in a negative value), a fatal error results. In this case, reexamine both the age data and comparable portion of Part A to identify the error and make appropriate corrections.

Top ▲

Part C: Residence of First-time Degree/Certificate-Seeking Undergraduate Students

Part C is optional this year. This part is required in even-numbered years only.

This distribution of students should include all **first-time degree/certificate-seeking undergraduate students** (both full- and part-time) reported in Part A.

Recent High School Graduates Screening Question

Part C begins with a screening question to determine whether or not your institution has first-time degree/certificate-seeking undergraduate students who enrolled within 12 months of graduating high school or receiving their GED. If the answer is 'No', then only one column for all first-time degree/certificate-seeking undergraduates will display in Part C. If the answer is 'Yes', then 2 columns will be reported in Part C, one for all first-time degree/certificate-seeking undergraduates and one for those first-time degree/certificate-seeking undergraduates enrolled within 12 months of graduating high school or receiving their GED.

State of residence

Use the state identified by the student as his/her permanent address at the time of application to the institution. This may be the legal residence of a parent or guardian, or the state in which a student has a driver's license or is registered to vote. It is not necessarily the state in which the student's high school is located.

Residence of first-time degree/certificate-seeking undergraduate students

In column (1), report **all** first-time degree/certificate-seeking undergraduate students, **both full-time and part-time**, by state of residence. The total line for column (1) will be carried forward from the total first-time degree/certificate-seeking undergraduate students reported in Part A. If the sum of the students reported by state of residence in column (1), lines 1-90, does not agree with the total first-time degree/certificate-seeking undergraduates from Part A, the "Residence unknown/unreported" (line 98) will be calculated.

Note: When the sum of students by state of residence is larger than the total carried forward from Part A (resulting in a negative value calculated for the "Residence unknown/unreported" line), a fatal error results. In this case, reexamine both the residence data and comparable section of Part A to identify the error and make appropriate corrections.

If your institution responded 'Yes' to the screening question, the subset of students from column (1) who enrolled within 12 months of graduating high school or receiving their GED are to be reported again by their state of residence in column (2).

Top ▲

Part E: Retention Rates for the First-Time Degree/Certificate-Seeking Student Cohort

Retention rates examine the percentage of first-time degree/certificate seeking students enrolled in the fall of the prior year that are either still enrolled in the fall of the current year or have completed their program in that time.

The retention cohorts, full-time and part-time, first-time degree/certificate-seeking undergraduates from Fall 2020, are preloaded from Part A of the prior year Fall Enrollment survey component.

On each retention screen (full-time cohort and part-time cohort screens), institutions must:

- Verify the preloaded Fall 2020 cohort.
- Attendance status (full- or part-time) should be based on the student's Fall 2020 attendance status.
- Report any exclusions for the cohort (see below for allowable exclusions).
- Report any inclusions of first-time study abroad students who were excluded from the first-time cohort but who have re-enrolled at the institution their second year.
- Report the total number of students retained from the Fall 2020 cohort. Include students who were reported as first-time but who are studying abroad in Fall 2021.

Total students retained = students from Fall 2020 cohort still enrolled as of Fall 2021 + students from Fall 2020 cohort who completed their program as of Fall 2021.

Academic reporters: Report students retained as of the institution's official fall reporting date or as of October 15, 2021.

Program reporters: Report students retained as of August 1, 2021.

Exclusions:

Institutions may report exclusions for the Fall 2020 cohort. Allowable exclusions are students who left the institution for any of the following reasons:

- Died or were totally and permanently disabled
- To serve in the armed forces (including those called to active duty)
- To serve with a foreign aid service of the Federal Government (e.g., Peace Corps)
- To serve on official church missions

The system will compute an **adjusted** cohort by subtracting the student exclusions from the original cohort prior to calculating the retention rate.

Retention rates will be computed by the system after clicking 'Save.' The retention rate is calculated as:

(Students from Fall 2020 cohort still enrolled + Students from Fall 2020 cohort who completed their program as of Fall 2021/Adjusted Fall 2020 cohort)*100.

Top ▲

Part F: Student-to-Faculty Ratio

Graduate only institutions do not complete Part F.

Report the student-to-faculty ratio for undergraduate programs at your institution. A worksheet is available to help determine your institution's ratio. Click on the link from the Part F screen to access the worksheet.

Worksheet for Less Than Four-Year Institutions and Four-Year Institutions without Graduate or Professional Programs

The worksheet is designed to help institutions determine their student-to-faculty ratio. It is NOT mandatory that you use this worksheet to calculate your student-to-faculty ratio. Data entered on the worksheet will **NOT** be collected or saved. Make sure to **print** the screen in order to refer to the ratio calculation for your institution at a later time.

Please note: The logic used in this calculation is similar to that of item I-2 from the Common Data Set data collection.

FULL- AND PART-TIME STUDENT DATA:

All student data on the worksheet are either carried forward from Part A or a calculated field.

Lines F1 and F2. Total full-time and total part-time students.

The total number of full- and part-time students are carried forward from Part A.

Line F3. A full-time equivalent (FTE) of the part-time student count.

The FTE will be calculated as line F2 (total part-time student count) * 1/3.

Line F4. Total FTE students.

This is calculated as the sum of lines F1 (total full-time students) and F3 (FTE of part-time students). Line F4 is used in the ratio calculation.

FULL-AND PART-TIME INSTRUCTIONAL STAFF DATA:

Lines F5 and F8 should be reported based on data your institution is reporting in the IPEDS Human Resources (HR) survey component. Please work together with the appropriate staff at your institution to ensure that the data used on this worksheet and reported in the HR component are the same.

In line F5, report the total number of full-time instructional staff as reported on the HR survey component.

In line F8, report the total number of part-time instructional staff as reported on the HR survey component.

Instructional Staff Exclusion for Non-Credit Instructors:

In line F6, report the number of full-time instructional staff reported in line F5 that are teaching exclusively non-credit courses.

In line F9, report the number of part-time instructional staff reported in line F8 that are teaching exclusively non-credit courses.

For institutions that have a large amount of non-credit activity, the above exclusions will better align the student data with the instructional staff data being used in the ratio.

Part-Time Instructional Staff Addition:

In line F10, report the number of administrators or other staff **NOT** reported to IPEDS as instructors (and therefore not included in the instructional staff count reported in line F8) that are teaching a credit course in the Fall.

For institutions that have administrators and other professionals on staff that are not reported to IPEDS as instructors (because it is not their "primary function") but they teach credit courses, the above allowable addition will produce a more accurate ratio.

With the above instructional staff exclusions and part-time instructional staff addition information above, the system will compute the following on the worksheet:

Line F7. Total adjusted full-time instructional staff.

The adjusted full-time instructional staff is the total full-time instructional staff, excluding those teaching exclusively non-credit classes. The system will calculate line F7 as line F5 (total full-time instructional staff as reported on the HR survey component) minus line F6 (total full-time instructional staff teaching exclusively non-credit courses).

Line F11. Total adjusted part-time instructional staff.

The adjusted part-time instructional staff is the total part-time instructional staff, excluding those teaching exclusively non-credit classes, and adding those administrators and other staff teaching credit courses. The system will calculate line F11 as line F8 (total part-time instructional staff as reported on the HR survey component) minus line F9 (total part-time instructional staff teaching exclusively non-credit courses) + line F10 (administrators and other staff teaching credit courses).

Line F12. Total FTE of adjusted part-time instructional staff.

The FTE will be calculated as line F11 (total adjusted part-time instructional staff) * 1/3.

Line F13. Total FTE of adjusted instructional staff.

This is calculated as the sum of lines F7 (total adjusted full-time instructional staff) and F12 (FTE of total adjusted part-time instructional staff). Line F13 is used in the ratio calculation.

Line F14. Student-to-faculty ratio.

The ratio will be calculated by the system as line F4 (total adjusted FTE students) divided by line F13 (total adjusted FTE instructional staff). The ratio will be displayed on the worksheet as xxx to 1.

The calculated ratio can then be entered onto the Part F (Student-to-Faculty Ratio) screen.

Top ▲

Glossary

date: 06/30/2021

Term	Definition
Adjusted cohort	The result of removing any allowable <u>exclusions</u> from a <u>cohort</u> (or <u>subcohort</u>). For the <u>Fall Enrollment</u> component, it is the cohort for calculating retention rate; for the <u>Graduation Rates</u> component, this is the cohort from which graduation and transfer-out rates are calculated; and for the <u>Outcome Measures</u> component, these are the four cohorts (first-time, full-time; first-time, part-time; non-first-time, full-time; or non-first-time, part-time) for which outcomes rates are calculated at 4, 6, and 8 years.
American Indian or Alaska Native	A person having origins in any of the original peoples of North and South America (including Central America) who maintains cultural identification through tribal affiliation or community attachment.
Asian	A person having origins in any of the original peoples of the Far East, Southeast Asia, or the Indian Subcontinent, including, for example, Cambodia, China, India, Japan, Korea, Malaysia, Pakistan, the Philippine Islands, Thailand, and Vietnam.
Audit/auditing (a class)	Term used when a student elects to take a course, but does not wish to receive <u>credit</u> for the course toward a <u>degree</u> or other recognized postsecondary credential.
Black or African American	A person having origins in any of the black racial groups of Africa.
Branch institution	A campus or site of an educational institution that is not temporary, is located in a community beyond a reasonable commuting distance from its <u>parent institution</u> , and offers full <u>programs</u> of study, not just courses.
Cohort	A specific group of students established for tracking purposes.
Cohort year	The year that a cohort of students begins attending college.
Continuing/Returning student (undergraduate)	A student who is not new to the institution in the fall, but instead is continuing his or her studies at the institution (i.e., not first-time and not transfer-in).
Credit	Recognition of attendance or performance in an <u>instructional activity</u> (course or <u>program</u>) that can be applied by a recipient toward the requirements for a postsecondary <u>degree</u> , <u>diploma</u> , <u>certificate</u> , or other recognized postsecondary credential, irrespective of the activity's unit of measurement.
Credit course	A course that, if successfully completed, can be applied toward the number of courses required for achieving a postsecondary <u>degree</u> , <u>diploma</u> , <u>certificate</u> , or other recognized postsecondary credential, irrespective of the activity's unit of measurement.
Degree/certificate-seeking students	Students enrolled in courses for credit who are seeking a degree, certificate, or other recognized postsecondary credential. This includes students who: <ul style="list-style-type: none"> - received any type of federal financial aid, regardless of what courses they took at any time; - received any state or locally based financial aid with an eligibility requirement that the student be enrolled in a degree, certificate, or transfer-seeking program; or - obtained a student visa to study at a U.S. postsecondary institution <p>High school students also enrolled in postsecondary courses for credit are not considered degree/certificate-seeking.</p>
Distance education	Education that uses one or more technologies to deliver instruction to students who are separated from the instructor and to support regular and substantive interaction between the students and the instructor synchronously or asynchronously. <p>Technologies used for instruction may include the following: Internet; one-way and two-way transmissions through open broadcasts, closed circuit, cable, microwave, broadband lines, fiber optics, satellite or wireless communication devices; audio conferencing; and video cassette, DVDs, and CD-ROMs, if the cassette, DVDs, and CD-ROMs are used in a course in conjunction with the technologies listed above.</p>
Distance education course	A course in which the instructional content is delivered exclusively via <u>distance education</u> . Requirements for coming to campus for orientation, testing, or academic support services do not exclude a course from being classified as distance education.
Distance education program	A program for which all the required coursework for program completion is able to be completed via <u>distance education courses</u> .

Dual enrollment	<p>Refers to students who enroll in college courses offered by an institution of higher education while enrolled in high school or seeking a recognized equivalent. Student performance is recorded on a college transcript and postsecondary credit is awarded for a passing grade in the course.</p> <ul style="list-style-type: none"> - Includes: All postsecondary courses, independent of course delivery mode, course location, course instructor, whether secondary credit is also offered, and whether the student enrolls through a formal state/local program or enrolls outside a formal state/local program. - Excludes: Credit-by-exam models such as Advanced Placement and International Baccalaureate in which the student is not enrolled in a postsecondary institution.
Exclusions	Those students who may be removed (deleted) from a <u>cohort</u> (or <u>subcohort</u>). For the <u>Graduation Rates</u> , <u>Outcome Measures</u> , and <u>Fall Enrollment</u> retention rate reporting, students may be removed from a cohort if they left the institution for one of the following reasons: death or total and permanent disability; service in the armed forces (including those called to active duty); service with a foreign aid service of the federal government, such as the Peace Corps; or service on official church missions.
First-time student (undergraduate)	A student who has no prior postsecondary experience (except as noted below) attending any institution for the first time at the <u>undergraduate level</u> . This includes students enrolled in <u>academic</u> or <u>occupational programs</u> . It also includes students enrolled in the <u>fall term</u> who attended college for the first time in the prior summer term, and students who entered with advanced standing (college <u>credits</u> or recognized postsecondary credential earned before graduation from high school).
Full-time student	Undergraduate: A student enrolled for 12 or more <u>semester credits</u> , or 12 or more <u>quarter credits</u> , or 24 or more <u>clock hours</u> a week each term. Graduate: A student enrolled for 9 or more semester credits, or 9 or more quarter credits, or a student involved in thesis or dissertation preparation that is considered full-time by the institution. <u>Doctor's degree - Professional practice</u> - as defined by the institution.
High school diploma or recognized equivalent	A document certifying the successful completion of a prescribed secondary school <u>program</u> of studies, or any of the following: <ul style="list-style-type: none"> - recognized attainment of satisfactory scores on the <u>GED</u> or another state-authorized examination - recognized completion of homeschooling at the secondary level as defined by state law - completion of secondary school education in a homeschool setting which qualifies for an exemption from compulsory attendance requirements under state law, if state law does not require a homeschooled student to receive credential for their education
Integrated Postsecondary Education Data System (IPEDS)	The Integrated Postsecondary Education Data System (IPEDS), conducted by the <u>NCES</u> , began in 1986 and involves annual institution-level data collections. All <u>postsecondary institutions</u> that have a <u>Program Participation Agreement</u> with the Office of Postsecondary Education (OPE), U.S. Department of Education (throughout IPEDS referred to as "Title IV") are required to report data using a web-based <u>data collection system</u> . IPEDS currently consists of the following components: <u>Institutional Characteristics (IC)</u> ; <u>12-month Enrollment (E12)</u> ; <u>Completions (C)</u> ; <u>Admissions (ADM)</u> ; <u>Student Financial Aid (SFA)</u> ; <u>Human Resources (HR)</u> composed of Employees by Assigned Position, Fall Staff, and Salaries; <u>Fall Enrollment (EF)</u> ; <u>Graduation Rates (GR)</u> ; <u>Outcome Measures (OM)</u> ; <u>Finance (F)</u> ; and <u>Academic Libraries (AL)</u> .
Native Hawaiian or Other Pacific Islander	A person having origins in any of the original peoples of Hawaii, Guam, Samoa, or other Pacific Islands.
Non-degree-seeking student	A student enrolled in courses for <u>credit</u> who is not recognized by the institution as seeking a <u>degree</u> or recognized postsecondary credential.
Non-first-time entering student (undergraduate)	A student who has prior postsecondary experience before attending the reporting IPEDS institution. This cohort of students may closely reflect the transfer-in (non-first-time entering) enrollment from Fall Enrollment (EF), 12-month Enrollment (E12) and Outcomes Measures (OM) components.
Noncredit course	A course or activity having no <u>credit</u> applicable toward a <u>degree</u> , <u>diploma</u> , <u>certificate</u> , or other recognized postsecondary credential.
Off-campus centers (extension centers)	Sites outside the confines of the parent institution where courses are offered that are part of an organized <u>program</u> at the <u>parent institution</u> . The sites are not considered to be temporary but may be rented or made available to the institution at no cost by another institution or an organization, agency, or firm.
Official fall reporting date	The date (in the fall) on which an institution must report fall enrollment data to either the state, its board of trustees or governing board, or some other external governing body.
Part-time student	Undergraduate: A student enrolled for either less than 12 <u>semester</u> or <u>quarter credits</u> , or less than 24 <u>clock hours</u> a week each term. Graduate: A student enrolled for less than 9 semester or quarter credits.
Race and ethnicity unknown	The category used to report students or employees whose race and ethnicity are not known.

Race/ethnicity	<p>Categories developed in 1997 by the Office of Management and Budget (OMB) that are used to describe groups to which individuals belong, identify with, or belong in the eyes of the community. The categories do not denote scientific definitions of anthropological origins. The designations are used to categorize U.S. citizens, resident aliens, and other eligible non-citizens.</p> <p>Individuals are asked to first designate ethnicity as:</p> <ul style="list-style-type: none"> - <u>Hispanic or Latino</u> or - Not Hispanic or Latino <p>Second, individuals are asked to indicate all races that apply among the following:</p> <ul style="list-style-type: none"> - <u>American Indian or Alaska Native</u> - <u>Asian</u> - <u>Black or African American</u> - <u>Native Hawaiian or Other Pacific Islander</u> - <u>White</u>
Recognized postsecondary credential	A recognized postsecondary credential includes any credential that is received after completion of a program that is eligible for Title IV federal student aid or that is awarded in recognition of an individual's attainment of measurable technical or industry/occupational skills necessary to obtain employment or advance within an industry/occupation. These technical or industry/occupational skills generally are based on standards developed or endorsed by employers or industry associations.
Remedial courses	Instructional courses designed for students deficient in the general competencies necessary for a regular postsecondary curriculum and educational setting.
Residence	A person's permanent address determined by such evidence as a driver's license or voter registration. For entering freshmen, residence may be the legal residence of a parent or guardian.
Resident alien (and other eligible non-citizens)	A person who is not a citizen or national of the United States but who has been admitted as a legal immigrant for the purpose of obtaining permanent resident alien status (and who holds either an alien registration card (Form I-551 or I-151), a Temporary Resident Card (Form I-688), or an Arrival-Departure Record (Form I-94) with a notation that conveys legal immigrant status such as Section 207 Refugee, Section 208 Asylee, Conditional Entrant Parolee or Cuban-Haitian).
Retention rate	A measure of the rate at which students persist in their educational <u>program</u> at an institution, expressed as a percentage. For <u>four-year institutions</u> , this is the percentage of first-time bachelors (or equivalent) degree-seeking <u>undergraduates</u> from the previous fall who are again enrolled in the current fall. For all other institutions this is the percentage of first-time <u>degree/certificate-seeking students</u> from the previous fall who either re-enrolled or successfully completed their program by the current fall.
State of residence	A person's permanent address as determined by such evidence as a driver's license or voter registration. For entering freshmen, state of <u>residence</u> may be the legal state of residence of a parent or guardian.
State unknown	Status used when the reporting institution is unable to determine from existing records the home state or <u>residence</u> of the student.
Student-to-faculty ratio	<p>The ratio of FTE students to FTE <u>instructional staff</u>, i.e., students divided by staff.</p> <p>Students enrolled in "stand-alone" graduate or professional programs and instructional staff teaching in these programs are excluded from both full-time and part-time counts.</p> <p>"Stand-alone" graduate or professional programs are those programs such as medicine, law, veterinary, dentistry, social work, or public health, in which faculty teach virtually only graduate-level students (also referred to as "independent" programs).</p> <p>Each FTE value is equal to the number of full-time students/staff plus 1/3 the number of part-time students/staff.</p>
Study abroad	Arrangement by which a student completes part of the college program studying in another country. Can be at a campus <u>abroad</u> or through a cooperative agreement with some other U.S. college or an institution of another country.
Summer Term	A summer term is typically not considered a full term. It is not the third term of an institution operating on a <u>trimester</u> system or the fourth term of an institution operating on a <u>quarter calendar system</u> . The institution may have two or more sessions occurring in the summer term. Some schools, such as vocational and beauty schools, have year-round classes with no separate summer term.
Title IV institution	An institution that has a written agreement with the Secretary of Education that allows the institution to participate in any of the Title IV federal student financial assistance programs (other than the State Student Incentive Grant (SSIG) and the National Early Intervention Scholarship and Partnership (NEISP) programs).
Undergraduate	A student enrolled in a 4- or 5-year <u>bachelor's degree</u> program, an <u>associate's degree</u> program, or a vocational or technical <u>program</u> below the baccalaureate.
White	A person having origins in any of the original peoples of Europe, the Middle East, or North Africa.

Fall Enrollment

Click one of the following questions to view the answer.

General

- 1) [Who should I include in my enrollment reporting?](#)
- 2) [What is the reporting period/date for fall enrollment?](#)
- 3) [Should I report students who are studying abroad?](#)
- 4) [In the past I reported first-professional students on this component. Why are there no screens for reporting first-professional students?](#)
- 5) [My school is part of a consortium of schools. How do I report student enrollment?](#)
- 6) [Do I include students enrolled only in ESL programs \(programs comprised exclusively of ESL courses\) in Fall Enrollment?](#)
- 7) [Should my institution, which is participating as an experimental site, report high school students or incarcerated students who have received a Pell Grant while taking college coursework?](#)

Fall Enrollment by Student Level, Race/Ethnicity and Gender (Part A)

- 1) [What is NOT considered "prior postsecondary experience" when reporting first-time students?](#)
- 2) [Where do I report students if I don't know whether or not they are first-time?](#)
- 3) [Where do I report undergraduate students who enrolled at my institution for the first time this fall \(without prior postsecondary experience\), but earned college credits during the prior summer?](#)
- 4) [How do I treat new students who transferred into the institution the prior summer term and take courses in the fall?](#)
- 5) [Does "continuing/returning student" include those students who have stopped out and re-entered the same institution?](#)
- 6) [How do I report a student who earned college credit or postsecondary award while in high school \(a dual enrolled student\) and has now graduated high school and enrolled in my institution in the Fall?](#)
- 7) [Where do I report a high school student who is enrolled for credit at my institution \(a dual enrolled student\)?](#)
- 8) [If a student enrolled for credit has not indicated whether they intend to earn a degree or certificate, how do I determine whether they are degree/certificate-seeking?](#)
- 9) [Where do I report students who are seeking a second baccalaureate degree?](#)
- 10) [How do I report an undergraduate student who took courses as a non-degree-seeking student and re-enrolls as a degree-seeking student at the same reporting institution?](#)
- 11) [My institution has students for which gender does not align with the 'Men' and 'Women' categories in IPEDS \(e.g., non-binary, unknown\). Since there is no place to report other gender categories on the IPEDS data collection screens, how should we report these individuals?](#)
- 12) [How do I report foreign students living outside the U.S. who are enrolled in my institution?](#)
- 13) [How does enrollment in non-credit or zero-credit remedial/ESL and co-op courses count in the determination of a student's full-time status?](#)
- 14) [In which race/ethnicity category do I report undocumented students?](#)

Fall Enrollment in Selected Fields (Part A, 4-year institutions only)

- 1) [What do I do if my institution does not offer any of the program areas listed on the CIP selection screen?](#)
- 2) [How do I report students in program areas that do not appear on the CIP selection screen?](#)
- 3) [How do I report undergraduates who have not yet declared a major?](#)
- 4) [How do we report a student that has majors falling under more than one of the CIP codes collected in Part A \(i.e., 13.0000 Education and 27.0000 Mathematics\)?](#)

Distance Education

- 1) [If a student is taking the instructional portions of their program entirely online, but are then required to complete a practicum, residency, or internship, is the student considered enrolled in exclusively distance education courses?](#)
- 2) [What should I do if I do not know the location of students enrolled exclusively in distance education courses?](#)
- 3) [How do I determine location for those students enrolled exclusively in distance education?](#)

4) Are U.S. jurisdictions or territories (like Guam, the U.S. Virgin Island, etc.) considered in the U.S. for distance education location reporting?

5)

We offer courses that combine distance education and traditional teaching methods ("hybrid" courses). How should students enrolled in these courses be counted in the distance education portion of Fall Enrollment?

Fall Enrollment by Age (Part B)

1) I am not able to enter a number in the "Age unknown/unreported" box. How do I report students whose ages are unknown?

2) My institution uses age range categories that differ from the ones IPEDS uses in Part B. What should I do?

Residence of First-Time Undergraduates (Part C)

1)

When reporting students by residence (Part C), should I include students who completed a GED in the second column that asks for numbers of students that graduated high school within 12 months?

2)

Some first-time undergraduates at my institution are dependents whose parents are in foreign countries on a temporary basis (e.g., military/diplomatic service). When reporting residence and migration data, what location do I use?

Total Undergraduate Entering Class (Part D)

1) What is the difference between the full-time, first-time degree/certificate-seeking cohort (GRS cohort) and the undergraduate entering class calculated in Part D?

Retention Rates for First-Time Undergraduates (Part E)

1) How is the retention rate calculated?

2) How do I report students who changed attendance status (part-time to full-time or full-time to part-time) between one fall and the next?

3) Are students on a leave of absence from the institution considered retained?

4)

For less-than-4-year institutions that have a student who completed a program and are still enrolled at the same institution in another program, how should they count that student?

5)

My institution's freshman study abroad students were excluded from the prior year first-time enrollment count. How can I add these students back into the prior year's first-time cohort for the current year's retention calculation?

6)

Sophomore study abroad students have been excluded from my fall enrollment count because they are taking classes in a foreign country. How can I include them as part of my retention calculation?

Undergraduate Student-to-Faculty Ratio (Part F)

1) How do I calculate my institution's student-to-faculty ratio?

2)

Can you provide an example of a stand-alone graduate or professional program (a program such as medicine, law, veterinary, or dentistry in which faculty teach virtually only graduate-level students)?

3)

My institution has graduate and/or doctors-professional practice programs but does not have any "stand-alone" programs. What should I enter on the student and faculty exclusion line items related to these types of programs on the worksheet for Part F?

General

1)

Who should I include in my enrollment reporting?

All students enrolled *for credit* should be reported. Credit is defined as "Recognition of attendance or performance in an instructional activity (course or program) that can be applied by a recipient toward the requirements for a degree, diploma, certificate, or other recognized postsecondary credential, irrespective of the activity's unit of measurement."

Students who are not seeking a degree or certificate may be still be enrolled for credit. These students are to be reported in the non-degree/non-certificate-seeking column.

Top ▲

2)

What is the reporting period/date for fall enrollment?

Fall enrollment is a count of students enrolled on a particular date in the Fall. Fall enrollment is often referred to as a "snapshot" of the enrollment at an institution at a specific time in the Fall. The date/period used depends on whether the institution is an academic reporter or a program reporter for IPEDS purposes.

Academic reporters: Report enrollment as of October 15 or as of the institution's official fall reporting date.

Program reporters: Report enrollment during the 3-month period of August 1 to October 31. If a student enrolls or remains enrolled at any time during that period, the student is included in the fall enrollment counts.

Top ▲

3)

Should I report students who are studying abroad?

U.S. students who are enrolled in your institution and attend classes in a foreign country should be included in your institution's enrollment report if your institution provides instructional resources (classroom, instructors), even though the education occurs abroad. Students who are enrolled in your institution and attend classes in a foreign country should NOT be included in your enrollment report if:

- The students are enrolled ONLY in courses offered by another institution;
- The students are enrolled at a branch campus of your institution in a foreign country;
- Your institution does not provide the instructional resources (i.e., classrooms, instructors), even if the student pays tuition to your institution.

Foreign students who are enrolled for credit and taking courses at the institution should be included in the institution's enrollment report.

While study abroad students may be excluded from the enrollment count for reasons cited above, they may be included in the institution's retention calculation. Please see the specific instructions on Part E: Retention or the FAQ on including study abroad students in retention.

For additional information on how to report study abroad students in all IPEDS survey components, please visit the following link:

http://nces.ed.gov/ipeds/pdf/Reporting_Study_Abroad_Students.pdf.

Top ▲

4)

In the past I reported first-professional students on this component. Why are there no screens for reporting first-professional students?

Beginning with the 2009-10 collection year, institutions are required to use reclassified postbaccalaureate degree categories that exclude the first-professional category. In parts A and B, all postbaccalaureate students are to be reported as graduate students, including doctor's-professional practice students (formerly reported as first-professional). Even though Teacher Preparation certificate programs may require a bachelor's degree for admission, they are considered subbaccalaureate undergraduate programs, and students in these programs are undergraduate students.

Top ▲

5)

My school is part of a consortium of schools. How do I report student enrollment?

For reporting students studying in consortium agreements, please refer to the Resource page at <https://nces.ed.gov/ipeds/report-your-data/data-tip-sheet-reporting-data-consortium-institutions>.

Top ▲

6)

Do I include students enrolled only in ESL programs (programs comprised exclusively of ESL courses) in Fall Enrollment?

ESL has never been considered a postsecondary program by IPEDS. Since it is considered non-postsecondary, students who are ONLY enrolled in ESL programs (programs comprised exclusively of ESL courses), regardless of whether or not they are receiving Title-IV aid, should NOT be counted in enrollment.

Top ▲

7)

Should my institution, which is participating as an experimental site, report high school students or incarcerated students who have received a Pell Grant while taking college coursework?

If your institution is participating in the Dual Enrollment experimental site or the Second Chance Pell experimental site program, exclude these students from reporting.

Top ▲

Fall Enrollment by Student Level, Race/Ethnicity and Gender (Part A)

1)

What is NOT considered "prior postsecondary experience" when reporting first-time students?

- Credit for military service/training from an association such as the American Council on Education,
- Credit from any non-credit courses, as defined by the institution,
- Credit received for completion of tests/assessments,
- Credit received before the student has earned a high school diploma (i.e., AP or dual enrollment credits),
- Postsecondary award received before the students earned a high school diploma (e.g., certificate, associate's, bachelor's, etc.), or
- Credit for life experience.

Students with prior postsecondary experience credit from attending a military academic institution (e.g., Community College of the Air Force, West Point, U.S. Naval Academy, etc.) would NOT be considered first-time students.

Top ▲

2)

Where do I report students if I don't know whether or not they are first-time?

If their status is not indicated directly and the student does not enroll with prior credits or transcripts from another institution, then assume the student is first-time.

Top ▲

3)

Where do I report undergraduate students who enrolled at my institution for the first time this fall (without prior postsecondary experience), but earned college credits during the prior summer?

These students should be reported as first-time undergraduates. The definition of "first-time" allows for students to still be classified as first-time if the college credit they have previously earned occurred in the summer immediately prior to enrollment.

Top ▲

4)

How do I treat new students who transferred into the institution the prior summer term and take courses in the fall?

For the Fall Enrollment survey, count the student as a "transfer-in," even if the student transferred into the institution during the prior summer term and is not entering the institution for the first time in the fall. (Applies only to academic reporters)

Top ▲

5)

Does "continuing/returning student" include those students who have stopped out and re-entered the same institution?

Yes, "continuing/returning student" is meant to capture students who are not first-time or transfer-in. This includes students who have been continuously enrolled in the institution and those who have stopped out and re-enrolled, without having transferred to another institution.

Top ▲

6)

How do I report a student who earned college credit or postsecondary award while in high school (a dual enrolled student) and has now graduated high school and enrolled in my institution in the Fall?

If the college credit or postsecondary award was earned prior to the student graduating high school, then this student would be considered a first-time student in the Fall. The definition of "first-time" allows for students to still be classified as first-time if the college credit they have previously earned was prior to their high school graduation. (Applies only to academic reporters)

Top ▲

7)

Where do I report a high school student who is enrolled for credit at my institution (a dual enrolled student)?

This student would be reported as non-degree/non-certificate-seeking. Prior to receipt of a high school diploma or recognized equivalent (see glossary definition), a student is non-degree/non-certificate-seeking. After receipt of the high school diploma or recognized equivalent, they can be classified as degree/certificate-seeking, if appropriate.

Top ▲

8)

If a student enrolled for credit has not indicated whether they intend to earn a degree or certificate, how do I determine whether they are degree/certificate-seeking?

If the student has not indicated any intent but is applying for Title IV federal financial aid, assume the student to be degree/certificate-seeking.

Top ▲

9)

Where do I report students who are seeking a second baccalaureate degree?

Report these students in the column labeled "Continuing" degree/certificate-seeking students (column 3). This column is intended to capture all degree/certificate-seeking undergraduate students who are not first-time and did not transfer-in to the institution in that Fall.

Top ▲

10)

How do I report an undergraduate student who took courses as a non-degree-seeking student and re-enrolls as a degree-seeking student at the same reporting institution?

This student should be reported as a "continuing/returning" student. IPEDS defines "continuing/returning students" as "A student who is not new to the institution in the fall, but instead is continuing his or her studies at the institution (i.e., not first-time and not transfer-in)."

Top ▲

11)

My institution has students for which gender does not align with the 'Men' and 'Women' categories in IPEDS (e.g., non-binary, unknown). Since there is no place to report other gender categories on the IPEDS data collection screens, how should we report these individuals?

These individuals are still to be reported to IPEDS. It is up to the institution to decide how best to handle reporting individuals whose gender does not align with the 'Men' and 'Women' categories. However, a common method used is to allocate these students based on the known proportion of men to women.

Top ▲**12)**

How do I report foreign students living outside the U.S. who are enrolled in my institution?

There has been no change to how these students should be reported. Foreign students living outside the U.S., such as a foreign student living outside the U.S. who is enrolled in distance education at your institution, should be classified in the Race/Ethnicity Unknown category. Only U.S. citizens are to be categorized in the specific Race/Ethnicity categories. The non-resident alien category is reserved specifically for students that are in the U.S. under that specific legal status.

Top ▲**13)**

How does enrollment in non-credit or zero-credit remedial/ESL and co-op courses count in the determination of a student's full-time status?

Students in the following categories are considered degree-seeking in IPEDS, though they may be enrolled in courses not creditable for an award:

- Students enrolled in remedial courses that are not creditable toward an award but have been admitted into an eligible Title-IV program and receive Title-IV aid
- Students enrolled in ESL courses that are not creditable toward an award but have been admitted into an eligible Title-IV program and receive Title-IV aid
- Co-op students enrolled in courses that are not creditable toward an award but are required for award attainment

In determination of the student's full-time status, credit or clock hours (up to one academic year's worth) of remedial and ESL courses may be used in the determination of a student's full-time status if the remedial or ESL course is part of a program that leads to a postsecondary award. In these cases, the remedial or ESL courses should count the same as the comparable full-credit class. For co-op students, the work portion of a cooperative education program in which the amount of work performed is equivalent to the academic workload of a full-time student will also count toward the determination of full-time status.

Top ▲**14)**

In which race/ethnicity category do I report undocumented students?

Because the race and ethnicity designations are reported only for U.S. citizens and the "nonresident alien" category is a legal status for students with specific types of visas, undocumented students would not be reported under any of these statuses. Instead, they should be reported as "Race/ethnicity unknown." Please visit the race/ethnicity FAQ for more information: https://surveys.nces.ed.gov/ipeds/visFaq_re.aspx.

However, Deferred Action for Childhood Arrivals (DACA) students are a particular group of undocumented students that have been authorized by the Department of Homeland Security to be lawfully present in the U.S. for the duration of their DACA, and as such, this status would allow them to be reported under the "nonresident alien" category.

Top ▲

Fall Enrollment in Selected Fields (Part A, 4-year institutions only)

1)

What do I do if my institution does not offer any of the program areas listed on the CIP selection screen?

Select "None of the above" on the CIP selection screen and report all students enrolled for credit, regardless of field of study, Full-time and Part-time Enrollment by Race/Ethnicity screens of Part A.

Top ▲**2)**

How do I report students in program areas that do not appear on the CIP selection screen?

The program areas on the CIP selection screen are the only fields for which enrollment data is collected separately. In addition to reporting enrollment by the selected fields requested, report all students enrolled for credit (regardless of field of study) on the "Full-time and Part-time Enrollment by Race/Ethnicity screens of Part A.

Top ▲**3)**

How do I report undergraduates who have not yet declared a major?

These students should only be reported on the Full-time and Part-time Enrollment by Race/Ethnicity screens of Part A, where all students enrolled for credit (regardless of field of study) are reported.

Top ▲**4)**

How do we report a student that has majors falling under more than one of the CIP codes collected in Part A (i.e., 13.0000 Education and 27.0000 Mathematics)?

Report the students as either full-time or part-time depending on their status at the institution. Then report them on the corresponding CIP pages. The CIP pages are not an unduplicated count and students can be included on more than one page.

Top ▲

Distance Education

1)

If a student is taking the instructional portions of their program entirely online, but are then required to complete a practicum, residency, or internship, is the student considered enrolled in exclusively distance education courses?

Yes, if the instructional portions are entirely online, the student is considered to be enrolled in exclusive distance education course.

Top ▲

2)

What should I do if I do not know the location of students enrolled exclusively in distance education courses?

If you have no information about the location of students enrolled exclusively in distance education, do not report them in any of the location fields. The system will calculate the number of "Location Unknown" exclusively distance education enrollments.

Top ▲

3)

How do I determine location for those students enrolled exclusively in distance education?

Location for those students enrolled exclusively in distance education should be their physical location or current address, as of the institution's Fall reporting date. If this is not available, use the address on file for the student. For students enlisted in the military on active duty, use the permanent address instead of the student's physical location.

Top ▲

4)

Are U.S. jurisdictions or territories (like Guam, the U.S. Virgin Island, etc.) considered in the U.S. for distance education location reporting?

Yes, Students located in a U.S. jurisdiction while they are enrolled in distance education courses should be reported as located in the U.S.

Top ▲

5)

We offer courses that combine distance education and traditional teaching methods ("hybrid" courses). How should students enrolled in these courses be counted in the distance education portion of Fall Enrollment?

Hybrid courses are not considered by IPEDS as distance education. Students enrolled in "hybrid" courses should be reported as "not enrolled in any distance education courses."

Top ▲

Fall Enrollment by Age (Part B)

1)

I am not able to enter a number in the "Age unknown/unreported" box. How do I report students whose ages are unknown?

The number of students whose age is unknown will be computed by the data collection system. The difference between the sum of students reported by age category in Part B and the corresponding total enrollment reported in Part A results in the number of students whose age is unknown.

If this results in a negative number, a fatal error will appear and you will need to either correct your data or contact the IPEDS Help Desk for assistance.

Top ▲

2)

My institution uses age range categories that differ from the ones IPEDS uses in Part B. What should I do?

In order to have consistent data from all institutions, IPEDS must use standard age categories. Use the students' dates of birth to report the enrollment by IPEDS age categories.

Top ▲

Residence of First-Time Undergraduates (Part C)

1)

When reporting students by residence (Part C), should I include students who completed a GED in the second column that asks for numbers of students that graduated high school within 12 months?

If the student received the GED within the past 12 months, they should be included in the second column.

Top ▲

2)

Some first-time undergraduates at my institution are dependents whose parents are in foreign countries on a temporary basis (e.g., military/diplomatic service). When reporting residence and migration data, what location do I use?

The home state could be the student's or parent's official home state, the state where they are registered to vote or pay taxes, or the state issuing their driver's license. If no such information is available, they would be reported under "State unknown"(57).

Top ▲

Total Undergraduate Entering Class (Part D)

1)

What is the difference between the full-time, first-time degree/certificate-seeking cohort (GRS cohort) and the undergraduate entering class calculated in Part D?

In addition to the students in the full-time, first-time degree/certificate-seeking cohort, the total undergraduate entering class includes part-time students of the same criteria as well as transfers-in and full- and part-time non-degree/non-certificate-seeking students that are new to your institution in the Fall.

The entering class is intended to represent all students new to an institution in a given fall and provide context for the GRS cohort. The percent of the entering class that is represented by the institution's GRS cohort is included on College Navigator as a note to the graduation rate data displayed.

Top ▲

Retention Rates for First-Time Undergraduates (Part E)

1)

How is the retention rate calculated?

The retention rate is calculated as follows:

4-year Institutions:

first-time bachelor's degree-seeking students in Fall 2020 who are still enrolled in Fall 2021/(first-time bachelor's degree-seeking students in Fall 2020 - cohort exclusions + cohort inclusions)

2-year and Less-than-2-year Institutions:

(first-time students in Fall 2020 who are still enrolled in Fall 2021 + first-time students in Fall 2020 who completed their program by Fall 2021)/(first-time students in Fall 2020 - cohort exclusions + cohort inclusions)

Top ▲

2)

How do I report students who changed attendance status (part-time to full-time or full-time to part-time) between one fall and the next?

Report students based on their attendance status in the fall the cohort was initially based on, even if that status changed in the following fall.

Top ▲

3)

Are students on a leave of absence from the institution considered retained?

No. Students must be enrolled *for credit* at the institution in the Fall to be considered retained from the previous fall.

Top ▲

4)

For less-than-4-year institutions that have a student who completed a program and are still enrolled at the same institution in another program, how should they count that student?

The institution should count that student as "retained" only once. Do NOT count that student twice, once for having completed the program and another time for still being enrolled.

Top ▲

5)

My institution's freshman study abroad students were excluded from the prior year first-time enrollment count. How can I add these students back into the prior year's first-time cohort for the current year's retention calculation?

Freshman study abroad students can be added to the first-time cohort. Report in the inclusion box first-time bachelor's degree/certificate-seeking study abroad students who were excluded from the first-time cohort but who have re-enrolled at the institution their second year.

[Top ▲](#)

6)

Sophomore study abroad students have been excluded from my fall enrollment count because they are taking classes in a foreign country. How can I include them as part of my retention calculation?

Sophomore study abroad students are considered part of the retained cohort even though they may not be included in the institution's fall enrollment count. Count these students in the retained cohort.

[Top ▲](#)

Undergraduate Student-to-Faculty Ratio (Part F)

1)

How do I calculate my institution's student-to-faculty ratio?

A worksheet has been provided to guide the process of calculating the student-to-faculty ratio for your institution. The worksheet can be accessed from the Part F screen in the Data Collection System.

[Top ▲](#)

2)

Can you provide an example of a stand-alone graduate or professional program (a program such as medicine, law, veterinary, or dentistry in which faculty teach virtually only graduate-level students)?

An example of a program that would fall into this category (typically a doctor's-professional practice program) is a school of medicine that only awards degrees/certificates at the graduate level and therefore its faculty exclusively (or in some cases almost exclusively) teach graduate students. Programs that are "stand-alone" graduate programs may have some undergraduate students enrolled in their courses, however a "stand-alone" graduate program would only award degrees/certificates at the graduate level. An example of a graduate program that would not meet this criterion is a school of business that has an undergraduate and graduate program and therefore enrolls both types of students and awards degrees/certificates at both levels. Further, the faculty would teach a mix of undergraduate and graduate students. Excluding "stand-alone" graduate programs is intended to make the student-to-faculty ratio closer to an undergraduate student-to-faculty ratio than it would be if these programs were included in the calculation, without overburdening institutions.

[Top ▲](#)

3)

My institution has graduate and/or doctors-professional practice programs but does not have any "stand-alone" programs. What should I enter on the student and faculty exclusion line items related to these types of programs on the worksheet for Part F?

If your institution does not have any "stand-alone" graduate or professional programs, then enter 0 for students and 0 for faculty in the lines for these types of programs. Most institutions do not have these types of graduate or professional programs, so entering 0 in those lines will be fairly common.

[Top ▲](#)