



*NHSN Biovigilance Component
Hemovigilance Module Surveillance Protocol v2.1.3*
www.cdc.gov/nhsn

National Healthcare Safety Network Biovigilance Component Hemovigilance Module Surveillance Protocol

Division of Healthcare Quality Promotion
National Center for Emerging and Zoonotic Infectious Diseases
Centers for Disease Control and Prevention
Atlanta, GA, USA



Version History

Version	Release Date	Summary of Revisions
1.0	March 2009	First version publicly released.
1.1	June 2010	Revised background and text in main body of document. Revised case definition criterion based on WG recommendations, pilot responses, and CDC recommendations. Updated FNHTR definition to allow reaction without documented fever. Defined hypotension for infants and small children Clarified TAGVHD probable and possible criteria.
1.2	July 2010	Corrected definition of hypoxemia in glossary of terms.
1.3	June 2011	Added version number and version history summary. Summarized introduction and background sections for brevity. Reorganized surveillance methods section for ease of use. Clarified reporting of “approved deviation” incidents. Clarified use of “other” in adverse reaction reporting. Clarified use of “doubtful” or “ruled out” in adverse reaction reporting. Added denominator summary options to list of available analysis reports. Replaced < and > signs with appropriate text for. Added “cessation of” to time frame requirements in case definitions. NEW probable case definition category for allergic reaction reporting. Updated adult hypotensive reaction case definition to align with updated ISBT definition. NEW possible imputability category for DHTR. DELETED possible case definition category for hypotensive reaction. NEW probable imputability category for PTP reaction. Updated and clarified imputability categories for TAGVHD reaction. DELETED possible case definition category for TRALI. Simplified imputability criteria for TTI. Clarified case definition and imputability criteria for all adverse reactions.
2.0	January 2013	Complete revision of organization and presentation of information Major change in incident reporting requirements. With this release, only incidents that relate to an adverse patient reaction are required for participation. Major change in adverse reaction reporting requirements. With this release, minor allergic reactions are no longer required for participation. Combined the signs/symptoms with laboratory/radiology columns in case definition tables for clarity. Listed criteria in alphabetical order where possible for consistency and clarity. Moved general severity requirements from the appendix to the criteria tables where they were previously missing. Re-ordered adverse reaction tables to put respiratory reactions first. Added Imputability criteria of Doubtful, Ruled Out, and Not Determined to the case definition tables as OPTIONAL reporting categories. The reporting is not a change, but including them in the table is new. They were added for clarity. Added specific AHTR criteria to allow for reporting of non-immune mediated reactions. Added a separate case definition table for Other and Unknown reactions. These categories are available for OPTIONAL use. Removed redundant and unnecessary appendices.
2.1	August 2013	Minor revisions to verbiage throughout for clarity. Added definitions and illustration of surveillance key terms in Section 1. Added clarification of surveillance vs. clinical definitions in Section 1.



Version	Release Date	Summary of Revisions
		Added less-specific case definition categories for OPTIONAL reporting of cases that do not fully meet CDC case criteria for the following reactions: hypotension, febrile non-hemolytic, acute hemolytic and delayed hemolytic.
		Added a possible case definition category for TTI for OPTIONAL reporting of syndromic cases that are not laboratory confirmed.
2.1.1	September 2013	Updated diagram in Section 1 and added version history for v2.0 and v2.1.
2.1.2	January 2014	Updated the incident codes in Section 4 and included required reporting of discards and total crossmatch procedures on the Monthly Reporting Denominators form in Section 5.
2.1.3	August 2014	Added a suggested citation for the surveillance protocol in Section 1. Updated the acute hemolytic case definition in Section 3 for clarity. Updated the reporting requirements in Section 5 for clarity.



Table of Contents

Section 1. Hemovigilance Module Surveillance Overview.....5

Section 2. Hemovigilance Module Annual Facility Survey6

Section 3: Hemovigilance Module Adverse Reactions8

Adverse Reaction Case Classification Criteria Tables 10

 Transfusion-associated circulatory overload (TACO)..... 10

 Transfusion-related acute lung injury (TRALI)..... 11

 Transfusion-associated dyspnea (TAD) 12

 Allergic reaction 13

 Hypotensive transfusion reaction 14

 Febrile non-hemolytic transfusion reaction (FNHTR) 15

 Acute hemolytic transfusion reaction (AHTR) 16

 Delayed hemolytic transfusion reaction (DHTR) 17

 Delayed serologic transfusion reaction (DSTR) 19

 Transfusion-associated graft vs. host disease (TAGVHD)..... 20

 Post transfusion purpura (PTP) 21

 Transfusion-transmitted infection (TTI) 22

 Other/Unknown..... 26

Adverse Reaction Glossary.....27

Section 4. Hemovigilance Module Incidents29

Incident Codes30

Occupation Codes34

Incident Glossary36

Section 5. Hemovigilance Module Denominators.....38



Section 1. Hemovigilance Module Surveillance Overview

Purpose

The National Healthcare Safety Network (NHSN) Hemovigilance (HV) Module was created to implement national surveillance of transfusion-associated adverse events aimed at improving patient safety, minimizing morbidity and mortality of transfusion recipients, and identifying emerging complications and pathogens associated with blood transfusion.

Settings

The Hemovigilance Module may be used by any U.S. healthcare facility where blood components and manufactured blood products are transfused (e.g., adult or pediatric facilities, acute or chronic care facilities). Surveillance must be performed facility-wide, including patient care areas for emergency, general medical, and surgical patients; obstetrics and gynecology; orthopedics, oncology, and other chronic diseases; and any other facility location where transfusions are administered.

Methods

The NHSN Hemovigilance Module requires comprehensive surveillance of patients and blood components throughout the transfusion process, from product receipt from supplier to administration to the patient. Participation in the NHSN Hemovigilance Module requires reporting of all adverse transfusion reactions and reaction-associated incidents that occur **for patients transfused at or by your facility** as well as a monthly summary of components transfused or discarded and patient samples collected for type and screen or crossmatch.

Data Collection Forms and Instructions

Paper versions of all forms used to collect data in the NHSN Hemovigilance Module are available on the [NHSN website](#). A link to the appropriate form(s) and their instructions is provided in the following sections for your convenience.

Training

Training presentations are available on the NHSN Biovigilance Component website for self-paced training and must be reviewed prior to participating in the Hemovigilance Module. CDC also provides webinar and in-person training opportunities for current NHSN participants. These opportunities are communicated through the NHSN blast email system.

User Support

CDC is available to answer your questions about the surveillance protocol and to help navigate the NHSN web application. Please contact us at nhsn@cdc.gov. Type **HEMOVIGILANCE MODULE** in the subject line for quickest routing to the Biovigilance/Hemovigilance Team.

Suggested Citation for the Hemovigilance Module Surveillance Protocol

U.S. Centers for Disease Control and Prevention. The National Healthcare Safety Network (NHSN) Manual: Biovigilance Component v2.1.3. Atlanta, GA: Division of Healthcare Quality Promotion, National Center for Emerging and Zoonotic Infectious Diseases. Available at: <http://www.cdc.gov/nhsn/PDFs/Biovigilance/BV-HV-protocol-current.pdf>. Accessed [enter date].

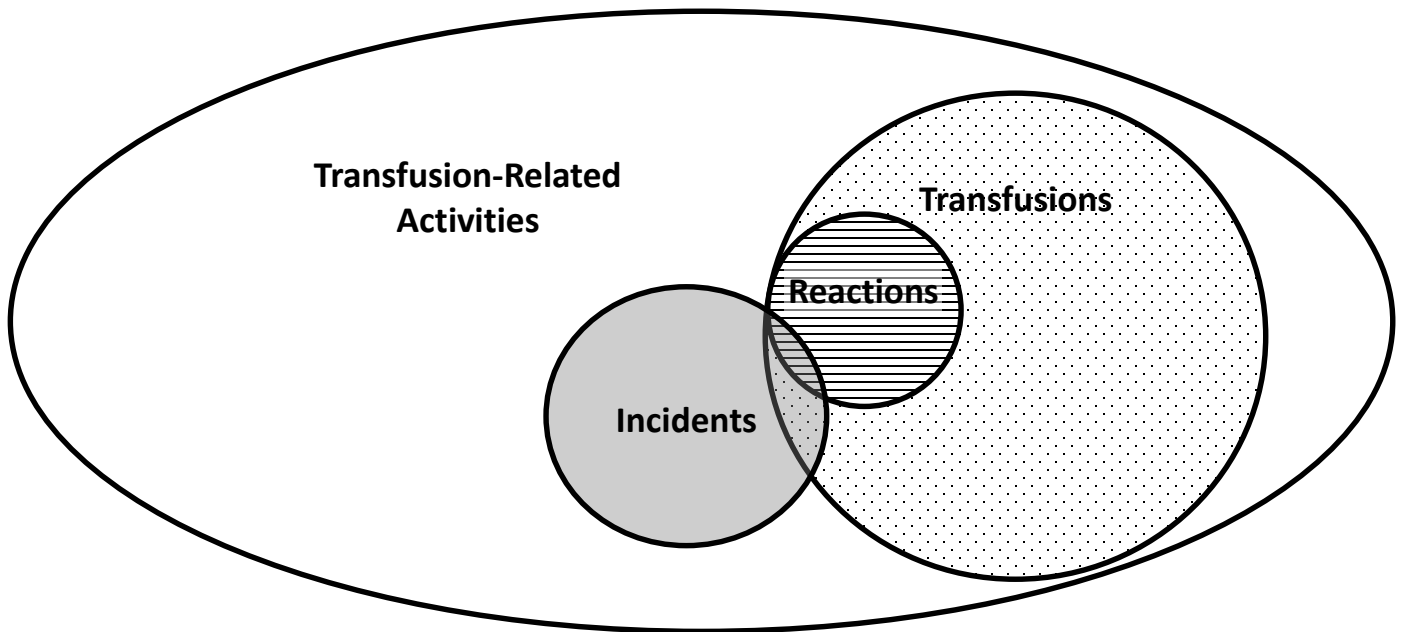


Key Terms (see Fig. 1)

- **Adverse event:** An unintended and undesirable occurrence before, during or after transfusion of blood or blood components. Adverse events include both incidents and adverse reactions.
- **Adverse reaction:** An undesirable response or effect in a patient temporally associated with the administration of blood or blood components. It may or may not be the result of an incident.
- **Incident:** Any error or accident that could affect the quality or efficacy of blood, blood components, or patient transfusions. It may or may not result in an adverse reaction in a transfusion recipient.
- **Near miss:** A subset of incidents that are discovered before the start of a transfusion that *could* have led to a wrongful transfusion or an adverse reaction in a transfusion recipient.

Data Reporting Requirements (See Fig. 1)

- At least 12 months of continuous surveillance
- An annual facility demographic and practice survey for each **calendar** year of participation
- ALL adverse reactions that follow transfusion **at or by your facility**
- ALL incidents (i.e., errors or accidents) associated with an adverse reaction
- The number of blood components transfused or discarded and patient samples collected for type



and screen or crossmatch each month

Figure 1. Venn diagram of NHSN Hemovigilance Module surveillance terms.

<p> Transfusion-Related Activities</p> <ul style="list-style-type: none"> • Patient Sample Collection • Sample Handling and Testing • Inventory Management • Patient Monitoring <p> Transfusion</p> <ul style="list-style-type: none"> • Number of Components • Number of Patients 	<p>Adverse Events</p> <p> Reactions</p> <p>Incidents</p> <p> Near Miss Incidents</p> <p> Incidents Related to Transfusion (No Adverse Reaction)</p> <p> Incidents Related to Transfusion and Adverse Reaction</p>
--	--



Section 2. Hemovigilance Module Annual Facility Survey

Required Reporting

Participating facilities must enter the Hemovigilance Module Annual Facility Survey at the time that they enroll or activate the Biovigilance Component and at the beginning of each calendar year thereafter. The survey is used by CDC to classify facilities for appropriate comparisons in aggregate data analyses and to learn more about common practices among transfusion services. The data collected in the survey covers the previous **calendar** year. For example, if the facility is enrolling in NHSN for the first time in October of 2013, report information for January 2012-December 2012 on the first Hemovigilance Module Annual Facility Survey. In January 2014, complete a new survey with data from January 2013-December 2013. CDC recommends collecting all survey information on a paper form before attempting to enter data into the web application.

Form

[CDC 57.300 Hemovigilance Module Annual Facility Survey](#)

Form Instructions

[CDC 57.300 Hemovigilance Module Annual Facility Survey Table of Instructions](#)



Section 3: Hemovigilance Module Adverse Reactions

Required Reporting

All CDC-defined transfusion-associated adverse reactions that are possibly, probably, or definitely related to a **transfusion performed by the participating facility** must be reported to NHSN. If a patient experiences more than one adverse reaction during or following the same transfusion episode, complete a separate form for each reaction. Adverse reaction reports should be entered into NHSN after an investigation of the reaction has been completed and imputability has been determined to the extent possible. Ideally, reports will be entered within 30 days of the month that the reaction occurred.

Optional Reporting

Reporting suspected adverse reactions where imputability is determined to be doubtful or ruled out is not required. A facility may report reactions determined to be doubtful or ruled out in order to use NHSN to document transfusion reaction **investigations** each month. Adverse reactions that are not defined in the surveillance protocol may also be reported using the 'Other' and 'Unknown' adverse reaction categories; standard severity and imputability criteria are provided for that purpose. CDC will not aggregate or analyze these optional reports.

Adverse Reaction Classification

Each CDC-defined transfusion-associated adverse reaction **must** be classified according to the reaction-specific case definition, severity, and imputability criteria printed in this section of the protocol. It is imperative that every facility classify adverse reactions according to protocol definitions. Accurate classification will usually require a detailed review of the patient record.

Surveillance definitions are distinctly different from clinical definitions. Surveillance definitions are designed to capture data consistently and reliably in order to identify trends and inform quality improvement practices. By using standardized surveillance definitions, data can be aggregated to create national benchmarks that will permit facilities to compare their performance to a national baseline as well as within their facility over time. The surveillance definitions are not intended as clinical diagnostic criteria or to provide treatment guidance.

Defined Adverse Reactions

- Transfusion-associated circulatory overload (TACO)
- Transfusion-related acute lung injury (TRALI)
- Transfusion-associated dyspnea (TAD)
- Allergic reaction (where severity = severe, life threatening, or death)
- Hypotensive transfusion reaction
- Febrile non-hemolytic transfusion reaction (FNHTR)
- Acute hemolytic transfusion reaction (AHTR)
- Delayed hemolytic transfusion reaction (DHTR)
- Delayed serologic transfusion reaction (DSTR)
- Transfusion-associated graft vs. host disease (TAGVHD)
- Post-transfusion purpura (PTP)
- Transfusion-transmitted infection (TTI)

Note



Reporting of adverse reactions to CDC through NHSN system does **NOT** take the place of reporting requirements for blood transfusion-associated adverse events to the Food and Drug Administration (FDA).

Form

[CDC 57.304 Hemovigilance Module Adverse Reaction](#)

Form Instructions

[CDC 57.304 Hemovigilance Module Adverse Reaction Table of Instructions](#)



Adverse Reaction Case Classification Criteria Tables

Transfusion-associated circulatory overload (TACO)

Case Definition	Severity	Imputability
<p>Definitive: New onset or exacerbation of 3 or more of the following within 6 hours of cessation of transfusion:</p> <ul style="list-style-type: none"> • Acute respiratory distress (dyspnea, orthopnea, cough) • Elevated brain natriuretic peptide (BNP) • Elevated central venous pressure (CVP) • Evidence of left heart failure • Evidence of positive fluid balance • Radiographic evidence of pulmonary edema <p>Probable: N/A</p> <p>Possible: N/A</p>	<p>Non-severe: Medical intervention (e.g. symptomatic treatment) is required but lack of such would not result in permanent damage or impairment of a bodily function.</p> <p>Severe: Inpatient hospitalization or prolongation of hospitalization is directly attributable to the adverse reaction, persistent or significant disability or incapacity of the patient occurs as a result of the reaction, or a medical or surgical intervention is necessary to preclude permanent damage or impairment of a body function.</p> <p>Life-threatening: Major intervention required following the transfusion (e.g. vasopressors, intubation, transfer to intensive care) to prevent death.</p> <p>Death: The recipient died as a result of the adverse transfusion reaction. Death should be used if death is possibly, probably or definitely related to transfusion. If the patient died of a cause other than the transfusion, the severity of the reaction should be graded as appropriate given the clinical circumstances related to the reaction.</p> <p>Not Determined: The severity of the adverse reaction is unknown or not stated.</p>	<p>Definite: No other explanations for circulatory overload are possible.</p> <p>Probable: Transfusion is a likely contributor to circulatory overload AND EITHER The patient received other fluids as well OR The patient has a history of cardiac insufficiency that could explain the circulatory overload, but transfusion is just as likely to have caused the circulatory overload.</p> <p>Possible: The patient has a history of pre-existing cardiac insufficiency that most likely explains circulatory overload.</p> <p style="text-align: center;">OPTIONAL</p> <p>Doubtful: Evidence is clearly in favor of a cause other than the transfusion, but transfusion cannot be excluded.</p> <p>Ruled Out: There is conclusive evidence beyond reasonable doubt of a cause other than the transfusion.</p> <p>Not Determined: The relationship between the adverse reaction and the transfusion is unknown or not stated.</p>



Transfusion-related acute lung injury (TRALI)

Case Definition	Severity	Imputability
<p>Definitive: NO evidence of acute lung injury (ALI) prior to transfusion AND ALI onset during or within 6 hours of cessation of transfusion AND Hypoxemia defined by any of these methods:</p> <ul style="list-style-type: none"> • PaO₂/FiO₂ less than or equal to 300 mm Hg • Oxygen saturation less than 90% on room air • Other clinical evidence <p>AND Radiographic evidence of bilateral infiltrates AND No evidence of left atrial hypertension (i.e., circulatory overload)</p> <p>Probable: N/A</p> <p>Possible: N/A</p>	<p>Non-severe: Medical intervention (e.g. symptomatic treatment) is required but lack of such would not result in permanent damage or impairment of a bodily function.</p> <p>Severe: Inpatient hospitalization or prolongation of hospitalization is directly attributable to the adverse reaction, persistent or significant disability or incapacity of the patient occurs as a result of the reaction, or a medical or surgical intervention is necessary to preclude permanent damage or impairment of a body function.</p> <p>Life-threatening: Major intervention required following the transfusion (e.g. vasopressors, intubation, transfer to intensive care) to prevent death.</p> <p>Death: The recipient died as a result of the adverse transfusion reaction. Death should be used if death is possibly, probably or definitely related to transfusion. If the patient died of a cause other than the transfusion, the severity of the reaction should be graded as appropriate given the clinical circumstances related to the reaction.</p> <p>Not Determined: The severity of the adverse reaction is unknown or not stated.</p>	<p>Definite: There are no alternative risk factors for ALI present.</p> <p>Probable: N/A</p> <p>Possible: There is evidence of other causes for acute lung injury such as:</p> <p>Direct Lung Injury</p> <ul style="list-style-type: none"> • Aspiration • Pneumonia • Toxic inhalation • Lung contusion • Near drowning <p>Indirect Lung Injury</p> <ul style="list-style-type: none"> • Severe sepsis • Shock • Multiple trauma • Burn injury • Acute pancreatitis • Cardiopulmonary bypass • Drug overdose <hr/> <p style="text-align: center;">OPTIONAL</p> <p>Doubtful: Evidence is clearly in favor of a cause other than the transfusion, but transfusion cannot be excluded.</p> <p>Ruled Out: There is conclusive evidence beyond reasonable doubt of a cause other than the transfusion.</p> <p>Not Determined: The relationship between the adverse reaction and the transfusion is unknown or not stated.</p>



Transfusion-associated dyspnea (TAD)

Case Definition	Severity	Imputability
<p>Definitive: Acute respiratory distress occurring within 24 hours of cessation of transfusion</p> <p>AND Allergic reaction, TACO, and TRALI definitions are not applicable.</p> <p>Probable: N/A</p> <p>Possible: N/A</p>	<p>Non-severe: Medical intervention (e.g. symptomatic treatment) is required but lack of such would not result in permanent damage or impairment of a bodily function.</p> <p>Severe: Inpatient hospitalization or prolongation of hospitalization is directly attributable to the adverse reaction, persistent or significant disability or incapacity of the patient occurs as a result of the reaction, or a medical or surgical intervention is necessary to preclude permanent damage or impairment of a body function.</p> <p>Life-threatening: Major intervention required following the transfusion (e.g. vasopressors, intubation, transfer to intensive care) to prevent death.</p> <p>Death: The recipient died as a result of the adverse transfusion reaction. Death should be used if death is possibly, probably or definitely related to transfusion. If the patient died of a cause other than the transfusion, the severity of the reaction should be graded as appropriate given the clinical circumstances related to the reaction.</p> <p>Not Determined: The severity of the adverse reaction is unknown or not stated.</p>	<p>Definite: Patient has no other conditions that could explain symptoms.</p> <p>Probable: There are other potential causes that could explain symptoms, but transfusion is the most likely cause.</p> <p>Possible: Other present causes are most likely, but transfusion cannot be ruled out.</p>
		<p style="text-align: center;">OPTIONAL</p> <p>Doubtful: Evidence is clearly in favor of a cause other than the transfusion, but transfusion cannot be excluded.</p> <p>Ruled Out: There is conclusive evidence beyond reasonable doubt of a cause other than the transfusion.</p> <p>Not Determined: The relationship between the adverse reaction and the transfusion is unknown or not stated.</p>



Allergic reaction

Note: Minor allergic reactions (Non-severe) do not have to be reported to NHSN.

Case Definition	Severity	Imputability
<p>Definitive: 2 or more of the following occurring during or within 4 hours of cessation of transfusion:</p> <ul style="list-style-type: none"> • Conjunctival edema • Edema of lips, tongue and uvula • Erythema and edema of the periorbital area • Generalized flushing • Hypotension • Localized angioedema • Maculopapular rash • Pruritus (itching) • Respiratory distress; bronchospasm • Urticaria (hives) <p>Probable: ANY 1 of the following occurring during or within 4 hours of cessation of transfusion:</p> <ul style="list-style-type: none"> • Conjunctival edema • Edema of lips, tongue and uvula • Erythema and edema of the periorbital area • Localized angioedema • Maculopapular rash • Pruritus (itching) • Urticaria (hives) 	<p>Severe, Life-threatening, Death: Involves respiratory and/or cardiovascular systems and presents like an anaphylactic reaction. There is anaphylaxis when, in addition to mucocutaneous symptoms, there are airway symptoms, hypotension, or associated symptoms like hypotonia and syncope. The respiratory signs and symptoms may be laryngeal (tightness in the throat, dysphagia, dysphonia, hoarseness, stridor) or pulmonary (dyspnea, cough, wheezing, bronchospasm, hypoxemia). Such a reaction usually occurs during or shortly after cessation of transfusion.</p> <p>Death should be used if death is possibly, probably or definitely related to transfusion. If the patient died of a cause other than the transfusion, the severity of the reaction should be graded as appropriate given the clinical circumstances related to the reaction.</p> <p>Not Determined: The severity of the adverse reaction is unknown or not stated.</p>	<p>Definite: Occurs during or within 2 hours of cessation of transfusion AND No other evidence of environmental, drug or dietary risks.</p> <p>Probable: Occurs during or within 2 hours of cessation of transfusion AND There are other potential causes present that could explain symptoms, but transfusion is the most likely cause.</p> <p>Possible: Occurs 2 - 4 hours after cessation of transfusion OR Other present causes are most likely, but transfusion cannot be ruled out.</p>
OPTIONAL	OPTIONAL	OPTIONAL
<p>Possible: N/A</p>	<p>Non-severe: There is no immediate risk to the life of the patient, and the patient responds quickly to symptomatic treatment.</p>	<p>Doubtful: Evidence is clearly in favor of a cause other than the transfusion, but transfusion cannot be excluded.</p> <p>Ruled Out: There is conclusive evidence beyond reasonable doubt of a cause other than the transfusion.</p> <p>Not Determined: The relationship between the adverse reaction and the</p>



		transfusion is unknown or not stated.
--	--	---------------------------------------

Hypotensive transfusion reaction

Case Definition	Severity	Imputability
<p>Definitive: All other adverse reactions presenting with hypotension are excluded AND Hypotension occurs during or within 1 hour after cessation of transfusion.</p> <ul style="list-style-type: none"> • Adults (18 years and older): Drop in systolic BP of greater than or equal to 30 mmHg and systolic BP less than or equal to 80 mmHg. • Infants, children and adolescents (1 year to less than 18 years old): Greater than 25% drop in systolic BP from baseline (e.g., drop in systolic BP of 120mmHg to below 90mmHg). • Neonates and small infants (less than 1 year old OR any age and less than 12 kg body weight): Greater than 25% drop in baseline value using whichever measurement is being recorded (e.g., mean BP). <p>Probable: N/A</p>	<p>Non-severe: The recipient required no more than discontinuation of transfusion and symptom management and no long-term morbidity resulted from the reaction.</p> <p>Severe: Inpatient hospitalization or prolongation of hospitalization is directly attributable to hypotension, or hypotension led directly to long-term morbidity (e.g., brain damage) AND Vasopressors were not required.</p> <p>Life-threatening: The recipient required vasopressors.</p> <p>Death: The recipient died as a result of the adverse transfusion reaction. Death should be used if death is possibly, probably or definitely related to transfusion. If the patient died of a cause other than the transfusion, the severity of the reaction should be graded as appropriate given the clinical circumstances related to the reaction.</p>	<p>Definite: Occurs less than 15 minutes after the start of the transfusion AND Responds rapidly (i.e., within 10 minutes) to cessation of transfusion and supportive treatment AND The patient has no other conditions that could explain hypotension.</p> <p>Probable: Onset is between 15 minutes after start and 1 hour after cessation of transfusion OR The patient does not respond rapidly to cessation of transfusion and supportive treatment OR There are other potential causes present that could explain hypotension, but transfusion is the most likely cause.</p> <p>Possible: Other conditions that could readily explain hypotension are present.</p>
OPTIONAL		OPTIONAL
Possible:		Doubtful:



<p>Hypotension occurs, does not meet the criteria above. Other, more specific reaction definitions do not apply.</p>	<p>Not Determined: The severity of the adverse reaction is unknown or not stated.</p>	<p>Evidence is clearly in favor of a cause other than the transfusion, but transfusion cannot be excluded.</p> <p>Ruled Out: There is conclusive evidence beyond reasonable doubt of a cause other than the transfusion.</p> <p>Not Determined: The relationship between the adverse reaction and the transfusion is unknown or not stated.</p>
--	---	---

Febrile non-hemolytic transfusion reaction (FNHTR)

Note: Reactions may be classified as FNHTRs in the absence of fever if chills or rigors occur.

Case Definition	Severity	Imputability
<p>Definitive: Occurs during or within 4 hours of cessation of transfusion AND EITHER Fever (greater than or equal to 38°C/100.4°F oral and a change of at least 1°C/1.8°F) from pre-transfusion value) OR Chills/rigors are present.</p> <p>Probable: N/A</p>	<p>Non-severe: Medical intervention (e.g. symptomatic treatment) is required but lack of such would not result in permanent damage or impairment of a bodily function.</p> <p>Severe: Inpatient hospitalization or prolongation of hospitalization is directly attributable to the adverse reaction, persistent or significant disability or incapacity of the patient occurs as a result of the reaction, or a medical or surgical intervention is necessary to preclude permanent damage or impairment of a body function.</p>	<p>Definite: Patient has no other conditions that could explain signs/symptoms.</p> <p>Probable: There are other potential causes present that could explain signs/symptoms, but transfusion is the most likely cause.</p> <p>Possible: Other present causes are most likely, but transfusion cannot be ruled out.</p>
OPTIONAL		OPTIONAL
<p>Possible: FNHTR is suspected, but reported symptoms and/or available information are not sufficient to meet the criteria defined above. Other, more specific adverse reaction definitions do not apply.</p>	<p>Life-threatening: Major intervention required following the transfusion (e.g. vasopressors, intubation, transfer to intensive care) to prevent death.</p> <p>Death: The recipient died as a result of the adverse transfusion reaction. Death should be used if death is possibly, probably or definitely related to transfusion. If the patient died of a cause other than the transfusion, the severity of the reaction should be graded as appropriate given the clinical circumstances related to the reaction.</p> <p>Not Determined: The severity of the adverse reaction is unknown or not stated.</p>	<p>Doubtful: Evidence is clearly in favor of a cause other than the transfusion, but transfusion cannot be excluded.</p> <p>Ruled Out: There is conclusive evidence beyond reasonable doubt of a cause other than the transfusion.</p> <p>Not Determined: The relationship between the adverse reaction and the transfusion is unknown or not stated.</p>



Acute hemolytic transfusion reaction (AHTR)

Note: Report hemolytic reactions resulting from immune or non-immune causes, including when the recipient is **intentionally** transfused with incompatible blood components.

Case Definition	Severity	Imputability
<p>Definitive: Occurs during, or within 24 hours of cessation of transfusion with new onset of ANY of the following signs/symptoms:</p> <ul style="list-style-type: none"> • Back/flank pain • Chills/rigors • Disseminated intravascular coagulation (DIC) • Epistaxis • Fever • Hematuria (gross visual hemolysis) • Hypotension • Oliguria/anuria • Pain and/or oozing at IV site • Renal failure <p>AND 2 or more of the following:</p> <ul style="list-style-type: none"> • Decreased fibrinogen • Decreased haptoglobin • Elevated bilirubin • Elevated LDH • Hemoglobinemia • Hemoglobinuria • Plasma discoloration c/w hemolysis • Spherocytes on blood film <p>AND EITHER (IMMUNE-MEDIATED) Positive direct antiglobulin test (DAT) for anti-IgG or anti-C3 AND Positive elution test with alloantibody present on the transfused red blood cells OR (NON-IMMUNE MEDIATED) Serologic testing is negative, and physical cause (e.g., thermal, osmotic, mechanical, chemical) is confirmed.</p> <p>Probable: Meets signs and symptoms criteria for acute hemolysis AND EITHER (IMMUNE MEDIATED) Physical cause is excluded but serologic evidence is not sufficient to meet definitive criteria OR (NON-IMMUNE MEDIATED) Physical cause is suspected and serologic testing is negative.</p>	<p>Non-severe: Medical intervention (e.g. symptomatic treatment) is required but lack of such would not result in permanent damage or impairment of a bodily function.</p> <p>Severe: Inpatient hospitalization or prolongation of hospitalization is directly attributable to the adverse reaction, persistent or significant disability or incapacity of the patient occurs as a result of the reaction, or a medical or surgical intervention is necessary to preclude permanent damage or impairment of a body function.</p> <p>Life-threatening: Major intervention required following the transfusion (e.g. vasopressors, intubation, transfer to intensive care) to prevent death.</p> <p>Death: The recipient died as a result of the adverse transfusion reaction. Death should be used if death is possibly, probably or definitely related to transfusion. If the patient died of a cause other than the transfusion, the severity of the reaction should be graded as appropriate given the clinical circumstances related to the reaction.</p> <p>Not Determined: The severity of the adverse reaction is unknown or not stated.</p>	<p>Definite: ABO or other allotypic RBC antigen incompatibility is known OR Only transfusion-related (i.e., immune or non-immune) cause of acute hemolysis is present.</p> <p>Probable: There are other potential causes present that could explain acute hemolysis, but transfusion is the most likely cause.</p> <p>Possible: Other causes of acute hemolysis are more likely, but transfusion cannot be ruled out.</p>
OPTIONAL		
<p>Possible:</p>		<p>Doubtful: Evidence is clearly in favor of a cause other than the transfusion, but transfusion cannot be excluded.</p> <p>Ruled Out: There is conclusive evidence beyond reasonable doubt of a cause other than the transfusion.</p> <p>Not Determined: The relationship between the adverse reaction and the transfusion is unknown or not stated.</p>



<p>AHTR is suspected within 24 hours of cessation of transfusion, but symptoms, test results, and/or information are not sufficient to meet the criteria defined above. Other, more specific adverse definitions do not apply.</p>		
--	--	--

Delayed hemolytic transfusion reaction (DHTR)

Note: Report all hemolytic reactions, including when the recipient is **intentionally** transfused with incompatible blood components.

Case Definition	Severity	Imputability
<p>Definitive: Positive direct antiglobulin test (DAT) for antibodies developed between 24 hours and 28 days after cessation of transfusion AND EITHER Positive elution test with alloantibody present on the transfused red blood cells OR Newly-identified red blood cell alloantibody in recipient serum AND EITHER Inadequate rise of post-transfusion hemoglobin level or rapid fall in hemoglobin back to pre-transfusion levels OR Otherwise unexplained appearance of spherocytes.</p> <p>Probable: Newly-identified red blood cell alloantibody demonstrated between 24 hours and 28 days after cessation of transfusion BUT Incomplete laboratory evidence to meet definitive case definition criteria.</p> <p>NOTE: Patient may be asymptomatic or have symptoms that are similar to but milder than AHTR; symptoms are not required to meet case definition criteria.</p>	<p>Non-severe: Medical intervention (e.g. symptomatic treatment) is required but lack of such would not result in permanent damage or impairment of a bodily function.</p> <p>Severe: Inpatient hospitalization or prolongation of hospitalization is directly attributable to the adverse reaction, persistent or significant disability or incapacity of the patient occurs as a result of the reaction, or a medical or surgical intervention is necessary to preclude permanent damage or impairment of a body function.</p> <p>Life-threatening: Major intervention required following the transfusion (e.g. vasopressors, intubation, transfer to intensive care) to prevent death.</p> <p>Death: The recipient died as a result of the adverse transfusion reaction. Death should be used if death is possibly, probably or definitely related to transfusion. If the patient died of a cause other than the transfusion, the severity of the reaction should be graded as appropriate given the clinical circumstances related to the reaction.</p>	<p>Definite: No other explanation for symptoms or newly-identified antibody is present.</p> <p>Probable: An alternate explanation for symptoms or newly-identified antibody is present, but transfusion is the most likely cause.</p> <p>Possible: Other explanations for symptoms or newly-identified antibody are more likely, but transfusion cannot be ruled out.</p>
OPTIONAL		OPTIONAL
<p>Possible: DHTR is suspected, but reported symptoms, test results, and/or available information are not sufficient to meet the criteria defined above.</p>	<p>Not Determined:</p>	<p>Doubtful: Evidence is clearly in favor of a cause other than the transfusion, but transfusion cannot be excluded.</p> <p>Ruled Out:</p>



Other, more specific adverse reaction definitions do not apply.	The severity of the adverse reaction is unknown or not stated.	There is conclusive evidence beyond reasonable doubt of a cause other than the transfusion. Not Determined: The relationship between the adverse reaction and the transfusion is unknown or not stated.
---	--	--



Delayed serologic transfusion reaction (DSTR)

Note: Delayed serologic reactions should only be reported for patients **transfused by your facility**.

Case Definition	Severity	Imputability	
<p>Definitive: Absence of clinical signs of hemolysis AND Demonstration of new, clinically-significant antibodies against red blood cells BY EITHER Positive direct antiglobulin test (DAT) OR Positive antibody screen with newly identified RBC alloantibody.</p> <p>Probable: N/A</p> <p>Possible: N/A</p>	<p>Not Determined: Since this is by definition a reaction with no clinical symptoms, severity of the reaction cannot be graded.</p>	<p>Definite: New alloantibody is identified between 24 hours and 28 days after cessation of transfusion AND Transfusion performed by your facility is the only possible cause for seroconversion.</p> <p>Probable: New alloantibody is identified between 24 hours and 28 days after cessation of transfusion AND The patient has other exposures (e.g. transfusion by another facility or pregnancy) that could explain seroconversion, but transfusion by your facility is the most likely cause.</p> <p>Possible: New alloantibody is identified between 24 hours and 28 days after cessation of transfusion AND The patient was transfused by your facility, but other exposures are present that most likely explain seroconversion.</p>	
		OPTIONAL	
		<p>Doubtful: Evidence is clearly in favor of a cause other than the transfusion, but transfusion cannot be excluded.</p> <p>Ruled Out: There is conclusive evidence beyond reasonable doubt of a cause other than the transfusion.</p> <p>Not Determined: The relationship between the adverse reaction and the transfusion is unknown or not stated.</p>	



Transfusion-associated graft vs. host disease (TAGVHD)

Case Definition	Severity	Imputability
<p>Definitive: A clinical syndrome occurring from 2 days to 6 weeks after cessation of transfusion characterized by:</p> <ul style="list-style-type: none"> • Characteristic rash: erythematous, maculopapular eruption centrally that spreads to extremities and may, in severe cases, progress to generalized erythroderma and hemorrhagic bullous formation. • Diarrhea • Fever • Hepatomegaly • Liver dysfunction (i.e., elevated ALT, AST, Alkaline phosphatase, and bilirubin) • Marrow aplasia • Pancytopenia <p>AND Characteristic histological appearance of skin or liver biopsy.</p> <p>Probable: Meets definitive criteria EXCEPT Biopsy negative or not done.</p> <p>Possible: N/A</p>	<p>Non-severe: N/A</p> <p>Severe: Patient had marked symptoms and responded to treatment.</p> <p>Life-threatening: Patient had severe symptoms and required life-saving treatment (e.g., immunosuppression).</p> <p>Death: The recipient died as a result of the adverse transfusion reaction. Death should be used if death is possibly, probably or definitely related to transfusion. If the patient died of a cause other than the transfusion, the severity of the reaction should be graded as appropriate given the clinical circumstances related to the reaction.</p> <p>Not Determined: The severity of the adverse reaction is unknown or not stated.</p>	<p>Definite: WBC chimerism present in the absence of alternative diagnoses.</p> <p>Probable: WBC chimerism present BUT Other potential causes are present (e.g., stem cell transplantation).</p> <p>Possible: WBC chimerism not present or not done OR Alternative explanations are more likely (e.g., solid organ transplantation).</p> <p style="text-align: center;">OPTIONAL</p> <p>Doubtful: Evidence is clearly in favor of a cause other than the transfusion, but transfusion cannot be excluded.</p> <p>Ruled Out: There is conclusive evidence beyond reasonable doubt of a cause other than the transfusion.</p> <p>Not Determined: The relationship between the adverse reaction and the transfusion is unknown or not stated.</p>



Post transfusion purpura (PTP)

Case Definition	Severity	Imputability
<p>Definitive: Alloantibodies in the patient directed against HPA or other platelet specific antigen detected at or after development of thrombocytopenia AND Thrombocytopenia (i.e., decrease in platelets to less than 20% of pre-transfusion count).</p> <p>Probable: Alloantibodies in the patient directed against HPA or other platelet specific antigen detected at or after development of thrombocytopenia. AND Decrease in platelets to levels between 20% and 80% of pre-transfusion count.</p>	<p>Non-severe: Medical intervention (e.g. symptomatic treatment) is required but lack of such would not result in permanent damage or impairment of a bodily function.</p> <p>Severe: Inpatient hospitalization or prolongation of hospitalization is directly attributable to the adverse reaction, persistent or significant disability or incapacity of the patient occurs as a result of the reaction, or a medical or surgical intervention is necessary to preclude permanent damage or impairment of a body function.</p> <p>Life-threatening: Major intervention required following the transfusion (e.g. vasopressors, intubation, transfer to intensive care) to prevent death.</p> <p>Death: The recipient died as a result of the adverse transfusion reaction. Death should be used if death is possibly, probably or definitely related to transfusion. If the patient died of a cause other than the transfusion, the severity of the reaction should be graded as appropriate given the clinical circumstances related to the reaction.</p> <p>Not Determined: The severity of the adverse reaction is unknown or not stated.</p>	<p>Definite: Occurs 5-12 days post-transfusion AND Patient has no other conditions to explain thrombocytopenia.</p> <p>Probable: Occurs less than 5 or more than 12 days post-transfusion OR There are other potential causes present that could explain thrombocytopenia, but transfusion is the most likely cause.</p> <p>Possible: Alternate explanations for thrombocytopenia are more likely, but transfusion cannot be ruled out.</p>
OPTIONAL		OPTIONAL
<p>Possible: PTP is suspected, but laboratory findings and/or information are not sufficient to meet defined criteria above. For example, the patient has a drop in platelet count to less than 80% of pre-transfusion count but HPA antibodies were not tested or were negative. Other, more specific adverse reaction definitions do not apply.</p>		<p>Doubtful: Evidence is clearly in favor of a cause other than the transfusion, but transfusion cannot be excluded.</p> <p>Ruled Out: There is conclusive evidence beyond reasonable doubt of a cause other than the transfusion.</p> <p>Not Determined: The relationship between the adverse reaction and the transfusion is unknown or not stated.</p>



Transfusion-transmitted infection (TTI)

Case Definition	Severity	Imputability
<p>Definitive: Laboratory evidence of a pathogen in the transfusion recipient.</p> <p>Probable: N/A</p>	<p>Non-severe: Medical intervention (e.g. symptomatic treatment) is required but lack of such would not result in permanent damage or impairment of a bodily function.</p> <p>Severe: Inpatient hospitalization or prolongation of hospitalization is directly attributable to the adverse reaction, persistent or significant disability or incapacity of the patient occurs as a result of the reaction, or a medical or surgical intervention is necessary to preclude permanent damage or impairment of a body function.</p>	<p>Definite: ONE or more of the following:</p> <ul style="list-style-type: none"> Evidence of the pathogen in the transfused component Evidence of the pathogen in the donor at the time of donation Evidence of the pathogen in an additional component from the same donation Evidence of the pathogen in an additional recipient of a component from the same donation <p>AND No other potential exposures to the pathogen could be identified in the recipient.</p> <p>AND EITHER Evidence that the recipient was not infected with the pathogen prior to transfusion OR Evidence that the identified pathogen strains are related by molecular or extended phenotypic comparison testing with statistical confidence (p<0.05).</p> <p>Probable: ONE or more of the following:</p> <ul style="list-style-type: none"> Evidence of the pathogen in the transfused component Evidence of the pathogen in the donor at the time of donation Evidence of the pathogen in an additional component from the same donation Evidence of the pathogen in an additional recipient of a component from the same donation. <p>AND EITHER: Evidence that the recipient was not infected with this pathogen prior to transfusion OR No other potential exposures to the pathogen could be identified in the recipient.</p> <p>Possible: Case fails to meet definite, probable, doubtful, or ruled out imputability criteria.</p>
OPTIONAL		OPTIONAL
<p>Possible: Temporally associated unexplained clinical illness consistent with infection, but no pathogen is detected in the recipient. Other, more specific adverse reactions are ruled out.</p> <p>Note: Possible cases cannot meet the definite or probable imputability criteria.</p>	<p>Life-threatening: Major intervention required following the transfusion (e.g. vasopressors, intubation, transfer to intensive care) to prevent death.</p> <p>Death: The recipient died as a result of the adverse transfusion reaction.</p> <p>Not Determined: The severity of the adverse reaction is</p>	<p>Doubtful: Laboratory evidence that the recipient was infected with this pathogen prior to transfusion OR Evidence is clearly in favor of a cause other than transfusion, but transfusion cannot be excluded.</p> <p>Ruled Out: ALL of the following (where applicable):</p> <ul style="list-style-type: none"> Evidence that the transfused component was negative for this pathogen at the time of transfusion Evidence that the donor was negative for this pathogen at the time of donation Evidence that additional components from the same donation were negative for this pathogen <p>OR There is conclusive evidence beyond reasonable doubt of a cause other than the transfusion.</p> <p>Not Determined: The relationship between the adverse reaction and the transfusion is unknown or not stated.</p>



NHSN Biovigilance Component
Hemovigilance Module Surveillance Protocol v2.1.3
www.cdc.gov/nhsn

	unknown or not stated.	
--	------------------------	--



Transfusion-transmitted infection (TTI)

(continued)

Pathogens of well-documented importance in blood safety.

These pathogens have public health significance for hemovigilance, are well-documented blood stream pathogens, and/or are routinely screened for in blood donors. A full list of potentially infectious organisms is available in the drop-down pathogen list in NHSN.

Bacterial	Viral	Parasitic	Other
<i>Enterobacter cloacae</i>	Cytomegalovirus (CMV)	Babesiosis (<i>Babesia spp.</i>)	Creutzfeldt-Jakob Disease, Variant (vCJD)
<i>Escherichia coli</i>	<i>Enterovirus spp.</i>	Chagas disease (<i>Trypanosoma cruzi</i>)	
<i>Klebsiella oxytoca</i>	Epstein Barr (EBV)	Malaria (<i>Plasmodium spp.</i>)	
<i>Klebsiella pneumoniae</i>	Hepatitis A		
<i>Pseudomonas aeruginosa</i>	Hepatitis B		
<i>Serratia marcescens</i>	Hepatitis C		
<i>Staphylococcus aureus</i>	Human Immunodeficiency Virus 1 (HIV-1)		
<i>Staphylococcus epidermidis</i>	Human Immunodeficiency Virus 2 (HIV-2)		
<i>Staphylococcus lugdunensis</i>	Human Parvovirus B-19		
Syphilis (<i>Treponema pallidum</i>)	Human T-Cell Lymphotropic Virus-1 (HTLV-1)		
<i>Yersinia enterocolitica</i>	Human T-Cell Lymphotropic Virus-2 (HTLV-2)		
	West Nile Virus (WNV)		

Investigation triggers for potential transfusion-transmitted infections:

1. Identification by testing (e.g., gram stain, other smear/staining, culture, or other method) of a bacterial, mycobacterial, or fungal pathogen in a recipient within the time period from exposure (i.e., transfusion) to onset of infection appropriate for the suspected pathogen.
2. Identification of an unexpected virus in the transfusion recipient by testing (e.g., culture, direct fluorescent antibody, or polymerase chain reaction) within the time period from exposure (i.e., transfusion) to onset of infection appropriate for the suspected virus.
3. Identification of an unexpected parasite in the recipient by testing (e.g., blood smear, histopathology, serologic testing, or polymerase chain reaction) within the time period from exposure (i.e., transfusion) to onset of infection appropriate for the suspected parasite.
4. Any of the above laboratory findings in the recipient unit upon residual testing.
5. Unexplained clinical events occurring after transfusion that are consistent with transfusion-transmitted infection, such as:
 - a. Encephalitis, meningitis, or other unexplained central nervous system abnormalities.
 - b. Sepsis with or without multi-organ system dysfunction.
 - c. Hemolytic anemia and/or fever (e.g., in cases of transfusion-associated babesiosis or malaria).
 - d. Recipient death.
6. For pathogens routinely screened in the blood donor, any infection in the recipient occurring within 6 months after transfusion if:
 - a. The index donation testing was negative but
 - b. The donor was subsequently found to be infected, and
 - c. The recipient had no pre-transfusion history of the same infection.



*NHSN Biovigilance Component
Hemovigilance Module Surveillance Protocol v2.1.3*
www.cdc.gov/nhsn



Other or Unknown

Other: Use this option if the recipient experienced an adverse reaction that is not defined in the Hemovigilance Module surveillance protocol (e.g., transfusion-associated acute gut injury (TRAGI), transfusion-associated immunomodulation (TRIM), iron overload, microchimerism, hyperkalemia, thrombosis).

Unknown: Use this category if the patient experienced transfusion-related symptoms, but the medical event that caused those symptoms could not be classified.

Note: Reporting 'Other' and 'Unknown' reactions is not required by CDC.

REPORTING OPTIONAL		
Case Definition	Severity	Imputability
<p>Not Applicable: CDC does not specifically define the 'Other' or 'Unknown' adverse reaction categories, therefore the case definition criteria may only be reported as N/A.</p>	<p>Non-severe: Medical intervention (e.g. symptomatic treatment) is required but lack of such would not result in permanent damage or impairment of a bodily function.</p> <p>Severe: Inpatient hospitalization or prolongation of hospitalization is directly attributable to the adverse reaction, persistent or significant disability or incapacity of the patient occurs as a result of the reaction, or a medical or surgical intervention is necessary to preclude permanent damage or impairment of a body function.</p> <p>Life-threatening: Major intervention required following the transfusion (e.g. vasopressors, intubation, transfer to intensive care) to prevent death.</p> <p>Death: The recipient died as a result of the adverse transfusion reaction. Death should be used if death is possibly, probably or definitely related to transfusion. If the patient died of a cause other than the transfusion, the severity of the reaction should be graded as appropriate given the clinical circumstances related to the reaction.</p> <p>Not Determined: The severity of the adverse reaction is unknown or not stated.</p>	<p>Definite: Conclusive evidence exists that the adverse reaction can be attributed to the transfusion.</p> <p>Probable: Evidence is clearly in favor of attributing the adverse reaction to the transfusion.</p> <p>Possible: Evidence is indeterminate for attributing the adverse reaction to the transfusion or an alternate cause.</p> <p>Doubtful: Evidence is clearly in favor of a cause other than the transfusion, but transfusion cannot be excluded.</p> <p>Ruled Out: There is conclusive evidence beyond reasonable doubt of a cause other than the transfusion.</p> <p>Not Determined: The relationship between the adverse reaction and the transfusion is unknown or not stated.</p>



Adverse Reaction Glossary

Antibodies often associated with AHTR, DHTR, DSTR:

Anti-A	Anti-B	Anti-A,B	Anti-C	Anti-c	Anti-D	Anti-E	Anti-e	Anti-Fy ^a
Anti-Fy ^b	Anti-Jk ^a	Anti-Jk ^b	Anti-K	Anti-k	Anti-M	Anti-S	Other	

Bronchospasm (wheezing): A contraction of smooth muscle in the walls of the bronchi and bronchioles, causing acute narrowing and obstruction of the respiratory airway. This constriction can result in a rasp or whistling sound while breathing.

Chills/rigors: A feeling of cold with shivering or shaking and pallor.

Disseminated intravascular coagulation (DIC): Bleeding disorder characterized by reduction in the factors involved in blood clotting due to their use in widespread clotting within the vessels. The intravascular clotting ultimately produces hemorrhage because of rapid consumption of clotting factors.

Edema: Swelling of soft tissues as a result of excessive fluid accumulation.

Epistaxis: Bleeding from the nose.

Fever: For the purposes of hemovigilance, an increase of at least 1°C in temperature over the pre-transfusion value.

Hematuria: Presence of blood or red blood cells in the urine.

Hemoglobinemia: The presence of free hemoglobin in the blood plasma.

Hemoglobinuria: Presence of free hemoglobin in the urine.

Hypoxemia: Abnormal deficiency in the concentration of oxygen in arterial blood. PaO₂ / FiO₂ less than or equal to 300 mm Hg OR oxygen saturation is less than 90% on room air.

Jaundice: New onset or worsening of yellow discoloration (icterus) of the skin or sclera (scleral icterus) secondary to an increased level of bilirubin.

Oliguria: New onset of decreased urinary output (less than 500cc output per 24 hours).

Other rash: Non-urticarial skin rash.

Pruritus: Itching.

Shock: A drop in blood pressure accompanied by a drop in cardiac output including rapid heart rate (increase to 100 beats per minute or more), rapid breathing, cutaneous vasoconstriction, pallor, sweating, decreased or scanty urine production, agitation and/or loss of consciousness that required fluid resuscitation, with or without inotropic support.

Shortness of breath (dyspnea): New onset or significant worsening of shortness of breath; or a significant increase in respiratory rate (with or without hypoxemia).



Urticaria (hives): Raised wheals on the skin.



Section 4. Hemovigilance Module Incidents

Required Reporting

All incidents (i.e., accidents or errors) that are **associated with a reported adverse reaction** must be reported to NHSN using a detailed Incident form (CDC 57.302). If multiple incidents occur in association with an adverse reaction, report them all. Incidents may occur before (e.g., wrong product released) or after (e.g., failure to report adverse reaction to blood bank) an adverse reaction. Each reaction must be reported using the detailed incident form; the incident result must be coded as 'Product transfused, reaction' so that the associated patient identifier can be entered on the form. After the incident record is entered, the adverse reaction record must be linked to the incident record in the NHSN web application.

Incident Classification

Use the incident codes provided at the end of this section to classify incidents. Please contact NHSN User Support for help coding incidents if there is uncertainty.

Optional Reporting

Any incident may be optionally reported to NHSN using the detailed Incident form (57.302) or the Monthly Incident Summary form (57.305). Approved deviations from protocol are not considered incidents because they did not occur by accident or in error. However, these may be optionally reported for a facility's use. Incidents that are optionally reported will not be aggregated or analyzed by CDC.

Form

[CDC 57.305 Hemovigilance Module Incident](#)

Form Instructions

[CDC 57.305 Hemovigilance Module Incident Table of Instructions](#)

Summary Form (Optional)

[CDC 57.302 Hemovigilance Module Monthly Incident Summary](#)

Summary Form Instructions (Optional)

[CDC 57.302 Hemovigilance Module Monthly Incident Summary Table of Instructions](#)



Incident Codes

Note: Incident codes are based on MERS TM (US) and TESS (Canada) incident classification schemes.

<p>Product Check-In (Transfusion Service) <i>Events that occur during the shipment and receipt of products into the transfusion service from the supplier, another hospital site, satellite storage, or clinical area.</i></p> <ul style="list-style-type: none">PC 00 Detail not specifiedPC 01 Data entry incomplete/incorrect/not performedPC 02 Shipment incomplete/incorrectPC 03 Products and paperwork do not matchPC 04 Shipped/transported under inappropriate conditionsPC 05 Inappropriate return to inventoryPC 06 Product confirmation incorrect/not performedPC 07 Administrative check not incorrect/not performed (record review/audit)PC 08 Product label incorrect/missing <p>Product Storage (Transfusion Service) <i>Events that occur during product storage by the transfusion service.</i></p> <ul style="list-style-type: none">US 00 Detail not specifiedUS 01 Incorrect storage conditionsUS 03 Inappropriate monitoring of storage deviceUS 04 Unit stored on incorrect shelf (e.g., ABO/autologous s/directed)US 05 Incorrect storage location <p>Inventory Management (Transfusion Service) <i>Events that involve quality management of the blood product inventory.</i></p> <ul style="list-style-type: none">IM 00 Detail not specifiedIM 01 Inventory audit incorrect/not performedIM 02 Product status incorrectly/not updated online (e.g., available/discarded)IM 03 Supplier recall/traceback not appropriately addressed/not performedIM 04 Product order incorrectly/not submitted to supplierIM 05 Outdated product in available inventoryIM 06 Recalled/quarantined product in available inventory	<p>Product/Test Request (Clinical Service) <i>Events that occur when the clinical service orders patient tests or blood products for transfusion.</i></p> <ul style="list-style-type: none">PR 00 Detail not specifiedPR 01 Order for wrong patientPR 02 Order incompletely/incorrectly ordered (online order entry)PR 03 Special processing needs not indicated (e.g., CMV negative, autologous)PR 04 Order not donePR 05 Inappropriate/unnecessary (intended) test orderedPR 06 Inappropriate/unnecessary (intended) blood product orderedPR 07 Incorrect (unintended) test orderedPR 08 Incorrect (unintended) blood product ordered <p>Product/Test Order Entry (Transfusion Service) <i>Events that occur when the transfusion service receives a patient order. This process may be excluded if clinical service uses online ordering.</i></p> <ul style="list-style-type: none">OE 00 Detail not specifiedOE 01 Order entered for wrong patientOE 02 Order incompletely/incorrectly entered onlineOE 03 Special processing needs not entered (e.g., CMV-, autologous)OE 04 Order entry not doneOE 05 Inappropriate/unnecessary (intended) test order enteredOE 06 Inappropriate/unnecessary (intended) blood product order enteredOE 07 Incorrect (unintended) test orderedOE 08 Incorrect (unintended) blood product ordered <p>Sample Collection (Service collecting the samples) <i>Events that occur during patient sample collection.</i></p> <ul style="list-style-type: none">SC 00 Detail not specifiedSC 01 Sample labeled with incorrect patient nameSC 02 Not labeledSC 03 Wrong patient collectedSC 04 Collected in wrong tube typeSC 05 Sample QNSSC 06 Sample hemolyzedSC 07 Label incomplete/illegible/incorrect (other than patient name)SC 08 Sample collected in errorSC 09 Requisition arrived without samplesSC 10 Wristband incorrect/not availableSC 11 Sample contaminated
--	--



Incident Codes

(continued)

Note: Incident codes are based on MERS TM (US) and TESS (Canada) incident classification schemes.

<p>Sample Handling (Service collecting the samples) <i>Events that occur when a patient sample is sent for testing.</i></p> <ul style="list-style-type: none">SH 00 Detail not specifiedSH 01 Sample sent without requisitionSH 02 Requisition and sample label don't matchSH 03 Patient ID incomplete/illegible on requisitionSH 04 No Patient ID on requisitionSH 05 No phlebotomist/witness identificationSH 06 Sample sent with incorrect requisition typeSH 07 Patient information (other than ID) missing/incorrect on requisitionSH 08 Requisition sent without sampleSH 09 Data entry incorrect/incomplete/not performedSH 10 Sample transport issue (e.g., sample broken/inappropriate conditions)SH 11 Duplicate sample sent in error <p>Sample Receipt (Transfusion Service) <i>Events that occur when a sample is received by the transfusion service.</i></p> <ul style="list-style-type: none">SR 00 Detail not specifiedSR 01 Sample accepted in errorSR 02 Historical review incorrect/not performedSR 03 Demographic review/ data entry incorrect/not performedSR 04 Sample incorrectly accessioned <p>Sample Testing (Transfusion Service) <i>Events that occur during patient sample testing by the transfusion service.</i></p> <ul style="list-style-type: none">ST 00 Detail not specifiedST 01 Data entry incomplete/incorrect/not performedST 02 Appropriate sample checks incomplete/incorrect/not performedST 03 Computer warning overridden in error or outside SOPST 05 Sample test tube incorrectly accessionedST 07 Sample test tubes mixed upST 09 Sample test tube mislabeled (wrong patient identifiers)ST 10 Equipment problem/failure/not properly QC'dST 12 Sample testing not performedST 13 Incorrect sample testing method chosen	<p>Sample Testing (continued)</p> <ul style="list-style-type: none">ST 16 Reagents used were incorrect/inappropriate/expired/not properly QC'dST 17 ABO/Rh error caught on final checkST 18 Current/historical ABO/Rh mismatchST 19 Additional testing not performedST 20 Confirmatory check incorrect/not performed (at time work performed)ST 21 Administrative check incorrect/not performed (record review/audit)ST 22 Sample storage incorrect/inappropriate <p>Product Manipulation/Processing/Testing (Transfusion Service) <i>Events that occur while testing, manipulating (e.g., pooling, washing, aliquoting, irradiating), processing, or labeling blood products.</i></p> <ul style="list-style-type: none">UM 00 Detail not specifiedUM 01 Data entry incomplete/incorrect/not performedUM 02 Record review incomplete/incorrect/not performedUM 03 Incorrect product (type) selectedUM 04 Incorrect product (patient) selectedUM 05 Product labeled incorrectly (new/updated)UM 06 Computer warning overridden in error or outside SOPUM 07 Special processing needs not checkedUM 08 Special processing needs misunderstood or misinterpretedUM 09 Special processing needs performed incorrectlyUM 10 Special processing needs not performedUM 11 Equipment problem/failure/not properly QC'dUM 12 Reagents used were incorrect/inappropriate/expired/not properly QC'dUM 13 Confirmatory check incorrect/not performed (at time work performed)UM 14 Administrative check incorrect/not performed (record review/audit)
---	---



ST 14 Sample testing performed incorrectly ST 15 Sample test result misinterpreted	
---	--



Incident Codes

(continued)

Note: Incident codes are based on MERS TM (US) and TESS (Canada) incident classification schemes.

<p>Request for Pick-up (Clinical Service) <i>Events that occur when the clinical service requests pick-up of a blood product from the transfusion service.</i></p> <ul style="list-style-type: none">RP 00 Detail not specifiedRP 01 Request for pick-up on wrong patientRP 02 Incorrect product requested for pick-upRP 03 Product requested prior to obtaining consentRP 04 Product requested for pick-up, but patient not availableRP 05 Product requested for pick-up, but IV not readyRP 06 Request for pick-up incomplete (e.g., patient ID/product type missing)RP 07 Pick-up slip did not match patient information on product <p>Product Issue (Transfusion Service) <i>Events that occur when the transfusion service issues blood product to the clinical service.</i></p> <ul style="list-style-type: none">UI 00 Detail not specifiedUI 01 Data entry incomplete/incorrect/not performedUI 02 Record review incomplete/incorrect/not performedUI 03 Product issued for wrong patientUI 04 Product issued out of orderUI 05 Product issue delayedUI 06 LIS warning overridden in error or outside SOPUI 07 Computer issue not completedUI 08 Issued visibly defective product (e.g., clots/aggregates/particulate matter)UI 09 Not/incorrect checking of unit and/or patient informationUI 10 Product transport issues (e.g., delayed) by transfusion serviceUI 11 Unit delivered to incorrect location by transfusion serviceUI 12 Product transport issue (from transfusion service to clinical area)UI 18 Wrong product issued for intended patient (e.g., incompatible)UI 19 Inappropriate product issued for patient (e.g., not irradiated, CMV+)UI 20 Confirmatory check incorrect/not performed (at time work performed)UI 21 Administrative check incorrect/not performed (record review/audit)UI 22 Issue approval not obtained/documentedUI 23 Receipt verification not performed (pneumatic tube issue)	<p>Satellite Storage (Clinical Service) <i>Events that occur while product is stored and handled by the clinical service.</i></p> <ul style="list-style-type: none">CS 00 Detail not specifiedCS 01 Incorrect storage conditions of product in clinical areaCS 02 Incorrect storage location in the clinical areaCS 03 Labeling issue (by clinical staff)CS 04 Floor/clinic did not check for existing products in their areaCS 05 Product transport issues (to or between clinical areas)CS 06 Monitoring of satellite storage incorrect/incomplete/not performedCS 07 Storage tracking/documentation incorrect/incomplete/not performed <p>Product Administration (Clinical Service) <i>Events that occur during the administration of blood products.</i></p> <ul style="list-style-type: none">UT 00 Detail not specifiedUT 01 Administered intended product to wrong patientUT 02 Administered wrong product to intended patientUT 03 Transfusion not performed in errorUT 05 Bedside check (patient ID confirmation) incomplete/not performedUT 06 Transfused product with incompatible IV fluidUT 07 Transfusion delayed beyond pre-approved timeframeUT 09 Transfused unsuitable product (e.g., outdated/inappropriately stored)UT 10 Administered components in wrong orderUT 11 Appropriate monitoring of patient not performedUT 14 Transfusion volume too low (per order or SOP)UT 15 Transfusion volume too high (per order or SOP)UT 16 Transfusion rate too slow (per order or SOP)UT 17 Transfusion rate too fast (per order or SOP)UT 18 Inappropriate preparation of productUT 19 Transfusion protocol not followed (not otherwise specified)UT 22 Order/consent check incorrect/not performedUT 23 Transfusion documentation incorrect/incomplete/not performedUT 24 Transfusion documentation not returned to transfusion serviceUT 26 Transfusion reaction protocol not followed
---	---



	Other MS 99 Other
--	-----------------------------

Occupation Codes

Laboratory		Additional Occupation Types	
IVT	IVT Team Staff	ATT	Attendant/Orderly
MLT	Medical Laboratory Technician	CSS	Central Supply
MTE	Medical Technologist	CSW	Counselor/Social Worker
PHL	Phlebotomist/IV Team	DIT	Dietician
Nursing		DNA	Dental Assistant/Technician
LPN	Licensed Practical Nurse	DNH	Dental Hygienist
CNA	Nurse Anesthetist	DNO	Other Dental Worker
CNM	Certified Nurse Midwife	DNT	Dentist
NUA	Nursing Assistant	DST	Dental Student
NUP	Nurse Practitioner	FOS	Food Service
RNU	Registered Nurse	HSK	Housekeeper
Physician		ICP	Infection Control Professional
FEL	Fellow	LAU	Laundry Staff





MST	Medical Student	MNT	Maintenance/Engineering
PHY	Attending/Staff Physician	MOR	Morgue Technician
RES	Intern/Resident	OAS	Other Ancillary Staff
Technicians		OFR	Other First Responder
EMT	EMT/Paramedic	OH	Occupational Health Professional
HEM	Hemodialysis Technician	OMS	Other Medical Staff
ORS	OR/Surgery Technician	OTH	Other
PCT	Patient Care Technician	OTT	Other Technician/Therapist
Other Personnel		PAS	Physician Assistant
CLA	Clerical/Administrative	PHA	Pharmacist
TRA	Transport/Messenger/Porter	PHW	Public Health Worker
		PLT	Physical Therapist
		PSY	Psychiatric Technician
		RCH	Researcher
		RDT	Radiologic Technologist
		RTT	Respiratory Therapist/Technician
		STU	Other Student
		VOL	Volunteer



Incident Glossary

Incident Result

Product transfused; reaction (No recovery; harm):

A product related to this incident was transfused; the patient experienced an adverse reaction.

Product transfused; no reaction (No recovery; no harm):

A product related to this incident was transfused; the patient did not experience an adverse reaction.

No product transfused; unplanned recovery (Near miss; unplanned recovery):

No product related to this incident was transfused; the incident was discovered ad hoc, by accident, by human lucky catch, etc.

No product transfused; planned recovery (Near miss; planned recovery):

No product related to this incident was transfused; the incident was discovered through a standardized process or barrier designed to prevent errors.

Root Cause Analysis Result(s)

Technical:

- Technical failures beyond the control and responsibility of the facility.
- Poor design of equipment, software, labels or forms.
- Designed correctly but not constructed properly or set up in accessible areas.
- Other material defects.

Organizational:

- Failure at an organizational level beyond the control and responsibility of the facility or department where the incident occurred.
- Inadequate measures taken to ensure that situational or domain-specific knowledge or information is transferred to new or inexperienced staff.
- Inadequate quality and/or availability of protocols or procedures within the department (e.g., outdated, too complicated, inaccurate, unrealistic, absent or poorly presented).
- Organizational/cultural attitudes and behaviors. For example, internal management decisions when faced with conflicting demands or objectives; an inadequate collective approach and its attendant modes of behavior to risks in the investigating organization.

Human:

- Human failures originating beyond the control and responsibility of the investigating organization. This could include individuals in other departments.
- Inability of an individual to apply their existing knowledge to a novel situation.
- An incorrect fit between an individual's training or education and a particular task.
- A lack of task coordination within a health care team.
- Incorrect or incomplete assessment of a situation including related conditions of the patient and materials to be used before starting the transfusion. Faulty task planning and execution. Example: washing red blood cells using the same protocol as that used for platelets.
- Failure in monitoring a process or patient status.
- Failure in performing highly developed skills.
- Failure in whole body movements, e.g., slips, trips, and falls.

Patient-related:



- Failures related to patient characteristics or conditions which are beyond the control of staff and influence treatment.

Other:

- Cannot be classified under any of the other categories.



Section 5. Hemovigilance Module Denominators

Required Reporting

Facilities must report the total number of units and aliquots of specified blood components transfused and total number of discards each month. When reporting aliquots, the units from which they are made should **NOT** be counted as a transfused unit. The components transfused count should include autologous units. The total number of patient samples collected and total crossmatch procedures must also be reported on this form. Denominators should be entered within 30 days of the end of each month.

Form

[CDC 57.303 Hemovigilance Module Monthly Reporting Denominators](#)

Form Instructions

[CDC 57.303 Hemovigilance Module Monthly Reporting Denominators Tables of Instructions](#)



*****Relevant Tables of Instructions****

Table 1. Hemovigilance Module Annual Facility Survey (CDC 57.300)

*For all questions, use information from previous full **calendar** year.*

Data Field	Instructions for Form Completion
Facility ID#	The NHSN-assigned Facility ID number will be auto entered by the system.
Survey Year	Required. Enter the most recent full calendar year. For example, if you are completing this survey in February 2008, the survey year will be 2007.
Facility Characteristics	
1. Ownership	Required. Check the ownership type that most closely describes your facility.
2. Is your hospital a teaching hospital for physicians and/or physicians-in-training?	Required. Check Yes if your hospital is a teaching hospital for physicians and/or physicians-in-training.
Type of affiliation	Conditionally required. If Yes, select type of affiliation: Major affiliation: Facility has a program for medical students and post-graduate medical training. Graduate affiliation: Facility has a program for post-graduate medical training (i.e., residency and/or fellowships). Undergraduate affiliation: Facility has a program for medical students only.
3. Community setting of facility:	Required. Check the setting that most closely describes the location of your facility. Urban: Areas classified as a Metropolitan Statistical Area by the U.S. Census Bureau; each area must have at least one urbanized area of 50,000 or more inhabitants. Suburban: Areas classified as a Micropolitan Statistical Area by the U.S. Census Bureau; each Micropolitan statistical area must have at least one urban cluster of at least 10,000 but less than 50,000 inhabitants. Rural: Areas classified as Balance of County by the U.S. Census Bureau; there are no urban areas of at least 10,000 inhabitants.
4. How is your hospital accredited?	Required. Select the organization that accredits your facility.
5. Total beds served by the transfusion service.	Required. Total beds in the facility served by the transfusion service. Count inpatient and outpatient areas.



Data Field	Instructions for Form Completion
6. Number of surgeries performed per year:	Required. Enter the total number of inpatient and outpatient surgeries performed at your facility in the past full calendar year.
7. At what trauma level is your facility certified?	Required. Indicate the trauma level (1, 2, 3, 4, NA) of your facility.
Transfusion Service Characteristics	
8. Primary classification of facility areas served by the transfusion service:	Required. Check all facility areas served by the transfusion service.
9. Does your healthcare facility provide all of its own transfusion services, including all laboratory functions?	Required. If transfusion services and laboratory support are provided 100% by the facility, check Yes . If No , select the description that most closely represents your facility's transfusion service structure.
10. Is the transfusion service part of the facility's core laboratory?	Required. Check Yes if your transfusion service functions as a part of the core laboratory rather than as an independent department.
11. How many dedicated transfusion service staff members are there? (Count full-time equivalents; including supervisors.)	Required. Consider 2 part-time workers as a single full time equivalent (FTE). Include supervisors. Technical FTEs include Medical Laboratory Technicians and Medical Technologists.
12. Does your hospital have a dedicated position or FTE in a quality or patient safety function (e.g., TSO) for investigation of transfusion-related adverse reactions?	Required. Indicate whether your facility employs a person or FTE responsible for overseeing the investigation of all transfusion-related adverse reactions. The medical director, managers, supervisors, or others that may also serve this purpose within the transfusion service executive management should not be included.
13. Does your hospital have a dedicated position or FTE in a quality or patient safety function (e.g., TSO) for investigation of errors (i.e. incidents)?	Required. Indicate whether your facility employs a person or FTE responsible for overseeing the investigation of all transfusion errors. The medical director, managers, supervisors, or others within the transfusion service executive management should not be included.
14. Is the transfusion service lab accredited?	Required. If Yes , check the accrediting organization(s).
15. Does your facility have a committee that reviews blood utilization?	Required. Check Yes if a formal committee has been established that meets regularly to review blood utilization.
16. Total number of patient samples collected for type and screen or crossmatch:	Required. Enter the total number of patient samples collected for type and screen or crossmatch in the past full calendar year .



Data Field	Instructions for Form Completion
17. Total number of units/aliquots transfused annually:	Required. Provide the total number of units and/or aliquots transfused in the past calendar year of each product type. The total number of units and aliquots must be ≥ 0 . Do not include the units from which the aliquots were made in your unit count. <i>Note: If WBD platelet concentrates or cryoprecipitates are transfused, enter the number of individual concentrates pooled into each therapeutic dose. For example, if 6 individual units were pooled to create one cryoprecipitate dose, enter 6 units on the survey.</i>
18. Are any of the following issued through the transfusion service?	Required. Check all products that are maintained and ordered through the transfusion service, or check None .
19. Does your facility attempt to transfuse only leukocyte-reduced or leuko-poor cellular components?	Required. Check Yes if it is <u>facility policy</u> to transfuse only leukocyte-reduced or leuko-poor cellular components, even if some non leukocyte-reduced or non leuko-poor products are used on occasion.
20. Are all units stored in the transfusion service?	Required. If some units are routinely stored in other parts of your facility, check No .
Locations of satellite storage	Conditionally required. If No , check facility location(s) where units are also routinely stored.
21. To what extent does the transfusion service modify products?	Required. Check only the processes that are performed within the transfusion service.
22. Do you collect blood for transfusion at your facility?	Required. Check Yes if your facility performs blood collection in-house.
Type of blood collection	Conditionally required. If Yes , check all uses that apply.
23. Does your facility perform viral testing on blood for transfusion?	Required. If viral testing is performed, but not in-house, check No .
24. Does your facility perform point-of-issue bacterial testing on platelets prior to transfusion?	Required. Check Yes if your facility performs point-of-issue bacterial testing on platelets.
Transfusion Service Computerization	
25. Is the transfusion service computerized?	Required. If your department uses an electronic system for <u>any</u> part of the blood product issuing process, check Yes . If No , skip to the Handling and Testing section.
System(s) used	Conditionally required. If Yes , Check all systems used in the transfusion service department.
26. Is your system ISBT-128 compliant?	Conditionally required. Check Yes if your department uses the ISBT-128 code system for unit labeling.
27. Does the transfusion service system interface with the patient registration system?	Conditionally required. Check Yes if the transfusion service computer system directly accesses the patient



Data Field	Instructions for Form Completion
	registration system (i.e., electronic interface and exchange of information).
28. Are the transfusion service adverse events entered into a hospital-wide electronic reporting system?	Conditionally required. Check Yes if adverse events, including adverse reactions and/or medical incidents, reported to or occurring within your department are entered into a system that is used across your facility (as opposed to a system that is maintained entirely within your department).
29. Does your facility use positive patient ID technology for the transfusion service?	Conditionally required. Check Yes if your facility uses positive patient ID technology for the transfusion service, and indicate the extent to which it is used.
For what purpose(s)?	Conditionally required. If Yes , check all uses that apply.
System(s) used	Conditionally required. If Yes , check all systems that apply.
30. Does your facility have physician online order entry for test requesting?	Conditionally required. Check Yes if a physician can order laboratory testing directly through a computer system.
31. Does your facility have physician online order entry for product requesting?	Conditionally required. Check Yes if a physician can order blood products directly through a computer system.
Transfusion Service Specimens Handling and Testing	
32. Are transfusion service specimens drawn by a dedicated phlebotomy team?	Required. Indicate the frequency with which samples for transfusion service are drawn by dedicated phlebotomy staff as opposed to patient care area staff or other staff.
33. What specimen labels are used at your facility?	Required. Indicate the type(s) of labels used for patient identification on the sample tube.
34. Are phlebotomy staff members allowed to correct patient identification errors on pre-transfusion specimen labels?	Required. Check Yes if phlebotomy staff members are allowed to manually correct name, medical record number, etc., on the specimen label at the time of sample collection.
35. What items can be used to verify patient identification during specimen collection and prior to product administration at your facility?	Required. Check all pieces of information that can be used to verify patient identification as specified in your hospital policy .
36. How is routine type and screen done?	Required. Check all that apply and estimate the frequency for each method checked. The total should equal 100%.
37. Is the ABO group of a pre-transfusion specimen routinely confirmed?	Required. Indicate whether the ABO group of a pre-transfusion specimen is routinely confirmed.
Under what circumstances?	Conditionally required. If Yes , indicate the circumstance that requires routine ABO group confirmation.



Data Field	Instructions for Form Completion
Is the confirmation required on a separately-collected specimen before a unit of Group A, B, or AB red blood cells is issued for transfusion?	Conditionally required. Check Yes if a separately-collected specimen is required for confirmation prior to transfusion of Group A, B, or AB red blood cells.
38. How many RBC type and screen and crossmatch procedures were performed at your facility by any method?	Required. Enter the number of RBC type and screen and RBC crossmatch procedures that were performed by any method in the past full calendar year .
Crossmatch method frequency.	Conditionally required. If crossmatch procedures were done, estimate the frequency of each method by which crossmatch was performed. Total may be >100%.



Table 4. Hemovigilance Module Monthly Reporting Denominators (CDC 57.303)

Data Field		Instructions for Form Completion
Facility ID#		The NHSN-assigned Facility ID number will be auto entered by the system.
Month		Required. Indicate the month for the form being entered.
Year		Required. Indicate the year for the form being entered.
Product		Units Transfused, Aliquots Transfused, and Total Discards
Whole Blood	Total	Required. Enter the total number of units transfused, aliquots transfused, and discards of whole blood during the month. <i>Do not include the units from which aliquots were made in unit count.</i>
	Total	Required. Enter the total number of units transfused, aliquots transfused, and discards of whole blood derived (WBD) red blood cells (RBCs) during the month that were not irradiated or leukocyte reduced, irradiated only, leukocyte reduced only, and irradiated and leukocyte reduced. <i>Total may be more than the four modification columns combined. Do not include the units from which aliquots were made in unit count.</i>
Whole blood derived Red blood cells	Not irradiated or leukocyte reduced	Required. Enter the number of units transfused, aliquots transfused, and discarded WBD RBCs during the month that were not irradiated or leukocyte reduced. <i>Do not include the units from which aliquots were made in unit count.</i>
	Irradiated	Required. Enter the number of units transfused, aliquots transfused, and discarded WBD RBCs during the month that were irradiated only. <i>Do not include the units from which aliquots were made in unit count.</i>
	Leukocyte reduced	Required. Enter the number of units transfused, aliquots transfused, and discarded WBD RBCs during the month that were leukocyte reduced only. <i>Do not include the units from which aliquots were made in unit count.</i>
	Irradiated and leukocyte reduced	Required. Enter the number of units transfused, aliquots transfused, and discarded WBD RBCs during the month that were both irradiated and leukocyte reduced. <i>Do not include the units from which aliquots were made in unit count.</i>
Apheresis Red blood cells	Total	Required. Enter the total number of units transfused aliquots transfused, and discarded apheresis RBCs transfused during the month that were not irradiated or leukocyte reduced, irradiated only, leukocyte reduced only, and irradiated and leukocyte reduced. <i>Total may be more than the four modification columns combined. Do not include the units from which aliquots were made in unit count.</i>
	Not irradiated or leukocyte reduced	Required. Enter the number of units transfused, aliquots transfused and discarded apheresis RBCs during the month that were not



Data Field		Instructions for Form Completion
		irradiated or leukocyte reduced. <i>Do not include the units from which aliquots were made in unit count.</i>
	Irradiated	Required. Enter the number of units transfused, aliquots transfused, and discarded apheresis RBCs during the month that were irradiated only. <i>Do not include the units from which aliquots were made in unit count.</i>
	Leukocyte reduced	Required. Enter the number of units transfused, aliquots transfused, and discarded apheresis RBCs during the month that were leukocyte reduced only. <i>Do not include the units from which aliquots were made in unit count.</i>
	Irradiated and leukocyte reduced	Required. Enter the number of units transfused, aliquots transfused and discarded apheresis RBCs during the month that were both irradiated and leukocyte reduced. <i>Do not include the units from which aliquots were made in unit count.</i>
Whole blood derived Platelets	Total	Required. Enter the total number of units transfused and discarded WBD platelets during the month that were not irradiated or leukocyte reduced, irradiated only, leukocyte reduced only, and irradiated and leukocyte reduced. <i>Total may be more than the four modification columns combined. Note: Report the number of pooled units and NOT the number of individual donor concentrates added to the pooled unit. For example, if 6 donor concentrates were pooled to create one WBD platelet unit, count one unit for denominator reporting.</i>
	Not irradiated or leukocyte reduced	Required. Enter the number of units transfused and discarded WBD platelets during the month that were not irradiated or leukocyte reduced.
	Irradiated	Required. Enter the number of units transfused and discarded WBD platelets during the month that were irradiated only.
	Leukocyte reduced	Required. Enter the number of units transfused and discarded WBD platelets during the month that were leukocyte reduced only.
	Irradiated and leukocyte reduced	Required. Enter the number of units transfused and discarded WBD platelets during the month that were both irradiated and leukocyte reduced.
Apheresis Platelets	Total	Required. Enter the total number of units transfused, aliquots transfused, and discarded apheresis platelets during the month that were not irradiated or leukocyte reduced, irradiated only, leukocyte reduced only, and irradiated and leukocyte reduced. <i>Total may be more than the four modification columns combined. Do not include the units from which aliquots were made in unit count.</i>
	Not irradiated or leukocyte reduced	Required. Enter the number of units transfused, aliquots transfused, and discarded apheresis platelets during the month that



Data Field		Instructions for Form Completion
		were not irradiated or leukocyte reduced. <i>Do not include the units from which aliquots were made in unit count.</i>
	Irradiated	Required. Enter the number of units transfused, aliquots transfused, and discarded apheresis platelets during the month that were irradiated only. <i>Do not include the units from which aliquots were made in unit count.</i>
	Leukocyte reduced	Required. Enter the number of units transfused, aliquots transfused, and discarded apheresis platelets during the month that were leukocyte reduced only. <i>Do not include the units from which aliquots were made in unit count.</i>
	Irradiated and leukocyte reduced	Required. Enter the number of units transfused, aliquots transfused, and discarded apheresis platelets during the month that were both irradiated and leukocyte reduced. <i>Do not include the units from which aliquots were made in unit count.</i>
Plasma (all types)	Total whole blood derived	Required. Enter the total number of units transfused, aliquots transfused, and discarded WBD plasma (e.g., fresh frozen, thawed, etc.) during the month. <i>Do not include the units from which aliquots were made in unit count.</i>
	Total apheresis	Required. Enter the total number of units transfused, aliquots transfused, and discarded apheresis plasma (e.g., fresh frozen, thawed, etc.) during the month. <i>Do not include the units from which aliquots were made in unit count.</i>
Cryoprecipitate		Required. Enter the total number of units transfused and discarded cryoprecipitate during the month. <i>Note: Report the number of individual concentrates pooled into each therapeutic dose. For example, if 6 individual concentrates were pooled to create one cryoprecipitate dose, count 6 units for denominator reporting.</i>
Does your facility transfuse psoralen-treated blood products?		Required. Select 'YES' if your facility transfused Psoralen-treated blood products. Select 'NO' if your facility does NOT transfuse Psoralen-treated blood products.
If yes, complete the following table		Enter total number of psoralen-treated blood products transfused by product type and collection method in the following table.
Platelets	Whole blood derived Psoralen-treated	Conditional. Enter the total number of units transfused and discarded WBD Psoralen-treated platelets during the month.
	Apheresis Psoralen-treated	Conditional. Enter the total number of units transfused, aliquots transfused, and discarded apheresis platelets during the month.
Plasma all types)	Whole blood derived Psoralen-treated	Conditional. Enter the total number of units transfused, aliquots transfused, and discarded WBD Psoralen-treated plasma (e.g., fresh frozen, thawed, etc.) during the month. <i>Do not include the units from which aliquots were made in unit count.</i>



Data Field		Instructions for Form Completion
	Apheresis Psoralen- treated	Conditional. Enter the total number of units transfused, aliquots transfused, and discarded apheresis plasma (e.g., fresh frozen, thawed, etc.) during the month. <i>Do not include the units from which aliquots were made in unit count.</i>
Patient samples collected for type and screen or crossmatch		Required. Enter the total number of patients blood samples collected during the month for type and screen and/or crossmatch.
Total crossmatch procedures		Required. Enter the total number of crossmatch procedures that were actually performed by your facility.
Total patients transfused		Optional. Enter the total number of patients transfused by your facility.
Custom Fields		Optional. Up to 50 custom fields may be added to this form for local use. Custom data may be collected in an alphanumeric, numeric, or date format.



Table 5. Hemovigilance Module Adverse Reaction (CDC 57.304)

Data Field	Instructions for Form Completion
Facility ID#	The Facility ID number will be auto entered by NHSN.
Adverse Reaction #	An adverse reaction number will be auto entered by NHSN.
Share report with FDA	Optional. Check the box if report is to be shared with FDA via the NSHN group function. Leave the box unchecked if the report is NOT to be shared with FDA via the NHSN group function. <i>NOTE: A facility must be a member of the FDA group before reports can be shared with FDA.</i>
Patient Information	
Patient ID	Required. Enter the medical record number or other facility alphanumeric identification code for the patient. <i>Note: Facility patient information is shared across NHSN Component. When an MRN is entered for a patient that has been previously entered for another NHSN event, the patient information will automatically populate. NHSN is HIPPA compliant; it is not recommended to devise a unique patient identifier for NHSN.</i>
Gender	Required. Select the gender of the transfusion recipient.
Date of birth	Required. Enter the date of birth of the transfusion recipient.
Social Security #	Optional. For local use only.
Secondary ID	Optional. For local use only.
Medicare #	Optional. For local use only.
Last Name	Optional. For local use only.
First Name	Optional. For local use only.
Middle Name	Optional. For local use only.
Ethnicity	Optional. For local use only.
Race	Optional. For local use only.
Blood group	Required. Select the blood group of the transfusion recipient. <i>Note: If the patient's blood type does not clearly match a single blood type, select the most relevant blood type and make a note in the comments section of the form. For example, if a patient is typing with mixed field reactions following a bone marrow transplant, select the predominant blood type and enter a note in the comments section such as, "Group A recipient of group O bone marrow transplant currently typing as mixed field."</i>
Primary underlying reason for transfusion	Required. Select the primary reason this patient received a transfusion. If none of the options are adequate, select "other" and specify the reason in detail. Avoid using "anemia" as it does not



Data Field	Instructions for Form Completion
	describe the underlying medical condition of the transfusion recipient.
Reaction Details	
Date reaction occurred	Required. Enter the date the reaction was first observed in the transfusion recipient.
Time reaction occurred	Required. Enter the time the reaction was first observed in the transfusion recipient using a 24-hour clock.
Facility location where patient was transfused	Required. Select the facility location where the patient was transfused. Note: Only report reactions for recipients transfused by your facility.
Link/Unlink Incidents	Conditionally required. Select associated incidents from the list populated by NHSN and SAVE. <i>Note: The incident record must be entered into the system first and must include the associated Patient ID number(s). When linking the adverse reaction record, NHSN searches for matching Patient ID numbers in the incident records.</i>
Signs and symptoms, laboratory	Required. Check all signs and symptoms observed in the patient at the time the reaction occurred as well as any associated laboratory findings. These may or may not be directly related to the observed reaction as patients receiving transfusions typically have underlying medical conditions. See Section 3 in the Hemovigilance Module surveillance protocol for a glossary of signs and symptoms.
Investigation Results	
Adverse reaction	Required. Using the case definition criteria in Section 3 of the Hemovigilance Module surveillance protocol, select the adverse reaction being reported. Report only one adverse reaction per form. Note: Report the reaction <i>after the investigation has been finalized</i>. Incomplete records cannot be saved. If new information becomes available at a later time, the record can be edited.
	<ul style="list-style-type: none"> • Allergic reaction, including anaphylaxis • Acute hemolytic transfusion reaction (AHTR)
Type of AHTR	Conditionally required. Indicate whether the AHTR was immune-mediated (specify Ab) or non-immune mediated (specify cause).
	<ul style="list-style-type: none"> • Delayed hemolytic transfusion reaction (DHTR)
Type of DHTR	Conditionally required. Indicate whether the DHTR was immune-mediated (specify Ab) or non-immune mediated (specify cause).
	<ul style="list-style-type: none"> • Delayed serologic transfusion reaction (DSTR)
DSTR antibody	Conditionally required. Specify Antibody(s).
	<ul style="list-style-type: none"> • Febrile non-hemolytic transfusion reaction (FNHTR) • Hypotensive transfusion reaction

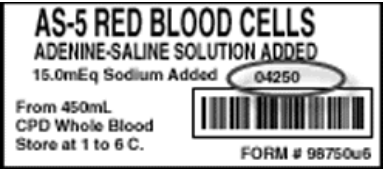




Data Field	Instructions for Form Completion
<ul style="list-style-type: none"> • Infection 	
Was a test to detect a specific antigen performed on the recipient post-transfusion?	Conditionally required. Indicate whether or not a test was performed on the recipient to detect a specific pathogen after the blood product(s) was/were administered to the recipient.
Positive/Reactive?	Conditionally required. If a post-transfusion test was performed, indicate whether the test was positive or reactive.
Specify organism	Conditionally required. If a post-transfusion test was performed and found to be positive or reactive, report the detected organism(s).
Was a test to detect a specific antigen performed on the donor post-donation?	Conditionally required. Indicate whether or not a test was performed on the donor to detect a specific pathogen after the blood was donated.
Positive/Reactive?	Conditionally required. If a post-donation test was performed, indicate whether the test was positive or reactive.
Specify organism	Conditionally required. If a post-donation test was performed and found to be positive or reactive, report the detected organism(s).
Was a test to detect a specific antigen performed on the unit post-transfusion?	Conditionally required. Indicate whether or not a test was performed on the implicated blood product to detect a specific pathogen after the blood product(s) was/were administered to the recipient.
Positive/Reactive?	Conditionally required. If a post-transfusion test was performed, indicate whether the test was positive or reactive.
Specify organism	Conditionally required. If a post-transfusion test was performed and found to be positive or reactive, enter the detected organism(s).
<ul style="list-style-type: none"> • Post transfusion purpura (PTP) 	
<ul style="list-style-type: none"> • Transfusion-associated circulatory overload (TACO) 	
<ul style="list-style-type: none"> • Transfusion-associated dyspnea (TAD) 	
<ul style="list-style-type: none"> • Transfusion-associated graft vs. host disease 	
Did the patient receive non-irradiated blood product(s) in the two months preceding the reaction?	Conditionally required. Specify whether the patient received any non-irradiated blood products in the two months prior to the TAGVHD reaction.
<ul style="list-style-type: none"> • Transfusion-related acute lung injury (TRALI) 	
Antibody studies performed	Optional. If antibody studies were performed on the donor and/or the recipient, enter the results.
<ul style="list-style-type: none"> • Unknown <i>Note: Use this category if the patient experienced transfusion-related symptoms, but the medical event that caused the symptoms could not be diagnosed.</i> 	



Data Field	Instructions for Form Completion
<ul style="list-style-type: none"> Other (specify) <i>Note: Use this option if the recipient was diagnosed with an adverse reaction that is not defined in the Hemovigilance Module protocol (e.g., transfusion-associated acute gut injury (TRAGI), thrombosis).</i> 	
Case definition criteria	Required. Using the case definition criteria in Section 3 of the Hemovigilance Module surveillance protocol, select the case criteria met for the reported adverse reaction.
Severity	Required. Using the case definition criteria in Section 3 of the Hemovigilance Module surveillance protocol, select the severity criteria met for the reported adverse reaction.
Imputability	Required. Using the case definition criteria in Section 3 of the Hemovigilance Module surveillance protocol, select the imputability criteria met for the reported adverse reaction. <i>Note: Doubtful and Ruled Out need not be routinely reported.</i>
Outcome	
Outcome	Required. Enter the outcome of the transfusion recipient.
Date of death	Conditionally required. If the recipient died following the adverse reaction, enter the date of death whether or not the death was transfusion related.
Relationship of transfusion to death	Conditionally required. If the recipient died following the adverse transfusion reaction, indicate the relationship of the transfusion to death using the imputability criteria for "Other/Unknown" adverse reactions defined in Section 3 of the Hemovigilance Module surveillance protocol.
Component Details	
Was a particular unit implicated in (i.e., responsible for) the adverse reaction?	Required. Indicate whether or not a specific unit could be identified as the likely cause of the adverse reaction. Details for the implicated unit must be entered on the first row of the "Component Details" table. Determine "implicated" independent of case definition and imputability criteria. If only one unit was transfused, that unit must be implicated in the reaction. If TACO is being reported, no specific unit may be implicated regardless of the number of units transfused.
Transfusion End Date	Required. Enter the date the transfusion ended.
Transfusion End Time	Required. Enter the time the transfusion ended using a 24-hour clock.
Component code (check system used)	Required. Select the labeling system used for the transfused component(s). <i>Note: Codabar- and ISBT 128-labeled products may be entered, but each must be entered on their own row.</i>
Component code	Required. Enter the component code for the product transfused using only the portion that identifies the product type. In the sample label below, the code that identifies the product type is 04250.



Data Field	Instructions for Form Completion
	 <p>Note: Enter all components administered within 24 hours prior to an acute transfusion reaction. Enter only the component(s) most likely responsible for delayed reactions based on temporal relationship and clinical judgment.</p> <p>Note: If the code entered does not match a product description in NHSN, “Component code not found” will appear in the product description field. Verify your data entry before continuing; an incorrect or unrecognized component code will not prevent you from saving the adverse reaction record.</p>
# of units	Required. Enter the total number of units transfused for each component type. Multiple units may be entered using up to 20 rows.
Unit number	<p>Conditionally required. If reporting a TRALI, GVHD, or infection reaction, enter the individual unit number as it appears on the product label. Unit number is optional for all other adverse reactions. The sample ISBT-128 unit number would be entered as seen below.</p>  <p style="margin-left: 200px;"> <u>W</u> <u>0</u> <u>0</u> <u>0</u> <u>0</u> <u>0</u> <u>7</u> <u>1</u> <u>2</u> <u>3</u> <u>4</u> <u>5</u> <u>6</u> <u>0</u> <u>0</u> <u> </u> <u>D</u> </p> <p>Note: The check digit is optional. If the check digit is entered, the system will verify that it is correct using an internal check digit calculator. If the check digit is not entered, the space will remain blank.</p>
Unit expiration date	<p>Required. Enter the expiration date of the unit(s). The expiration date for the sample label below would be 02/11/2007.</p> 




Data Field	Instructions for Form Completion
Unit expiration time	<p>Required. Enter the expiration time of the unit(s). NHSN will auto fill this editable field to 23:59(11:59PM). The expiration time for the sample label below would be 15:20.</p> <div style="text-align: center;">  <p>Expiration Date/Time</p> </div>
Blood group of unit	Required. Select the blood group of the unit(s) transfused; enter N/A for products where blood group is not applicable.
Implicated in the adverse reaction?	Conditionally required. If a particular unit was implicated, the unit details must be entered on the first row and this box will be checked. If no unit can be implicated, these boxes will be inactive.
Custom Fields	
Optional. Up to 50 custom fields may be added to this form for local use. Custom data may be collected in an alphanumeric, numeric, or date format.	
Comments	
Optional. Enter additional information about the incident.	



Table 6. Hemovigilance Module Incident (CDC 57.305)

Data Field	Instructions for Form Completion
Facility ID#	The Facility ID number will be auto entered by NHSN.
NHSN Incident #	An incident number will be auto entered by NHSN.
Local Incident # or Log #	Optional. Enter your facility's incident report, log, or other locally-assigned incident number.
Discovery	
Date of discovery	Required. Enter the date the incident was discovered. It must be on or after the date the incident occurred.
Time of discovery	Required. Enter the time the incident was discovered using a 24-hour clock. If only an approximate time is known, check the "Time approximate" box. If the time cannot be determined, select "Time unknown."
Where in the facility was the incident discovered?	Required. Select the location where the incident was discovered. This may or may not be the same as the location where the incident occurred.
At what point in the process was the incident first discovered? (check one)	Required. Select the process point at which the incident was first discovered. This may or may not be the same process point at which the incident occurred.
How was the incident first discovered? (check one)	Required. Select the description that most closely represents how the incident was first discovered. If "other" is selected, briefly describe how the incident was discovered.
Occurrence	
Date initial incident occurred	Required. Enter the date the incident occurred. It must be on or before the date the incident was discovered.
Time initial incident occurred	Required. Enter the time the incident occurred using a 24-hour clock.
Incident summary	Optional. Provide a description of the incident. <i>Note: Only 500 characters are allowed.</i>
Incident code(s): (max 20)	Required. Enter a maximum of 20 incident codes and occurrence locations. <i>Note: A single incident may result in a cascade of future incidents related to the same sample or blood product. Report all incidents known to have occurred in association with a reaction.</i>
<ul style="list-style-type: none"> Incident Code 	Enter the NHSN-defined incident code(s). Incident codes are found in the protocol. <i>Note: For each process code (PC: Product Check-In, etc.) there is an option for unspecified incidents. If no process code is defined or the process point is unknown for the incident you are reporting, use MS 99 and briefly describe the incident.</i>



Data Field	Instructions for Form Completion
<ul style="list-style-type: none"> Occurrence Location 	Select the location(s) where the incident occurred. This may or may not be the same as the location where the incident was discovered.
Job function of the worker(s) involved in the Incident: (max 6)	Optional. Enter the <u>job function</u> of the worker(s) involved in the incident using the occupation codes found in the protocol. This is the worker who was involved in and may have been responsible for the incident, but not necessarily. In cases such as equipment malfunction, this may be the person who discovered the incident.
Incident result	Required. Select the outcome of the incident.
<ul style="list-style-type: none"> Product transfused, reaction 	A product related to this incident was transfused; the patient experienced an adverse reaction.
<ul style="list-style-type: none"> Product transfused, no reaction 	A product related to this incident was transfused; the patient did not experience an adverse reaction.
<ul style="list-style-type: none"> No product transfused, unplanned recovery 	No product was transfused; the incident was discovered ad hoc, by accident, by a human lucky catch, etc.
<ul style="list-style-type: none"> No product transfused, planned recovery 	No product was transfused; the incident was discovered through a standardized process or barrier designed to prevent errors.
Product action	Required. Check all that apply.
<ul style="list-style-type: none"> Not applicable 	The incident was not related to a product, or the incident was discovered before a product was selected for transfusion.
<ul style="list-style-type: none"> Product retrieved and returned to inventory 	A blood product related to the incident was intercepted or withdrawn and was not transfused to the patient.
<ul style="list-style-type: none"> Product retrieved and destroyed 	A blood product was retrieved and destroyed as a result of the incident.
Single or multiple units destroyed?	Conditionally required. If any blood product was destroyed, indicate whether single or multiple units were destroyed.
Single unit	Conditionally required: If a single unit was destroyed, select the labeling system used and enter the individual unit number OR the component code of the product.
Multiple units	Conditionally required. If multiple units were destroyed, select the labeling system used and enter the component code(s) and the total number of units of each product type destroyed. Note: Codabar- and ISBT 128-labeled products may be entered.
<ul style="list-style-type: none"> Product issued but not transfused. 	A blood product related to the incident was issued to the patient care area but was NOT transfused.
<ul style="list-style-type: none"> Product transfused 	A blood product related to the incident was transfused.
Was a patient reaction associated with this incident?	Conditionally required. If a blood product related to the incident was transfused, indicate whether the patient(s) experienced an adverse transfusion reaction.



Data Field	Instructions for Form Completion
Patient ID#(s)	Conditionally required. If an adverse transfusion reaction occurred, enter the Patient ID number(s) of the affected patient(s). Multiple patients can be listed. <i>Note: To link an adverse reaction to an incident in NHSN, the incident record must be entered into the system <u>first</u> and must include the Patient ID number(s). When attempting to link an adverse reaction record, NHSN will search for matching Patient ID number(s) in the incident records.</i>
Record/other action	Required. Select all follow-up actions that were performed in response to this incident. If "other" is selected, briefly describe.
Investigation Results	
Did this incident receive root cause analysis?	Required. Indicate whether a formal, documented root cause analysis of the incident was performed.
Custom Fields	
Optional. Up to 50 custom fields may be added to this form for local use. Custom data may be collected in an alphanumeric, numeric, or date format.	
Comments	
Optional. Enter additional information about the incident.	