

# Overview



## I-765, Application For Employment Authorization

Certain foreign nationals who are in the United States may file Form I-765, Application for Employment Authorization, to request employment authorization and an Employment Authorization Document (EAD). Other foreign nationals whose immigration status authorizes them to work in the United States without restrictions may also use Form I-765 to apply for an EAD that shows such authorization.

Foreign nationals may also apply for a Social Security number and card on Form I-765.

If you are a lawful permanent resident, a conditional permanent resident, or a nonimmigrant only authorized for employment with a specific employer under 8 CFR 274a.12(b), do not use Form I-765.

Learn more about [employment authorization](#).



### Before You Start Your Application

#### Eligibility

You may apply online if you're eligibility category is:

- (c)(3)(A) - F-1 student, pre-completion OPT;
- (c)(3)(B) - F-1 student, post-completion OPT;
- (c)(3)(C) - F-1 student, 24-month extension for STEM students (students holding a degree in science, technology, engineering, or mathematics);
- (a)(12) - Temporary Protected Status (You are submitting an initial Form I-821 or you have an approved Form I-821); or
- (c)(19) - Temporary Protected Status (You have a pending Form I-821)

**Note:** You may submit Form I-765 online as an (a) (12) or (c) (19) applicant only if you are:

- A national of Burma, Haiti, Syria or Venezuela, or a person without who last habitually resided in one of these four countries;
- Filing an initial application for TPS; and
- Applying for an initial request to accept employment or renewing permission to accept employment

All other applicants must submit a paper [Form I-765](#).

#### **F1 Students Seeking Optional Practical Training (OPT)**

(c)(3)(A) eligibility category: Submit Form I-765 up to 90 days before being enrolled as an F-1 foreign student for one full academic year at an educational institution approved by U.S. Immigration and Customs Enforcement (ICE) and Student and Exchange Visitor Program (SEVP). Your period of employment will not start before you have completed one full academic year. If you completed the one-year requirement while in another valid nonimmigrant status and you are now in valid F-1 status, you are still eligible to apply for OPT.

(c)(3)(B) eligibility category: Submit Form I-765 up to 90 days before, but no later than 60 days after your program end date. You must submit your application within 30 days of the date that your designated school official (DSO) enters the recommendation for OPT into your Student and Exchange Visitor Information System (SEVIS) record. If you fail to do so, we will deny your OPT request.

(c)(3)(C) eligibility category: Submit Form I-765 application up to 90 days before your current OPT expires, but you must submit within 60 days of the DSO's approval of STEM OPT.

Note: If you are an F-1 student filing for initial or extension of OPT, your OPT and your employment authorization will be automatically terminated if you change educational program levels or transfer to another school. Working in



## Completing Your Form Online

### Filing online

Submitting your application online is the same as mailing in a completed paper form. They both gather the same information.

### Complete the Getting Started section first

You should answer all questions in the Getting Started section first so we can best customize the rest of your online form experience.

### Provide as many responses as you can

You should provide as many responses as you can. Incomplete fields or sections and missing information can slow down the process after you submit your form.

### We will automatically save your responses

We will automatically save your information when you select next to go to a new page or navigate to another section of the form. We will save your information for 30 days from today, or from the last time you worked on the form.

### How to continue filling out your form

After you start your form, you can sign in to your account to continue where you left off.

## DHS Privacy Notice

**AUTHORITIES:** The information requested on this application, and the associated evidence, is collected under the Immigration and Nationality Act, 8 U.S.C. section 1324a, 8 CFR 274a.12, and 8 CFR 274a.13.

**PURPOSE:** The primary purpose for providing the requested information on this application is to determine eligibility for certain aliens who are temporarily in the United States requesting an Employment Authorization Document. DHS uses the information you provide to grant or deny the benefit you are seeking.

**DISCLOSURE:** The information you provide is voluntary. However, failure to provide the requested information, including your Social Security number, and any requested evidence may delay a final decision or result in a rejection or denial of your application.

**ROUTINE USES:** DHS may, where allowable under relevant confidentiality provisions, share the information you provide on this application and any additional requested evidence with other Federal, state, local, and foreign government agencies and authorized organizations. DHS follows approved routine uses, as described in the associated published system of records notices [DHS/USCIS/ICE/CBP-001 Alien File, Index, and National File Tracking System of Records; DHS/USCIS-007 Benefits Information System; DHS/USCIS-010 Asylum Information and Pre-Screening System of Records; DHS/USCIS-017 Refugee Case Processing and Security Screening Information System of Records; and DHS/USCIS-018 Immigration Biometric and Background Check (IBBC) System of Records], and the published privacy impact assessments [DHS/USCIS/PIA-016(a) Computer Linked Application Information Management System (CLAIMS 3) and Associated Systems; DHS/USCIS/PIA-027 USCIS Asylum

# Getting Started

I-765, Application for Employment Authorization

Getting Started 

Basis of eligibility

Reason for applying

Preparer and interpreter information

About You 

Evidence 

Additional Information 

Review and Submit 

What is your eligibility category?


Select one 

Next

Cancel



U.S. Citizenship and Immigration Services



Topics

- Adoption
- Appeals
- Archive
- Avoid Scams
- Citizenship Resource Center
- Executive Actions on Immigration
- Family
- File Online
- Forms
- Green Card
- History and Genealogy
- Humanitarian
- Military
- Outreach
- Visit the U.S.
- Working in the U.S.

Verification

- E-Verify
- I-9 Central
- myE-Verify

Policies

- Accessibility
- Act and Privacy Act
- Adobe Reader
- No FEAR Act
- Plug-ins
- Privacy and Legal Disclaimers
- Social Media Policy
- Translation Disclaimer
- USCIS Freedom of Information

Government

- U.S. Department of Homeland Security
- U.S. Customs & Border Protection
- U.S. Immigration & Customs Enforcement
- U.S. Department of State Passports
- White House
- Visa Bulletin
- USA.gov

# I-765: Getting started for applying in a STEM/OT/IT eligibility category was selected



## I-765, Application for Employment Authorization

### Getting Started

- Basis of eligibility**
- Reason for applying
- Preparer and interpreter information

- About You
- Evidence
- Additional Information
- Review and Submit

What is your eligibility category?

What is your degree?

What is your employer's name as listed in E-Verify?

What is your employer's E-Verify company identification number or a valid E-verify client company identification number?

[Next](#) [Cancel](#)



U.S. Citizenship and Immigration Services



### Topics

- Adoption
- Appeals
- Archive
- Avoid Scams
- Citizenship Resource Center
- Executive Actions on Immigration
- Family
- File Online
- Forms
- Green Card
- History and Genealogy
- Humanitarian
- Military
- Outreach
- Visit the U.S.

### Verification

- E-Verify
- I-9 Central
- myE-Verify

### Policies

- Accessibility
- Act and Privacy Act
- Adobe Reader
- No FEAR Act
- Plug-ins
- Privacy and Legal Disclaimers
- Social Media Policy
- Translation Disclaimer
- USCIS Freedom of Information

### Government

- U.S. Department of Homeland Security
- U.S. Customs & Border Protection
- U.S. Immigration & Customs Enforcement
- U.S. Department of State Passports
- White House
- Visa Bulletin
- USA.gov

# I-765: Getting Started Reason for applying in a STEM/OT/IT Eligibility category was selected



## I-765, Application for Employment Authorization

### Getting Started

Basis of eligibility

**Reason for applying**

Preparer and interpreter information

About You

Evidence

Additional Information

Review and Submit

### What is your reason for applying?

- Initial permission to accept employment
- Replacement of lost, stolen, or damaged employment authorization document or correction of my employment authorization document NOT DUE to US Citizenship and Immigration Services error
- Renewal of permission to accept employment.

### Have you previously filed Form I-765?

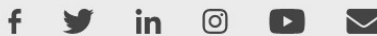
- Yes
- No

Back

Next



U.S. Citizenship and Immigration Services



#### Topics

Adoption

Appeals

Archive

Avoid Scams

Citizenship Resource Center

Executive Actions on Immigration

Family

File Online

Forms

Green Card

History and Genealogy

Humanitarian

Military

Outreach

Visit the U.S.

Working in the U.S.

#### Verification

E-Verify

I-9 Central

myE-Verify

#### Policies

Accessibility

Act and Privacy Act

Adobe Reader

No FEAR Act

Plug-ins

Privacy and Legal Disclaimers

Social Media Policy

Translation Disclaimer

USCIS Freedom of Information

#### Government

U.S. Department of Homeland Security

U.S. Customs & Border Protection

U.S. Immigration & Customs Enforcement

U.S. Department of State Passports

White House

Visa Bulletin

USA.gov



## I-765, Application for Employment Authorization

### Getting Started

#### Basis of eligibility

Reason for applying

Preparer and interpreter information

#### About You

#### Evidence

#### Additional Information

#### Review and Submit

### What is your eligibility category?

**⚠** You can file your request online only for certain eligibility categories

If your eligibility category does not appear on the drop-down list, you must file a paper [Form I-765](#). If you submit online and are not eligible for one of the listed categories, your application may be denied.

A12

**⚠** Only certain TPS applicants may apply online

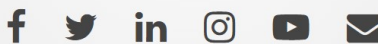
To apply under this eligibility category online, you must be an eligible national or habitual resident of Burma, Haiti, Syria, or Venezuela filing an initial application for TPS. If you do not meet these requirements, please submit a paper [Form I-765](#). If you file online and you are not allowed to, we may deny your application.

Back

Next



U.S. Citizenship and Immigration Services



### Topics

About USCIS

Adoption

Administrative Appeals

### Verification

E-Verify

I-9 Central

myE-Verify

### Policies

Accessibility

FOIA

No FEAR Act

### Government

U.S. Department of Homeland Security

DHS Components



# I-765: Starting Started - Reason for applying - If a TPS eligibility category was selected

Official website of the Department of Homeland Security [Here's how you know](#)



U.S. Citizenship and Immigration Services

My Account

Resources

Sign Out

applicant > tb\_app1@test.com > ac375b57-e510-421b-9723-65b2b4e1f356

## I-765, Application for Employment Authorization

### Getting Started

Basis of eligibility

**Reason for applying**

Preparer and interpreter information

About You

Evidence

Additional Information

Review and Submit

What is your reason for applying?

Initial permission to accept employment

Have you previously filed Form I-765?

Yes

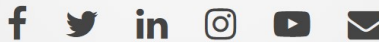
No

Back

Next



U.S. Citizenship and Immigration Services



### Topics

About USCIS

Adoption

Administrative Appeals

Archive

A-Z Index

Family

File Online

Glossary

Humanitarian

Laws and Policies

Military

### Verification

E-Verify

I-9 Central

myE-Verify

SAVE

### Policies

Accessibility

FOIA

No FEAR Act

Plug-ins

Privacy and Legal Disclaimers

Website Policies

### Government

U.S. Department of Homeland Security

DHS Components

DHS Inspector General

USA.gov

U.S. Department of State

White House

## I-765, Application for Employment Authorization

### Getting Started

[Basis of eligibility](#)

[Reason for applying](#)

**[Preparer and interpreter information](#)**

[About You](#) 

[Evidence](#) 

[Additional Information](#) 

[Review and Submit](#) 

Is someone assisting you with completing this application?

Yes


No

[Back](#)

[Next](#)



U.S. Citizenship and Immigration Services



### Topics

[Adoption](#)

[Appeals](#)

[Archive](#)

[Avoid Scams](#)

[Citizenship Resource Center](#)

[Executive Actions on Immigration](#)

[Family](#)

[File Online](#)

[Forms](#)

[Green Card](#)

[History and Genealogy](#)

[Humanitarian](#)

[Military](#)

[Outreach](#)

[Visit the U.S.](#)

[Working in the U.S.](#)

### Verification

[E-Verify](#)

[I-9 Central](#)

[myE-Verify](#)

### Policies

[Accessibility](#)

[Act and Privacy Act](#)

[Adobe Reader](#)

[No FEAR Act](#)

[Plug-ins](#)

[Privacy and Legal Disclaimers](#)

[Social Media Policy](#)

[Translation Disclaimer](#)

[USCIS Freedom of Information](#)

### Government

[U.S. Department of Homeland Security](#)

[U.S. Customs & Border Protection](#)

[U.S. Immigration & Customs Enforcement](#)

[U.S. Department of State Passports](#)

[White House](#)

[Visa Bulletin](#)

[USA.gov](#)



### I-765, Application for Employment Authorization

#### Getting Started

Basis of eligibility

Reason for applying

**Preparer and interpreter information**

Preparer information

Interpreter information

About You

Evidence

Additional Information

Review and Submit

Is someone assisting you with completing this application?

- Yes
- No

Is a preparer assisting you with completing this application?

A preparer is anyone who completes or helps you complete all or part of your application using information and answers that you provide.

- Yes
- No

Is an interpreter assisting you with completing this application?

An interpreter is anyone who translates or helps you translate all or part of your application using information and answers that you provide.


- Yes
- No

Back

Next



U.S. Citizenship and Immigration Services



#### Topics

- Adoption
- Appeals
- Archive
- Avoid Scams
- Citizenship Resource Center
- Executive Actions on Immigration
- Family
- File Online
- Forms
- Green Card
- History and Genealogy
- Humanitarian
- Military
- Outreach
- Visit the U.S.
- Working in the U.S.

#### Verification

- E-Verify
- I-9 Central
- myE-Verify

#### Policies

- Accessibility
- Act and Privacy Act
- Adobe Reader
- No FEAR Act
- Plug-ins
- Privacy and Legal Disclaimers
- Social Media Policy
- Translation Disclaimer
- USCIS Freedom of Information

#### Government

- U.S. Department of Homeland Security
- U.S. Customs & Border Protection
- U.S. Immigration & Customs Enforcement
- U.S. Department of State Passports
- White House
- Visa Bulletin
- USA.gov

I-765, Application for Employment Authorization

- Getting Started
Basis of eligibility
Reason for applying
Preparer and interpreter information
Preparer information
Interpreter information

- About You
Evidence
Additional Information
Review and Submit

What is your preparer's full name?

Given name (first name) Family name (last name)

What is your preparer's business or organization name?

My preparer is not part of a business or organization.


What is your preparer's mailing address?

Country
Address line 1
Address line 2
City or town State Zip code

What is your preparer's contact information?

Daytime phone number
Mobile telephone number
Email Address

Back Next



Topics

- Adoption
Appeals
Archive
Avoid Scams
Citizenship Resource Center
Executive Actions on Immigration
Family
File Online
Forms
Green Card
History and Genealogy
Humanitarian
Military
Outreach

Verification

- E-Verify
I-9 Central
myE-Verify

Policies

- Accessibility
Act and Privacy Act
Adobe Reader
No FEAR Act
Plug-ins
Privacy and Legal Disclaimers
Social Media Policy
Translation Disclaimer
USCIS Freedom of Information

Government

- U.S. Department of Homeland Security
U.S. Customs & Border Protection
U.S. Immigration & Customs Enforcement
U.S. Department of State Passports
White House
Visa Bulletin
USA.gov

I-765, Application for Employment Authorization

Getting Started

- Basis of eligibility
- Reason for applying
- Preparer and interpreter information
- Preparer information
- Interpreter information

About You

- Evidence
- Additional Information
- Review and Submit

What is your interpreter's full name?

Given name (first name)  Family name (last name)

What is your interpreter's business or organization name?

My interpreter is not part of a business or organization.

What is your interpreter's mailing address?

Country

Address line 1   
Street number and name

Address line 2   
Apartment, suite, unit, or floor

City or town  State  Zip code

What is your interpreter's contact information?

Daytime phone number

Mobile telephone number   
 My interpreter does not have a mobile telephone number

Email Address   
 My interpreter does not have an email address.

What language is your interpreter using to interpret this application for you?



Topics

- Adoption
- Appeals
- Archive
- Avoid Scams
- Citizenship Resource Center
- Executive Actions on Immigration
- Family
- File Online
- Forms
- Green Card
- History and Genealogy
- Humanitarian
- Military
- Outreach
- Visit the U.S.
- Working in the U.S.

Verification

- E-Verify
- I-9 Central
- myE-Verify

Policies

- Accessibility
- Act and Privacy Act
- Adobe Reader
- No FEAR Act
- Plug-ins
- Privacy and Legal Disclaimers
- Social Media Policy
- Translation Disclaimer
- USCIS Freedom of Information

Government

- U.S. Department of Homeland Security
- U.S. Customs & Border Protection
- U.S. Immigration & Customs Enforcement
- U.S. Department of State Passports
- White House
- Visa Bulletin
- USA.gov

About You

I-765, Application for Employment Authorization

Getting Started ▾

About You ▲

Your name

Your contact information

Describe yourself

When and where you were born

Your immigration information

Additional information

Evidence ▾

Additional Information ▾

Review and Submit ▾

What is your current legal name?

Your current legal name is the name on your birth certificate, unless it changed after birth by a legal action such as marriage or court order. Do not provide any nicknames here.

Given name (first name)

Middle name

Family name (last name)

Have you used any other names since birth?

Other names used may include nicknames, aliases, and maiden names.

Yes

No

Given name (first name)

Middle name

Family name (last name)


[+ Add another name](#)

[Back](#)

[Next](#)



U.S. Citizenship and Immigration Services



Topics

[Adoption](#)

[Appeals](#)

[Archive](#)

[Avoid Scams](#)

[Citizenship Resource Center](#)

[Executive Actions on Immigration](#)

[Family](#)

[File Online](#)

[Forms](#)

[Green Card](#)

[History and Genealogy](#)

[Humanitarian](#)

[Military](#)

[Outreach](#)

[Visit the U.S.](#)

[Working in the U.S.](#)

Verification

[E-Verify](#)

[I-9 Central](#)

[myE-Verify](#)

Policies

[Accessibility](#)

[Act and Privacy Act](#)

[Adobe Reader](#)

[No FEAR Act](#)

[Plug-ins](#)

[Privacy and Legal Disclaimers](#)

[Social Media Policy](#)

[Translation Disclaimer](#)

[USCIS Freedom of Information](#)

Government

[U.S. Department of Homeland Security](#)

[U.S. Customs & Border Protection](#)

[U.S. Immigration & Customs Enforcement](#)

[U.S. Department of State Passports](#)

[White House](#)

[Visa Bulletin](#)

[USA.gov](#)

### I-765, Application for Employment Authorization

- Getting Started
- About You**
- Your name
- Your contact information
- Describe yourself
- When and where you were born
- Your immigration information
- Additional information
- Evidence
- Additional Information
- Review and Submit

#### How may we contact you?

Daytime telephone number

Mobile telephone number (if any)

This is the same as my mobile telephone number.

Email address

#### What is your current U.S. mailing address?

We will use your current mailing address to contact you throughout the application process. We may not be able to contact you if you do not provide a complete and valid address. Please provide a U.S. address only.

In care of name (if any)

Address line 1

Street number and name

Address line 2

Apartment, suite, unit, or floor

City or town      State      ZIP code

#### Is your current mailing address the same as your physical address?

Yes

No

#### Where in the United States do you live?

Address line 1

Street number and name

Address line 2


Apartment, suite, unit, or floor

City or town      State      ZIP code

Back

Next



#### Topics

- Adoption
- Appeals
- Archive
- Avoid Scams
- Citizenship Resource Center
- Executive Actions on Immigration
- Family
- File Online
- Forms
- Green Card
- History and Genealogy
- Humanitarian
- Military
- Outreach
- Visit the U.S.
- Working in the U.S.

#### Verification

- E-Verify
- I-9 Central
- myE-Verify

#### Policies

- Accessibility
- Act and Privacy Act
- Adobe Reader
- No FEAR Act
- Plug-ins
- Privacy and Legal Disclaimers
- Social Media Policy
- Translation Disclaimer
- USCIS Freedom of Information

#### Government

- U.S. Department of Homeland Security
- U.S. Customs & Border Protection
- U.S. Immigration & Customs Enforcement
- U.S. Department of State Passports
- White House
- Visa Bulletin
- USA.gov



## I-765, Application for Employment Authorization

Getting Started ▾

**About You** ▲

Your name

Your contact information

**Describe yourself**

When and where you were born

Your immigration information

Additional information

Evidence ▾

Additional Information ▾

Review and Submit ▾

### What is your gender?

- Male
- Female

### What is your marital status?


- Single
- Married
- Divorced
- Widowed

Back

Next



U.S. Citizenship and Immigration Services



#### Topics

- Adoption
- Appeals
- Archive
- Avoid Scams
- Citizenship Resource Center
- Executive Actions on Immigration
- Family
- File Online
- Forms
- Green Card
- History and Genealogy
- Humanitarian

#### Verification

- E-Verify
- I-9 Central
- myE-Verify

#### Policies

- Accessibility
- Act and Privacy Act
- Adobe Reader
- No FEAR Act
- Plug-ins
- Privacy and Legal Disclaimers
- Social Media Policy
- Translation Disclaimer
- USCIS Freedom of Information

#### Government

- U.S. Department of Homeland Security
- U.S. Customs & Border Protection
- U.S. Immigration & Customs Enforcement
- U.S. Department of State Passports
- White House
- Visa Bulletin
- USA.gov



### I-765, Application for Employment Authorization

Getting Started

About You

Your name

Your contact information

Describe yourself

**When and where you were born**

Your immigration information

Additional information

Evidence

Additional Information

Review and Submit

What is your city, town, or village of birth?

What is your state or province of birth?

What is your country of birth?


What is your date of birth?

Back

Next



U.S. Citizenship and Immigration Services



#### Topics

- Adoption
- Appeals
- Archive
- Avoid Scams
- Citizenship Resource Center
- Executive Actions on Immigration
- Family
- File Online
- Forms
- Green Card
- History and Genealogy
- Humanitarian
- Military
- Outreach
- Visit the U.S.
- Working in the U.S.

#### Verification

- E-Verify
- I-9 Central
- myE-Verify

#### Policies

- Accessibility
- Act and Privacy Act
- Adobe Reader
- No FEAR Act
- Plug-ins
- Privacy and Legal Disclaimers
- Social Media Policy
- Translation Disclaimer
- USCIS Freedom of Information

#### Government

- U.S. Department of Homeland Security
- U.S. Customs & Border Protection
- U.S. Immigration & Customs Enforcement
- U.S. Department of State Passports
- White House
- Visa Bulletin
- USA.gov

I-765, Application for Employment Authorization

- Getting Started
- About You
  - Your name
  - Your contact information
  - Describe yourself
  - When and where you were born
  - Your immigration information
  - Additional information
- Evidence
- Additional Information
- Review and Submit

What is your country of citizenship or nationality?

List all countries where you are currently a citizen or national.

+ Add Country

What is your Form I-94 Arrival-Departure Record Number (if any)?

When did you last arrive in the United States?

List your arrival date, place of arrival, and status at arrival.

Date of arrival

Place of arrival

Status at last arrival

What is the passport number of your most recently issued passport?

What is your travel document number (if any)?

What is the expiration date of your passport or travel document?

What country issued your passport or travel document?

What is your current immigration status or category?

What is your Student and Exchange Visitor Information System (SEVIS) Number (if any)?

Use the "Additional Information" section to include all previously used SEVIS numbers.

Back

Next



U.S. Citizenship and Immigration Services



Topics

- Adoption
- Appeals
- Archive
- Avoid Scams
- Citizenship Resource Center
- Executive Actions on Immigration
- Family
- File Online
- Forms
- Green Card
- History and Genealogy
- Humanitarian
- Military
- Outreach
- Visit the U.S.
- Working in the U.S.

Verification

- E-Verify
- I-9 Central
- myE-Verify

Policies

- Accessibility
- Act and Privacy Act
- Adobe Reader
- No FEAR Act
- Plug-ins
- Privacy and Legal Disclaimers
- Social Media Policy
- Translation Disclaimer
- USCIS Freedom of Information

Government

- U.S. Department of Homeland Security
- U.S. Customs & Border Protection
- U.S. Immigration & Customs Enforcement
- U.S. Department of State Passports
- White House
- Visa Bulletin
- USA.gov



### I-765, Application for Employment Authorization

Getting Started

About You

Your name

Your contact information

Describe yourself

When and where you were born

Your immigration information

Additional information

Evidence

Additional Information

Review and Submit

#### What is your A-Number?

I do not have or know my A-Number.

#### What is your USCIS Online Account Number?

Providing your unique USCIS Online Account Number (OAN) helps us manage your account. You may already have an OAN if you previously filed certain paper forms and received an Account Access Notice in the mail. You can find the OAN at the top of the notice; it is not the same as an A-Number.

I do not have or know my USCIS Online Account Number

#### Has the Social Security Administration (SSA) ever officially issued a Social Security card to you?

Yes

No

#### What is your Social Security number (if known)?

Back

Next



U.S. Citizenship and Immigration Services



#### Topics

- Adoption
- Appeals
- Archive
- Avoid Scams
- Citizenship Resource Center
- Executive Actions on Immigration
- Family
- File Online
- Forms
- Green Card
- History and Genealogy
- Humanitarian
- Military
- Outreach
- Visit the U.S.
- Working in the U.S.

#### Verification

- E-Verify
- I-9 Central
- myE-Verify

#### Policies

- Accessibility
- Act and Privacy Act
- Adobe Reader
- No FEAR Act
- Plug-ins
- Privacy and Legal Disclaimers
- Social Media Policy
- Translation Disclaimer
- USCIS Freedom of Information

#### Government

- U.S. Department of Homeland Security
- U.S. Customs & Border Protection
- U.S. Immigration & Customs Enforcement
- U.S. Department of State Passports
- White House
- Visa Bulletin
- USA.gov

[Contact Us](#)

I-765, Application for Employment Authorization

Getting Started

About You

- Your name
- Your contact information
- Describe yourself
- When and where you were born
- Your immigration information

Additional information

Evidence

Additional Information

Review and Submit

What is your A-Number?

I do not have or know my A-Number.

A-

What is your USCIS Online Account Number?

Providing your unique USCIS Online Account Number (OAN) helps us manage your account. You may already have an OAN if you previously filed certain paper forms and received an Account Access Notice in the mail. You can find the OAN at the top of the notice; it is not the same as an A-Number.

I do not have a USCIS Online Account Number.

Has the Social Security Administration (SSA) ever officially issued a Social Security card to you?

Yes  
 No

Do you want the SSA to issue you a Social Security card?

Yes  
 No

Consent for Disclosure: I authorize disclosure of information from this application to the SSA as required for the purpose of assigning me an SSN and issuing me a Social Security card.

Yes  
 No

What is your father's birth name?


Given name (first name)  Family name (last name)

What is your mother's birth name?

Given name (first name)  Family name (last name)

Back

Next



Topics

- Adoption
- Appeals
- Archive
- Avoid Scams
- Citizenship Resource Center
- Executive Actions on Immigration
- Family
- File Online
- Forms
- Green Card
- History and Genealogy
- Humanitarian
- Military
- Outreach
- Visit the U.S.

Verification

- E-Verify
- I-9 Central
- myE-Verify

Policies

- Accessibility
- Act and Privacy Act
- Adobe Reader
- No FEAR Act
- Plug-ins
- Privacy and Legal Disclaimers
- Social Media Policy
- Translation Disclaimer
- USCIS Freedom of Information

Government

- U.S. Department of Homeland Security
- U.S. Customs & Border Protection
- U.S. Immigration & Customs Enforcement
- U.S. Department of State Passports
- White House
- Visa Bulletin
- USA.gov

Evidence

## I-765, Application for Employment Authorization

Getting Started ▾

About You ▾

Evidence ▲

### 2 x 2 Photo of you

Form I-94

Employment Authorization Document

Proof of enrollment

Post Completion CPT or OPT

Form I-20

College degree

Institution accreditation

Additional Information ▾

Review and Submit ▾

## 2 x 2 Photo of You

Upload 2 identical recent color photographs of yourself that measures 2 inches by 2 inches, with your face measuring 1 inch to 1 3/8 inch from your chin to the top of your head. Your eyes should be between 1 1/8 inch and 1 3/8 inch from the bottom of the photo.

Make sure your whole face is visible, you are facing the camera directly, and the background is white or off-white. Your head must be bare, unless contrary to your religious beliefs.

If you need help understanding the photo requirements or want to resize, rotate, or crop your photo, you can use the Department of State's [photo composition tools](#). Please note that we cannot approve your application without your photos.

### File requirements

- Clear and readable
- Accepted file formats: JPG, JPEG, PNG
- No encrypted or password-protected files
- If your documents are in a foreign language, upload a full English translation and a translator's certification with each original document
- Accepted characters: English letters, numbers, spaces, periods, hyphens, underscores, and parentheses
- Maximum size: 6MB per file

[Choose](#) or drop files here to upload


---

[Back](#)

[Next](#)



U.S. Citizenship and Immigration Services



### Topics

- Adoption
- Appeals
- Archive
- Avoid Scams
- Citizenship Resource Center
- Executive Actions on Immigration
- Family
- File Online
- Forms
- Green Card
- History and Genealogy
- Humanitarian
- Military
- Outreach
- Visit the U.S.
- Working in the U.S.

### Verification

- E-Verify
- I-9 Central
- myE-Verify

### Policies

- Accessibility
- Act and Privacy Act
- Adobe Reader
- No FEAR Act
- Plug-ins
- Privacy and Legal Disclaimers
- Social Media Policy
- Translation Disclaimer
- USCIS Freedom of Information

### Government

- U.S. Department of Homeland Security
- U.S. Customs & Border Protection
- U.S. Immigration & Customs Enforcement
- U.S. Department of State Passports
- White House
- Visa Bulletin
- USA.gov



### I-765, Application for Employment Authorization

Getting Started ▼

About You ▼

**Evidence** ▲

2 x 2 Photo of you

**Form I-94**

Employment Authorization Document

Proof of enrollment

Previous CPT or OPT

Form I-20

College degree

Institution accreditation

Additional Information ▼

Review and Submit ▼

### Form I-94, Arrival and Departure Record

Upload a copy of one of the following:

- Your Form I-94, Arrival-Departure Record (front and back);
- A printout of your electronic Form I-94 ; or
- Your passport or other travel document.

If you were admitted to the United States by CBP at an airport or seaport after April 30, 2013, CBP may have issued you an electronic Form I-94 instead of a paper Form I-94. You may visit the [CBP website](#) to obtain a paper version of an electronic Form I-94. CBP does not charge a fee for this service. Some travelers admitted to the United States at a land border, airport, or seaport, after April 30, 2013, with a passport or travel document, who were issued a paper Form I-94 by CBP, may also be able to obtain a replacement Form I-94 from the CBP website without charge.

If your Form I-94 cannot be obtained from the CBP website, it may be obtained by filing [Form I-102, Application for Replacement/Initial Nonimmigrant Arrival-Departure Record](#), with USCIS. USCIS does charge a fee for this service.

#### File requirements

- Clear and readable
- Accepted file formats: JPG, JPEG, PNG
- No encrypted or password-protected files
- If your documents are in a foreign language, upload a full English translation and a translator's certification with each original document
- Accepted characters: English letters, numbers, spaces, periods, hyphens, underscores, and parentheses
- Maximum size: 6MB per file


[Choose](#) or drop files here to upload

Back

Next



U.S. Citizenship and Immigration Services



#### Topics

- Adoption
- Appeals
- Archive
- Avoid Scams
- Citizenship Resource Center
- Executive Actions on Immigration
- Family
- File Online
- Forms
- Green Card
- History and Genealogy
- Humanitarian
- Military
- Outreach
- Visit the U.S.
- Working in the U.S.

#### Verification

- E-Verify
- I-9 Central
- myE-Verify

#### Policies

- Accessibility
- Act and Privacy Act
- Adobe Reader
- No FEAR Act
- Plug-ins
- Privacy and Legal Disclaimers
- Social Media Policy
- Translation Disclaimer
- USCIS Freedom of Information

#### Government

- U.S. Department of Homeland Security
- U.S. Customs & Border Protection
- U.S. Immigration & Customs Enforcement
- U.S. Department of State Passports
- White House
- Visa Bulletin
- USA.gov





### I-765, Application for Employment Authorization

Getting Started

About You

**Evidence**

2 x 2 Photo of you

Form I-94

**Employment Authorization Document**

Proof of enrollment

Previous CPT or OPT

Form I-20

College degree

Institution accreditation

Additional Information

Review and Submit

## Employment Authorization Document or Government ID

Upload a copy of your last Employment Authorization document (EAD) (front and back). If you were not previously issued an EAD, you must upload a copy of a government-issued identity document (such as a passport) showing your picture, name, and date of birth; a birth certificate with photo ID; a visa issued by a foreign consulate; or a national ID document with photo and/or fingerprint. The identity document photocopy must clearly show your facial features and contain your biographical information.

### File requirements

- Clear and readable
- Accepted file formats: JPG, JPEG, PNG
- No encrypted or password-protected files
- If your documents are in a foreign language, upload a full English translation and a translator's certification with each original document
- Accepted characters: English letters, numbers, spaces, periods, hyphens, underscores, and parentheses
- Maximum size: 6MB per file


[Choose](#) or drop files here to upload

Back

Next



U.S. Citizenship and Immigration Services



#### Topics

- Adoption
- Appeals
- Archive
- Avoid Scams
- Citizenship Resource Center
- Executive Actions on Immigration
- Family
- File Online

#### Verification

- E-Verify
- I-9 Central
- myE-Verify

#### Policies

- Accessibility
- Act and Privacy Act
- Adobe Reader
- No FEAR Act
- Plug-ins
- Privacy and Legal Disclaimers
- Social Media Policy
- Translation Disclaimer

#### Government

- U.S. Department of Homeland Security
- U.S. Customs & Border Protection
- U.S. Immigration & Customs Enforcement
- U.S. Department of State Passports
- White House
- Visa Bulletin



I-765, Application for Employment Authorization

- Getting Started
- About You
- Evidence**
  - 2 x 2 Photo of you
  - Form I-94
  - Employment Authorization Document
  - Proof of enrollment**
    - Previous CPT or OPT
    - Form I-20
    - College degree
    - Institution accreditation
- Additional Information
- Review and Submit

Proof of Enrollment

Upload evidence of having been lawfully enrolled on a full-time basis for one full academic year at a college, university, conservatory, or seminary approved by the U.S. Immigration and Customs Enforcement (ICE) Student and Exchange Visitor Program (SEVP) for attendance by F-1 foreign students.

File requirements

- Clear and readable
- Accepted file formats: JPG, JPEG, PNG
- No encrypted or password-protected files
- If your documents are in a foreign language, upload a full English translation and a translator's certification with each original document
- Accepted characters: English letters, numbers, spaces, periods, hyphens, underscores, and parentheses
- Maximum size: 6MB per file


Choose or drop files here to upload

Back

Next



U.S. Citizenship and Immigration Services



Topics

- Adoption
- Appeals
- Archive
- Avoid Scams
- Citizenship Resource Center
- Executive Actions on Immigration
- Family
- File Online

Verification

- E-Verify
- I-9 Central
- myE-Verify

Policies

- Accessibility
- Act and Privacy Act
- Adobe Reader
- No FEAR Act
- Plug-ins
- Privacy and Legal Disclaimers
- Social Media Policy
- Translation Disclaimer

Government

- U.S. Department of Homeland Security
- U.S. Customs & Border Protection
- U.S. Immigration & Customs Enforcement
- U.S. Department of State Passports
- White House
- Visa Bulletin



I-765, Application for Employment Authorization

Getting Started

About You

Evidence

2 x 2 Photo of you

Form I-94

Employment Authorization Document

Proof of enrollment

Post Completion CPT or OPT

Form I-20

College degree

Institution accreditation

Additional Information

Review and Submit

Post Completion CPT or OPT

Upload evidence of any previously authorized CPT or OPT and the academic level at which it was authorized.

File requirements

- Clear and readable
- Accepted file formats: JPG, JPEG, PNG
- No encrypted or password-protected files
- If your documents are in a foreign language, upload a full English translation and a translator's certification with each original document
- Accepted characters: English letters, numbers, spaces, periods, hyphens, underscores, and parentheses
- Maximum size: GMB per file


[Choose](#) or drop files here to upload

Back

Next



U.S. Citizenship and Immigration Services



Topics

- Adoption
- Appeals
- Archive
- Avoid Scams
- Citizenship Resource Center
- Executive Actions on Immigration
- Family
- File Online

Verification

- E-Verify
- I-9 Central
- myE-Verify

Policies

- Accessibility
- Act and Privacy Act
- Adobe Reader
- No FEAR Act
- Plug-ins
- Privacy and Legal Disclaimers
- Social Media Policy
- Translation Disclaimer

Government

- U.S. Department of Homeland Security
- U.S. Customs & Border Protection
- U.S. Immigration & Customs Enforcement
- U.S. Department of State Passports
- White House
- Visa Bulletin



### I-765, Application for Employment Authorization

Getting Started

About You

**Evidence**

2 x 2 Photo of you

Form I-94

Employment Authorization Document

Proof of enrollment

Previous CPT or OPT

**Form I-20**

College degree

Institution accreditation

Additional Information

Review and Submit

### I-20, Certificate of Eligibility for Nonimmigrant Student Status

Upload a copy of the Form I-20, Certificate of Eligibility for Nonimmigrant Student Status endorsed by the Designated School Official (DSO). For the (c)(3)(B) eligibility category, your DSO must have entered the recommendation for OPT into your SEVIS record within 30 days of you submitting Form I-765. If you fail to do so, we will deny your OPT request. For the (c)(3)(C) eligibility category, the Form I-20 must have been endorsed by the DSO within 60 days of submitting Form I-765.

#### File requirements

- Clear and readable
- Accepted file formats: JPG, JPEG, PNG
- No encrypted or password-protected files
- If your documents are in a foreign language, upload a full English translation and a translator's certification with each original document
- Accepted characters: English letters, numbers, spaces, periods, hyphens, underscores, and parentheses
- Maximum size: 6MB per file


[Choose](#) or drop files here to upload

Back

Next



U.S. Citizenship and Immigration Services



#### Topics

Adoption

Appeals

Archive

Avoid Scams

Citizenship Resource Center

Executive Actions on Immigration

Family

File Online

#### Verification

E-Verify

I-9 Central

myE-Verify

#### Policies

Accessibility

Act and Privacy Act

Adobe Reader

No FEAR Act

Plug-ins

Privacy and Legal Disclaimers

Social Media Policy

Translation Disclaimer

#### Government

U.S. Department of Homeland Security

U.S. Customs & Border Protection

U.S. Immigration & Customs Enforcement

U.S. Department of State Passports

White House

Visa Bulletin

Please note: this evidence is conditional for eligibility category is (c)(3)(C)



I-765, Application for Employment Authorization

Getting Started

About You

Evidence

2 x 2 Photo of you

Form I-94

Employment Authorization Document

Proof of enrollment

Previous CPT or OPT

Form I-20

College degree

Institution accreditation

Additional Information

Review and Submit

College Degree

Upload evidence the degree that is the basis for the STEM OPT extension is in one of the degree programs currently listed on the [STEM Designated Degree Program List](#) or a copy of your prior STEM degree.

File requirements

- Clear and readable
- Accepted file formats: JPG, JPEG, PNG
- No encrypted or password-protected files
- If your documents are in a foreign language, upload a full English translation and a translator's certification with each original document
- Accepted characters: English letters, numbers, spaces, periods, hyphens, underscores, and parentheses
- Maximum size: 6MB per file


[Choose](#) or drop files here to upload

Back

Next



U.S. Citizenship and Immigration Services



Topics

- Adoption
- Appeals
- Archive
- Avoid Scams
- Citizenship Resource Center
- Executive Actions on Immigration
- Family
- File Online
- Forms
- Green Card
- History and Genealogy
- Humanitarian
- Military
- Outreach
- Visit the U.S.
- Working in the U.S.

Verification

- E-Verify
- I-9 Central
- myE-Verify

Policies

- Accessibility
- Act and Privacy Act
- Adobe Reader
- No FEAR Act
- Plug-ins
- Privacy and Legal Disclaimers
- Social Media Policy
- Translation Disclaimer
- USCIS Freedom of Information

Government

- U.S. Department of Homeland Security
- U.S. Customs & Border Protection
- U.S. Immigration & Customs Enforcement
- U.S. Department of State Passports
- White House
- Visa Bulletin
- USA.gov

Please note: this evidence is conditional for eligibility category is (c)(3)(C)



### I-765, Application for Employment Authorization

Getting Started

About You

**Evidence**

2 x 2 Photo of you

Form I-94

Employment Authorization Document

Proof of enrollment

Previous CPT or OPT

Form I-20

College degree

**Institution accreditation**

Additional Information

Review and Submit

### Institution Accreditation

Upload evidence that the institution that granted your STEM degree is currently accredited by the U.S. Department of Education and certified by the Student Exchange and Visitor Program (SEVP), if this STEM OPT extension is based on a previously earned STEM degree.

#### File requirements

- Clear and readable
- Accepted file formats: JPG, JPEG, PNG
- No encrypted or password-protected files
- If your documents are in a foreign language, upload a full English translation and a translator's certification with each original document
- Accepted characters: English letters, numbers, spaces, periods, hyphens, underscores, and parentheses
- Maximum size: 6MB per file


[Choose](#) or drop files here to upload

Back

Next



U.S. Citizenship and Immigration Services



#### Topics

- Adoption
- Appeals
- Archive
- Avoid Scams
- Citizenship Resource Center
- Executive Actions on Immigration
- Family
- File Online
- Forms
- Green Card
- History and Genealogy
- Humanitarian
- Military
- Outreach
- Visit the U.S.
- Working in the U.S.

#### Verification

- E-Verify
- I-9 Central
- myE-Verify

#### Policies

- Accessibility
- Act and Privacy Act
- Adobe Reader
- No FEAR Act
- Plug-ins
- Privacy and Legal Disclaimers
- Social Media Policy
- Translation Disclaimer
- USCIS Freedom of Information

#### Government

- U.S. Department of Homeland Security
- U.S. Customs & Border Protection
- U.S. Immigration & Customs Enforcement
- U.S. Department of State Passports
- White House
- Visa Bulletin
- USA.gov

# I-765: Evidence – Proof of identity and nationality – this evidence is required if a TPS eligibility category was selected



## I-765, Application for Employment Authorization

Getting Started

About You

**Evidence**

2 x 2 photo of you

Form I-94

Employment Authorization Document

**Proof of identity and nationality**

Additional Information

Review and Submit

### Proof Of Identity And Nationality

Upload proof of your identity and nationality. Examples of documents you may submit include copies of your:

- Passport(cover to cover);
- Birth certificate accompanied by photo identification; or
- Any national identity document from your country of origin that includes your photo and/ or fingerprint.

### File requirements

- Clear and readable
- Accepted file formats: JPG, JPEG, PDF, TIF, or TIFF
- No encrypted or password-protected files
- If your documents are in a foreign language, upload a full English translation and the translator's certification with each original document.
- Accepted characters: English letters, numbers, spaces, periods, hyphens, underscores, and parentheses
- Maximum size: 6MB per file

Choose or drop files here to upload

Back

Next



U.S. Citizenship and Immigration Services



#### Topics

- About USCIS
- Adoption
- Administrative Appeals
- Archive

#### Verification

- E-Verify
- I-9 Central
- myE-Verify
- SAVE

#### Policies

- Accessibility
- FOIA
- No FEAR Act
- Plug-ins

#### Government

- U.S. Department of Homeland Security
- DHS Components
- DHS Inspector General

# Additional Information





I-765, Application for Employment Authorization

Getting Started

About You

Evidence

Additional information

Additional information

Review and Submit

You may provide additional information for your application

If you need to provide any additional information for any of your answers to the questions in this form, enter it into the space below. You should include the questions that you are referencing.

If you do not need to provide any additional information, you may leave this section blank.

+ Add a Response

Back

Next



U.S. Citizenship and Immigration Services



Topics

Adoption

Appeals

Archive

Avoid Scams

Citizenship Resource Center

Executive Actions on Immigration

Family

File Online

Verification

E-Verify

I-9 Central

myE-Verify

Policies

Accessibility

Act and Privacy Act

Adobe Reader

No FEAR Act

Plug-ins

Privacy and Legal Disclaimers

Social Media Policy

Translation Disclaimer

Government

U.S. Department of Homeland Security

U.S. Customs & Border Protection

U.S. Immigration & Customs Enforcement

U.S. Department of State Passports

White House

Visa Bulletin



I-765, Application for Employment Authorization

Getting Started

About You

Evidence

Additional information

Additional information

Review and Submit

You may provide additional information for your application

If you need to provide any additional information for any of your answers to the questions in this form, enter it into the space below. You should include the questions that you are referencing.

If you do not need to provide any additional information, you may leave this section blank.

Section

Page

Question

Additional information

0 / 500

Save response

Cancel



U.S. Citizenship and Immigration Services



Topics

Adoption

Appeals

Archive

Avoid Scams

Citizenship Resource Center

Verification

E-Verify

I-9 Central

myE-Verify

Policies

Accessibility

Act and Privacy Act

Adobe Reader

No FEAR Act

Plug-ins

Government

U.S. Department of Homeland Security

U.S. Customs & Border Protection

U.S. Immigration & Customs Enforcement

U.S. Department of State

Review and submit

## I-765, Application for Employment Authorization

- Getting Started ▾
- About You ▾
- Evidence ▾
- Additional Information ▾

### Review and Submit ▲

#### Review your application

Your application summary

Preparer statement

Preparer signature

Interpreter certification

Interpreter signature

Your statement

Your signature

## Check your application before you submit

We will review your application to check for accuracy and completeness before you submit it.

We encourage you to provide as many responses as you can throughout the application, to the best of your knowledge. Missing information can slow down the review process after you submit your application.

You can return to this page to review your application as many times as you want before you submit it.


### Your fee

 Your form filing fee is: [XXXX]

Refund Policy: USCIS does not refund fees, regardless of any action we take on your application, petition or request, or how long USCIS takes to reach a decision. By continuing this transaction, you acknowledge that you must submit fees in the exact amount and that you are paying the fees for a government service.

### Alerts and warning

A green alert means you have completed all required fields and responses.


 We found no alerts or warnings in your application.

[Back](#)

[Next](#)



U.S. Citizenship and Immigration Services



### Topics

- Adoption
- Appeals
- Archive
- Avoid Scams
- Citizenship Resource Center
- Executive Actions on Immigration
- Family
- File Online
- Forms
- Green Card
- History and Genealogy
- Humanitarian
- Military
- Outreach
- Visit the U.S.
- Working in the U.S.

### Verification

- E-Verify
- I-9 Central
- myE-Verify

### Policies

- Accessibility
- Act and Privacy Act
- Adobe Reader
- No FEAR Act
- Plug-ins
- Privacy and Legal Disclaimers
- Social Media Policy
- Translation Disclaimer
- USCIS Freedom of Information

### Government

- U.S. Department of Homeland Security
- U.S. Customs & Border Protection
- U.S. Immigration & Customs Enforcement
- U.S. Department of State Passports
- White House
- Visa Bulletin
- USA.gov

## I-765, Application for Employment Authorization

- Getting Started ▾
- About You ▾
- Evidence ▾
- Additional Information ▾

- Review and Submit** ▴
- Review your application
- Your application summary**
- Preparer statement
- Preparer signature
- Interpreter certification
- Interpreter signature
- Your statement
- Your signature

### Review the I-765 form information Print

Here is a summary of all the information you provided in your application.

Make sure you have provided responses for everything that applies to you before you submit your application. You can edit your responses by going to each application section using the site navigation.

We also prepared a draft case snapshot with your responses, which you can download below.

[View draft case snapshot](#)

#### Getting Started

##### Basis of eligibility

What is your eligibility category? -

What is your degree? -

What is your employer's name as listed in E-Verify? -

What is your employer's E-Verify company identification number or a valid E-Verify client company identification number? -

##### Reason for applying

What is your reason for applying? -

Have you previously filed Form I-765? -

##### Preparer and interpreter information

Is someone assisting you with completing this application? -

Is an interpreter assisting you with completing this application? -

##### Preparer information

What's the preparer's contact information?

Email address -

Mobile telephone number -

Daytime telephone number -

What is your preparer's mailing Address?

Country -

Address line 1 -

Address line 2 -

City or town -

State -

Province -

ZIP code -

Postal code -

What is your preparer's business or organization name? -

What is your interpreter's full name?

Family name (last name) -

Given name (first name) -

What language is your interpreter using to interpret this application for you? -

#### About You

##### Your name

What is your current legal name?

Given name (first name) -

Middle name -

Family name (last name) -

Has used additional names -

##### Your contact information

How may we contact you?

Daytime telephone number -

Mobile telephone number (if any) -

Email address -

What is your current U.S. mailing address?

In care of name (if any) -

Address line 1 -

Address line 2 -

City or town -

State -

ZIP code -

Is your current mailing address the same as your physical address? -

##### Physical Address

Address line 1 -

Address line 2 -

City or town -

State -

ZIP code -

##### Describe yourself

What is your gender? -

What is your marital status? -

##### When and where you were born?

What is your city, town, or village of birth? -

What is your state or province of birth? -

What is your country of birth? -

What is your date of birth? -

**Your immigration information**

When did you last arrive in the United States?

Place of arrival -

Date of arrival -

Status at last arrival -

What is your Form I-94 Arrival-Departure Record Number (if any)? -

What is the passport number of your most recently issued passport? -

What is your travel document number (if any)? -

What is the expiration date of your passport or travel document? -

What country issued your passport or travel document? -

What is your current immigration status or category? -

What is your Student and Exchange Visitor Information System (SEVIS) Number (if any)? -

**Additional information**

What is your A-Number? -

What is your USCIS Online Account Number? -

Has the Social Security Administration (SSA) ever officially issued a Social Security card to you? -

What is your Social Security number (if known)? -

Do you want the SSA to issue you a Social Security card? -

Consent for Disclosure: I authorize disclosure of information from this application to the SSA as required for the purpose of assigning me an SSN and issuing me a Social Security card. -

What is your father's birth name?

Given name (first name) -

Family name (last name) -

What is your mother's birth name?

Given name (first name) -

Family name (last name) -

**Evidence**

**Additional information**

### I-765, Application for Employment Authorization

- Getting Started
- About You
- Evidence
- Additional Information
- Review and Submit**
- Review your application
- Your application summary
- Preparer statement**
- Preparer signature
- Interpreter certification
- Interpreter signature
- Your statement
- Your signature

### Preparer statement

Your preparer must read the statements below and select the statement that applies to him or her.

If your preparer is an attorney or accredited representative whose representation extends beyond preparation of this application, he or she may be obliged to submit a completed Notice of Entry of Appearance as Attorney or Accredited Representative (G-28) with your application.

- I am not an attorney or accredited representative but have prepared this application on behalf of the applicant and with the applicant's consent.
- I am an attorney or accredited representative and my representation of the applicant in this case does not extend beyond the preparation of this application.
- I am an attorney or accredited representative and my representation of the applicant in this case extends beyond the preparation of this application.

### Preparer's certification

Your preparer must read and agree to the certification below.

By my signature, I certify, under penalty of perjury, that I prepared this application at the request of the applicant. The applicant then reviewed this completed application and informed me that he or she understands all of the information contained in, and submitted with, his or her application, including the Applicant's Declaration and Certification, and that all of this information is complete, true, and correct. I completed this application based only on information that the applicant provided to me or authorized me to obtain or use.

As the applicant's preparer, you must sign on paper and provide your signature page to the applicant.


Follow these steps:

1. [Download the Preparer Signature page.](#)
2. Print the Preparer Signature page.
3. Read and sign the Preparer Signature page.
4. Give the signed Preparer Signature page to the applicant.

The applicant will need to scan and upload your completed signature page on the next screen.

Back

Next



#### Topics

- Adoption
- Appeals
- Archive
- Avoid Scams
- Citizenship Resource Center
- Executive Actions on Immigration
- Family
- File Online
- Forms
- Green Card
- History and Genealogy
- Humanitarian
- Military
- Outreach
- Visit the U.S.
- Working in the U.S.

#### Verification

- E-Verify
- I-9 Central
- myE-Verify

#### Policies

- Accessibility
- Act and Privacy Act
- Adobe Reader
- No FEAR Act
- Plug-ins
- Privacy and Legal Disclaimers
- Social Media Policy
- Translation Disclaimer
- USCIS Freedom of Information

#### Government

- U.S. Department of Homeland Security
- U.S. Customs & Border Protection
- U.S. Immigration & Customs Enforcement
- U.S. Department of State Passports
- White House
- Visa Bulletin
- USA.gov





### I-765, Application for Employment Authorization

- Getting Started ▼
- About You ▼
- Evidence ▼
- Additional Information ▼
- Review and Submit ▲**
  - Review your application
  - Your application summary
  - Preparer statement
  - Preparer signature**
  - Interpreter certification
  - Interpreter signature
  - Your statement
  - Your signature

## Preparer signature upload

Scan and upload your preparer's completed signature page below.

### File requirements

- Clear and readable
- Accepted file formats: JPG, JPEG, PNG
- No encrypted or password-protected files
- If your documents are in a foreign language, upload a full English translation and a translator's certification with each original document
- Accepted characters: English letters, numbers, spaces, periods, hyphens, underscores, and parentheses
- Maximum size: 6MB per file

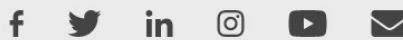
[Choose](#) or drop files here to upload

Back

Next



U.S. Citizenship and Immigration Services



### Topics

- Adoption
- Appeals
- Archive
- Avoid Scams
- Citizenship Resource Center
- Executive Actions on Immigration
- Family
- File Online
- Forms
- Green Card
- History and Genealogy

### Verification

- E-Verify
- I-9 Central
- myE-Verify

### Policies

- Accessibility
- Act and Privacy Act
- Adobe Reader
- No FEAR Act
- Plug-ins
- Privacy and Legal Disclaimers
- Social Media Policy
- Translation Disclaimer
- USCIS Freedom of Information

### Government

- U.S. Department of Homeland Security
- U.S. Customs & Border Protection
- U.S. Immigration & Customs Enforcement
- U.S. Department of State Passports
- White House
- Visa Bulletin
- USA.gov

I-765, Application for Employment Authorization

Getting Started ▾

About You ▾

Evidence ▾

Additional Information ▾

**Review and Submit** ▲

Review your application

Your application summary

Preparer statement

Preparer signature

**Interpreter certification**

Interpreter signature

Your statement

Your signature

### Interpreter's certification and signature

Your interpreter must read and agree to the certification below.



I certify, under penalty of perjury, that: I am fluent in English and the language provided in the Getting Started section of this application, and I have read to this applicant in the identified language every question and instruction on this application and his or her answer to every question. The applicant informed me that he or she understands every instruction, question, and answer on the application, including the **Applicant's Declaration and Certification**, and has verified the accuracy of every answer.

As the applicant's preparer, you must sign on paper and provide your signature page to the applicant.

Follow these steps:

1. [Download the Preparer Signature page.](#)
2. Print the Preparer Signature page.
3. Read and sign the Preparer Signature page.
4. Give the signed Preparer Signature page to the applicant.


The applicant will need to scan and upload your completed signature page on the next screen.

[Back](#)

[Next](#)



U.S. Citizenship and Immigration Services



#### Topics

- Adoption
- Appeals
- Archive
- Avoid Scams
- Citizenship Resource Center
- Executive Actions on Immigration
- Family
- File Online
- Forms
- Green Card
- History and Genealogy
- Humanitarian
- Military
- Outreach
- Visit the U.S.
- Working in the U.S.

#### Verification

- E-Verify
- I-9 Central
- myE-Verify

#### Policies

- Accessibility
- Act and Privacy Act
- Adobe Reader
- No FEAR Act
- Plug-ins
- Privacy and Legal Disclaimers
- Social Media Policy
- Translation Disclaimer
- USCIS Freedom of Information

#### Government

- U.S. Department of Homeland Security
- U.S. Customs & Border Protection
- U.S. Immigration & Customs Enforcement
- U.S. Department of State Passports
- White House
- Visa Bulletin
- USA.gov

## I-765, Application for Employment Authorization

Getting Started ▾

About You ▾

Evidence ▾

Additional Information ▾

**Review and Submit** ▲

Review your application

Your application summary

Preparer statement

Preparer signature

Interpreter certification

**Interpreter signature**

Your statement

Your signature

## Interpreter's signature upload

Scan and upload your preparer's completed signature page below.

### File requirements

- Clear and readable
- Accepted file formats: JPG, JPEG, PNG
- No encrypted or password-protected files
- If your documents are in a foreign language, upload a full English translation and a translator's certification with each original document
- Accepted characters: English letters, numbers, spaces, periods, hyphens, underscores, and parentheses
- Maximum size: 6MB per file


[Choose](#) or drop files here to upload

[Back](#)

[Next](#)



U.S. Citizenship and Immigration Services



### Topics

- Adoption
- Appeals
- Archive
- Avoid Scams
- Citizenship Resource Center
- Executive Actions on Immigration
- Family
- File Online
- Forms
- Green Card
- History and Genealogy
- Humanitarian
- Military
- Outreach
- Visit the U.S.
- Working in the U.S.

### Verification

- E-Verify
- I-9 Central
- myE-Verify

### Policies

- Accessibility
- Act and Privacy Act
- Adobe Reader
- No FEAR Act
- Plug-ins
- Privacy and Legal Disclaimers
- Social Media Policy
- Translation Disclaimer
- USCIS Freedom of Information

### Government

- U.S. Department of Homeland Security
- U.S. Customs & Border Protection
- U.S. Immigration & Customs Enforcement
- U.S. Department of State Passports
- White House
- Visa Bulletin
- USA.gov

## I-765, Application for Employment Authorization

- Getting Started ▾
- About You ▾
- Evidence ▾
- Additional Information ▾

### Review and Submit ▲

- Review your application
- Your application summary
- Preparer statement
- Preparer signature
- Interpreter certification
- Interpreter signature
- Your statement**
- Your signature

### Applicant's statement regarding the Preparer

You must read and agree to the statement below.

- At my request, the preparer named in the Getting Started section of this application prepared this application for me based only upon the information I provided or authorized.

### Applicant's statement regarding the Interpreter

You must read and agree to the statement below.


- The interpreter named in the Getting Started section of this application read to me every question and instruction on this application and my answer to every question in the language I specified in the Getting Started section, a language in which I am fluent, and I understood everything.

[Back](#)

[Next](#)



U.S. Citizenship and Immigration Services



#### Topics

- Adoption
- Appeals
- Archive
- Avoid Scams
- Citizenship Resource Center
- Executive Actions on Immigration
- Family
- File Online
- Forms
- Green Card
- History and Genealogy
- Humanitarian
- Military
- Outreach
- Visit the U.S.
- Working in the U.S.

#### Verification

- E-Verify
- I-9 Central
- myE-Verify

#### Policies

- Accessibility
- Act and Privacy Act
- Adobe Reader
- No FEAR Act
- Plug-ins
- Privacy and Legal Disclaimers
- Social Media Policy
- Translation Disclaimer
- USCIS Freedom of Information

#### Government

- U.S. Department of Homeland Security
- U.S. Customs & Border Protection
- U.S. Immigration & Customs Enforcement
- U.S. Department of State Passports
- White House
- Visa Bulletin
- USA.gov

I-765, Application for Employment Authorization

- Getting Started
About You
Evidence
Additional Information

Review and Submit

- Review your application
Your application summary
Preparer statement
Preparer signature
Interpreter certification
Interpreter signature
Your statement
Your signature

Applicant's Declaration and Certification

You must read and agree to the certification below. If you knowingly and willfully falsify or conceal a material fact or submit a false document with your application, we can deny your application and may deny any other immigration benefit.



Copies of any documents I have submitted are exact photocopies of unaltered, original documents, and I understand that USCIS may require that I submit original documents to USCIS at a later date.

I furthermore authorize release of information contained in this application, in supporting documents, and in my USCIS records, to other entities and persons where necessary for the administration and enforcement of U.S. immigration law.

I understand that USCIS may require me to appear for an appointment to take my biometrics (fingerprints, photograph, and/or signature) and, at that time, if I am required to provide biometrics, I will be required to sign an oath reaffirming that:

- 1. I reviewed and understood all of the information contained in, and submitted with, my application; and
2. All of this information was complete, true, and correct at the time of filing.

I certify, under penalty of perjury, that all of the information in my application and any document submitted with it were provided or authorized by me, that I reviewed and understand all of the information contained in, and submitted with, my application and that all of this information is complete, true, and correct.

I have read and agree to the applicant's


Your signature

You must provide your digital signature below by typing your full legal name. We may deny your application if you do not completely fill out this application or fail to submit required documents.

Your signature

Text input field for digital signature

Submit



Topics

- Adoption
Appeals
Archive
Avoid Scams
Citizenship Resource Center
Executive Actions on Immigration
Family
File Online
Forms
Green Card
History and Genealogy
Humanitarian
Military
Outreach
Visit the U.S.
Working in the U.S.

Verification

- E-Verify
I-9 Central
myE-Verify

Policies

- Accessibility
Act and Privacy Act
Adobe Reader
No FEAR Act
Plug-ins
Privacy and Legal Disclaimers
Social Media Policy
Translation Disclaimer
USCIS Freedom of Information

Government

- U.S. Department of Homeland Security
U.S. Customs & Border Protection
U.S. Immigration & Customs Enforcement
U.S. Department of State
Passports
White House
Visa Bulletin
USA.gov

## I-765, Application for Employment Authorization

- [Getting Started](#) ▾
- [About You](#) ▾
- [Evidence](#) ▾
- [Additional Information](#) ▾

### Review and Submit ▴

- [Review your application](#)
- [Your application summary](#)
- [Preparer statement](#)
- [Preparer signature](#)
- [Interpreter certification](#)
- [Interpreter signature](#)
- [Your statement](#)
- [Your signature](#)
- [Pay and submit](#)**

## Pay for and submit your application

The final step to submit your Form I-765, Application for Employment Authorization, is to pay the required fee

Your application fee is: [XXXX]

**Refund Policy:** By continuing this transaction, you agree that you are paying for a government service and that the filing fee, biometric services fee and all related financial transactions are final and non-refundable, regardless of any action USCIS takes on an application, petition or request, or how long USCIS takes to issue a decision. You must submit all fees in the exact amounts.



We will send you to Pay.gov — our safe, secure payment website — to pay your fees and submit your application online.

Here are the steps in the payment and submission process:

1. Provide your billing information on Pay.gov
2. Provide your credit card of U.S. bank account information
3. Submit your payment

When you have paid your fee, your form will be submitted.

Pay.gov will redirect you to uscis.gov confirmation screen, which will include your receipt number for your records. You can track the status of your application through your USCIS online account.)

[Pay and submit](#)



U.S. Citizenship and Immigration Services



### Topics

- [Adoption](#)
- [Appeals](#)
- [Archive](#)
- [Avoid Scams](#)
- [Citizenship Resource Center](#)
- [Executive Actions on Immigration](#)
- [Family](#)
- [File Online](#)
- [Forms](#)
- [Green Card](#)
- [History and Genealogy](#)
- [Humanitarian](#)
- [Military](#)
- [Outreach](#)
- [Visit the U.S.](#)
- [Working in the U.S.](#)

### Verification

- [E-Verify](#)
- [I-9 Central](#)
- [myE-Verify](#)

### Policies

- [Accessibility](#)
- [Act and Privacy Act](#)
- [Adobe Reader](#)
- [No FEAR Act](#)
- [Plug-ins](#)
- [Privacy and Legal Disclaimers](#)
- [Social Media Policy](#)
- [Translation Disclaimer](#)
- [USCIS Freedom of Information](#)

### Government

- [U.S. Department of Homeland Security](#)
- [U.S. Customs & Border Protection](#)
- [U.S. Immigration & Customs Enforcement](#)
- [U.S. Department of State Passports](#)
- [White House](#)
- [Visa Bulletin](#)
- [USA.gov](#)

Payment happens on  
[pay.gov](https://pay.gov)


## You successfully submitted your I-765

We will contact you if we have any questions or need additional information. You can track the status of your application through your USCIS account online.

[Go to my cases](#)



U.S. Citizenship and Immigration Services



### Topics

- Adoption
- Appeals
- Archive
- Avoid Scams
- Citizenship Resource Center
- Executive Actions on Immigration
- Family
- File Online
- Forms
- Green Card
- History and Genealogy
- Humanitarian
- Military
- Outreach
- Visit the U.S.
- Working in the U.S.

### Verification

- E-Verify
- I-9 Central
- myE-Verify

### Policies

- Accessibility
- Act and Privacy Act
- Adobe Reader
- No FEAR Act
- Plug-ins
- Privacy and Legal Disclaimers
- Social Media Policy
- Translation Disclaimer
- USCIS Freedom of Information

### Government

- U.S. Department of Homeland Security
- U.S. Customs & Border Protection
- U.S. Immigration & Customs Enforcement
- U.S. Department of State Passports
- White House
- Visa Bulletin
- USA.gov



# Alerts

### I-765, Application for Employment Authorization

Getting Started

About You

- Your name
- Your contact information
- Describe yourself
- When and where you were born
- Your immigration information

Additional information

Evidence

Additional Information

Review and Submit

#### What is your A-Number?

I do not have or know my A-Number.

#### What is your USCIS Online Account Number?

Providing your unique USCIS Online Account Number (OAN) helps us manage your account. You may already have an OAN if you previously filed certain paper forms and received an Account Access Notice in the mail. You can find the OAN at the top of the notice; it is not the same as an A-Number.

I do not have a USCIS Online Account Number.

#### Has the Social Security Administration (SSA) ever officially issued a Social Security card to you?

- Yes
- No

#### Do you want the SSA to issue you a Social Security card?

- Yes
- No

**⚠ You must agree to the Consent for Disclosure**  
If you answer "Yes", you must also answer "Yes" to the Consent for Disclosure.

Consent for Disclosure: I authorize disclosure of information from this application to the SSA as required for the purpose of assigning me an SSN and issuing me a Social Security card.

- Yes
- No

**⚠ You must agree to the Consent for Disclosure**  
To receive a Social Security card, you must select "Yes" to the Consent for Disclosure.

Back

Next



U.S. Citizenship and Immigration Services



#### Topics

- Adoption
- Appeals
- Archive
- Avoid Scams
- Citizenship Resource Center
- Executive Actions on Immigration
- Family
- File Online
- Forms
- Green Card
- History and Genealogy
- Humanitarian
- Military
- Outreach

#### Verification

- E-Verify
- I-9 Central
- myE-Verify

#### Policies

- Accessibility
- Act and Privacy Act
- Adobe Reader
- No FEAR Act
- Plug-ins
- Privacy and Legal Disclaimers
- Social Media Policy
- Translation Disclaimer
- USCIS Freedom of Information

#### Government

- U.S. Department of Homeland Security
- U.S. Customs & Border Protection
- U.S. Immigration & Customs Enforcement
- U.S. Department of State Passports
- White House
- Visa Bulletin
- USA.gov



### I-765, Application for Employment Authorization

- Getting Started
- About You
- Evidence
- Additional Information

#### Review and Submit

##### Review your application

- Your application summary
- Preparer statement
- Preparer signature
- Interpreter certification
- Interpreter signature
- Your statement
- Your signature

## Check your application before you submit

We will review your application to check for accuracy and completeness before you submit it.

We encourage you to provide as many responses as you can throughout the application, to the best of your knowledge. Missing information can slow down the review process after you submit your application.

You can return to this page to review your application as many times as you want before you submit it.

#### Your fee

**i** Your form filing fee is: [SXXX]

Refund Policy: USCIS does not refund fees, regardless of any action we take on your application, petition or request, or how long USCIS takes to reach a decision. By continuing this transaction, you acknowledge that you must submit fees in the exact amount and that you are paying the fees for a government service.

#### Alerts and warning

A green alert means you have completed all required fields and responses.

**i** There are errors in Getting Started: Basis of eligibility


[Edit my responses](#)

[Back](#)

[Next](#)



U.S. Citizenship and Immigration Services



#### Topics

- Adoption
- Appeals
- Archive
- Avoid Scams
- Citizenship Resource Center
- Executive Actions on Immigration
- Family
- File Online
- Forms
- Green Card
- History and Genealogy
- Humanitarian
- Military
- Outreach
- Visit the U.S.

#### Verification

- E-Verify
- I-9 Central
- myE-Verify

#### Policies

- Accessibility
- Act and Privacy Act
- Adobe Reader
- No FEAR Act
- Plug-ins
- Privacy and Legal Disclaimers
- Social Media Policy
- Translation Disclaimer
- USCIS Freedom of Information

#### Government

- U.S. Department of Homeland Security
- U.S. Customs & Border Protection
- U.S. Immigration & Customs Enforcement
- U.S. Department of State Passports
- White House
- Visa Bulletin
- USA.gov