

Attachment J2. Web Screenshots for Profile Questionnaire

(To be completed by all household members. PR proxy reports for kids under 11.)

[PROGRAMMER NOTE: IF AGE (FROM INITIAL INTERVIEW) IS LESS THAN 11, FILL [NAME] FROM THE DROPDOWN BOX PR SELECTED]

P0. Thank you for your participation in this important food study. This questionnaire will ask you a few questions for classification purposes. You will earn a \$2 incentive upon completion of this questionnaire.



Thank you for your participation in this important food study. This questionnaire will ask you a few questions for classification purposes. You will earn a \$2 incentive upon completion of this questionnaire.

< Back

Next >

P1. {Are you/Is NAME} male or female? Select a choice below.

1. Male
2. Female



FoodLogger

Are you male or female? Select a choice below.

- Male
- Female

< Back

Next >

P3. {Are you/Is NAME} of Hispanic, Latino, or Spanish origin?

1. Not of Hispanic, Latino, or Spanish origin
2. Mexican, Mexican American, Chicano
3. Puerto Rican
4. Cuban
5. Another Hispanic, Latino or Spanish origin (for example, Salvadoran, Dominican, Colombian, Guatemalan, Spaniard, Ecuadorian, etc.)



FoodLogger

Are you of Hispanic, Latino, or Spanish origin?

- Not of Hispanic, Latino, or Spanish origin
- Mexican, Mexican American, Chicano
- Puerto Rican
- Cuban
- Another Hispanic, Latino or Spanish origin (for example, Salvadoran, Dominican, Colombian, Guatemalan, Spaniard, Ecuadorian, etc.)

< Back

Next >

P4. What is {your/NAME's} race? Please select all that apply.

1. White
2. Black or African American
3. American Indian or Alaska Native
4. Asian
5. Native Hawaiian or Other Pacific Islander



FoodLogger

What is your race? Please select all that apply.

- White
- Black or African American
- American Indian or Alaska Native
- Asian
- Native Hawaiian or Other Pacific Islander

< Back

Next >

[IF AGE >= 16, ASK P5. ELSE GO TO P7A]

P5. What is the highest level of school {you/NAME} completed or the highest degree you received?

1. Less than 1st grade
2. 1st to 8th grade
3. 9th to 12th grade, no diploma
4. High school graduate with diploma or GED
5. One or more years of college, no degree
6. Associate (2-year) college degree
7. Bachelor's degree (e.g., BA, AB, BS)
8. Master's or higher degree



FoodLogger

What is the highest level of school you completed or the highest degree you received?

- Less than 1st grade
- 1st to 8th grade
- 9th to 12th grade, no diploma
- High school graduate with diploma or GED
- One or more years of college, no degree
- Associate (2-year) college degree
- Bachelor's degree (e.g., BA, AB, BS)
- Master's or higher degree

< Back

Next >

P7a. In general, would you say {your health/NAME's health} is ...

1. Excellent
2. Very good
3. Good
4. Fair
5. Poor



FoodLogger

In general, would you say your health is ...

- Excellent
- Very good
- Good
- Fair
- Poor

< Back

Next >

[IF AGE>=16, ASK P7B. ELSE GO TO P7C]

P7b. {Do you/Does NAME} smoke cigarettes, cigars, E-cigarettes, or pipes, or chew tobacco?

1. Yes
2. No



FoodLogger

Do you smoke cigarettes, cigars, E-cigarettes, or pipes, or chew tobacco?

- Yes
- No

< Back

Next >

P7c. [IF P1=2 AND AGE>=20, SHOW:] Other than during pregnancy, {have you/has NAME} ever been told by a doctor or other health professional that {you have/NAME has} diabetes or sugar diabetes?

[OTHERWISE, SHOW:] {Have you/Has NAME} ever been told by a doctor or other health professional that {you have/NAME has} diabetes or sugar diabetes?

1. Yes
2. No
3. Don't know



FoodLogger

Have you ever been told by a doctor or other health professional that you have diabetes or sugar diabetes?

- Yes
- No
- Don't know

< Back

Next >

[IF AGE >= 16, ASK P7D. ELSE GO TO SKIP INSTRUCTION BEFORE P7E]

P7d. {Have you/Has NAME} ever been told by a doctor or other health professional that {you/NAME} had hypertension, also called high blood pressure?

1. Yes
2. No
3. Don't know



FoodLogger

Have you ever been told by a doctor or other health professional that you had hypertension, also called high blood pressure?

- Yes
- No
- Don't know

< Back

Next >

[IF AGE >= 20, ASK P7D. ELSE GO TO SKIP INSTRUCTION BEFORE P8]

P7e. {Have you/Has NAME} ever been told by a doctor or other health professional that {your/NAME's} blood cholesterol level was high?

1. Yes
2. No
3. Don't know



Have you ever been told by a doctor or other health professional that your blood cholesterol level was high?

- Yes
- No
- Don't know

< Back

Next >

[IF AGE >= 16 THEN ASK P8. ELSE GO TO P16.]

P8. {Have you/Has NAME} ever served on active duty in the U.S. Armed Forces, Reserves, or National Guard?

1. Never served in the military
2. Only on active duty for training in the Reserves or National Guard
3. Now on active duty
4. On active duty in the past, but not now



FoodLogger

Have you ever served on active duty in the U.S. Armed Forces, Reserves, or National Guard?

- Never served in the military
- Only on active duty for training in the Reserves or National Guard
- Now on active duty
- On active duty in the past, but not now

< Back

Next >

P9a. The following questions ask about work-related activities last week. By last week, we mean the week beginning on Sunday, [FILL IN: DATE], and ending on Saturday, [FILL IN: DATE].

Did you retire before last week?

1. Yes →GO TO P9A1
2. No →GO TO P9B
3. Don't know →GO TO P9B
4. Rather not answer →GO TO P9B



The following questions ask about work-related activities last week. By last week, we mean the week beginning on Sunday, Oct 24, and ending on Saturday, Oct 30.

Did you retire before last week?

- Yes
- No
- Don't know
- Rather not answer

< Back

Next >

P9A1. Did you retire early because of a disability?

1. Yes
2. No
3. Don't know
4. Rather not answer



Did you retire early because of a disability?

- Yes
- No
- Don't know
- Rather not answer

< Back

Next >

P9B. Do you own a business or a farm?

1. Yes
2. No
3. Don't know
4. Rather not answer



FoodLogger

Did you own a business or a farm?


- Yes
- No
- Don't know
- Rather not answer

< Back

Next >

P9C. Last week, were you enrolled in school as a full-time or part-time student?

1. Full-time
2. Part-time
3. No
4. Don't know
5. Rather not answer



Last week, were you enrolled in school as a full-time or part-time student?

- Full-time
- Part-time
- No
- Don't know
- Rather not answer

< Back

Next >

P9D. Last week, did you do any work for either pay or profit?

1. Yes
2. No
3. Don't know
4. Rather not answer



Last week, did you do any work for either pay or profit?

- Yes
- No
- Don't know
- Rather not answer

< Back

Next >

[IF P9D=1 (YES), GO TO P9E.

ELSE IF P9D =2 (NO), 3 (DON'T KNOW), 4 (RATHER NOT ANSWER) AND P9A=1 (RETIRED), GO TO P9E.

ELSE ASK P9D1]

P9D1. What is the main reason you did not work last week?

1. Taking care of house/family
2. Disabled
3. On layoff (temporary or indefinite)
4. Slack work/business conditions
5. Waiting for new job to begin
6. Vacation/personal days
7. Own illness/injury/medical problems
8. Child care problems
9. Maternity/paternity leave
10. Other family/personal obligation
11. Labor dispute
12. Weather affected job
13. School/training
14. Civic/military duty
15. Other (specify)
16. Don't know
17. Rather not answer



FoodLogger

What is the main reason you did not work last week?


- Taking care of house/family
- Disabled
- On layoff (temporary or indefinite)
- Slack work/business conditions
- Waiting for new job to begin
- Vacation/personal days
- Own illness/injury/medical problems
- Child care problems
- Maternity/paternity leave
- Other family/personal obligation
- Labor dispute
- Weather affected job
- School/training
- Civic/military duty
- Other (specify)
- Don't know
- Rather not answer

< Back

Next >

P9E. Are you currently looking for a job, either full or part time?

1. Yes
2. No
3. Don't know
4. Rather not answer



Are you currently looking for a job, either full or part time?

- Yes
- No
- Don't know
- Rather not answer

< Back

Next >

[IF P9A = 1 (YES) AND P9D = 2 (NO) GO TO P16.
ELSE ASK P10]

P10. Did you receive earnings or wages from more than one employer last week?

1. Yes, more than one employer →GO TO P11
2. No, only one employer →GO TO P11
3. Did not receive any earnings or wages last week →SKIP TO P16
4. Don't know →GO TO P11
5. Rather not answer →GO TO P11



FoodLogger

Did you receive earnings or wages from more than one employer last week?

- Yes, more than one employer
- No, only one employer
- Did not receive any earnings or wages last week
- Don't know
- Rather not answer

< Back

Next >

P11. In total, about how many hours do you normally work and get paid for per week, including paid sick time and paid leave time?

_____ Number of hours



FoodLogger

In total, about how many hours do you normally work and get paid for per week, including paid sick time and paid leave time?

hours

< Back

Next >

[IF P11 = 0, GO TO P16]

P12.

[IF P10=2 (NO), 4 (DON'T KNOW), 5 (RATHER NOT ANSWER), SHOW:] **What shift or shifts do you work? Please check all that apply.**

[IF P10=1 (YES), SHOW:] **What shift or shifts do you work across all your jobs? Please check all that apply.**

1. Day shift (e.g. morning to early evening)
2. Swing shift (e.g. early evening to midnight)
3. Night shift (e.g. midnight to morning)
4. Varying schedule (not a fixed schedule)



FoodLogger

What shift or shifts do you work? Please check all that apply.

- Day shift (e.g. morning to early evening)
- Swing shift (e.g. early evening to midnight)
- Night shift (e.g. midnight to morning)
- Varying schedule (not a fixed schedule)

< Back

Next >

P13.

[IF P10=2 (NO), 4 (DON'T KNOW), 5 (RATHER NOT ANSWER), SHOW:] On what date did you receive your last paycheck?

[IF P10=1 (YES), SHOW:] On what date did you receive your last paycheck from your primary job?

__/__/__ mm/dd/yyyy



FoodLogger

On what date did you receive your last paycheck?

< Back

Next >

P14a. [IF P10=1 (YES): "Across all jobs,"] do you commute to work at least once a week?

1. Yes, commute to work at least once a week →GO TO P14
2. No, work from home or telework every day→GO TO P16
3. Don't know →GO TO P15
4. Rather not answer →GO TO P15



Do you commute to work at least once a week?

- Yes, commute to work at least once a week
- No, work from home or telework every day
- Don't know
- Rather not answer

< Back

Next >

P14. [IF P10=2 (NO), 4 (DON'T KNOW), 5 (RATHER NOT ANSWER), SHOW:] How long does it usually take you to get from home to work?

[IF P10=1 (YES), SHOW:] For your main job, how long does it usually take you to get from home to work?

Hours: _____

Minutes: _____



How long does it usually take you to get from home to work?

Hours Minutes

[< Back](#) [Next >](#)

P15. When at work, where do you usually get food (for example, for lunch or dinner)?

1. Workplace - purchase
2. Workplace - free
3. Purchase from store/restaurant/food truck
4. Bring food from home
5. Do not eat food at work



FoodLogger

When at work, where do you usually get food (for example, for lunch or dinner)?

- Workplace - purchase
- Workplace - free
- Purchase from store/restaurant/food truck
- Bring food from home
- Do not eat food at work

< Back

Next >

P16. How many times {do you/does NAME} eat breakfast out during an average week? This includes restaurants, school and workplace cafeterias, fast-food, take-out, and delivery. (Please provide your best estimate.)

Number: _____



FoodLogger

How many times do you eat breakfast out during an average week? This includes restaurants, school and workplace cafeterias, fast-food, take-out, and delivery. (Please provide your best estimate.)

< Back

Next >

P17. How many times {do you/does NAME} eat lunch out during an average week? This includes restaurants, school and workplace cafeterias, fast-food, take-out, and delivery. (Please provide your best estimate.)

Number: _____



How many times do you eat lunch out during an average week? This includes restaurants, school and workplace cafeterias, fast-food, take-out, and delivery. (Please provide your best estimate.)

< Back

Next >

P18. How many times {do you/does NAME} eat dinner out during an average week? This includes restaurants, school and workplace cafeterias, fast-food, take-out, and delivery. (Please provide your best estimate.)

Number: _____



FoodLogger

How many times do you eat dinner out during an average week? This includes restaurants, school and workplace cafeterias, fast-food, take-out, and delivery. (Please provide your best estimate.)

< Back

Next >

P6_UNITS: The next questions are about {your/NAME's} height and weight.
In what units will you report {your/NAME's} height?

1. Feet and Inches →GO TO P6
2. Meters and Centimeters →GO TO P6
3. Don't know {my/NAME's} height →SKIP TO P7_UNITS



FoodLogger

The next questions are about your height and weight.

In what units will you report your height?

- Feet and Inches
- Meters and Centimeters
- Don't know my height

< Back

Next >

P6. [IF AGE >= 2, SHOW:] How tall {are you/is NAME}?

[IF AGE < 2, SHOW:] How tall is NAME when lying down and measured from head to toe?

___ Feet ___ Inches

___ Meters ___ Centimeters



FoodLogger

How tall are you?

Feet

Inches

< Back

Next >

P7_UNITS: In what units will you report {your/NAME's} weight?

1. Pounds (LBS) →GO TO P7
2. Kilograms (KG) →GO TO P7
3. Don't know {my/NAME's} weight →SKIP TO P7_CAT1



FoodLogger

In what units will you report your weight?

- Pounds (LBS)
- Kilograms (KG)
- Don't know my weight

< Back

Next >

P7. How much {do you/does NAME} weigh?

___Pounds

___Kilograms



FoodLogger

How much do you weigh?

Pounds

< Back

Next >

[IF P6_UNITS=3 (DON'T KNOW) AND P7_UNITS=1 OR 2, THEN CALCULATE BMI AS P7 DIVIDED BY SQUARE OF P6 IF REPORTED IN STANDARD METRICS OR P7 DIVIDED BY SQUARE OF P6 AND TIMES 703 IF REPORTED IN POUNDS AND INCHES.

IF AGE>17 AND (BMI<18 OR BMI>54), SHOW MESSAGE: **"Please go back to verify your height and weight. Thanks!"** AND BRING PEOPLE BACK TO P6 AND P7]

[IF AGE>18 AND P7_UNITS=3 (DON'T KNOW) AND P6_UNITS=1 OR 2, ASK P7_CAT1 AND P7_CAT2. ELSE GO TO P19.]

[PROGRAMMER NOTE: FILL IN XX BASED ON HEIGHT REPORTED IN P6. XX IS THE BMI CUTOFF BETWEEN OVERWEIGHT AND OBESITY]

P7_CAT1. {Do you/Does NAME} weigh more or less than [XX]?

1. More →SKIP TO P19
2. Less →GO TO P7_CAT2
3. Same →SKIP TO P19
4. Don't know →GO TO P7_CAT2



FoodLogger

Do you weigh more or less than 169lbs?

- More
- Less
- Same
- Don't know

< Back

Next >

[PROGRAMMER NOTE: FILL IN YY BASED ON HEIGHT REPORTED IN P6. YY IS THE BMI CUTOFF BETWEEN NORMAL WEIGHT AND OVERWEIGHT.]

P7_CAT2. {Do you/Does NAME} weigh more or less than [YY]?

1. More
2. Less
3. Same
4. Don't know



FoodLogger

Do you weigh more or less than 150lbs?

- More
- Less
- Same
- Don't know

< Back

Next >

P19. In which state {were you/was NAME} born?

- Not in United States



FoodLogger

In which state were you born?

- Alabama (AL)
- Alaska (AK)
- Arizona (AZ)
- Arkansas (AR)
- California (CA)
- Colorado (CO)
- Connecticut (CT)
- Delaware (DE)
- District of Columbia (DC)
- Florida (FL)
- Georgia (GA)
- Hawaii (HI)
- Idaho (ID)
- Illinois (IL)
- Indiana (IN)
- Tennessee (TN)
- Texas (TX)
- Utah (UT)
- Vermont (VT)
- Virginia (VA)
- Washington (WA)
- West Virginia (WV)
- Wisconsin (WI)
- Wyoming (WY)
- Not in United States

< Back

Next >

[IF PR, GO TO G1. ELSE GO TO END.]

G1. Does your household rent or own your home?

1. Rent
2. Own
3. Other, do not pay for housing



FoodLogger

Does your household rent or own your home?

- Rent
- Own
- Other, do not pay for housing

< Back

Next >

[IF G1=3 (OTHER, DO NOT PAY) OR G1=1 (RENT), ASK G3. OTHERWISE GO TO G4]

G3. Is this public housing – that is, is it owned by a local public housing authority or other public agency? Do not include military housing.

1. Yes
2. No



FoodLogger

Is this public housing – that is, is it owned by a local public housing authority or other public agency? Do not include military housing.

- Yes
- No

< Back

Next >

[IF G1=1 (RENT) AND G3=2 (NO), ASK G4. OTHERWISE GO TO G2]

G4. Is your rent subsidized by the Federal, State, or Local government? That is, is the government paying part of the cost? Do not include military housing.

1. Yes
2. No



Is your rent subsidized by the Federal, State, or Local government?
That is, is the government paying part of the cost? Do not include
military housing.

- Yes
- No

< Back

Next >

G2. Does anyone in your household own or lease a vehicle, like a car or truck?

1. Yes
2. No



FoodLogger

Does anyone in your household own or lease a vehicle, like a car or truck?

Yes

No

< Back

Next >

[IF G2=1 (YES), ASK G5]

G5. How many vehicles does your household own or lease?

NUMBER: _____



FoodLogger

How many vehicles does your household own or lease?

< Back

Next >

[IF G1=1 (RENT) OR 2 (OWN), ASK G6B. ELSE GO TO G9]

G6B. How frequently does your household pay for {G1=2: mortgage/G1=1: rent}?

Options for Rent	Options for Mortgage
	Every other week
Weekly	Monthly
Every other week	Quarterly
Twice per month	Semiannually
Monthly	Annually
Other	Do not pay mortgage →SKIP TO G7A0

 **FoodLogger**

How frequently does your household pay for rent?

Weekly


Every other week

Twice per month

Monthly

Other

[< Back](#) [Next >](#)

 **FoodLogger**

How frequently does your household pay for mortgage?

Every other week

Monthly

Quarterly

Semiannually

Annually

Do not pay mortgage

[< Back](#) [Next >](#)

G6A. How much does your household usually pay for {G1=2: mortgage/G1=1: rent] per payment? If you don't usually pay anything, enter 0 below.

\$ _____.



FoodLogger

How much does your household usually pay for rent per payment?
If you don't usually pay anything, enter 0 below.

\$

< Back

Next >

[IF G6A=0, GO TO SKIP INSTRUCTION BEFORE G7A0.

IF G6A>0 AND G1=2 (OWN), ASK G6A1.

ELSE GO TO GO TO SKIP INSTRUCTION BEFORE G7A0]

G6A1. Which of the following are included in this payment? Select all that apply.

1. Principal
2. Interest
3. Property tax
4. Homeowner's insurance
5. Other expenses



Which of the following are included in this payment? Select all that apply.

- Principal
- Interest
- Property tax
- Homeowner's insurance
- Other expenses

< Back

Next >

[IF "HOMEOWNERS INSURANCE" IS CHECKED IN G6A1, GO TO SKIP INSTRUCTIONS BEFORE G8A0. ELSE ASK G7A0]

G7A0. Does your household pay {G1=2: homeowners/G1=1: renters} insurance?

1. Yes, paid separately →GO TO G7B
2. Yes, paid as part of other expenses →GO TO SKIP INSTRUCTIONS BEFORE G8A0
3. No, does not pay insurance →GO TO SKIP INSTRUCTIONS BEFORE G8A0



FoodLogger

Does your household pay homeowners insurance?


- Yes, paid separately
- Yes, paid as part of other expenses
- No, does not pay insurance

< Back

Next >

G7B. How frequently does your household pay for {G1=2: homeowners/G1=1: renters] insurance?

1. Monthly
2. Quarterly
3. Semiannually
4. Annually



How frequently does your household pay for homeowners insurance?

- Monthly
- Quarterly
- Semiannually
- Annually

< Back

Next >

G7A. How much does your household usually pay for {G1=2: homeowners/G1=1: renters] insurance per payment?

\$____.____



FoodLogger

How much does your household usually pay for homeowners insurance per payment?

\$

< Back

Next >

[IF "PROPERTY TAX" IS CHECKED IN G6A1 OR G1=1 (RENT) OR 3 (NO HOUSING PAY), GO TO G9.
ELSE ASK G8A0]

G8A0. Does your household pay real estate or property tax on your home?

1. Yes, paid separately →GO TO G8B
2. Yes, paid as part of other expenses →GO TO G9
3. No, no tax payment →GO TO G9



Does your household pay real estate or property tax on your home?

- Yes, paid separately
- Yes, paid as part of other expenses
- No, no tax payment

< Back

Next >

G8B. How frequently does your household pay for real estate or property tax on your home?

1. Monthly
2. Quarterly
3. Semiannually
4. Annually



FoodLogger

How frequently does your household pay for real estate or property tax on your home?

- Monthly
- Quarterly
- Semiannually
- Annually

< Back

Next >

G8A. How much does your household usually pay for real estate or property tax on your home per payment?

\$ _____.



FoodLogger

How much does your household usually pay for real estate or property tax on your home per payment?

\$

< Back

Next >

G9. Over the past month, has your household had any unusually large and unexpected expenses that affected your spending on food this week?

1. Yes
2. No



FoodLogger

Over the past month, has your household had any unusually large and unexpected expenses that affected your spending on food this week?

- Yes
- No

< Back

Next >

END. Thank you very much for completing this Profile Questionnaire. You've earned a \$2 incentive for your household.



Thank you very much for completing this Profile Questionnaire.
You've earned a \$2 incentive for your household.