

Marine Recreational Information Program

Fishing Effort Survey (FES)

OMB# 0648-0652

Appendix 1 – Respondent Contact Materials


Contents

| | |
|------------------------------------------------------------------|----|
| Weather and Outdoor Activity Survey Cover Letter | 3 |
| Weather and Outdoor Activity Survey Postcard | 4 |
| Weather and Outdoor Activity Survey Reminder Letter | 5 |
| Weather and Outdoor Activity Survey Questionnaire | 6 |
| Nonresponse Follow-up Survey Advanced Letter | 8 |
| Nonresponse Follow-up Survey Cover Letter | 9 |
| Recreational Saltwater Boat Fishing Survey Cover Letter | 10 |
| Recreational Saltwater Fishing Boat Survey Postcard | 11 |
| Recreational Saltwater Fishing Boat Survey Reminder Letter | 12 |
| Recreational Saltwater Boat Fishing Survey | 13 |

Weather and Outdoor Activity Survey Cover Letter



E4841-W2A-0046400 P14 T00333 *****5-DIGIT 28360
NORTH CAROLINA RESIDENT



April 24, 2019

Dear North Carolina Resident,

I am writing to ask for your help in a study that RTI International is conducting on behalf of the National Oceanic and Atmospheric Administration (NOAA). This survey asks questions about severe weather and outdoor activities. The results will be used to learn more about the environment and help improve the quality of marine and coastal resources.

For this study to be accurate, we need all households who receive this short survey to complete it and send it back. Your address was randomly picked from a list of addresses in North Carolina, and we can't replace you with someone else. Your responses will help all residents of North Carolina have their voices heard.

This survey asks about many outdoor activities. Some people enjoy many of these activities, while others aren't interested in these activities. **It is very important that your household complete the survey, even if no one participates in these activities.**

This survey should be completed by an adult living at this address. We have included a small gift as a way of saying thank you for your help.

This is a voluntary survey, and your responses are confidential and will only be used in combination with answers from other households. If you have any questions or comments about this study, we will be happy to talk to you. Please call 1-877-212-7229.

Thank you very much for your help with this important study. Please return your finished survey to RTI International using the enclosed postage-paid envelope.

Yours sincerely,

Dave Van Voorhees
Chief, Fisheries Statistics Division
NOAA Fisheries Office of Science & Technology

No personally identifiable information will be collected through this survey. Any public release of survey data will be without identification as to its source or in aggregate statistical form.

0046400



301_19280137

Weather and Outdoor Activity Survey Postcard

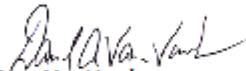
<<DATE>>

Last week, we sent you a recreational fishing boat survey. If you have already completed and returned the survey, please accept our sincere thanks. If not, I hope you will do so today. It should take no more than 5 minutes to complete the survey.

NOAA is conducting this survey to learn more about recreational fishing activities in <<State>>. Your responses are very important to us. Please know that your answers are completely confidential and will be used only in combination with answers from other households.

If you did not receive the survey or need another copy, please call toll-free at 1-XXX-XXX-XXXX.

Sincerely,




Dave Van Voorhees
Chief, Fisheries Statistics Division
NOAA Fisheries, Office of Science and Technology

Weather and Outdoor Activity Survey Reminder Letter



E4847-W2#-0013400 P04 T00092 *****3-DIGIT 281
NORTH CAROLINA RESIDENT



May 15, 2019

Dear North Carolina Resident,

A few weeks ago we sent a survey to your household on severe weather events and outdoor activities. RTI International is conducting this study on behalf of the National Oceanic and Atmospheric Administration (NOAA). If you have already returned the survey, we thank you. If you have not returned it, we ask you to please complete the enclosed survey and return it in the postage-paid envelope as soon as possible.

Your completed survey will help our understanding of the environment and coastal resources in the state of North Carolina.

Your address was randomly selected from a list of all addresses in North Carolina. For this study to be accurate, we need **all** households who receive this short survey to fill it out and send it back – whether or not you participate in outdoor activities. The survey should be completed by an adult member of the household.

We are very grateful for your help. If you have any questions or comments, we will be happy to talk with you. Please call 1-877-212-7229.

Yours sincerely,

Dave Van Voorhees
Chief, Fisheries Statistics Division
NOAA Fisheries Office of Science & Technology

No personally identifiable information will be collected through this survey. Any public release of survey data will be without identification as to its source or in aggregate statistical form.

0013400



303_19280137

Weather and Outdoor Activity Survey Questionnaire

0835186348

HOUSEHOLD MEMBER 4

- 11 What is this person's gender?
☐ Male
☐ Female
- 12 How old is this person?
If less than 1 year, mark 0 years
 Age in years
- 13 Is this person of Hispanic, Latino, or Spanish origin?
☐ Yes, of Hispanic origin
☐ No, not of Hispanic origin
- 14 What is this person's race? Mark one or more boxes.
☐ White
☐ Black, African-American
☐ Asian
☐ American Indian or Alaska Native
☐ Native Hawaiian or other Pacific Islander

Please think only about recreational saltwater fishing in North Carolina.

- 15 How many days did this person go recreational saltwater fishing from the SHORE in North Carolina?

The shore includes docks, bridges, causeways, beaches, banks, or any other shore-based place or area. Do not include freshwater fishing.

- ☐ Did not recreational saltwater fish from shore in last 12 months → **Go to question 16**

Number of days saltwater shore fishing in January and February of 2018

Number of days saltwater shore fishing in last 12 months, including January and February

- 16 How many days did this person go recreational saltwater fishing from a private or rental BOAT that returned to shore in North Carolina?

Do not include freshwater trips or trips where a paid captain or crew helped locate and catch fish.

- ☐ Did not recreational saltwater fish from private boat in last 12 months

Number of days saltwater boat fishing in January and February of 2018

Number of days saltwater boat fishing in last 12 months, including January and February

If you have more people in your household, continue to Household Member 5. If you have answered for all people in your household, please return your survey.

HOUSEHOLD MEMBER 5

- 11 What is this person's gender?
☐ Male
☐ Female
- 12 How old is this person?
If less than 1 year, mark 0 years
 Age in years
- 13 Is this person of Hispanic, Latino, or Spanish origin?
☐ Yes, of Hispanic origin
☐ No, not of Hispanic origin
- 14 What is this person's race? Mark one or more boxes.
☐ White
☐ Black, African-American
☐ Asian
☐ American Indian or Alaska Native
☐ Native Hawaiian or other Pacific Islander

Please think only about recreational saltwater fishing in North Carolina.

- 15 How many days did this person go recreational saltwater fishing from the SHORE in North Carolina?

The shore includes docks, bridges, causeways, beaches, banks, or any other shore-based place or area. Do not include freshwater fishing.

- ☐ Did not recreational saltwater fish from shore in last 12 months → **Go to question 16**

Number of days saltwater shore fishing in January and February of 2018

Number of days saltwater shore fishing in last 12 months, including January and February

- 16 How many days did this person go recreational saltwater fishing from a private or rental BOAT that returned to shore in North Carolina?

Do not include freshwater trips or trips where a paid captain or crew helped locate and catch fish.

- ☐ Did not recreational saltwater fish from private boat in last 12 months

Number of days saltwater boat fishing in January and February of 2018

Number of days saltwater boat fishing in last 12 months, including January and February

Please return your survey in the enclosed postage-paid envelope.

RTI International
 5265 Capital Boulevard, Raleigh NC 27690-1652




99999923

OMB#: 0648-0652
 Exp. Date: 1/31/2020

North Carolina

Weather and Outdoor Activity Survey



Public reporting burden for this collection of information is estimated to average 5 minutes per response, including the time for reviewing instructions, searching existing data sources, gathering and maintaining the data needed, and completing and reviewing the collection of information. Send comments regarding this burden estimate or any other suggestions for reducing this burden to Rob Andrews, NOAA Fisheries Service, 1315 East-West Hwy., Silver Spring, MD 20910.

No personally identifiable information will be collected through this survey. Responses will only be associated with a unique, randomly assigned identification code. Any public release of survey data will be without identification as to its source or in aggregate statistical form. All survey data will be stored on secured, password protected servers, and all transfer of survey data will utilize secure file transfer protocols.



0000014

This survey should be filled out by an adult member of the household. Complete and return this form even if no one in your household participates in any of these activities.

♦ **START HERE**

Please carefully follow the steps below when completing this survey.

- Use only a blue or black ink pen that does not blot the paper
- Make solid marks inside the response boxes
- Do not make other marks on the survey

Example

RIGHT WAY WRONG WAY

→ ☒ ☒

- 1** How do members of this household obtain information about the weather, including current weather conditions, forecasts, and warnings? Mark all that apply.
- ☐ Television
☐ Radio
☐ Newspaper
☐ Internet
☐ Other
- 2** During the past 12 months, has anyone in this household had to evacuate or seek shelter due to a severe weather event, such as a tornado, hurricane, or thunderstorm?
- ☐ Yes
☐ No
- 3** In your area, how often do the advanced warnings you get for severe weather events allow you enough time to prepare properly?
- ☐ All the Time
☐ Some of the time
☐ Rarely
☐ Never
- 4** During the past 12 months, has anyone in this household visited a public beach, national seashore, coastal state park, or other coastal nature reserve or protected area?
- ☐ Yes
☐ No
- 5** During the past 12 months, has anyone in this household been freshwater fishing in North Carolina?
- ☐ Yes
☐ No
- 6** During the past 12 months, has anyone in this household been saltwater fishing in North Carolina?
- ☐ Yes
☐ No

- 7** Which of the following best describes how your household receives telephone calls?
- ☐ All are received on cell phones
☐ Most are received on cell phones and some on landline phones
☐ Most are received on landline phones
☐ All are received on landline phones
☐ No calls are received on cell phones or landline phones
- 8** Which of the following best describes this house, apartment, or mobile home?
- ☐ Owned with a mortgage or loan
☐ Owned (without a mortgage)
☐ Rented
☐ Occupied without payment or rent
- 9** How long have you lived at this address?
- ☐ 1 year or less
☐ Less than 5 years, more than 1 year
☐ 5 years or more
- 10** How many people, including all adults and children, live in this household?
- Number of people
- Please answer the next section for each member of your household, starting with yourself. Please answer for all people in your home, including people who fish and people who do not fish.
- If you have more than 5 people living at this address, answer for the oldest members of the household.
- Please use the calendars to help answer questions 15 and 16.
- | January | | | | | | | February | | | | | | |
|---------|----|----|----|----|----|----|----------|----|----|----|----|----|----|
| S | M | T | W | T | F | S | S | M | T | W | T | F | S |
| 1 | 2 | 3 | 4 | 5 | 6 | | | | | 1 | 2 | 3 | |
| 7 | 8 | 9 | 10 | 11 | 12 | 13 | 4 | 5 | 6 | 7 | 8 | 9 | 10 |
| 14 | 15 | 16 | 17 | 18 | 19 | 20 | 11 | 12 | 13 | 14 | 15 | 16 | 17 |
| 21 | 22 | 23 | 24 | 25 | 26 | 27 | 18 | 19 | 20 | 21 | 22 | 23 | 24 |
| 28 | 29 | 30 | 31 | | | | 25 | 26 | 27 | 28 | | | |

2

HOUSEHOLD MEMBER 1 (YOU)

- 11** What is your gender?
- ☐ Male
☐ Female
- 12** How old are you?
If less than 1 year, mark 0 years
- Age in years
- 13** Are you of Hispanic, Latino, or Spanish origin?
- ☐ Yes, of Hispanic origin
☐ No, not of Hispanic origin
- 14** What is your race? Mark one or more boxes.
- ☐ White
☐ Black, African-American
☐ Asian
☐ American Indian or Alaska Native
☐ Native Hawaiian or other Pacific Islander
- Please think only about recreational saltwater fishing in North Carolina.
- 15** How many days did you go recreational saltwater fishing from the SHORE in North Carolina?
- The shore includes docks, bridges, causeways, beaches, banks, or any other shore-based place or area. Do not include freshwater fishing.
- ☐ Did not recreational saltwater fish from shore in last 12 months → Go to question 16
- Number of days saltwater shore fishing in January and February of 2018
- Number of days saltwater shore fishing in last 12 months, including January and February
- 16** How many days did you go recreational saltwater fishing from a private or rental BOAT that returned to shore in North Carolina?
- Do not include freshwater trips or trips where a paid captain or crew helped locate and catch fish.
- ☐ Did not recreational saltwater fish from private boat in last 12 months
- Number of days saltwater boat fishing in January and February of 2018
- Number of days saltwater boat fishing in last 12 months, including January and February
- If you have more people in your household, continue to Household Member 2. If you have answered for all people in your household, please return your survey.

HOUSEHOLD MEMBER 2

- 11** What is this person's gender?
- ☐ Male
☐ Female
- 12** How old is this person?
If less than 1 year, mark 0 years
- Age in years
- 13** Is this person of Hispanic, Latino, or Spanish origin?
- ☐ Yes, of Hispanic origin
☐ No, not of Hispanic origin
- 14** What is this person's race? Mark one or more boxes.
- ☐ White
☐ Black, African-American
☐ Asian
☐ American Indian or Alaska Native
☐ Native Hawaiian or other Pacific Islander
- Please think only about recreational saltwater fishing in North Carolina.
- 15** How many days did this person go recreational saltwater fishing from the SHORE in North Carolina?
- The shore includes docks, bridges, causeways, beaches, banks, or any other shore-based place or area. Do not include freshwater fishing.
- ☐ Did not recreational saltwater fish from shore in last 12 months → Go to question 16
- Number of days saltwater shore fishing in January and February of 2018
- Number of days saltwater shore fishing in last 12 months, including January and February
- 16** How many days did this person go recreational saltwater fishing from a private or rental BOAT that returned to shore in North Carolina?
- Do not include freshwater trips or trips where a paid captain or crew helped locate and catch fish.
- ☐ Did not recreational saltwater fish from private boat in last 12 months
- Number of days saltwater boat fishing in January and February of 2018
- Number of days saltwater boat fishing in last 12 months, including January and February
- If you have more people in your household, continue to Household Member 3. If you have answered for all people in your household, please return your survey.

3

HOUSEHOLD MEMBER 3

- 11** What is this person's gender?
- ☐ Male
☐ Female
- 12** How old is this person?
If less than 1 year, mark 0 years
- Age in years
- 13** Is this person of Hispanic, Latino, or Spanish origin?
- ☐ Yes, of Hispanic origin
☐ No, not of Hispanic origin
- 14** What is this person's race? Mark one or more boxes.
- ☐ White
☐ Black, African-American
☐ Asian
☐ American Indian or Alaska Native
☐ Native Hawaiian or other Pacific Islander
- Please think only about recreational saltwater fishing in North Carolina.
- 15** How many days did this person go recreational saltwater fishing from the SHORE in North Carolina?
- The shore includes docks, bridges, causeways, beaches, banks, or any other shore-based place or area. Do not include freshwater fishing.
- ☐ Did not recreational saltwater fish from shore in last 12 months → Go to question 16
- Number of days saltwater shore fishing in January and February of 2018
- Number of days saltwater shore fishing in last 12 months, including January and February
- 16** How many days did this person go recreational saltwater fishing from a private or rental BOAT that returned to shore in North Carolina?
- Do not include freshwater trips or trips where a paid captain or crew helped locate and catch fish.
- ☐ Did not recreational saltwater fish from private boat in last 12 months
- Number of days saltwater boat fishing in January and February of 2018
- Number of days saltwater boat fishing in last 12 months, including January and February
- If you have more people in your household, continue to Household Member 4. If you have answered for all people in your household, please return your survey.

Nonresponse Follow-up Survey Advanced Letter



<<DATE>>

<<STATE>> Resident

<<Add 1>>

<<Add 2>>

<<City>>, <<State>> <<Zip>>

Dear <<STATE>> Resident:

The National Oceanic and Atmospheric Administration is responsible for the management of many of our nation's natural resources. Having the most accurate information possible is essential to help us maintain those resources for you and future generations. NOAA would appreciate your assistance in helping us understand the quality of outdoor and coastal resources in <<STATE>>.

A few weeks ago, we sent a questionnaire to your household but it appears that your survey did not reach us. This letter is to notify you that in a few days you will receive a Fed Ex package containing a questionnaire, a postpaid return envelope, and a small token of thanks for your help.

Your address was randomly selected from a list of all addresses in <<STATE>>. This is a voluntary survey. Responses are kept confidential, and will only be released in aggregate statistical form.

If you have any questions or comments about this study, we would be happy to talk with you. Please call toll-free 888-xxx-xxxx.

Yours sincerely,

A handwritten signature in black ink, appearing to read "Dave Van Voorhees".

Dave Van Voorhees

Chief, Fisheries Statistics Division

NOAA Fisheries, Office of Science and Technology

Nonresponse Follow-up Survey Cover Letter



<<DATE>>

<<STATE>> Resident

<<Add 1>>

<<Add 2>>

<<City>>, <<State>> <<Zip>>

Dear <<STATE>> Resident:

The National Oceanic and Atmospheric Administration is responsible for the management of many of our nation's natural resources. Having the most accurate information possible is essential to help us maintain those resources for you and future generations. NOAA would appreciate your assistance in helping us understand the quality of outdoor and coastal resources in <<STATE>>. Your generous participation is critical because you represent many other people in <<STATE>>. For the results to be accurate, you cannot be replaced by someone else.

A few weeks ago, we sent a questionnaire to your household but it appears that your survey did not reach us. It will take just a few minutes of your time to complete the enclosed survey and mail it back in the postpaid envelope. We have enclosed a small token of thanks for your help.

Your address was randomly selected from a list of all addresses in <<STATE>>. This is a voluntary survey. Responses are kept confidential, and will only be released in aggregate statistical form.

If you have any questions or comments about this study, we would be happy to talk with you. Please call toll-free 888-xxx-xxxx.

Yours sincerely,

A handwritten signature in black ink, appearing to read "Dave Van Voorhees".

Dave Van Voorhees

Chief, Fisheries Statistics Division

NOAA Fisheries, Office of Science and Technology

Recreational Saltwater Boat Fishing Survey Cover Letter



<<DATE>>

<<STATE>> Resident

(Add 1)

(Add 2)

(City), (State) (Zip)

Dear <<STATE>> Resident,

I am writing to ask for your help with a study being conducted for the National Oceanic and Atmospheric Administration. This survey asks questions about saltwater boat fishing activities in <<STATE>>. The survey results provide important information that is used to help improve recreational fishing opportunities for <<STATE>> residents.

For the results to be accurate, we need all households that receive this short survey to complete it and sent it back, even if you do not fish. We have enclosed a small token of thanks for your help.

Your address was randomly selected from a list of all addresses in <<STATE>>. This is a voluntary survey. Responses are kept confidential and will only be used in combination with answers from other households.

If you have any questions or comments about this study, we would be happy to talk with you. Please call toll-free 888-xxx-xxxx.

Yours sincerely,

A handwritten signature in black ink, appearing to read "Dave Van Voorhees".

Dave Van Voorhees
Chief, Fisheries Statistics Division
NOAA Fisheries, Office of Science and Technology

Recreational Saltwater Fishing Boat Survey Postcard

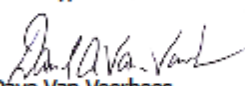
<<DATE>>

Last week, we sent you a recreational fishing boat survey. If you have already completed and returned the survey, please accept our sincere thanks. If not, I hope you will do so today. It should take no more than 5 minutes to complete the survey.

NOAA is conducting this survey to learn more about recreational fishing activities in <<State>>. Your responses are very important to us. Please know that your answers are completely confidential and will be used only in combination with answers from other households.

If you did not receive the survey or need another copy, please call toll-free at 1-XXX-XXX-XXXX.

Sincerely,



Dave Van Voorhees
Chief, Fisheries Statistics Division
NOAA Fisheries, Office of Science and Technology

Recreational Saltwater Fishing Boat Survey Reminder Letter



<<DATE>>

<<STATE>> Resident

(Add 1)

(Add 2)

(City), (State) (Zip)

Dear <<STATE>> Resident,

A few weeks ago, we sent a recreational boat fishing survey to your household. If you have already returned the questionnaire, we thank you. If you have not returned it, we ask you to please complete the enclosed questionnaire and return it as soon as possible. For the results of this study to be accurate, we need all households that receive this short survey to complete it and send it back, even if you do not participate in recreational boat fishing.

We are very grateful for your help with this important study. Your completed survey will help improve recreational fishing opportunities for <<STATE>> residents.

Your address was randomly selected from a list of all addresses in <<STATE>>. This is a voluntary survey. Responses are confidential and will only be used in combination with answers from other households.

If you have any questions or comments about this study, we would be happy to talk with you. Please call toll-free 888-xxx-xxxx.

Yours sincerely,

A handwritten signature in black ink, appearing to read "Dave Van Voorhees".

Dave Van Voorhees

Chief, Fisheries Statistics Division

NOAA Fisheries, Office of Science and Technology

Recreational Saltwater Boat Fishing Survey

OMB Control No. 0648-0632
Expiration Date: xx/xx/xxxx

Recreational Saltwater Boat Fishing Survey



Who Should Complete This Form?

An adult household member, 18 years or older, who lives at this address should complete this form.

Instructions

- Use a black or blue pen to complete this form.
- Mark ☒ to indicate your answer, or write in your answer where indicated.
- Return the completed form in the enclosed postage-paid envelope.

Public reporting burden for this collection of information is estimated to average 7 minutes per response, including the time for reviewing instructions, searching existing data sources, gathering and maintaining the data needed, and completing and reviewing the collection of information. Send comments regarding this burden estimate or any other suggestions for reducing this burden to Rob Andrews, NOAA Fisheries Service, 1315 East-West Hwy, Silver Spring, MD 20910.

No personally identifiable information will be collected through this survey. Responses will only be associated with a unique, randomly assigned identification code. Any public release of survey data will be without identification as to its source or in aggregate statistical form. All survey data will be stored on secured, password protected servers, and all transfer of survey data will utilize secure file transfer protocol.

RECREATIONAL SALTWATER BOAT FISHING SURVEY

First are some questions about your household...

1. Which of the following best describes how your household receives telephone calls?

- ☐ All are received on cell phones
☐ Most are received on cell phones
☐ Some are received on cell phones and some on landline phones
☐ Most are received on landline phones
☐ All are received on landline phones
☐ No calls are received on cell phones or landline phones

2. Which of the following best describes this house, apartment, or mobile home?

- ☐ Owned with a mortgage or loan
☐ Owned without a mortgage or loan
☐ Rented
☐ Occupied without payment or rent

3. How many people, including all adults and children, live in this household?

|_|_| Number of people

4. Is anyone living in this household younger than 18?

- ☐ Yes
☐ No

5. Is anyone living in this household older than 64?

- ☐ Yes
☐ No

6. Does anyone in this household own a boat that was registered in {STATE} during the past 12 months?

- ☐ Yes
☐ No

7. During the past 12 months, has anyone in this household spent any time on recreational boats?

- ☐ Yes
☐ No

8. During the past 12 months, has anyone in this household been...

- a. Freshwater fishing in {STATE}?

- ☐ Yes
☐ No

- b. Saltwater fishing in {STATE}?

- ☐ Yes
☐ No

9. During the past 12 months, has anyone in this household been recreational saltwater fishing from a private or rental boat in {STATE}?

Do not include freshwater trips or trips where a paid captain or crew helped locate and catch fish.

- ☐ Yes → Continue with question 10
☐ No → Thank you! Please return the completed survey in the postage paid envelope.

10. Including all adults and any children living in this household, how many people went recreational saltwater fishing from a private or rental boat in the past 12 months?

|_|_| Number of adults and children recreational saltwater fishing from private or rental boat

- Please complete the next section for each member of your household who went recreational saltwater fishing from a private or rental boat during the past 12 months, starting with the oldest member.

OLDEST ANGLER

11. What is this person's gender?

- ☐ Male
☐ Female

12. What is this person's age?

|_|_|

13. Is this person of Hispanic, Latino, or Spanish origin?

- ☐ Yes, of Hispanic origin
☐ No, not of Hispanic origin

14. What is this person's race? Mark one or more boxes.

- ☐ White
☐ Black, African-American
☐ Asian
☐ American Indian or Alaska Native
☐ Native Hawaiian or other Pacific Islander

15. How many days did this person go recreational saltwater fishing from a private or rental boat that returned to shore in {STATE}...

a. during the past 12 months?

Enter 0 if this person did not go recreational saltwater fishing in past 12 months

|_|_|_| Number of days

b. during the past 2 months (July and August 2020)?

Enter 0 if this person did not go recreational saltwater fishing in past 2 months

|_|_| Number of days

- If this person did not go recreational saltwater fishing from a private or rental boat in the past 2 months, go to question 20 on the next page. Otherwise, continue with question 16.

16. Thinking about the past 2 months (July and August, 2020), how many days did this person go recreational saltwater fishing from a private or rental boat in the following areas?

For days that this person fished in more than one area, please provide only that area where this person spent most of his/her time fishing.

a. Inland waters (e.g., tidal portions of rivers, estuaries, inlets, sounds, etc)?

|_|_| Number of days

b. The open ocean within 3 miles from shore?

|_|_| Number of days

c. The open ocean greater than 3 miles from shore?

|_|_| Number of days

17. What types of boats did this person fish from during the past 2 months?

Check all that apply.

- ☐ Powerboat
☐ Sailboat
☐ Personal watercraft such as jetski
☐ Canoe
☐ Kayak
☐ Pontoon boat
☐ Row/inflatable/other boat

18. Which of the following best describe the location where this person's most recent boat fishing trip ended?

- ☐ Personal residence or dock
☐ Private community marina or dock
☐ Commercial or public marina
☐ Public boat ramp
☐ Other

19. Continue with the second oldest person who went recreational saltwater fishing from a private or rental boat in the past 12 months. If no others then return your survey in the postage paid envelope provided.

SECOND OLDEST ANGLER

20. What is this person's gender?

- ☐ Male
☐ Female

21. What is this person's age?

|_|_|

22. Is this person of Hispanic, Latino, or Spanish origin?

- ☐ Yes, of Hispanic origin
☐ No, not of Hispanic origin

23. What is this person's race? Mark one or more boxes.

- ☐ White
☐ Black, African-American
☐ Asian
☐ American Indian or Alaska Native
☐ Native Hawaiian or other Pacific Islander

24. How many days did this person go recreational saltwater fishing from a private or rental boat that returned to shore in {STATE}...

a. during the past 12 months?

Enter 0 if this person did not go recreational saltwater fishing in past 12 months

|_|_|_| Number of days

b. during the past 2 months (July and August, 2020)?

Enter 0 if this person did not go recreational saltwater fishing in past 2 months

|_|_| Number of days

► If this person did not go recreational saltwater fishing from a private or rental boat in the past 2 months, go to question 29 on the next page. Otherwise, continue with question 25.

25. Thinking about the past 2 months (July and August, 2020), how many days did this person go recreational saltwater fishing from a private or rental boat in the following areas?

For days that this person fished in more than one area, please provide only that area where this person spent most of his/her time fishing.

a. Inland waters (e.g., tidal portions of rivers, estuaries, inlets, sounds, etc)?

|_|_| Number of days

b. The open ocean within 3 miles from shore?

|_|_| Number of days

c. The open ocean greater than 3 miles from shore?

|_|_| Number of days

26. What types of boats did this person fish from during the past 2 months?

Check all that apply.

- ☐ Powerboat
☐ Sailboat
☐ Personal watercraft such as jetski
☐ Canoe
☐ Kayak
☐ Pontoon boat
☐ Row/inflatable/other boat

27. Which of the following best describe the location where this person's most recent boat fishing trip ended?

- ☐ Personal residence or dock
☐ Private community marina or dock
☐ Commercial or public marina
☐ Public boat ramp
☐ Other

28. Continue with the third oldest person who went recreational saltwater fishing from a private or rental boat in the past 12 months. If no others then return your survey in the postage paid envelope provided.

THIRD OLDEST ANGLER

29. What is this person's gender?

- ☐ Male
☐ Female

30. What is this person's age?

|_|_|

31. Is this person of Hispanic, Latino, or Spanish origin?

- ☐ Yes, of Hispanic origin
☐ No, not of Hispanic origin

32. What is this person's race? Mark one or more boxes.

- ☐ White
☐ Black, African-American
☐ Asian
☐ American Indian or Alaska Native
☐ Native Hawaiian or other Pacific Islander

33. How many days did this person go recreational saltwater fishing from a private or rental boat that returned to shore in {STATE}...

a. during the past 12 months?

Enter 0 if this person did not go recreational saltwater fishing in past 12 months

|_|_|_| Number of days

b. during the past 2 months (July and August, 2020)?

Enter 0 if this person did not go recreational saltwater fishing in past 2 months

|_|_| Number of days

- If this person did not go recreational saltwater fishing from a private or rental boat in the past 2 months, please return your survey in the postage paid envelope. Otherwise, continue with question 34.

34. Thinking about the past 2 months (July and August, 2020), how many days did this person go recreational saltwater fishing from a private or rental boat in the following areas?

For days that this person fished in more than one area, please provide only that area where this person spent most of his/her time fishing.

a. Inland waters (e.g., tidal portions of rivers, estuaries, inlets, sounds, etc)?

|_|_| Number of days

b. The open ocean within 3 miles from shore?

|_|_| Number of days

c. The open ocean greater than 3 miles from shore?

|_|_| Number of days

35. What types of boats did this person fish from during the past 2 months?

Check all that apply.

- ☐ Powerboat
☐ Sailboat
☐ Personal watercraft such as jetski
☐ Canoe
☐ Kayak
☐ Pontoon boat
☐ Row/inflatable/other boat

36. Which of the following best describe the location where this person's most recent boat fishing trip ended?

- ☐ Personal residence or dock
☐ Private community marina or dock
☐ Commercial or public marina
☐ Public boat ramp
☐ Other

37. Thank you very much for your time. Please return your survey in the postage paid envelope.