





What should I do if I get a call claiming there's a problem with my Social Security number or account?



Online Service




Retirement



Disability



SSI



Medicare



my Social Security

Check out your *Social Security Statement*, change your address & manage your benefits online today.



Social Security Number

Your Social Security number remains your first and continuous link with Social Security.



How to Get Help

Learn how to get help from Social Security.



FAQs

Get answers to frequently asked questions about Social Security.

This is the main SSA page that individuals visit to find information about benefits and online services. From here, individuals can go to specific informational sections about Retirement, Disability, SSI, or Medicare.

Individuals selecting the section for SSI are directed to this page which provides information about the SSI program.

Supplemental Security Income (En español)

From here, individuals can obtain information about the application process and have the option to request an appointment to file for benefits.

The Supplemental Security Income (SSI) program provides monthly payments to adults and children with a disability or blindness who have [income](#) and [resources](#) below specific financial limits. SSI payments are also made to people age 65 and older without disabilities who meet the financial qualifications.

You may be eligible to receive SSI monthly payments even if you are already receiving Social Security Disability Insurance or retirement benefits.

### How SSI Works

SSI is a Federal program funded by general tax revenues (not Social Security taxes). It provides monthly payments to meet basic needs for food, clothing, and shelter. The base monthly federal amount varies depending on your living arrangement and countable income.

Not everyone gets the same amount. You may get **more** if you live in a state that adds money to the federal SSI payment. You may get **less** if you have other income such as wages, pensions, or Social Security benefits. You may also get less if someone pays your household expenses or if you live with a spouse and he or she has income.

You may be able to get SSI if your resources are worth \$2,000 or less. A couple may be able to get SSI if they have resources worth \$3,000 or less.

### Who is Eligible for SSI?

**Anyone may apply for SSI.** The SSI program provides monthly payments to people who:

- Are at least age 65 or blind or disabled.
- Have limited income (wages, pensions, etc.).
- Have limited resources (the things you own).
- Are U.S. citizens, nationals of the U.S., or some noncitizens.
- Reside in one of the 50 states, the District of Columbia, or the Northern Mariana Islands. **Exception:** The children of military parent(s) assigned to permanent duty outside the U.S. and certain students temporarily abroad may receive SSI payments outside the U.S.

### How to Apply

Learn about the SSI application process for:

- Children under 18 years old.
- People ages 18 to 64.
- People age 65 and older.

### Request an Appointment to File for Benefits

If you believe you may be eligible for Supplemental Security Income (SSI), or if you are assisting someone who wants to file for SSI, you can request an appointment to file for SSI and any other benefits you (or the person you are assisting) may be eligible to receive. The online process takes about 5-10 minutes and no documentation is required at this time. We will need basic information about you and, if applicable, the person you are assisting.

- Information we need:
- Name, date of birth, and Social Security number of the individual interested in SSI.
  - Mailing address, phone number, and email address (optional) for the individual interested in SSI.
  - Your name, phone number, and email address (optional) if you are assisting another individual.

Once you have completed the online process, a Social Security representative will schedule the appointment. We will send an appointment confirmation with the appointment date and time to the individual interested in filing by mail and email (if an email address is provided). In some cases, a Social Security representative may contact you by phone to schedule the appointment.

If you are not able to complete the request, you may schedule an appointment by phone by calling 1-800-772-1213 (TTY 1-800-325-0778) from 8:00 a.m. to 7:00 p.m., Eastern time, Monday through Friday. You may also contact your local Social Security office. You can find the phone number for your local office by using our [Field Office Locator](#).

### Start Appointment Request

### Related Information

- [Supplemental Security Income \(SSI\)](#)
- [Understanding SSI](#)
- [What you must report to us](#)
- [Ways to Report Your Income for SSI](#)
- [Other SSI topics](#)
- [Achieving a Better Life Experience \(ABLE\)](#)
- [SSI Publications](#)
- [Nutrition Assistance Programs](#)
- [Health Information from Department of Health and Human Services](#)
- [Emergency Assistance for Homeowners and Renters](#)

Individuals can select different links for the specific situation that applies to them.

Individuals selecting the link for “Children under age 18 years old” are directed to this page that explain how to apply and if desired request an appointment to file the application.



### SSI Eligibility for Children

Children under age 18 can get SSI if they meet Social Security's definition of disability for children and there are limited income and resources in the household. Social Security defines a disability as:

- The child must have a physical or mental condition(s) that very seriously limits his or her activities; **and**
- The condition(s) must have lasted, or be expected to last, at least 1 year or result in death. A state agency makes the disability decision. They review the information you give us. They will also ask for information from medical and school sources and other people familiar with the child's condition(s).

If the state agency needs more information, they may arrange an examination or test for the child, which we will pay for.

### How to Apply for SSI for a Child

Applying for SSI requires 2 steps. You will need to complete the online Child Disability Report AND, with the help of a Social Security representative, complete an Application for SSI.

**Step 1** TIP: Before completing the Child Disability Report, use our [Child Disability Starter Kit](#) to get answers to commonly asked questions about applying for SSI. The kit also includes a worksheet that will help you gather the information you need.

#### Fill out the online Child Disability Report

The report usually takes about an hour to complete and collects information about the child's disabling condition and how it affects their ability to function.

We will ask you to sign a form that gives the child's doctor(s) permission to give us information about their disability. We need this information so that we can make a decision on the child's claim. In some cases, if the child is over age 12, he or she must sign his or her own medical release.

[Start the Child Disability Report](#)

If you previously started a Child Disability Report for this child but did not finish it, you can use your re-entry number to return to your online Child Disability Report.

**Step 2** After you submit a report, we will call you within 3-5 business days.

#### Together, we will:

- Review the completed Child Disability Report.
- Discuss whether the income and resources of the household are within the allowed limits.
- Start the SSI application process.

### Related Questions

#### Are there other ways to fill out the report?

If you are unable to fill out the report online, you can also use our [SSI online tool to Request an Appointment to File for Benefits](#) or if you need help completing the report, you can call us toll-free at 1-800-772-1213. If you are deaf or hard-of-hearing, call our toll-free TTY number: 1-800-325-0778. Representatives are available Monday through Friday between 8:00 a.m. – 7:00 p.m. Eastern time.

#### How can I get ready for the disability interview?

- Review the disability starter kit. It includes a checklist and a worksheet to help you gather the information you need. Have this information with you at the time of the interview.
- You can fill out a Child Disability Report.
- For more information visit [Benefits for People with Disabilities](#) or call toll-free 1-800-772-1213 (for the deaf or hard of hearing, call TTY 1-800-325-0778).

#### How will I know what Social Security has decided?

We will send you a letter. It can take 3 to 5 months for us to make a decision on a child's SSI disability claim. We may also contact you by phone to ask additional questions. Let us know if your address or telephone number changes so that we can get in touch with you.

You have the right to appeal if an application is denied. Generally, you have 60 days after you receive the notice of our decision to ask for any type of appeal. The letter we send you contains guidance on what level of appeal you should select. If you are unable to appeal a decision online, you can call our toll-free number: 1-800-772-1213 (TTY: 1-800-325-0778), or contact your local Social Security office for other appeal options.

Visit [Disability Benefits/Appeal a Decision](#) or view our "Your Right to Question the Decision Made on Your Claim" pamphlet to learn more about the appeals process. Appeal forms are available for download at [www.ssa.gov/forms](#). You can also call our toll-free number: 1-800-772-1213 (TTY 1-800-325-0778), or contact your local Social Security office to request appeal forms be sent to you.

And always remember to be on the lookout for signs that a scammer is pretending to be from Social Security. You can learn how to spot signs of a scam and how to protect yourself by visiting our [Fraud Prevention and Reporting](#) page.

#### Will my personal information be kept safe?

Yes. Social Security protects the privacy of those we serve. As a federal agency, we are required by the Privacy Act of 1974 (5 U.S.C. 552a) to protect the information we get from you. For more information about how SSA protects your personal information visit our [Privacy Program \(ssa.gov\)](#) page.

#### What if I am more comfortable speaking in a language other than English?

We provide [free interpreter services](#) to help you conduct your Social Security business, including helping you complete the SSI application and answering your questions. NOTE: the Child Disability Report is only available in English.

Call our toll-free number: 1-800-772-1213. If you need service in Spanish, press 7 and wait for a Spanish-speaking representative to help you. For all other languages, stay on the line and remain silent during our English voice automation prompts and a representative answers. The representative will contact an interpreter to help with your call. You may access the information on this page in [Spanish](#).

Benefits	Resources	Agency	Contact with	Related	Report Fraud, Waste or Abuse
Retirement	Online Services	About Us	Us	Websites	
Disability	FAQs	Accessibility	Blog	benefits.gov	Office of the Inspector General
Medicare	Contact Us	FOIA	Podcasts	mybenefits.gov	
Supplements	Forms	Guidance	Infographic	regulation.gov	
SSI	Glossary	Open	Twitter	USA.gov	
	Publications	Government	YouTube		
	Program	Non language	All Social Media		
	Operations	Privacy			
	Manual System				

This website is produced and published at U.S. taxpayer expense.

Individuals selecting the link for “People Ages 18 to 64” are directed to this page that explain how to apply and if desired request an appointment to file the application.

**SSSI For People Ages 18 To 64**

Table of Contents

- How To Apply for SSI
- The Application Process
- Once You Start Receiving SSI

### How To Apply for SSI

#### Apply Online

- To start your application, go to our [Apply for Benefits](#) page, and read and agree to the [Terms of Service](#). Click "Next."
- On that page, review the "Getting Ready" section to make sure you have the information you need to apply.
- Gather the information and documents you need to apply. The [Adult Disability Checklist A](#) provides the information you need to complete the application.
- Select "Start A New Application."
- We will ask a few questions about who is filling out the application.
- You will then sign in to your [my Social Security](#) account, or you will be prompted to create one.
- Complete the application.

#### Apply Online for SSI and Disability Benefits

#### Signing the Online Application

You will have a chance to review your answers and make changes, if needed. Once you've filled everything out, we will ask you to confirm that your answers are true to the best of your knowledge.

The last step is to sign the online application by agreeing to the signature terms and then clicking "Submit Now." You can check the status of your submitted application using a confirmation number we provide.

If someone else submits the online application on your behalf, one of our representatives will contact you by phone to:

- Verify your intent to file.
- Confirm the information provided.
- Obtain any additional information needed.
- Offer you the opportunity to provide your verbal consent to sign the application.

We will also mail you a paper copy of the Application Summary for your records.

Read more about [Helping Someone Apply Online](#).

#### Apply By Phone

Call us to make an appointment to file your application at **1-800-772-1213**. If you are deaf or hard of hearing, you can call us at TTY **1-800-325-0778**.

#### Apply With Your Local Office

Call to make an appointment with your local Social Security office.

#### Request an Appointment Online

Use the [SSI online tool to Request an Appointment to File for Benefits](#).

### The Application Process

#### Once You've Applied

Once you've applied, we'll review it to make sure you meet the basic requirements and contact you if we have any questions. We might request additional documents from you before we can process your application.

We will evaluate your current work activities. Then, we will process your application and forward your case to the Disability Determination Services office in your state. This state agency completes the disability determination for us.

#### Look For Our Response

You'll receive a letter in the mail with our decision.

#### Check The Status

You can check the status of your SSI application online using your personal [my Social Security](#) account. If you are unable to check your status online, call us **1-800-772-1213** (TTY **1-800-325-0778**), from 8:00 a.m. to 7:00 p.m., Monday through Friday to check the status of the application.

#### Appeal A Decision

You have a right to appeal any decision we make about whether you're entitled to payments. You must request an appeal in writing within 60 days of receiving our decision.

To learn more, visit [Appeal A Decision](#).

### Once You Start Receiving SSI

#### You must inform us of certain changes

You must report the changes listed here, because they may affect your eligibility for SSI and your payment amount.

#### When Do You Need to Report?

Report all changes that may affect your SSI as soon as possible and no later than 10 days after the end of the month in which the change occurred.

#### Reporting your income

You can report your income to us in writing, by phone, online, or through our Smartphone app. Visit our [SSI Wage Reporting](#) page to learn more.

#### Manage your SSI information with a [my Social Security](#) account

Once you are receiving SSI, your [my Social Security](#) account provides personalized tools. You can use [my Social Security](#) to:

- Opt out of certain mailed notices.
- Get a benefit verification letter.
- Request a replacement Social Security number card (in most states).
- Set up or change Advance Designation of a Representative Payee.

Benefits	Resources	Agency	Connect with Us	Related Websites	Report Fraud, Waste or Abuse
disability	Online Services	About Us	Blog	Benefits.gov	Office of the Inspector General
healthcare	FAQ	Accessibility	Feedback	Medicare.gov	
medicare	Contact Us	FOIA	Instagram	Regulations.gov	
openness	News	Gov Access	Twitter	USA.gov	
SSI	Glossary	Open Government	YouTube		
	Publications	Plain Language	All Social Media		
	Program Operations	Privacy			
	Manual System				

This website is produced and published in U.S. English only.

Individuals selecting the link for “People age 65 and older” are directed to this page that explains that online applications are not available, and they can contact us by phone to make an appointment or request an appointment online.



▲ Coronavirus (COVID-19) Updates ▲

Update on Our Reentry Plans

Learn about Emergency Assistance for Homeowners and Renters

Social Security

SEARCH MENU LANGUAGES SIGN IN/UP

Table of Contents

- How to Apply for SSI
- The Application Process
- Once You Start Receiving SSI

## How to Apply for SSI

Online applications are not available for adults age 65 and older.

### Apply By Phone

Call us to make an appointment to file your application at **1-800-772-1213**. If you are deaf or hard of hearing, you can call us at TTY **1-800-325-0778**.

### Apply With Your Local Office

Call to make an appointment with your [local Social Security office](#).

### Request an Appointment Online

Use the [SSI online tool to Request an Appointment to File for Benefits](#).

## The Application Process

### Once You've Applied

Once you've applied, we'll review your application to make sure you meet the basic requirements and contact you if we have any questions. We might request additional documents from you before we can process your application.

### Look For Our Response

You'll receive a letter in the mail with our decision.

### Check The Status

Call us **1-800-772-1213** (TTY **1-800-325-0778**) from 8:00 a.m. to 7:00 p.m., Monday through Friday to check the status of the application.

### Appeal A Decision

You have a right to appeal any decision we make about whether you're entitled to payments. You must request an appeal in writing within 60 days of receiving our decision.

To learn more, visit [Appeal A Decision](#).

## Once You Start Receiving SSI

### You must inform us of certain changes

You must report the changes listed here, because they may affect your eligibility for SSI and your payment amount.

### When Do You Need to Report?

Report all changes that may affect your SSI as soon as possible and no later than 10 days after the end of the month in which the change occurred.

### Reporting your income

You can report your income to us in writing, by phone, online, or through our Smartphone app. Visit our [SSI Wage Reporting page](#) to learn more.

### Manage your SSI information with a *my* Social Security account

Once you are receiving SSI, your *my* Social Security account provides personalized tools. You can use *my* Social Security to:

- Opt out of certain mailed notices.
- Get a benefit verification letter.
- Request a replacement Social Security number card (in most states).
- Set up or change Advance Designation of a Representative Payee.

<b>Benefits</b> Retirement Disability Medicare Survivors SSI	<b>Resources</b> Online Services FAQs Contact Us Forms Glossary Publications Program Operations Manual System	<b>Agency</b> About Us Accessibility FOIA Guidance Open Government Plain Language Privacy	<b>Connect with Us</b> Blog Facebook Instagram Twitter YouTube All Social Media	<b>Related Websites</b> <a href="#">Benefits.gov</a> <a href="#">MyMoney.gov</a> <a href="#">Regulations.gov</a> <a href="#">USA.gov</a>	<b>Report Fraud, Waste or Abuse</b> Office of the Inspector General
---	---	--	---	--	--

This website is produced and published at U.S. taxpayer expense.