

Early Language and Literacy Collaborative - Family of Mea

Your team is responsible for submitting this worksheet, updated and saved with the data outline. Monthly updates can be added to the worksheet on the second tab of this workbook. Please note that you will submit data for the month of February. Your team should note that the third tab has a fourth tab includes four self-reflection questions that ACF would like granted.

| Measure | Associated Driver | Construct being measured | |
|---------|---|---|-------------|
| 1 | SMART Aim | EL&L activities with child | Numerator |
| | | | Denominator |
| 2 | PD1: Home visitors have knowledge and skills to support families to promote EL&L development with their children | Staff training | Count |
| 3 | PD2: Home visitors have the support and resources necessary to support families to promote EL&L development with their children | Supervision-sessions where EL&L content was discussed | Numerator |
| | | | Denominator |
| 4 | PD3: Families have knowledge, skills, and resources to promote EL&L development with their children | Home visits where EL&L content was discussed | Numerator |
| | | | Denominator |
| 5 | PD3: Families have knowledge, skills, and resources to promote EL&L development with their children | Asking caregivers about EL&L activities with child | Numerator |
| | | | Denominator |

| | | | |
|---|---|---|-------------|
| 6 | PD4. HV program/community has resources that support families to promote EL&L development with their children | Interactions with community partners specializing in EL&L | Count |
| 7 | N/A (Balancing Measure) | HV dosage | Numerator |
| | | | Denominator |

PAPERWORK REDUCTION ACT OF 1995 (Pub. L. 104-13): Through this information collection, ACF is gathering information to inform program support and technical assistance for grantees participating in the Tribal Continuous Quality Improvement Collaboratives. Public reporting burden for this collection of information is estimated to average 20 hours per grantee, including the time for reviewing instructions, gathering and maintaining the data needed, and reviewing the collection of information. This is a voluntary collection of information. An agency may not conduct or sponsor, and a person is not required to respond to, a collection of information subject to the requirements of the Paperwork Reduction Act of 1995, unless it displays a currently valid OMB control number. The OMB # is 0970-0531 and the expiration date is 7/31/2022. If you have any comments on this collection of information, please contact Julie Morales; morales@jbassoc.com

Issues Reporting Guidance

ned below, 10 business days prior to the monthly Actio
update per the directions below, including data collecte
re-programmed run charts to automatically display the
ees to respond to each month. Your monthly updated v

| Operational Definition |
|---|
| # of children (index child) enrolled in the home visiting program with a caregiver who, during the reporting month, reported that during a typical week the caregiver or a family member read, told stories, and/or sang songs with their child every day |
| # of children (index child) enrolled in the home visiting program during the reporting month |
| # of trainings/communities of practice/peer sharing opportunities pertaining to EL&L/child development that home visitors attended during the last three months |
| # of individual and/or group supervision sessions where EL&L content was discussed during the reporting month |
| # of individual and/or group supervision sessions completed during the reporting month |
| # of home visits where EL&L content was discussed during the reporting month |
| # of home visits delivered during the reporting month |
| # caregivers who were asked at home visits during the reporting month if, during a typical week, the caregiver or a family member read, told stories, and/or sang songs with their child every day |
| # of caregivers enrolled in the home visiting program during the reporting month |

of interactions that the home visiting program has with community partners specializing in EL&L during the last three months

of home visits received by families during the reporting month

of home visits families should receive according to model developer fidelity requirements during the reporting month

Site: [enter grantee team name]

in Period call for the Early Language and Literacy Collaborative (first Thursday of each month). Your
ed between the first and last days of the prior month. For example, on the first Thursday of March,
e data that you enter into the second tab. Please use these for your review and team planning. The
worksheet should be sent via email to your TEI Liaison with a copy to your FPO.

Guidance

Report the number of index children with a caregiver who, during the reporting month, reported that during a typical week the caregiver or a family member read, told stories, and/or sang songs with their child every day. This is also Flex Measure 7 in your Performance Measurement Plan (if you chose to collect and report on Flex Measure 7). In order to be counted in the numerator, the caregiver would need to report at least once during the reporting month that, during a typical week, they or a family member read, told stories, and/or sang songs with their child every day.

Report the number of index children enrolled in the HV program at any point during the reporting month that received at least one home visit during that month and were asked about EL&L activities with their child.

This measure is a count. Report the total number of trainings/communities of practice/peer sharing opportunities pertaining to EL&L/child development your home visitors attended by the last day of the quarter for which you are reporting. For example, in March, please report trainings attended during December, January, and February.

Report the number of individual and/or group supervision sessions where EL&L content was discussed that home visitors received by the last day of the month for which you are reporting.

Report the total number of individual and/or group supervision sessions home visitors received by the last day of the month for which you are reporting.

Report the number of home visits where EL&L content was discussed by the last day of the month for which you are reporting.

Report the total number of home visits delivered by the last day of the month for which you are reporting.

Report the number of caregivers who were asked during the month for which you are reporting if, during a typical week, they or a family member read, told stories, and/or sang songs with their child every day. In order to be counted in the numerator, the caregiver would need to be asked at least once during the reporting month.

Report the number of caregivers enrolled in the home visiting program at any point during the reporting month and received at least one home visit during the reporting month.

This measure is a count. Report the total number of interactions that your HV program had with community partners specializing in EL&L by the last day of the quarter for which you are reporting.

Report the number of home visits received by families by the last day of the month for which you are reporting.

Report the number of home visits families should have received during the month for which you are reporting. Please use the definition "Number of home visits families should receive" in Core Measure 1 of your Performance Measurement Plan to determine how many home visits families should receive during a typical month.

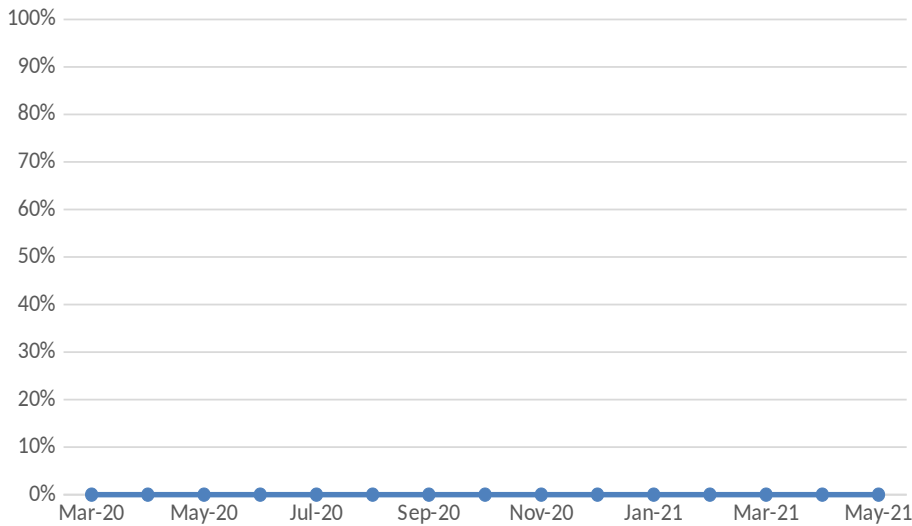
Early Language a

| Measure | Construct Being Measured | Numerator/Denominator | Mar-20 |
|---------|--|---|---------|
| 1 | <i>EL&L activities with child</i> | # of index children with caregivers who report daily EL&L activity with their child during a typical week | |
| | | # of children enrolled in the home visiting program | |
| | | % Children Engaging in EL&L Activities with Caregiver or Family Member | #DIV/0! |
| 2 | <i>Staff training</i> | # of Trainings/Communities of Practice/Peer Sharing Opportunities Pertaining to EL&L/Child Development | |
| | | # of Trainings/Communities of Practice/Peer Sharing Opportunities Pertaining to EL&L/Child Development | |
| 3 | <i>Supervision sessions where EL&L content was discussed</i> | # of individual and/or group supervision sessions where EL&L content was discussed | |
| | | # of individual and/or group supervision sessions completed | |
| | | % Supervisions Where EL&L Content was Discussed | #DIV/0! |
| 4 | <i>Home visits where EL&L content was discussed</i> | # of home visits where EL&L content was discussed | |
| | | # of home visits delivered | |
| | | % Home Visits Where EL&L Content was Discussed | #DIV/0! |
| 5 | <i>Asking caregivers about EL&L activities with child</i> | # of caregivers who were asked about daily EL&L activity with their child during a typical week | |
| | | # of caregivers enrolled in the home visiting program | |
| | | % Caregivers Asked About EL&L Activities with Child | #DIV/0! |
| 6 | <i>Interactions with community partners specializing in EL&L</i> | # of interactions with community partners specializing in EL&L | |
| | | # of Interactions with Community Partners Specializing in EL&L | |
| 7 | <i>HV dosage</i> | # of families who received the recommended number of home visits | |
| | | # of families enrolled in the home visiting program | |
| | | % Families Receiving Recommended Home Visits | #DIV/0! |

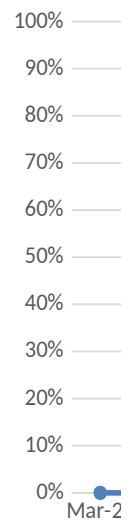
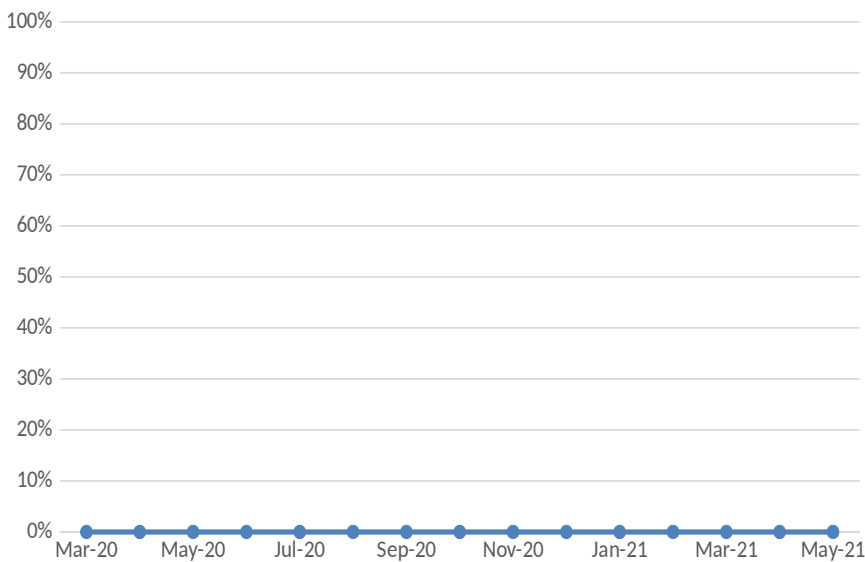
| Jan-21 | Feb-21 | Mar-21 | Apr-21 | May-21 |
|---------|---------|---------|---------|---------|
| | | | | |
| | | | | |
| #DIV/0! | #DIV/0! | #DIV/0! | #DIV/0! | #DIV/0! |
| | | | | |
| | 0 | | | 0 |
| | | | | |
| | | | | |
| #DIV/0! | #DIV/0! | #DIV/0! | #DIV/0! | #DIV/0! |
| | | | | |
| | | | | |
| #DIV/0! | #DIV/0! | #DIV/0! | #DIV/0! | #DIV/0! |
| | | | | |
| | | | | |
| #DIV/0! | #DIV/0! | #DIV/0! | #DIV/0! | #DIV/0! |
| | | | | |
| | 0 | | | 0 |
| | | | | |
| | | | | |
| #DIV/0! | #DIV/0! | #DIV/0! | #DIV/0! | #DIV/0! |

Instructions: The following data charts can be used by your team to share with staff, leadership, family pasted into other documents or presentations. Simply click on the chart, copy, and paste into your document. The charts with data that are reported less frequent

Measure #1 (SMART Aim): % Children Engaging in EL&L Activities with Caregiver or Family Member

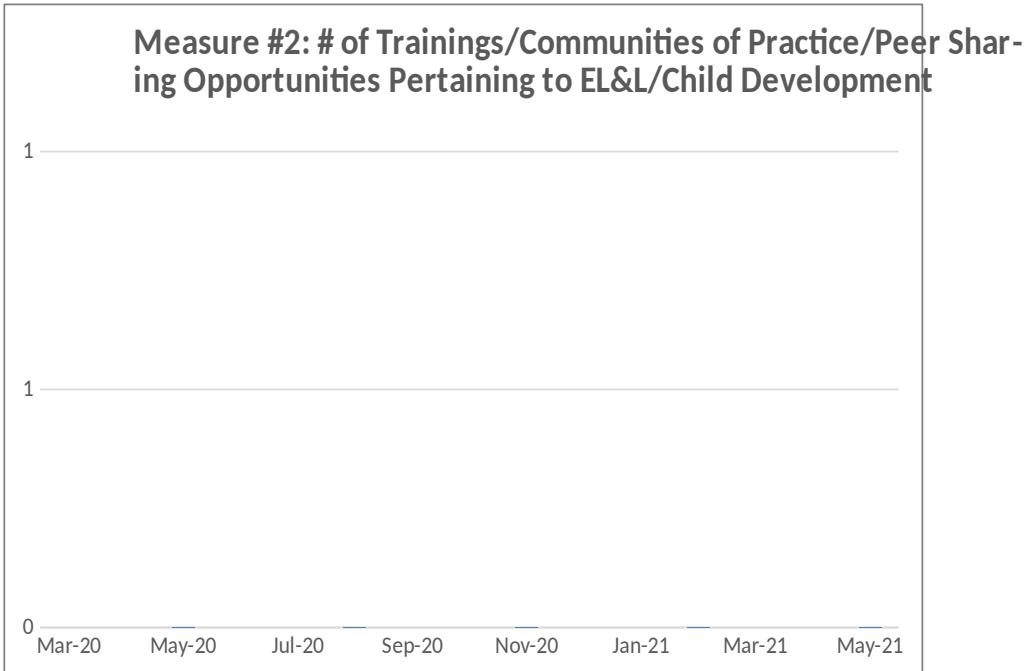
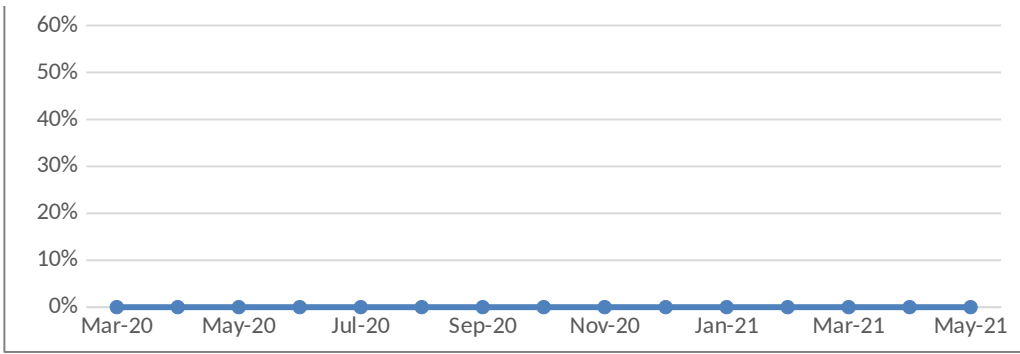


Measure #4: % Home Visits Where EL&L Content was Discussed



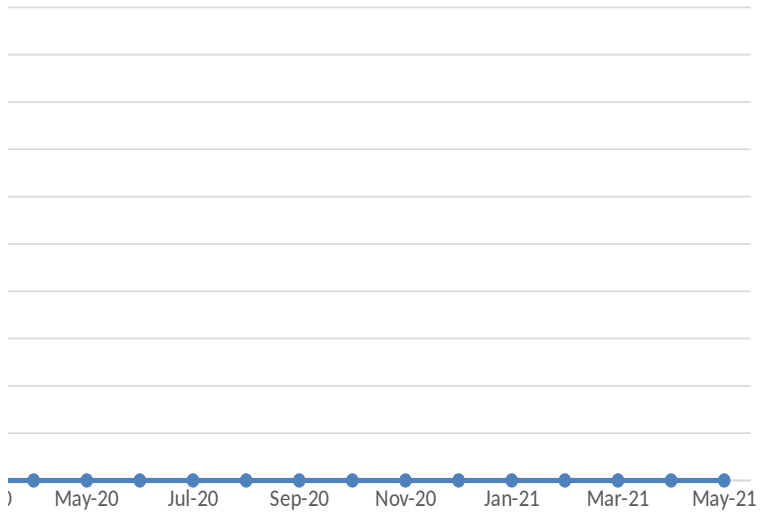
Measure #7: % Families Receiving the Recommended Number of Home Visits





lies, and other important stakeholders. Charts can be edited, copied, and
ument or presentation. Edits can be made to the charts as needed by your
ly are located at the bottom.

Measure #3: % Individual/Group Supervisions Received Where EL&L Content was Discussed



Measure #5: % Caregivers Asked About EL&L Activities with Child

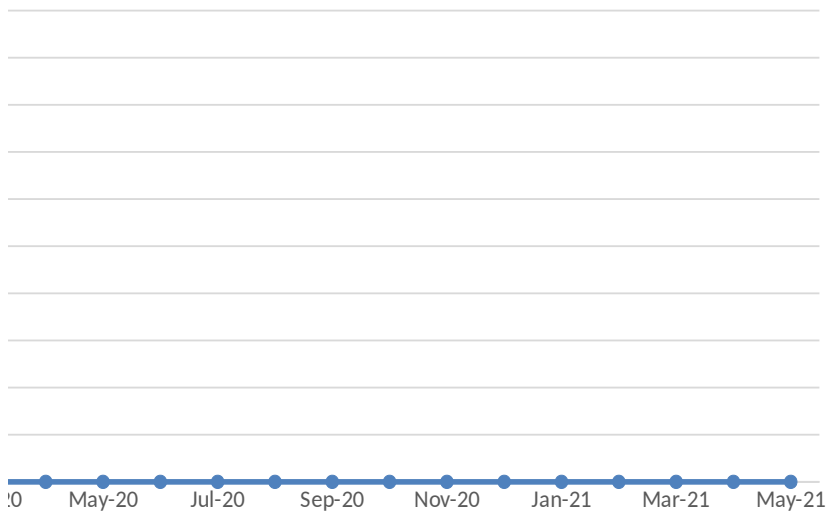


Chart #6: # of Interactions with Community Partners Special-EL&L



Instructions: Please update your responses to the following questions every month based on your team's ePDSAs. This information will be used to help identify areas for targeted TA and p

Self-Reflection Questions

1. What successes emerged from your team's Collaborative work this month?

2. What challenge(s) emerged from your team's Collaborative work this month?

3. How did you address this/these challenge(s)?

4. What TA supports would be helpful?

experience conducting continuous quality improvement through rapid-cycle potential content for future Action Period Calls.
