



U.S. Citizenship and
Immigration Services

I-539, Application To Extend/Change Nonimmigrant Status

United States Citizenship and
Immigration Services




Application To Extend/Change Nonimmigrant Status

I-539

Currently, you may file an Application to Extend/Change Nonimmigrant Status (I-539) online if you are filing for yourself.

You should refer to Instructions for [Form I-539](#) to see if you can use this online form for your nonimmigrant status.

 You can file an individual request online only for certain statuses.

At this time, you cannot file online if you:

- Have additional applicants
- Have an A, G, NATO or V nonimmigrant status

You will need to file a paper [Form I-539](#).



Before You Start Your Application



Eligibility

You may be eligible to apply for an extension of your authorized stay if:

- You were lawfully admitted into the United States with a nonimmigrant visa
- Your nonimmigrant visa status remains valid

I-539: Start Application

qa-my.uscis.dhs.gov/apply/application-to-extend-change-nonimmigrant-status/start-application



Official website of the Department of Homeland Security [Here's how you know](#)



U.S. Citizenship
and Immigration
Services

Application to Extend/Change
Nonimmigrant Status (I-539)

My Account

Resources

Sign Out

applicant > dnm_app60@gmail.com > 0efbcf74-ff8f-4660-8afd-b5eb1770a586



Completing Your Form Online



Provide as many responses as you can

You should provide as many responses as you can. Incomplete fields or sections and missing information can slow down the process after you submit your form. If you do not finish your form in one session, you can sign in to your account to continue where you left off.



We will automatically save your responses

We will automatically save your information when you select next to go to a new page or navigate to another section of the form. Your responses will be saved for 30 days. You can sign in to your account at anytime to continue where you left off.

DHS Privacy Notice


AUTHORITIES: The information requested on this application, and the associated evidence, is collected pursuant to the U.S. Code sections 1103, 1184 and Title 8 of the Code of Federal Regulations parts 103, 214 and 248.

PURPOSE: The primary purpose for providing the requested information on this application is to apply for an extension of stay or a change from one nonimmigrant category to another nonimmigrant category. DHS will use the information you provide to grant or deny the immigration benefit you are seeking.

I-539: Getting Started – Basis for eligibility



What is your current nonimmigrant status?

 You can file your request online only for certain statuses.

Read [Instructions for Form I-539](#) to see if you can use this online form for your nonimmigrant status.

If your nonimmigrant status does not appear on the current nonimmigrant status dropdown list, you must file a paper [Form I-539](#).

Were you granted Duration of Status (D/S)?

Notation on certain nonimmigrant Form I-94 indicating that the individual, such as an F-1 nonimmigrant student, is authorized to remain in the U.S. as long as he or she maintains a valid status.

Yes

No

When does your current nonimmigrant status expire?

I-539: Getting Started – Reason for Request



Getting Started

About You

Moral Character

Your Application

Additional Information

Evidence

Review and Submit


Basis for eligibility

Reason for request

Preparer and interpreter
information

What are you applying for?

- An extension of stay in my current status
- Reinstatement to student status
- A change of status

 You can file an online request for certain statuses.

Read [Instructions for Form I-539](#) to see if you can use this online form for your nonimmigrant status.

If your nonimmigrant status does not appear on the change of status dropdown list, you must file a paper [Form I-539](#).

I-539: Getting Started – Reason for Request (change of status)



Application to
Extend/Change
Nonimmigrant Status
(I-539)

My Account 1 ▾

Resources ▾

Getting Started

About You

Moral Character

Your Application

Additional Information

Evidence

Review and Submit

Basis for eligibility

Reason for request


Preparer and interpreter
information

Preparer information

Interpreter information

What are you applying for?

- An extension of stay in my current status
- Reinstatement to student status
- A change of status

 You can file an online request for certain statuses.

Read [Instructions for Form I-539](#) to see if you can use this online form for your nonimmigrant status.



If your nonimmigrant status does not appear on the change of status dropdown list, you must file a paper [Form I-539](#).


What is the change of status you are requesting?

I-539: Getting Started – Preparer and interpreter information



Application to
Extend/Change
Nonimmigrant Status
(I-539)

[My Account](#)  

[Resources](#) 

Getting Started

[About You](#)

[Moral Character](#)

[Your Application](#)

[Additional Information](#)

[Evidence](#)

[Review and Submit](#)

[Basis for eligibility](#)

[Reason for request](#)

[Preparer and interpreter information](#)

[Preparer information](#)

[Interpreter information](#)

Is someone assisting you with completing this application?

Yes

No

Is a preparer assisting you with completing this application?

A preparer is anyone who completes or helps you complete all or part of your application using information and answers that you provide.

Yes

I-539: Getting Started – Preparer information

qa-my.uscis.dhs.gov/apply/application-to-extend-change-nonimmigrant-status/11849/preparer-information



Official website of the Department of Homeland Security

Sign Out



Application to
Extend/Change
Nonimmigrant Status
(I-539)

My Account **1** ▾

Resources ▾

Getting Started

About You

Moral Character

Your Application

Additional Information

Evidence

Review and Submit

Basis for eligibility

Reason for request

Preparer and interpreter
information

Preparer information

Interpreter information

What is your preparer's full name?

Given name (first name)

Family name (last name)

What is your preparer's business or
organization name?

My preparer is not part of a business or organization.

I-539: Getting Started – Interpreter information

qa-my.uscis.dhs.gov/apply/application-to-extend-change-nonimmigrant-status/11849/interpreter-information



Official website of the Department of Homeland Security

Sign Out



Application to
Extend/Change
Nonimmigrant Status
(I-539)

My Account 1 ▾

Resources ▾

applicant > g28@jp.com > c7ecf3b2-2470-46bd-b918-0f0d82ffbec

Getting Started

About You

Moral Character

Your Application

Additional Information

Evidence

Review and Submit

Basis for eligibility

Reason for request

Preparer and interpreter
information

Preparer information

Interpreter information

What is your interpreter's full name?

Given name (first name)

Family name (last name)

What is your interpreter's business or organization name?

My interpreter is not part of a business or organization.



Started

About You

Moral Character

Your Application

Additional Information

Evidence

Review and Submit

Your contact information

Additional information

Your immigration
information

What is your current legal name?

Your current legal name is the name on your birth certificate, unless it changed after birth by a legal action such as marriage or court order. Do not provide any nicknames here.

Given name (first name)

Middle name (if applicable)

Family name (last name)

Next

Back



What is your current mailing address?

We will use your current mailing address to contact you throughout the application process. We may not be able to contact you if you do not provide a complete and valid address. Please provide a U.S. address only.

In care of name (if any)

Address line 1

Street number and name

Address line 2

Apartment, suite, unit, or floor

City or town

State

ZIP code

I-539: About You – Additional information



qa-my.uscis.dhs.gov/apply/application-to-extend-change-nonimmigrant-status/11849/additional-information



Official website of the Department of Homeland Security

Sign Out



U.S. Citizenship
and Immigration
Services

Application to
Extend/Change
Nonimmigrant Status
(I-539)

My Account 1 ▾

Resources ▾

applicant > dnm_app2@gmail.com > 0c7f04ee-ca1c-4ee3-8591-40b11bfe822c

Getting Started

About You

Moral Character

Your Application

Additional Information

Evidence

Review and Submit

Your name

Your contact information

Additional information

Your immigration
information

What is your A-Number?

What is your USCIS Online Account Number?

You can find your USCIS Online Account Number by signing in to your account and going to your profile page.

If you previously filed an application, petition, or request using the USCIS online filing system, provide the USCIS Online Account Number you were issued.

If you previously filed certain applications, petitions, or requests on a paper form via a USCIS Lockbox facility, you may have received a USCIS Online Account Access Notice issuing you a USCIS Online Account Number. You can find this number at the top of the notice.

I-539: About You – Your immigration information

qa-my.uscis.dhs.gov/apply/application-to-extend-change-nonimmigrant-status/11849/your-immigration-information



Official website of the Department of Homeland Security

Sign Out



U.S. Citizenship
and Immigration
Services

Application to
Extend/Change
Nonimmigrant Status
(I-539)

My Account 1 ▾

Resources ▾

applicant > dnm_app2@gmail.com > 0cff04ee-ca1c-4ee3-8591-40b11bfe822c

Getting Started

About You

Moral Character

Your Application

Additional Information

Evidence

Review and Submit

Your name

Your contact information

Additional information

**Your immigration
information**

What is your country of birth?

What is your country of citizenship or nationality?

Provide the name of the country as it currently exists, where you are currently a citizen or national. If the country no longer exists, use the current name of the country.

If you are a citizen or national of more than one country, provide the name of the foreign country that issued your last passport.

If you are stateless, enter the name of the current country where you were last a citizen or national.

I-539: Moral Character – Party or group affiliations



U.S. Citizenship and Immigration Services

Application to Extend/Change Nonimmigrant Status (I-539)

My Account 1 Resources | Sign Out

applicant > g28@jp.com > c7ecf3b2-2470-46bd-b918-0f0d82fffbec

Getting Started About You **Moral Character** Your Application Additional Information Evidence Review and Submit

Party or group affiliations Immigration proceedings

Have you, or any other person included on this application, EVER ordered, incited, called for, committed, assisted, helped with, or otherwise participated in acts involving torture or genocide?

- Yes
- No

Have you, or any other person included on this application, EVER ordered, incited, called for, committed, assisted, helped with, or otherwise participated in killing any person?

- Yes



applicant > g28@jp.com > c7ecf3b2-2470-46bd-b918-0f0d82ffbec

Getting Started

About You

Moral Character

Your Application

Additional Information

Evidence

Review and Submit

Party or group
affiliations

Immigration proceedings

Have you, or any person included on the application, EVER served in, been a member of, assisted, or participated in any military unit, paramilitary unit, police unit, self-defense unit, vigilante unit, rebel group, guerrilla group, militia, insurgent organization, or any other armed group?

- Yes
- No

Have you, or any person included in this application, EVER worked, volunteered, or otherwise served in any prison, jail, prison camp, detention facility, labor camp, or any other situation that involved detaining persons?

- Yes
- No

Have you, or any other person included in this application, EVER been a member of, assisted in, or participated in any group, unit, or organization of any kind in which you or other persons used any type of

I-539: Moral Character – Immigration Proceedings



U.S. Citizenship and Immigration Services

Application to
Extend/Change
Nonimmigrant Status
(I-539)

My Account 1 ▾

Resources ▾

Getting Started About You **Moral Character** Your Application Additional Information Evidence Review and Submit

Party or group affiliations

Immigration proceedings

Have you, or any person included in this application, done anything that violated the terms of the nonimmigrant status you now hold?

- Yes
- No

Are you, or any other person included in this application, now in removal proceedings?

- Yes
- No

Back

Next

I-539: Your Application – Information about request

qa-my.uscis.dhs.gov/apply/application-to-extend-change-nonimmigrant-status/11849/information-about-request

Official website of the Department of Homeland Security

Sign Out



U.S. Citizenship
and Immigration
Services

Application to
Extend/Change
Nonimmigrant Status
(I-539)

My Account **1** ▾

Resources ▾

applicant > dnm_app2@gmail.com > 0cff04ee-ca1c-4ee3-8581-40b11bfe822c

Getting Started

About You

Moral Character

Your Application

Additional Information

Evidence

Review and Submit

Information about
request

Additional information
about request

Additional applicants

Is this application based on an extension or change of status already granted to your spouse, child, or parent?

Yes

No

Is this application based on a separate petition or application to give your spouse, child, or parent an extension or change of status?

Yes, filed with this I-539

I-539: Your Application – Information about request expanded



Application to
Extend/Change
Nonimmigrant Status
(I-539)

My Account **1** Resources

applicant > dnm_app2@gmail.com > 0cff04ee-ca1c-4ee3-8581-40b11bfe822c

- Getting Started
- About You
- Moral Character
- Your Application**
- Additional Information
- Evidence
- Review and Submit

- Information about request**
- Additional information about request
- Additional applicants

Is this application based on an extension or change of status already granted to your spouse, child, or parent?

- Yes
- No

Provide the USCIS receipt number for the extension or change already granted to your spouse, child, or parent.

The USCIS receipt number is a unique 13-character identifier that consists of three capital letters followed by 10 numbers (for example, ABC1234567890). You can find it on notices of action USCIS has sent

I-539: Your Application – Additional information about request



Application to
Extend/Change
Nonimmigrant Status
(I-539)

My Account 1 Resources

applicant > dnm_app2@gmail.com > 0cff04ee-ca1c-4ee3-8591-40b11bfe822c

- Getting Started
- About You
- Moral Character
- Your Application**
- Additional Information
- Evidence
- Review and Submit

Information about request

Additional information about request

Additional applicants

Are you, or any other individual included on the application, an applicant for an immigrant visa?

- Yes
- No

Has an immigrant petition EVER been filed for you or for any other individual included in this application?

- Yes
- No

I-539: Your Application – Additional applicants (without hard stop)



Application to
Extend/Change
Nonimmigrant Status
(I-539)

My Account **1** Resources

applicant > dnm_app2@gmail.com > 0cff04ae-c81c-4ee3-8591-40b11bfe822c

Getting Started About You Moral Character **Your Application** Additional Information Evidence Review and Submit

Information about request Additional information about request **Additional applicants**

Are you the only applicant applying with this form?

- Yes
- No

Next

< Back

I-539: Your Application – Additional applicants (with hard stop)

qa-my.uscis.dhs.gov/apply/application-to-extend-change-nonimmigrant-status/11844/additional-applicants

Official website of the Department of Homeland Security

Sign Out



Application to
Extend/Change
Nonimmigrant Status
(I-539)

My Account 1

Resources

applicant > dnm_app2@gmail.com > 0c7f04ee-ca1c-4ee9-8591-40b11bfe822c

Getting Started

About You

Moral Character

Your Application

Additional Information

Evidence

Review and Submit

Information about
request

Additional information
about request

Additional applicants

Are you the only applicant applying with this form?

Yes

No

i You can file Form I-539 online only for yourself and no other applicants at this time.

You can complete the online version of Form I-539 if you are requesting an extension for only yourself. If you want to include co-applicants, you must file the paper [Form I-539](#).

I-539: Additional information – Optional explanation



Application to
Extend/Change
Nonimmigrant Status
(I-539)

My Account **1** ▾

Resources ▾

applicant > dnm_app2@gmail.com > 0cff04ee-c61c-4ee8-8581-40b11bfe822c

- Getting Started
- About You
- Moral Character
- Your Application
- Additional Information**
- Evidence
- Review and Submit

Optional explanation

You may provide additional information for your application

If you need to provide any additional information for any of your answers to the questions in this form, enter it into the space below. You should include the questions that you are referencing.

If you do not need to provide any additional information, you may leave this section blank.

Additional information

I-539: Evidence – Required Evidence



Application to
Extend/Change
Nonimmigrant Status
(I-539)

My Account 1

Resources

applicant > dnm_app0@gmail.com > 0c704ee-calc0-4ee0-5596-402c1b7e522c

- Getting Started
- About You
- Moral Character
- Your Application
- Additional Information
- Evidence**
- Review and Submit


- Required evidence**
- Additional evidence

Your Nonimmigrant Arrival/Departure Record (I-94)


Upload an image or copy of both sides of your Nonimmigrant Arrival/Departure Record (I-94).


If you were admitted to the United States by U.S. Customs and Border Protection (CBP) at an airport or seaport after April 30, 2013, you may have been issued an electronic I-94 by CBP, instead of a paper form. Visit the [CBP website](#) to obtain a copy of your I-94.

If you are unable to obtain a copy of your I-94 from CBP, go to the [USCIS I-102](#) page to find additional I-94 Replacement Information.



Drag files here or [choose a file](#)
Maximum size: 6MB per file
Accepted formats: JPG, JPEG, or PDF
No encrypted or password-protected files

 **Attaching your files**
Use a scanner or take pictures of each document. Make sure each image you attach is clear and that all text is readable.

 **Translations**

I-539: Evidence – Additional Evidence

qa-my.uscis.dhs.gov/apply/application-to-extend-change-nonimmigrant-status/11844/additional-evidence



Official website of the Department of Homeland Security

Sign Out



Application to
Extend/Change
Nonimmigrant Status
(I-539)

My Account **1** ▾

Resources ▾

applicant > dnm_app2@gmail.com > 0cff04ee-ca1c-4ee3-8591-40b11bfe822c

Getting Started

About You

Moral Character

Your Application

Additional Information

Evidence

Review and Submit

Required evidence

Additional evidence

Additional evidence you want to provide

You can provide additional documents that support your application and help explain any of your responses on the application. If you want to provide additional evidence now, upload any documents below.



Drag files here or [choose a file](#)

Maximum size: 6MB per file

Accepted formats: JPG, JPEG, or PDF

No encrypted or password-protected files



Attaching your files

Use a scanner or take pictures of each document. Make sure each image you attach is clear and that all text is readable.

I-539: Review and Submit – Review your application (with hard stop)



Application to
Extend/Change
Nonimmigrant Status
(I-539)

My Account 1

Resources

applicant > dnm_app2@gmail.com > 0cfd04ee-ca1c-4ee3-8591-40b11bfe822c

- Getting Started
- About You
- Moral Character
- Your Application
- Additional Information
- Evidence
- Review and Submit**

Review

Check your application before you submit

We will review your application to check for accuracy and completeness before you submit it.

We encourage you to provide as many responses as you can throughout the application, to the best of your knowledge. Missing information can slow down the review process after you submit your application.

You can return to this page to review your application as many times as you want before you submit it.

Your fee

i Your form filing fee is: **\$455.00**

Refund Policy: USCIS does not refund fees, regardless of any action we take on your application, petition, or request. By continuing this transaction, you acknowledge that you must submit fees in the exact

I-539: Review and Submit – Review your application (without hard stop)



Application to
Extend/Change
Nonimmigrant Status
(I-539)

My Account **1**

Resources

applicant > dnm_app2@gmail.com > 0cff04ee-ca1c-4ee9-8391-40b115fe822c

Getting Started

About You

Moral Character

Your Application

Additional Information

Evidence

Review and Submit

Review

Check your application before you submit

We will review your application to check for accuracy and completeness before you submit it.

We encourage you to provide as many responses as you can throughout the application, to the best of your knowledge. Missing information can slow down the review process after you submit your application.

You can return to this page to review your application as many times as you want before you submit it.

Your fee

i Your form filing fee is: **\$455.00**

Refund Policy: USCIS does not refund fees, regardless of any action we take on your application, petition, or request. By continuing this transaction, you acknowledge that you must submit fees in the exact

I-539: Review and Submit –Summary



Application to
Extend/Change
Nonimmigrant Status
(I-539)

My Account 1

Resources

applicant > g28@jp.com > c7ecf3b2-2470-46bd-b918-0f0d82fffbec

- Getting Started
- About You
- Moral Character
- Your Application
- Additional Information
- Evidence
- Review and Submit**

- Review
- Summary**
- Preparer signature
- Interpreter signature
- Your Signature

Review the I-539 form information

Print

Here is a summary of all the information you provided in your application.

Make sure you have provided responses for everything that applies to you before you submit your application. You can edit your responses by going to each application section using the site navigation.

We also prepared a draft case snapshot with your responses, which you can download below.

[View draft case snapshot](#)

Getting Started

Basis for eligibility

What is your current nonimmigrant status? **F1**

Were you granted Duration of Status (D/S)? -

When does your current nonimmigrant status expire? -

I-539: Review and Submit – Preparer Signature



Preparer's statement

Your preparer must read the statements below and select the statement that applies to him or her.

If your preparer is an attorney or accredited representative whose representation extends beyond preparation of this application, he or she may be obliged to submit a completed Notice of Entry of Appearance as Attorney or Accredited Representative (G-28) with your application.


- I am **not** an attorney or accredited representative but have prepared this application on behalf of the applicant and with the applicant's consent.
- I am an attorney or accredited representative and my representation of the applicant in this case does not extend beyond the preparation of this application.
- I am an attorney or accredited representative and my representation of the applicant in this case extends beyond the preparation of this application.

I-539: Review and Submit – Preparer Signature Upload



Preparer's signature upload

Scan and upload your preparer's completed signature page below.



Drag files here or [choose a file](#)
Maximum size: 6MB per file
Accepted formats: JPG, JPEG, or PDF
No encrypted or password-protected files

Next

[← Back](#)

I-539: Review and Submit – Interpreter Signature



Application to
Extend/Change
Nonimmigrant Status
(I-539)

My Account 1 ▾

Resources ▾

applicant > g28@jp.com > c7ecf3b2-2470-46bd-b918-0f0d82ffbec

Getting Started About You Moral Character Your Application Additional Information Evidence **Review and Submit**

Review Summary Preparer signature **Interpreter signature** Your Signature

Interpreter's certification and signature

Your interpreter must read and agree to the certification below.



I certify, under penalty of perjury, that: I am fluent in English and the language provided in the Getting Started section of this application, and I have read to this applicant in the identified language every question and instruction on this application and his or her answer to every question. The applicant informed me that he or she understands every instruction, question, and answer on the application, including the Applicant's Declaration and Certification, and has verified the accuracy of every answer.

.....
As the applicant's interpreter, you must sign on paper

I-539: Review and Submit – Preparer Signature Upload



Application to
Extend/Change
Nonimmigrant Status
(I-539)

My Account 1 ▾

Resources ▾


applicant > g28@jp.com > c7ecf3b2-2470-46bd-b918-0f0d82ffbec

Getting Started About You Moral Character Your Application Additional Information Evidence **Review and Submit**

Review Summary Preparer signature Interpreter signature Your Signature

Interpreter's signature upload

Scan and upload your interpreter's completed signature page below.



Drag files here or [choose a file](#)
Maximum size: 6MB per file
Accepted formats: JPG, JPEG, or PDF
No encrypted or password-protected files

Next

I-539: Review and Submit – Your Signature



applicant > g28@jp.com > c7ecf3b2-2470-46bd-b918-0f0d82fffbec

Getting Started

About You

Moral Character

Your Application

Additional Information

Evidence

Review and Submit

Review

Summary

Preparer signature

Interpreter signature

Your Signature

Applicant's statement regarding the preparer

You must read and agree to the statement below.

- At my request, the preparer named in the Getting Started section of this application prepared this application for me based only upon information I provided or authorized.

Applicant's statement regarding the interpreter

You must read and agree to the statement below.

- The interpreter named in the Getting Started section of this application read to me every question and instruction on this application and my answer to every question in the language I specified in the Getting Started section, a language in which I am fluent, and I understood everything.

I-539: Review and Submit – Your Signature Applicant Certification



U.S. Citizenship
and Immigration
Services

Application to
Extend/Change
Nonimmigrant Status
(I-539)

My Account 1 ▾

Resources ▾

applicant > g28@jp.com > c7ecf3b2-2470-46bd-b918-0f0d82ffbec

Getting Started

About You

Moral Character

Your Application

Additional Information

Evidence

Review and Submit

Review

Summary

Preparer signature

Interpreter signature

Your Signature

Applicant's declaration, certification and signature

You must read and agree to the certification below. If you knowingly and willfully falsify or conceal a material fact or submit a false document with your application, we can deny your application and may deny any other immigration benefit. You may also face criminal prosecution and penalties provided by law.



Copies of any documents I have submitted are exact photocopies of unaltered, original documents, and I understand that USCIS may require that I submit original documents to USCIS at a later date. Furthermore, I authorize the release of any information from any and all of my records that USCIS may need to determine my eligibility for the immigration benefit that I seek.

I-539: Review and Submit – Pay and submit

qa-my.uscis.dhs.gov/apply/application-to-extend-change-nonimmigrant-status/11849/pay-and-submit



Official website of the Department of Homeland Security

Sign Out



Application to
Extend/Change
Nonimmigrant Status
(I-539)

My Account 1

Resources

Applicant > g28@jp.com > c7ecf3b2-2470-46bd-b918-0f0d82fffbec

- Getting Started
- About You
- Moral Character
- Your Application
- Additional Information
- Evidence
- Review and Submit**

- Review
- Summary
- Preparer signature
- Interpreter signature
- Your Signature**

Pay for and submit your application

The final step to submit your Application to Extend/Change Nonimmigrant Status (I-539) is to pay the required fee.

Your application fee is: **\$455.00**

Refund Policy: USCIS does not refund fees, regardless of any action we take on your application, petition, or request. By continuing this transaction, you acknowledge that you must submit fees in the exact amount and that you are paying the fees for a government service.




We will send you to Pay.gov — our safe, secure payment website — to pay your fees and submit your application online.

Pay.gov screens

I-539: Confirmation – payment unsuccessful

d-change-nonimmigrant-status/2147/payment-unsuccessful

 Official website of the Department of Homeland Security

[Sign Out](#)



U.S. Citizenship
and Immigration
Services

Application to Extend/Change Nonimmigrant Status
(I-539)

[My Account](#) ▾

[Resources](#) ▾

applicant > i539_test@test.com > 76536279-3f78-4ece-a421-7752ae963b9b

You did not submit your Application To Extend/Change Nonimmigrant Status (I-539)

Your payment failed or was canceled before it could be processed on Pay.gov.

You can try again now to sign and submit your application or save your application and exit. We will save your application for 30 days from when you started it.

[Sign and submit](#)

[Save and close](#)



U.S. Citizenship and
Immigration Services

I-539: Confirmation – payment successful

nd-change-nonimmigrant-status/2147/submit-confirmation

 Official website of the Department of Homeland Security

[Sign Out](#)



U.S. Citizenship
and Immigration
Services

Application to Extend/Change Nonimmigrant Status
(I-539)

[My Account](#) ▾

[Resources](#) ▾

[applicant](#) > [i539_test@test.com](#) > [76536279-3f78-4e0e-a421-7752ae963b9b](#)

You successfully submitted your Application To Extend/Change Nonimmigrant Status (I- 539)

We will contact you if we have any questions or need additional information. You can track the status of your application through your USCIS online account.

[Go to my cases](#)



U.S. Citizenship and
Immigration Services