



# 2022 School Survey on Crime and Safety (SSOCS:2022)

OMB# 1850-0761 v.22

## Appendix A – Communication Materials

National Center for Education Statistics  
Institute of Education Sciences  
U.S. Department of Education

January 2021  
revised July 2021  
revised February 2022

## Contents

2022 SSOCS Trifold Brochure.....	4
2022 District Research Application Cover Letter (Districts in SSOCS).....	7
2021–22 School Survey on Crime and Safety (SSOCS) Research Application.....	8
2022 Special Contact District Approval Form (SSOCS).....	14
2020 SSOCS Questionnaire (Attachment to District Research Application).....	15
2022 SSOCS Endorsements (Placeholder from SSOCS 2020 – awaiting final list).....	37
2022 SSOCS Incentive Handout (handout will be half-sheet).....	38
2022 Advance Letter to District Superintendent (02/10/22).....	39
2022 Advance Letter to Chief State School Officer (02/10/22).....	40
2022 Initial Letter to Principal - No Incentive, No E-mail (02/15/22).....	41
2022 Initial Letter to Principal - No Incentive, E-mail (02/15/22).....	42
2022 Initial Letter to Principal - Incentive, No E-mail (02/15/22).....	43
2022 Initial Letter to Principal - Incentive, E-mail (02/15/22).....	44
2022 Special District Approval Notice.....	45
2022 First Reminder Letter to Principal; 2 <sup>nd</sup> Package – All treatments (03/08/22).....	46
2022 Second Reminder Letter to Principal: 3rd Package, First Questionnaire.....	47
2022 Third Reminder Letter to Principal; 4 <sup>th</sup> Package, Second Questionnaire (04/28/22).....	48
2022 Initial E-mail to Principal – Before Treatment.....	49
2022 Initial E-mail to Principal – After Treatment.....	50
2022 First reminder e-mail to principals – All Treatments (03/15/22).....	51
2022 Second reminder E-mail – All Treatments (04/05/22).....	52
2022 Third reminder e-mail – All Treatments (04/19/22).....	53
2022 Fourth Reminder e-mail – All Treatments (05/05/22).....	54
2022 Fifth Reminder e-mail – All Treatments (TBD date in late May 2022).....	55
2022 Sixth Reminder e-mail – All Treatments (TBD date in early June 2022).....	56
2022 Seventh Reminder e-mail – All Treatments (TBD data in June 2022).....	57
2022 Reminder email – All Treatments (TBD in the Spring or Summer of 2022).....	58
2022 Thank You Email to Principals (August 2022).....	59
2022 Letter to Principal – Replacement Questionnaire.....	60
2022 Thank You Letter to Principal (August 2022).....	61
2022 Thank You Letter to District (August 2022).....	62
2022 Frequently Asked Questions (to be included on the back of initial letter to principal).....	63
2022 SSOCS Web Instrument Text (SSOCS 2020 placeholder screenshots).....	64
2022 SSOCS Webpage Text (placeholder from SSOCS 2020).....	75



## What topics are covered in the questionnaire?

- School policies and programs concerning crime and safety;
- School preparedness and practices for operating during the COVID-19 pandemic;
- Student, teacher, parent, and community involvement in efforts to prevent or reduce school violence;
- Responsibilities of sworn law enforcement officers and school resource officers;
- Mental health services available to students at school;
- Frequency and types of disciplinary actions such as removals, transfers, and suspensions for selected offenses;
- Perceptions of disciplinary problems such as bullying, verbal abuse, and disorder in the classroom;
- Frequency and types of crimes at school, including rape, sexual assault, physical attack, robbery, theft, and vandalism.

## Do individual school data remain confidential?

All of the information you provide may be used only for statistical purposes and may not be disclosed, or used, in identifiable form for any other purpose except as required by law (20 U.S.C. §9573 and 6 U.S.C. §151). Your responses will be combined with those from other participants to produce summary statistics and reports. Reports of the findings from the survey will not identify participating districts, schools, or staff; no individual data such as names or addresses will be reported. Any attempt on the part of a data user to identify a school or a specific respondent is prohibited by law and punishable with a fine of up to \$250,000 or up to 5 years in prison, or both (Class E felony).



**DRAFT**

To see reports, publications, and other information on the SSOCS, please visit the SSOCS Web site at <http://nces.ed.gov/surveys/SSOCS>.

INSTITUTE OF EDUCATION SCIENCES  
NATIONAL CENTER FOR  
EDUCATION STATISTICS

**THE SURVEY OF SCHOOL CRIME AND SAFETY (SSOCS)**



United States®  
**Census**  
Bureau

OMB NO. 1850-0761



# DRAFT

DURING THE 2

## What is the School Survey on Crime and Safety (SSOCS)?

The School Survey on Crime and Safety (SSOCS) is a national survey of public elementary and secondary schools and is one of the nation's primary sources of school-level data on crime and safety. Information collected by SSOCS includes the frequency of school crime and violence, disciplinary actions, and school practices related to promoting a safe school environment. Conducted by the U.S. Department of Education, National Center for Education Statistics (NCES), it has been administered eight times since 2000 to nationally representative samples of schools and will be conducted again in the spring of the 2021-22 school year. On average, the survey takes 50 minutes to complete.

## Why was my school selected?

The SSOCS sample is designed to provide national estimates of elementary, middle, high, and combined grade public schools. Your school was selected to represent hundreds of similar schools nationwide. Your participation is critical to the success of this study so that the results represent the diversity of America's public schools.

## Why is the SSOCS important?

The U.S. Department of Education recognizes that safe schools are essential for learning. Without a safe and secure environment, teachers cannot teach and students cannot learn. SSOCS is designed to provide measures of crime and safety in the nation's public schools. SSOCS is the only recurring federal survey that provides this kind of information. The information it collects helps policymakers make informed decisions to provide a safe school environment.



2022 District Research Application Cover Letter (Districts in SSOCS)



U.S. DEPARTMENT OF EDUCATION  
INSTITUTE OF EDUCATION SCIENCES

NATIONAL CENTER FOR EDUCATION STATISTICS

[Name]  
[Position, Department]  
[School District]  
[Street Address]  
[City, State, Zip]

[date]

Dear [District Contact Name]

The National Center for Education Statistics (NCES) of the U.S. Department of Education is requesting approval to conduct the School Survey on Crime and Safety (SSOCS) 2022 in some of your district's schools during the 2021–22 school year.

SSOCS is administered on a recurring basis by the U.S. Census Bureau on behalf of NCES. Its data are crucial in helping legislators and education leaders make informed decisions to provide a safe school environment. By participating in this survey, you will ensure that information about your district's schools is included in those decisions.

*[For districts where sample has been drawn, insert: "From your district, XX schools were sampled for SSOCS."]*  
No student, faculty, or classroom time is involved in this survey.

The enclosed application and materials describe the purposes, survey topics, sample size, and respondent burden for SSOCS. The SSOCS 2020 questionnaire is also included for your reference. Only minor changes are proposed for the 2022 questionnaire, which include the addition of items related to the coronavirus pandemic. In addition, a District Approval Form is enclosed for you to indicate whether your district has approved participation in SSOCS. Please return the form as soon as possible to the contact listed on the form.

If you have any questions about SSOCS or the research application, you may contact us via e-mail at [ssocs@census.gov](mailto:ssocs@census.gov) or by telephone at 1–888–595–1332. You can find additional information about SSOCS and results from prior SSOCS administrations at <http://www.nces.ed.gov/surveys/ssocs>.

Thank you for your consideration of the SSOCS 2022 research application.

Sincerely,

Rachel Hansen  
Project Director  
School Survey on Crime and Safety  
National Center for Education Statistics (NCES)  
PCP, 550 12th St., SW, 4th floor, Room 4036  
Washington, DC 20202

Enclosures

## 2021–22 School Survey on Crime and Safety (SSOCS) Research Application

### Contact

Applicant: Rachel Hansen  
Title: Project Director  
Affiliation: National Center for Education Statistics (NCES)  
Institute of Education Sciences (IES)  
United States Department of Education Address:  
PCP, 550 12<sup>th</sup> Street, SW, 4<sup>th</sup> floor, Room 4036  
Washington, DC 20202  
Phone: (202) 245-7082  
E-mail: [school.crime@ed.gov](mailto:school.crime@ed.gov)

### SSOCS Research Application Contact:

U.S. Department of Commerce  
Economics and Statistics Administration  
U.S. Census Bureau  
4600 Silver Hill Road, Stop 8400  
Washington, DC 20233  
1-888-595-1332  
[ssocs@census.gov](mailto:ssocs@census.gov)

Title of Study: 2021–22 School Survey on Crime and Safety (SSOCS:2022)

Anticipated Start Date: February 2022  
Anticipated End Date: June 2022

### Purpose of Study:

The School Survey on Crime and Safety (SSOCS) is conducted by the National Center for Education Statistics (NCES), part of the Institute of Education Sciences (IES), within the United States Department of Education, in order to collect extensive data on issues of crime and safety in U.S. public primary, middle, high, and combined-grade schools. The survey asks school principals about topics such as incidents of crime and violence; disciplinary actions; discipline problems; use of security measures; school policies and practices related to school crime and violence; violence prevention programs and activities; the presence and role of school security staff; parent and community involvement; staff training; availability of mental health services; and other school characteristics. NCES is authorized to conduct SSOCS by the Education Sciences Reform Act of 2002 (ESRA 2002; 20 U.S.C. §9543).

SSOCS is one of the nation's few sources of national information on school crime and safety, as reported by principals in U.S. public schools. SSOCS was first conducted during the 1999–2000 school year and was conducted again during the 2003–04, 2005–06, 2007–08, 2009–10, 2015–16, 2017–18, and 2019–20 school years. Many topics in the prior administrations are repeated in the 2021–22 questionnaire to enable comparisons between the nine survey periods. Because data are collected on a recurring basis, it is possible to assess whether our nation's schools are becoming safer for students and educators. By participating, information from schools in your district allows for comparisons among different types of schools across the nation that are valuable to governing agencies, policy makers, educators and the general public.

### Significance of the Study and Benefits of Participation:

SSOCS collects detailed information on the incidence, frequency, seriousness, and nature of violence affecting students and school personnel, as well as other indices of school safety from the schools' perspective. As such, it fills an important gap in data collected by NCES and other agencies. With the help of survey participants, NCES is able to produce national estimates of school crime and discipline, and of school policies and programs concerning crime and safety. These data are crucial in helping legislators and education leaders make informed decisions to provide a safe school environment. The ability of NCES to provide this important information is

contingent upon the voluntary participation of sampled schools; participation of these schools is dependent upon their districts' approval. Because your district and its schools represent themselves and many others like them, their participation is vital for producing high quality information. By participating in this survey, you will ensure that information about your districts' schools is included in those important decisions.

#### Hypotheses and Measurement:

The SSOCS questionnaire is divided into 9 broad research objectives, each with a series of measurement items addressing a specific research question. Each research objective is briefly stated below in terms of the crime and safety issues in need of measurement, as well as the research questions we are seeking to answer. These measurement items and corresponding research questions are:

- I.** School Practices and Policies: practices to prevent/reduce crime and violence at public schools
  - a. How do schools monitor student behavior?
  - b. How do schools control student behavior?
  - c. How do schools monitor and secure the physical grounds?
  - d. How do schools limit access to the school?
  - e. How do schools plan and practice procedures for emergencies?
  - f. How do schools plan for pandemic diseases?
- II.** Parent and Community Involvement at School
  - a. How do schools involve parents?
  - b. What type of community groups are involved with the school?
- III.** School Security Staff: involvement of law enforcement at public schools
  - a. Do schools have sworn law enforcement officers present on a regular basis?
    - i. How often are they available and at what times?
    - ii. What activities do they participate in?
    - iii. How many are present at the school?
    - iv. How are sworn law enforcement officers armed?
  - b. Is there written documentation outlining the roles and responsibilities of law enforcement in schools?
  - c. Do schools have security guards or personnel other than law enforcement?
- IV.** School Mental Health Services: availability and access to student mental health services at public schools
  - a. Are mental health services, such as diagnostic assessment and treatment, available to students?
    - i. Where are those services available?
  - b. What factors limit a school's efforts to provide mental health services to students?
- V.** Staff Training and Practices
  - a. What type of district provided training for teachers was provided?
  - b. Were there staff authorized to carry firearms?
- VI.** Limits on Crime Prevention
  - a. Are there factors which limit a school's efforts to reduce crime?
- VII.** Incidents
  - a. What is the number of incidents, by type of crime?
  - b. What are the characteristics of those incidents?
    - i. How many incidents were reported to police?
  - c. What is the number of hate-crime incidents?
    - i. What biases motivated these incidents?
  - d. How many arrests were made at school?
  - e. How many schools report violent deaths?
  - f. How many schools report school shootings?
  - g. How many schools report disruptions for violent threats?
- VIII.** Disciplinary Problems and Actions: disciplinary actions used by public schools
  - a. What types of disciplinary actions were available to principals?

b. How many disciplinary actions were taken, by type of action and offense?

**IX. School Characteristics** which are related to the research questions above

- a. What are the demographic characteristics of schools?
- b. What are the characteristics of the student population?
- c. What is the average student/teacher ratio?
- d. What are the general measures of school climate, such as truancy or student mobility?

**Questionnaire:**

A copy of the 2022 SSOCS questionnaire is enclosed for your reference. Additional information about SSOCS and results from prior SSOCS administrations is available at <http://nces.ed.gov/surveys/ssocs>.

The SSOCS:2022 questionnaire consists of the following sections:

- School practices and programs;
- Parent and community involvement at school;
- School security staff;
- School mental health services;
- Staff training and practices;
- Limitations on crime prevention;
- Incidents;
- Disciplinary problems and actions; and
- School characteristics: 2021–22 school year
- Respondent information.

**Methodology and Sampling:**

The U.S. Census Bureau collects the SSOCS data on behalf of NCES. SSOCS is a self-administered survey that is offered to respondents via an online and paper questionnaire. An online questionnaire will be offered to all respondents in SSOCS:2022 and a paper questionnaire will be provided as requested, and with the third and fourth mail contacts with schools. Additionally, all schools will be offered a cash incentive for participating. Principals, or the school staff most knowledgeable about school crime and policies for a safe environment, can complete the survey via the online questionnaire or mail it directly to the U.S. Census Bureau. School districts and state educational agencies are not involved in the data collection in any way. Depending on the school's data collection system, some principals may seek input from other school staff, such as school resource officers or guidance counselors. The survey does not require the participation of either students or faculty. No classroom time is involved in the completion of this survey.

SSOCS provides aggregate estimates for public schools across the nation. A stratified sample design is used to select approximately 4,800 U.S. public schools for SSOCS:2022. The sample is designed to provide national estimates of primary, middle, high, and combined-grade schools taking into account the level of instruction, type of locale (urbanicity), and size of the student enrollment.

The sampling frame for SSOCS is derived from the Common Core of Data (CCD), the universe of public schools supplied annually by state educational agencies to NCES. Only public schools in the 50 states and the District of Columbia are included in the SSOCS sampling frame. Certain types of schools are excluded, including special education schools, vocational schools, alternative schools (e.g., adult continuing education schools and remedial schools), newly closed schools, home schools, virtual schools, ungraded schools, schools with high grades of kindergarten or lower, and schools run by the Bureau of Indian Education. Regular public schools, charter schools, and schools that have partial or total magnet programs are included in the frame. For sample allocation purposes, strata are defined by instructional level, type of locale (urbanicity), and enrollment size. Both percent minority enrollment and region are used as sorting variables in the sample selection process to induce implicit stratification.

**Data Collection:**

The 2021–22 SSOCS data collection will begin in February of 2022. The U.S. Census Bureau, acting as a contractor for NCES, will handle the data collection. Sampled schools will receive a letter notifying them of the survey in February 2022, which will include the log on information to complete the online questionnaire. If the surveys are not returned or items are left incomplete, the school may receive follow-up telephone calls and



emails. All follow-up data collection activities will end in June 2022. Completed questionnaires are sent directly back to the U.S. Census Bureau.

SSOCS:2022 timetable	
Questionnaire Log-In Information sent to principals	February 2022
Questionnaires due from principals	March 2022
Phone and email follow-up with non-responders begins	March 2022
All data collection efforts end	June 2022

#### Response Burden:

SSOCS relies on the voluntary participation of schools. The quality of national estimates is dependent on the level of respondent participation. The data provided by individual schools are combined with the information provided by other schools in statistical reports to present estimates of school crime and discipline, and of school policies and programs concerning crime and safety in schools nationwide. Every effort is made to create questionnaires that collect in-depth data without putting an undue burden on the respondent. The response burden for the survey is estimated to be 60 minutes per school.

The recruitment materials and questionnaire clearly state that SSOCS:2022 is a voluntary survey. The materials also state that the data will only be reported in statistical summaries that preclude the identification of any individual principal or school participating in the survey.

#### Analysis and Release of Information:

The information collected in the 2021–22 SSOCS will be released in several ways. Many of the estimates will be included in statistical analysis reports published by NCES. In addition, the major findings will be included on the NCES website.

NCES allows researchers to access the data through restricted-use licensing for additional analyses. Only users who have official clearance from NCES may have access to the restricted-use data files. The data will be made available to the public as soon as possible after data collection. A public use dataset will be made available to the public on the Department of Education web site. In compliance with NCES confidentiality procedures, the public use dataset will not contain any information that can be used to identify an individual school or the state or district in which the school is located.

#### Benefit to Your School District:

The U.S. Department of Education recognizes that safe schools are essential for learning: without a safe and secure environment, teachers cannot teach and students cannot learn. Effective data collection that encourages a high level of participation, and clear and timely analysis and presentation of the data, provide educators with a powerful set of tools for achieving the goal of school safety by providing accurate, up-to-date information about school crime and safety. This information is crucial in helping legislators and education leaders make informed decisions to provide a safe school environment. The ability of NCES to provide this important information is contingent upon the voluntary participation of sampled schools, and participation of these schools is dependent upon their districts' approval. Because your district and its schools represent themselves and many others like them, their participation is vital for producing high quality information. By participating in this survey, you will ensure that information about your districts' schools is included in those important decisions.

#### Confidentiality:

Data security and confidentiality protection procedures have been put in place for SSOCS:2022 to ensure that all contractors and agents working on SSOCS comply with all privacy requirements including, as applicable:

1. The Inter-agency agreement with NCES for this study and the statement of work of SSOCS contract;
2. Privacy Act of 1974 (5 U.S.C. §552a);
3. Privacy Act Regulations (34 CFR Part 5b);
4. Computer Security Act of 1987;
5. U.S.A. Patriot Act of 2001 (P.L. 107-56);
6. Education Sciences Reform Act of 2002 (ESRA 2002, 20 U.S.C. §9573);
7. Cybersecurity Enhancement Act of 2015 (6 U.S.C. §151);
8. Foundations of Evidence-Based Policymaking Act of 2018, Title III, Part B, Confidential Information

- Protection
9. The U.S. Department of Education General Handbook for Information Technology Security General Support Systems and Major Applications Inventory Procedures (March 2005);
  10. The U.S. Department of Education Incident Handling Procedures (February 2009);
  11. The U.S. Department of Education, ACS Directive OM: 5-101, Contractor Employee Personnel Security Screenings;
  12. NCES Statistical Standards; and
  13. All new legislation that impacts the data collected through the inter-agency agreement and contract for this study.

The U.S. Census Bureau will collect data under an interagency agreement with NCES, and maintain the individually identifiable questionnaires per the agreement, including:

1. Provisions for data collection in the field;
2. Provisions to protect the data-coding phase required before machine processing;
3. Provisions to safeguard completed survey documents;
4. Authorization procedures to access or obtain files containing identifying information; and
5. Provisions to remove printouts and other outputs that contain identification information from normal operation (such materials will be maintained in secured storage areas and will be securely destroyed as soon as practical).

U.S. Census Bureau and contractors working on SSOCS:2022 will comply with the Department of Education's IT security policy requirements as set forth in the Handbook for Information Assurance Security Policy and related procedures and guidance, as well as IT security requirements in the Federal Information Security Management Act (FISMA), Federal Information Processing Standards (FIPS) publications, Office of Management and Budget (OMB) Circulars, and the National Institute of Standards and Technology (NIST) standards and guidance. All data products and publications will also adhere to the revised NCES Statistical Standards, as described at the website: <https://nces.ed.gov/statprog/2012/>.

By law (20 U.S.C. §9573), a violation of the confidentiality restrictions is a felony, punishable by imprisonment of up to 5 years and/or a fine of up to \$250,000. All government or contracted staff working on the SSOCS study and having access to the data, including SSOCS field staff, are required to sign an NCES Affidavit of Nondisclosure and have received public-trust security clearance. These requirements include the successful certification and accreditation of the system before it can be implemented. Appropriate memoranda of understanding and interconnection security agreements will be documented as part of the certification and accreditation process.

From the initial contact with the participants in this survey through all of the follow-up efforts, potential survey respondents will be informed that (a) the U.S. Census Bureau administers SSOCS on behalf of NCES; (b) NCES is authorized to conduct SSOCS by the Education Sciences Reform Act of 2002 (ESRA 2002, 20 U.S.C. §9543); (c) all of the information they provide may only be used for statistical purposes and may not be disclosed, or used, in identifiable form for any other purpose except as required by law (20 U.S.C. §9573 and 6 U.S.C. §151); and (d) that their participation is voluntary.

The following language will be included in respondent contact materials and on data collection instruments:

*The National Center for Education Statistics (NCES), within the U.S. Department of Education, conducts SSOCS as authorized by the Education Sciences Reform Act of 2002 (ESRA 2002, 20 U.S.C. §9543).*

*All of the information you provide may be used only for statistical purposes and may not be disclosed, or used, in identifiable form for any other purpose except as required by law (20 U.S.C. §9573 and 6 U.S.C. §151).*

The following language will be included on data collection instruments:

*According to the Paperwork Reduction Act of 1995, no persons are required to respond to a collection of information unless it displays a valid OMB control number. The valid OMB control number for this voluntary information collection is 1850-0761. The time required to complete this information collection is estimated to average 60 minutes per response, including the time to review instructions, search existing data resources, gather the data needed, and complete and review the information collection. If you have any comments concerning the accuracy of the time estimate, suggestions for improving this collection, or comments or concerns about the contents or the status of your individual submission of this questionnaire, please e-mail: [ssocs@census.gov](mailto:ssocs@census.gov), or*

write directly to: School Survey on Crime and Safety (SSOCS), National Center for Education Statistics, PCP, 550 12th Street SW, #4036, Washington, DC 20202.

#### Institutional Review Board (IRB) or Human Subjects Review:

Under the federal policy for the protection of human subjects, SSOCS is exempt from IRB review because it utilizes survey procedures and is conducted in established or commonly accepted educational settings, involving normal educational practices. There is no potential for harm to human subjects.

The Department of Education has adopted a common set of regulations known as the *Federal Policy for the Protection of Human Subjects* or "*Common Rule*." The design of these regulations is based on established, internationally recognized ethical principles. The specific regulation is Title 34, Code of Federal Regulations, Part 97, Protection of Human Subjects, which includes Subpart A, Basic Policy, and Subpart D, Additional Protections for Children. These regulations classify as exempt certain categories of research. Research that is nonexempt is covered by the regulations. Research activities in which the only involvement of human subjects will be in one or more of the following categories are exempt [34 CFR 97.101(b)(2)]:

Research involving the use of educational tests (cognitive, diagnostic, aptitude, achievement), survey procedures, interview procedures or observation of public behavior, unless the information identifies the subjects and disclosure could reasonably place the subjects at risk of criminal or civil liability or be damaging to the subjects' financial standing, employability, or reputation. Subpart D amends this exemption, in part: *If the subjects are children, research involving interview or survey procedures and research involving observations of public behavior in which the researcher(s) participate in the activities being observed are not exempt. However, research involving the use of educational tests and research involving observations of public behavior in which the researcher(s) do not participate in the activities being observed are exempt.*

For more information, please see <http://www2.ed.gov/policy/fund/guid/humansub/overview.html>.

#### Informed Consent:

The nature of this self-administered, cross-sectional survey is not considered intrusive and has been ruled to be exempt under the protection of human subjects' provisions in federal research.

There are no individual student data (such as test scores or Social Security numbers) associated with any of the data acquired in this data collection. Since no data are collected about individual students, it is not necessary to obtain active, informed consent from students' parents/guardians.

Participation in SSOCS is completely voluntary, and individual survey items can be left blank, at the discretion of each respondent. A statement on the questionnaire indicates that participation is voluntary. A respondent gives implied consent to participate by completing the SSOCS questionnaire.

## School Survey on Crime and Safety (SSOCS) 2022 District Approval Form

Please mark one of the boxes below to let us know your district's decision to allow sampled school(s) to participate in the School Survey on Crime and Safety (SSOCS).

- The U.S. Department of Education has permission to administer the School Survey on Crime and Safety (SSOCS) 2022 to one or more schools in the [District Name].
- The U.S. Department of Education does not have permission to administer the School Survey on Crime and Safety (SSOCS) 2022 to any school in the [District Name].

Printed  
Name: \_\_\_\_\_

Date: \_\_\_\_\_

Signature: \_\_\_\_\_

Title: \_\_\_\_\_

Address: \_\_\_\_\_

Phone: \_\_\_\_\_

Email: \_\_\_\_\_


Please return this form to [contact info] by email to [email], or by mail to:

[address]

# SCHOOL SURVEY ON CRIME AND SAFETY

## 2019–20 SCHOOL YEAR

*(Please correct any errors in name, address, and ZIP Code.)*



**This survey is designed to be completed by the principal or the person(s) most knowledgeable about school crime and policies to provide a safe environment.**

The National Center for Education Statistics (NCES), within the U.S. Department of Education, is authorized to conduct this survey by the Education Sciences Reform Act of 2002 (ESRA 2002, 20 U.S.C. §9543).

All of the information you provide may be used only for statistical purposes and may not be disclosed, or used, in identifiable form for any other purpose except as required by law (20 U.S.C. §9573 and 6 U.S.C. §151). Reports of the findings from the survey will not identify participating districts, schools, or staff. Individual responses will be combined with those from other participants to produce summary statistics and reports.

**PLEASE RESPOND BY:**



Conducted by:  
U.S. DEPARTMENT OF EDUCATION  
NATIONAL CENTER FOR EDUCATION STATISTICS



Collected by:  
U.S. DEPARTMENT OF COMMERCE  
U.S. CENSUS BUREAU

FORM **SSOCS-1**  
(09-19-2019) Draft 10



110106



Please tear off this "definitions" sheet to use while completing the survey.

## DEFINITIONS

The following words are bolded and marked by an asterisk (\*) wherever they appear in the questionnaire. Please detach and use these definitions as you respond.

**Active shooter** – one or more individuals actively engaged in killing or attempting to kill people in a populated area; in most cases, active shooters use firearm(s).

**Alternative school** – a school that addresses the needs of students that typically cannot be met in a regular school program and is designed to meet the needs of students with academic difficulties, students with discipline problems, or both students with academic difficulties and discipline problems.

**Arrest** – the act of detaining in legal custody. An "arrest" is the deprivation of a person's liberty by legal authority in response to a criminal charge.

**At school/at your school** – activities happening in school buildings, on school grounds, on school buses, and at places that hold school-sponsored events or activities. Unless otherwise specified, this refers to normal school hours or to times when school activities or events were in session.

**Bullying** – any unwanted, aggressive behavior(s) by another youth or group of youths that involves an observed or perceived power imbalance and is repeated multiple times or is highly likely to be repeated. Bullying occurs among youth who are not siblings or current dating partners.

**Children with disabilities** – children having intellectual disability; hearing impairment, including deafness; serious emotional disturbance; orthopedic impairment; autism; traumatic brain injury; developmental delay; other health impairment; specific learning disability; deaf-blindness; or multiple disabilities and who, by reason thereof, receive special education and related services under the Individuals with Disabilities Education Act (IDEA) according to an Individual Education Program (IEP), Individualized Family Service Plan (IFSP), or services plan.

**Cyberbullying** – bullying that occurs when willful and repeated harm is inflicted through the use of computers, cell phones, or other electronic devices.

**Diagnostic mental health assessment** – an evaluation conducted by a mental health professional that identifies whether an individual has one or more mental health diagnoses. This is in contrast to an educational assessment, which does not focus on clarifying a student's mental health diagnosis.

**Evacuation** – a procedure that requires all students and staff to leave the building. The evacuation plan may encompass relocation procedures and include backup buildings to serve as emergency shelters. Evacuation also includes "reverse evacuation," a procedure for schools to return students to the building quickly if an incident occurs while students are outside.

**Firearm or explosive device** – any weapon that is designed to (or may readily be converted to) expel a projectile by the action of an explosive. This includes guns, bombs, grenades, mines, rockets, missiles, pipe bombs, or similar devices designed to explode and capable of causing bodily harm or property damage.

**Gang** – an ongoing loosely organized association of three or more persons, whether formal or informal, that has a common name, signs, symbols, or colors, whose members engage, either individually or collectively, in violent or other forms of illegal behavior.

**Gender identity** – one's inner sense of one's own gender, which may or may not match the sex assigned at birth.

**Harassment** – conduct that is unwelcome and denies or limits a student's ability to participate in or benefit from a school's education program. All students can be victims of harassment and the harasser can share the same characteristics of the victim. The conduct can be verbal, non-verbal, or physical and can take many forms, including verbal acts and namecalling, as well as non-verbal conduct, such as graphic and written statements, or conduct that is physically threatening, harmful, or humiliating.

**Hate crime** – a committed criminal offense that is motivated, in whole or in part, by the offender's bias(es) against a race, national origin or ethnicity, religion, disability, sexual orientation, gender, or gender identity; also known as bias crime.

**Lockdown** – a procedure that involves securing school buildings and grounds during incidents that pose an immediate threat of violence in or around the school.

**Mental health disorders** – collectively, all diagnosable mental disorders or health conditions that are characterized by alterations in thinking, mood, or behavior (or some combination thereof) associated with distress and/or impaired functioning.





**Mental health professionals** – mental health services are provided by several different professions, each of which has its own training and areas of expertise. The types of licensed professionals who may provide mental health services include psychiatrists, psychologists, psychiatric or mental health nurse practitioners, psychiatric or mental health nurses, clinical social workers, and professional counselors.

**Physical attack or fight** – an actual and intentional touching or striking of another person against his or her will, or the intentional causing of bodily harm to an individual.

**Rape** – forced sexual intercourse (vaginal, anal, or oral penetration). This includes sodomy and penetration with a foreign object. All students, regardless of sex or gender identity, can be victims of rape.

**Restorative practices** – a formal mediation process led by a facilitator that brings affected parties of a problem together to explore what happened, reflect on their roles, find a solution, and ultimately restore harmony to individual relationships and the larger community.

**Robbery** (taking things by force) – the taking or attempting to take anything of value that is owned by another person or organization, under confrontational circumstances, by force or threat of force or violence and/or by putting the victim in fear. A key difference between robbery and theft or larceny is that robbery involves a threat or assault.

**School Resource Officer (SRO)** – a sworn law enforcement officer with arrest authority, who has specialized training and is assigned to work in collaboration with school organizations.

**Sexual assault** – an incident that includes threatened rape, fondling, indecent liberties, or child molestation. All students, regardless of sex or gender identity, can be victims of sexual assault. Classification of these incidents should take into consideration the age and developmentally appropriate behavior of the offender(s).

**Sexual harassment** – conduct that is unwelcome, sexual in nature, and denies or limits a student's ability to participate in or benefit from a school's education program. All students, regardless of sex or gender identity, can be victims of sexual harassment, and the harasser and the victim can be of the same sex. The conduct can be verbal, non-verbal, or physical and can take many forms, including verbal acts and name-calling, as well as nonverbal conduct, such as graphic and written statements, or conduct that is physically threatening, harmful, or humiliating.

**Sexual misconduct** – any act, including, but not limited to, any verbal, nonverbal, written or electronic communication or physical activity, directed toward or with a student regardless of the age of the student that is designed to establish a romantic or sexual relationship with the student. School staff have power over students by virtue of their position, thus student-staff relationships are not equal and students cannot be consenting parties to romantic or sexual relationships.

**Sexual orientation** – one's emotional or physical attraction to the same and/or opposite sex.

**Shelter-in-place** – a procedure that requires all students and staff to remain indoors because it is safer inside the building or a room than outside. Depending on the threat or hazard, students and staff may be required to move to rooms that can be sealed (such as in the event of a chemical or biological hazard) or without windows, or to a weather shelter (such as in the event of a tornado).

**Theft or larceny** (taking things worth over \$10 without personal confrontation) – the unlawful taking of another person's property without personal confrontation, threat, violence, or bodily harm. This includes pocket picking, stealing a purse or backpack (if left unattended or no force was used to take it from owner), theft from a building, theft from a motor vehicle or of motor vehicle parts or accessories, theft of a bicycle, theft from a vending machine, and all other types of thefts.

**Threat assessment** – a formalized process of identifying, assessing, and managing students who may pose a threat of targeted violence in schools.

**Treatment** – a clinical intervention addressed at lessening or eliminating the symptoms of a mental health disorder. This may include psychotherapy, medication treatment, and/or counseling.

**Vandalism** – the willful damage or destruction of school property, including bombing, arson, graffiti, and other acts that cause property damage. This includes damage caused by computer hacking.

**Violence** – actual, attempted, or threatened fight or assault.

**Weapon** – any instrument or object used with the intent to threaten, injure, or kill. This includes look-alikes if they are used to threaten others.

Please tear off this "definitions" sheet to use while completing the survey.



## **SURVEY INSTRUCTIONS:**

- For most questions, please mark the box that best reflects your school's circumstances. Please mark your response with an "X".
- Some questions ask for counts or percents. Please place an "X" in the None box, rather than leaving the item blank, if the number of such items at your school is zero.
- Defined terms are bolded and marked with an asterisk (\*) throughout the survey. A removable "definitions" sheet is printed on pages 2 and 3 to use as a reference while filling out the questionnaire.
- This survey refers to the 2019–20 school year. Please report for the school year to date.
- Please have this questionnaire filled out by the person(s) most knowledgeable about school crime and policies used to provide a safe environment.
- Please keep a copy of the completed questionnaire for your records.

## **WHERE SHOULD I RETURN MY COMPLETED QUESTIONNAIRE?**

Please return your completed questionnaire in the enclosed postage-paid envelope or mail it to:

U.S. Census Bureau  
ATTN: DCB/PCSPU, Building 60A  
1201 E. 10th Street  
Jeffersonville, IN 47132-0001

If you have any questions about this questionnaire, please contact the U.S. Census Bureau at: 1-888-595-1332 or at [SSOCS@census.gov](mailto:SSOCS@census.gov).

### Paperwork Burden Statement

According to the Paperwork Reduction Act of 1995, no persons are required to respond to a collection of information unless it displays a valid OMB control number. The valid OMB control number for this voluntary information collection is 1850-0761. The time required to complete this information collection is estimated to average 45 minutes per response, including the time to review instructions, search existing data resources, gather the data needed, and complete and review the information collection. If you have any comments concerning the accuracy of the time estimate, suggestions for improving this collection, or comments or concerns about the contents or the status of your individual submission of this questionnaire, please e-mail: [SSOCS@census.gov](mailto:SSOCS@census.gov), or write directly to: School Survey on Crime and Safety (SSOCS), National Center for Education Statistics, Potomac Center Plaza, 550 12th Street SW, Room #4036, Washington, DC 20202.



## School Practices and Programs

1. During the 2019–20 school year, was it a practice of your school to do the following?
- If your school changed its practices during the school year, please answer regarding your most recent practice.
  - Check "Yes" or "No" on each line.
- |   | YES                     | NO                      |
|---|-------------------------|-------------------------|
| a. Require visitors to sign or check in and wear badges <sup>110</sup>  | 1 <input type="radio"/> | 2 <input type="radio"/> |
| b. Control access to school buildings during school hours (e.g., locked or monitored doors, loading docks) <sup>112</sup>                                 | 1 <input type="radio"/> | 2 <input type="radio"/> |
| c. Control access to school grounds during school hours (e.g., locked or monitored gates) <sup>114</sup>  | 1 <input type="radio"/> | 2 <input type="radio"/> |
| d. Equip classrooms with locks so that doors can be locked from the inside <sup>121</sup>   | 1 <input type="radio"/> | 2 <input type="radio"/> |
| e. Close the campus for most or all students during lunch <sup>122</sup>  | 1 <input type="radio"/> | 2 <input type="radio"/> |
| f. Provide school lockers to students <sup>138</sup>  | 1 <input type="radio"/> | 2 <input type="radio"/> |
| g. Have "panic button(s)" or silent alarm(s) that directly connect to law enforcement in the event of an incident <sup>139</sup>                          | 1 <input type="radio"/> | 2 <input type="radio"/> |
| h. Provide an electronic notification system that automatically notifies parents in case of a school-wide emergency <sup>141</sup>                        | 1 <input type="radio"/> | 2 <input type="radio"/> |
| i. Require faculty and staff to wear badges or picture IDs <sup>144</sup>   | 1 <input type="radio"/> | 2 <input type="radio"/> |
| j. Use one or more security cameras to monitor the school <sup>146</sup>  | 1 <input type="radio"/> | 2 <input type="radio"/> |
| k. Provide two-way radios to any staff <sup>150</sup>   | 1 <input type="radio"/> | 2 <input type="radio"/> |
| l. Require metal detector checks on students every day <sup>116</sup>   | 1 <input type="radio"/> | 2 <input type="radio"/> |
| m. Perform one or more random metal detector checks on students <sup>120</sup>  | 1 <input type="radio"/> | 2 <input type="radio"/> |
| n. Perform one or more random sweeps (e.g., locker checks, dog sniffs) for contraband (e.g., drugs or <b>weapons*</b> ) <sup>125</sup>                    | 1 <input type="radio"/> | 2 <input type="radio"/> |
| o. Require drug testing for students participating in athletics or other extracurricular activities <sup>129</sup>  | 1 <input type="radio"/> | 2 <input type="radio"/> |
| p. Require students to wear uniforms <sup>134</sup>   | 1 <input type="radio"/> | 2 <input type="radio"/> |
| q. Enforce a strict dress code <sup>136</sup>   | 1 <input type="radio"/> | 2 <input type="radio"/> |
| r. Require clear book bags or ban book bags on school grounds <sup>140</sup>  | 1 <input type="radio"/> | 2 <input type="radio"/> |
| s. Provide a structured anonymous threat reporting system (e.g., online submission, telephone hotline, or written submission via drop box) <sup>143</sup> | 1 <input type="radio"/> | 2 <input type="radio"/> |
| t. Require students to wear badges or picture IDs <sup>142</sup>  | 1 <input type="radio"/> | 2 <input type="radio"/> |
| u. Prohibit non-academic use of cell phones or smartphones during school hours <sup>153</sup>   | 1 <input type="radio"/> | 2 <input type="radio"/> |

\*A removable "definitions" sheet is printed on pages 2 and 3.





2. Does your school have a written plan that describes procedures to be performed in the following scenarios?

	YES	NO
a. <b>Active shooter*</b> <sup>155</sup>	1 <input type="radio"/>	2 <input type="radio"/>
b. Natural disasters (e.g., earthquakes or tornadoes) <sup>158</sup>	1 <input type="radio"/>	2 <input type="radio"/>
c. Hostages <sup>162</sup>	1 <input type="radio"/>	2 <input type="radio"/>
d. Bomb threats or incidents <sup>166</sup>	1 <input type="radio"/>	2 <input type="radio"/>
e. Chemical, biological, or radiological threats or incidents (e.g., release of mustard gas, anthrax, smallpox, or radioactive materials) <sup>170</sup>	1 <input type="radio"/>	2 <input type="radio"/>
f. Suicide threats or incidents <sup>169</sup>	1 <input type="radio"/>	2 <input type="radio"/>
g. Pandemic disease <sup>161</sup>	1 <input type="radio"/>	2 <input type="radio"/>
h. Post-crisis reunification of students with their families <sup>157</sup>	1 <input type="radio"/>	2 <input type="radio"/>

3. During the 2019–20 school year, has your school drilled students on the use of the following emergency procedures?

	YES	NO
a. <b>Evacuation*</b> <sup>163</sup>	1 <input type="radio"/>	2 <input type="radio"/>
b. <b>Lockdown*</b> <sup>165</sup>	1 <input type="radio"/>	2 <input type="radio"/>
c. <b>Shelter-in-place*</b> <sup>167</sup>	1 <input type="radio"/>	2 <input type="radio"/>

4. During the 2019–20 school year, did your school have any activities that included the following components for students?

	YES	NO
a. Prevention curriculum, instruction, or training for students (e.g., conflict resolution, anti- <b>bullying*</b> , dating <b>violence*</b> prevention) <sup>174</sup>	1 <input type="radio"/>	2 <input type="radio"/>
b. Social and emotional learning (SEL) for students (e.g., social skills, anger management, mindfulness) <sup>183</sup>	1 <input type="radio"/>	2 <input type="radio"/>
c. Behavioral or behavior modification intervention for students (including the use of positive reinforcements) <sup>176</sup>	1 <input type="radio"/>	2 <input type="radio"/>
d. Individual mentoring, tutoring, or coaching of students by adults <sup>181</sup>	1 <input type="radio"/>	2 <input type="radio"/>
e. Student involvement in peer mediation <sup>175</sup>	1 <input type="radio"/>	2 <input type="radio"/>
f. Student court to address student conduct problems or minor offenses <sup>177</sup>	1 <input type="radio"/>	2 <input type="radio"/>
g. Student involvement in <b>restorative practices*</b> (e.g., peace or conflict circles) <sup>179</sup>	1 <input type="radio"/>	2 <input type="radio"/>
h. Programs to promote a sense of community or social integration among students <sup>186</sup>	1 <input type="radio"/>	2 <input type="radio"/>

\*A removable "definitions" sheet is printed on pages 2 and 3.





5. During the 2019–20 school year, did your school have a **threat assessment\*** team or any other formal group of persons to identify students who might be a potential risk for violent or harmful behavior (toward themselves or others)? <sup>600</sup>
- 1  Yes
- 2  No
6. During the 2019–20 school year, did your school have any recognized student groups with the following purposes?
- |  | YES                     | NO                      |
|--|-------------------------|-------------------------|
| a. Acceptance of <b>sexual orientation*</b> and <b>gender identity*</b> of students (e.g., Gay-Straight Alliance) <sup>604</sup> | 1 <input type="radio"/> | 2 <input type="radio"/> |
| b. Acceptance of students with disabilities (e.g., Best Buddies) <sup>606</sup>  | 1 <input type="radio"/> | 2 <input type="radio"/> |
| c. Acceptance of cultural or religious diversity (e.g., Cultural Awareness Club) <sup>608</sup>                                  | 1 <input type="radio"/> | 2 <input type="radio"/> |

### Parent and Community Involvement at School

7. Which of the following does your school do to involve or help parents?
- |   | YES                     | NO                      |
|---|-------------------------|-------------------------|
| a. Have a formal process to obtain parental input on policies related to school crime and discipline <sup>190</sup> | 1 <input type="radio"/> | 2 <input type="radio"/> |
| b. Provide training or technical assistance to parents in dealing with students' problem behavior <sup>192</sup>    | 1 <input type="radio"/> | 2 <input type="radio"/> |
8. During the 2019–20 school year, were any of the following community and outside groups involved in your school's efforts to promote a safe school?
- |  | YES                     | NO                      |
|--|-------------------------|-------------------------|
| a. Parent groups <sup>204</sup>                        | 1 <input type="radio"/> | 2 <input type="radio"/> |
| b. Social service agencies <sup>206</sup>              | 1 <input type="radio"/> | 2 <input type="radio"/> |
| c. Juvenile justice agencies <sup>208</sup>            | 1 <input type="radio"/> | 2 <input type="radio"/> |
| d. Law enforcement agencies <sup>210</sup>             | 1 <input type="radio"/> | 2 <input type="radio"/> |
| e. Mental health agencies <sup>212</sup>               | 1 <input type="radio"/> | 2 <input type="radio"/> |
| f. Civic organizations or service clubs <sup>214</sup> | 1 <input type="radio"/> | 2 <input type="radio"/> |
| g. Private corporations or businesses <sup>216</sup>   | 1 <input type="radio"/> | 2 <input type="radio"/> |
| h. Religious organizations <sup>218</sup>              | 1 <input type="radio"/> | 2 <input type="radio"/> |

\*A removable "definitions" sheet is printed on pages 2 and 3.



## School Security Staff

9. During the 2019–20 school year, did you have any sworn law enforcement officers (including **School Resource Officers\***) present **at your school\*** at least once a week? <sup>610</sup>

- Do not include security officers or other security personnel who are not sworn law enforcement in response to items 9-15; information on additional security staff is gathered in item 16.

1  Yes

2  No → [GO TO item 16 on page 10.](#)

10. Were sworn law enforcement officers (including **School Resource Officers\***) used at least once a week in or around your school at the following times?

YES NO

a. While students were arriving or leaving <sup>614</sup> 1  2

b. At selected school activities (e.g., athletic and social events, open houses) <sup>616</sup> 1  2

c. When school or school activities were not occurring <sup>618</sup> 1  2

11. Did any of the sworn law enforcement officers (including **School Resource Officers\***) at your **school\*** routinely:

YES NO

a. Carry physical restraints (e.g., handcuffs, Tasers) <sup>621</sup> 1  2

b. Carry chemical aerosol sprays (e.g., Mace, pepper spray) <sup>622</sup> 1  2

c. Carry a **firearm\*** <sup>624</sup> 1  2

d. Wear a body camera <sup>626</sup> 1  2

\*A removable "definitions" sheet is printed on pages 2 and 3.



12. Did these sworn law enforcement officers (including **School Resource Officers\***) participate in the following activities **at your school\***?
- |   | YES                     | NO                      |
|---|-------------------------|-------------------------|
| a. Motor vehicle traffic control <sup>628</sup>   | 1 <input type="radio"/> | 2 <input type="radio"/> |
| b. Security enforcement and patrol <sup>630</sup>   | 1 <input type="radio"/> | 2 <input type="radio"/> |
| c. Maintaining student discipline <sup>632</sup>  | 1 <input type="radio"/> | 2 <input type="radio"/> |
| d. Identifying problems in the school and proactively seeking solutions to those problems <sup>636</sup>  | 1 <input type="radio"/> | 2 <input type="radio"/> |
| e. Training teachers and staff in school safety or crime prevention <sup>638</sup>  | 1 <input type="radio"/> | 2 <input type="radio"/> |
| f. Mentoring students <sup>640</sup>  | 1 <input type="radio"/> | 2 <input type="radio"/> |
| g. Teaching a law-related education course or training students (e.g., drug-related education, criminal law, or crime prevention courses) <sup>642</sup>                                  | 1 <input type="radio"/> | 2 <input type="radio"/> |
| h. Recording or reporting discipline problems to school authorities <sup>644</sup>  | 1 <input type="radio"/> | 2 <input type="radio"/> |
| i. Providing information to school authorities about the legal definitions of behavior for recording or reporting purposes (e.g., defining assault for school authorities) <sup>646</sup> | 1 <input type="radio"/> | 2 <input type="radio"/> |
13. During the 2019–20 school year, did your school or school district have any formalized policies or written documents (e.g., Memorandum of Understanding, Memorandum of Agreement) that outlined the roles, responsibilities, and expectations of sworn law enforcement officers (including **School Resource Officers\***) **at school\***? <sup>650</sup>
- 1  Yes → [GO TO item 14 below.](#)
- 2  No → [GO TO item 15 on page 10.](#)
14. Did these formalized policies or written documents include language defining the role of sworn law enforcement officers (including **School Resource Officers\***) **at school\*** in the following areas?
- |  | YES                     | NO                      | DON'T KNOW              |
|--|-------------------------|-------------------------|-------------------------|
| a. Student discipline <sup>652</sup>   | 1 <input type="radio"/> | 2 <input type="radio"/> | 3 <input type="radio"/> |
| b. Use of physical restraints (e.g., handcuffs, Tasers) or chemical aerosol sprays (e.g., Mace, pepper spray) <sup>654</sup> | 1 <input type="radio"/> | 2 <input type="radio"/> | 3 <input type="radio"/> |
| c. Use of <b>firearms*</b> <sup>656</sup>  | 1 <input type="radio"/> | 2 <input type="radio"/> | 3 <input type="radio"/> |
| d. Making <b>arrests*</b> on school grounds <sup>658</sup>   | 1 <input type="radio"/> | 2 <input type="radio"/> | 3 <input type="radio"/> |
| e. Reporting of criminal offenses to a law enforcement agency <sup>660</sup>   | 1 <input type="radio"/> | 2 <input type="radio"/> | 3 <input type="radio"/> |

**\*A removable "definitions" sheet is printed on pages 2 and 3.**



15. How many of the following were present **at your school\*** at least once a week?

- If an officer works full-time across various schools in the district, please count this officer as "Part-time" for your school.
- If none, please place an "X" in the None box.

		Number at your school*		None
a.	<b>School Resource Officers*</b>			
i.	Full-time <small>236</small>	<input type="text"/>	<input type="text"/>	0 <input type="checkbox"/>
ii.	Part-time <small>238</small>	<input type="text"/>	<input type="text"/>	0 <input type="checkbox"/>
b.	Sworn law enforcement officers who are not <b>School Resource Officers*</b>			
i.	Full-time <small>240</small>	<input type="text"/>	<input type="text"/>	0 <input type="checkbox"/>
ii.	Part-time <small>242</small>	<input type="text"/>	<input type="text"/>	0 <input type="checkbox"/>

16. Aside from sworn law enforcement officers (including **School Resource Officers\***), how many additional security officers or security personnel were present **at your school\*** at least once a week?

- If a security officer or other security personnel works full-time across various schools in the district, please count this person as "Part-time" for your school.

Security officers or security personnel		Number at your school*		None
a.	Full-time <small>232</small>	<input type="text"/>	<input type="text"/>	0 <input type="checkbox"/>
b.	Part-time <small>234</small>	<input type="text"/>	<input type="text"/>	0 <input type="checkbox"/>

### School Mental Health Services

17. During the 2019–20 school year, did your school provide **diagnostic mental health assessments\*** (e.g., psychological/psychiatric diagnostics assessments) to evaluate students for **mental health disorders\***? 661

- Include only assessments conducted by a licensed **mental health professional\***.
- Include services that were provided **at school\*** as well as services provided through a contract the school has with an outside provider.

1  Yes

2  No → [GO TO item 19 on page 11.](#)

\*A removable "definitions" sheet is printed on pages 2 and 3.





18. Were **diagnostic mental health assessment\*** services provided to students from your school in the following locations? YES NO

- a. **At school\***, by a school-employed or contracted **mental health professional\*** <sup>663</sup> 1  2
- b. Outside of school, by a school-employed or contracted **mental health professional\*** <sup>665</sup> 1  2

19. During the 2019–20 school year, did your school provide **treatment\*** (e.g., psychotherapy, medication) to students for **mental health disorders\***? <sup>667</sup>

- Include only **treatment\*** provided by a licensed **mental health professional\***.
- Include services that were provided **at school\*** as well as services provided through a contract the school has with an outside provider.

- 1  Yes
- 2  No → [GO TO item 21 below.](#)

20. Were **treatment\*** services provided to students from your school in the following locations? YES NO

- a. **At school\***, by a school-employed or contracted **mental health professional\*** <sup>669</sup> 1  2
- b. Outside of school, by a school-employed or contracted **mental health professional\*** <sup>671</sup> 1  2

21. During the 2019–20 school year, to what extent did the following factors limit your school's efforts to provide mental health services to students?

- Check one response on each line.
- |  | Limits in major way     | Limits in minor way     | Does not limit          |
|--|-------------------------|-------------------------|-------------------------|
| a. Inadequate access to licensed <b>mental health professionals*</b> <sup>674</sup>  | 1 <input type="radio"/> | 2 <input type="radio"/> | 3 <input type="radio"/> |
| b. Inadequate funding <sup>676</sup>   | 1 <input type="radio"/> | 2 <input type="radio"/> | 3 <input type="radio"/> |
| c. Potential legal issues for school or district (e.g., malpractice, insufficient supervision, confidentiality) <sup>678</sup>   | 1 <input type="radio"/> | 2 <input type="radio"/> | 3 <input type="radio"/> |
| d. Concerns about reactions from parents <sup>681</sup>  | 1 <input type="radio"/> | 2 <input type="radio"/> | 3 <input type="radio"/> |
| e. Lack of community support for providing mental health services to students in your school <sup>682</sup>  | 1 <input type="radio"/> | 2 <input type="radio"/> | 3 <input type="radio"/> |
| f. Written or unwritten policies regarding the school's requirement to pay for the <b>diagnostic mental health assessment*</b> or <b>treatment*</b> of students <sup>684</sup> | 1 <input type="radio"/> | 2 <input type="radio"/> | 3 <input type="radio"/> |
| g. Reluctance to label students with <b>mental health disorders*</b> to avoid stigmatizing the child <sup>686</sup>  | 1 <input type="radio"/> | 2 <input type="radio"/> | 3 <input type="radio"/> |

\*A removable "definitions" sheet is printed on pages 2 and 3.





## Staff Training and Practices

22. During the 2019–20 school year, did your school or school district provide any of the following for classroom teachers or aides?
- |  | YES                     | NO                      |
|--|-------------------------|-------------------------|
| a. Training in classroom management for teachers <sup>266</sup>  | 1 <input type="radio"/> | 2 <input type="radio"/> |
| b. Training in school-wide discipline policies and practices related to <b>violence*</b> <sup>268</sup>  | 1 <input type="radio"/> | 2 <input type="radio"/> |
| c. Training in school-wide discipline policies and practices related to <b>cyberbullying*</b> <sup>265</sup>   | 1 <input type="radio"/> | 2 <input type="radio"/> |
| d. Training in school-wide discipline policies and practices related to <b>bullying*</b> other than <b>cyberbullying*</b> <sup>267</sup>                                     | 1 <input type="radio"/> | 2 <input type="radio"/> |
| e. Training in school-wide discipline policies and practices related to alcohol and/or drug use <sup>269</sup>   | 1 <input type="radio"/> | 2 <input type="radio"/> |
| f. Training in safety procedures (e.g., how to handle emergencies) <sup>270</sup>  | 1 <input type="radio"/> | 2 <input type="radio"/> |
| g. Training in recognizing early warning signs of students likely to exhibit violent behavior <sup>272</sup>   | 1 <input type="radio"/> | 2 <input type="radio"/> |
| h. Training in recognizing signs of self-harm or suicidal tendencies <sup>278</sup>  | 1 <input type="radio"/> | 2 <input type="radio"/> |
| i. Training in intervention and referral strategies for students displaying signs of <b>mental health disorders*</b> (e.g., depression, mood disorders, ADHD) <sup>271</sup> | 1 <input type="radio"/> | 2 <input type="radio"/> |
| j. Training in recognizing physical, social, and verbal <b>bullying*</b> behaviors <sup>273</sup>  | 1 <input type="radio"/> | 2 <input type="radio"/> |
| k. Training in recognizing signs of students using/abusing alcohol and/or drugs <sup>274</sup>   | 1 <input type="radio"/> | 2 <input type="radio"/> |
| l. Training in positive behavioral intervention strategies <sup>276</sup>  | 1 <input type="radio"/> | 2 <input type="radio"/> |
| m. Training in crisis prevention and intervention <sup>277</sup>   | 1 <input type="radio"/> | 2 <input type="radio"/> |
23. Aside from sworn law enforcement officers (including **School Resource Officers\***) or other security officers or personnel who carry firearms, during the 2019–20 school year, were there any staff **at your school\*** who legally carried a **firearm\*** on school property? <sup>279</sup>
- 1  Yes
- 2  No

\*A removable "definitions" sheet is printed on pages 2 and 3.



## Limitations on Crime Prevention

24. To what extent do the following factors limit your school's efforts to reduce or prevent crime?

- Check one response on each line.

	Limits in major way	Limits in minor way	Does not limit
a. Lack of or inadequate teacher training in classroom management <sup>280</sup>	1 <input type="radio"/>	2 <input type="radio"/>	3 <input type="radio"/>
b. Lack of or inadequate alternative placement or programs for disruptive students <sup>282</sup>	1 <input type="radio"/>	2 <input type="radio"/>	3 <input type="radio"/>
c. Likelihood of complaints from parents <sup>284</sup>	1 <input type="radio"/>	2 <input type="radio"/>	3 <input type="radio"/>
d. Lack of teacher support for school policies <sup>286</sup>	1 <input type="radio"/>	2 <input type="radio"/>	3 <input type="radio"/>
e. Lack of parental support for school policies <sup>288</sup>	1 <input type="radio"/>	2 <input type="radio"/>	3 <input type="radio"/>
f. Teachers' fear of student retaliation <sup>290</sup>	1 <input type="radio"/>	2 <input type="radio"/>	3 <input type="radio"/>
g. Fear of litigation <sup>292</sup>	1 <input type="radio"/>	2 <input type="radio"/>	3 <input type="radio"/>
h. Inadequate funds <sup>294</sup>	1 <input type="radio"/>	2 <input type="radio"/>	3 <input type="radio"/>
i. Inconsistent application of school policies by faculty or staff <sup>296</sup>	1 <input type="radio"/>	2 <input type="radio"/>	3 <input type="radio"/>



## Incidents

25. Please record the number of incidents that occurred **at school\*** during the 2019–20 school year for the offenses listed below. (NOTE: The number in column 1 should be greater than or equal to the number in column 2.)

Please provide information on:

- The number of incidents, not the number of victims or offenders.
- Recorded incidents, regardless of whether any disciplinary action was taken.
- Recorded incidents, regardless of whether students or non-students were involved.
- Incidents occurring before, during, or after normal school hours.

	Column 1 Total number of recorded incidents			Column 2 Number reported to sworn law enforcement		
			None			None
a. <b>Rape*</b> or attempted <b>rape*</b>	310	<input type="text"/>	0 <input type="checkbox"/>	312	<input type="text"/>	0 <input type="checkbox"/>
b. <b>Sexual assault*</b> other than <b>rape*</b> (include threatened <b>rape*</b> )	314	<input type="text"/>	0 <input type="checkbox"/>	316	<input type="text"/>	0 <input type="checkbox"/>
c. <b>Robbery*</b> (taking things by force)						
i. With a <b>weapon*</b>	318	<input type="text"/>	0 <input type="checkbox"/>	320	<input type="text"/>	0 <input type="checkbox"/>
ii. Without a <b>weapon*</b>	322	<input type="text"/>	0 <input type="checkbox"/>	324	<input type="text"/>	0 <input type="checkbox"/>
d. <b>Physical attack or fight*</b>						
i. With a <b>weapon*</b>	326	<input type="text"/>	0 <input type="checkbox"/>	328	<input type="text"/>	0 <input type="checkbox"/>
ii. Without a <b>weapon*</b>	330	<input type="text"/>	0 <input type="checkbox"/>	332	<input type="text"/>	0 <input type="checkbox"/>
e. Threats of <b>physical attack*</b>						
i. With a <b>weapon*</b>	334	<input type="text"/>	0 <input type="checkbox"/>	336	<input type="text"/>	0 <input type="checkbox"/>
ii. Without a <b>weapon*</b>	338	<input type="text"/>	0 <input type="checkbox"/>	340	<input type="text"/>	0 <input type="checkbox"/>
f. <b>Theft or larceny*</b> (taking things worth over \$10 without personal confrontation)	342	<input type="text"/>	0 <input type="checkbox"/>	344	<input type="text"/>	0 <input type="checkbox"/>
g. Possession of a <b>firearm or explosive device*</b>	346	<input type="text"/>	0 <input type="checkbox"/>	348	<input type="text"/>	0 <input type="checkbox"/>
h. Possession of a knife or sharp object	350	<input type="text"/>	0 <input type="checkbox"/>	352	<input type="text"/>	0 <input type="checkbox"/>
i. Distribution, possession, or use of illegal drugs	354	<input type="text"/>	0 <input type="checkbox"/>	356	<input type="text"/>	0 <input type="checkbox"/>
j. Inappropriate distribution, possession, or use of prescription drugs	355	<input type="text"/>	0 <input type="checkbox"/>	357	<input type="text"/>	0 <input type="checkbox"/>
k. Distribution, possession, or use of alcohol	358	<input type="text"/>	0 <input type="checkbox"/>	360	<input type="text"/>	0 <input type="checkbox"/>
l. <b>Vandalism*</b>	362	<input type="text"/>	0 <input type="checkbox"/>	364	<input type="text"/>	0 <input type="checkbox"/>

\*A removable "definitions" sheet is printed on pages 2 and 3.



26. During the 2019–20 school year, how many **hate crimes\*** occurred **at your school\***? <sup>690</sup>

Number of **hate crimes\***

0  None → [GO TO item 28 below.](#)

27. To the best of your knowledge, were any of these **hate crimes\*** motivated by the offender's bias against the following characteristics or perceived characteristics?

- If a **hate crime\*** was motivated by multiple characteristics, answer "Yes" for each that applies.

	YES	NO
a. Race <sup>692</sup>	1 <input type="radio"/>	2 <input type="radio"/>
b. National origin or ethnicity <sup>694</sup>	1 <input type="radio"/>	2 <input type="radio"/>
c. Sex <sup>696</sup>	1 <input type="radio"/>	2 <input type="radio"/>
d. Religion <sup>698</sup>	1 <input type="radio"/>	2 <input type="radio"/>
e. Disability (e.g., physical, mental, and learning disabilities) <sup>700</sup>	1 <input type="radio"/>	2 <input type="radio"/>
f. <b>Sexual orientation*</b> <sup>702</sup>	1 <input type="radio"/>	2 <input type="radio"/>
g. <b>Gender identity*</b> <sup>704</sup>	1 <input type="radio"/>	2 <input type="radio"/>

28. To the best of your knowledge, during the 2019–20 school year, have there been any incidents of **sexual misconduct\*** between a staff member and a student **at your school\***? <sup>705</sup>

- Report on misconduct between staff and students whether or not the incidents occurred **at school\*** or away from school.
- **Sexual assault\*** and **rape\*** are both forms of sexual misconduct. Therefore, some incidents of staff-student behavior may be reported in response to items 25a and 25b as well as item 28.

1  Yes

2  No

29. Please select the number of **arrests\***, including both students and non-students, that occurred **at your school\*** during the 2019–20 school year. <sup>688</sup>

1  None

2  1 - 5

3  6 - 10

4  11 or more

**\*A removable "definitions" sheet is printed on pages 2 and 3.**





## Disciplinary Problems and Actions

30. To the best of your knowledge, how often do the following types of problems occur **at your school\***?

	Happens daily	Happens at least once a week	Happens at least once a month	Happens on occasion	Never happens
a. Student racial or ethnic tensions <sup>374</sup>	1 <input type="radio"/>	2 <input type="radio"/>	3 <input type="radio"/>	4 <input type="radio"/>	5 <input type="radio"/>
b. Student <b>bullying*</b> <sup>376</sup>	1 <input type="radio"/>	2 <input type="radio"/>	3 <input type="radio"/>	4 <input type="radio"/>	5 <input type="radio"/>
c. Student <b>sexual harassment*</b> of other students <sup>378</sup>	1 <input type="radio"/>	2 <input type="radio"/>	3 <input type="radio"/>	4 <input type="radio"/>	5 <input type="radio"/>
d. Student <b>harassment*</b> of other students based on <b>sexual orientation*</b> <sup>381</sup>	1 <input type="radio"/>	2 <input type="radio"/>	3 <input type="radio"/>	4 <input type="radio"/>	5 <input type="radio"/>
e. Student <b>harassment*</b> of other students based on <b>gender identity*</b> <sup>383</sup>	1 <input type="radio"/>	2 <input type="radio"/>	3 <input type="radio"/>	4 <input type="radio"/>	5 <input type="radio"/>
f. Student <b>harassment*</b> of other students based on religion <sup>385</sup>	1 <input type="radio"/>	2 <input type="radio"/>	3 <input type="radio"/>	4 <input type="radio"/>	5 <input type="radio"/>
g. Student <b>harassment*</b> of other students based on disability (e.g. physical, mental and learning disabilities) <sup>387</sup>	1 <input type="radio"/>	2 <input type="radio"/>	3 <input type="radio"/>	4 <input type="radio"/>	5 <input type="radio"/>
h. Widespread disorder in classroom <sup>382</sup>	1 <input type="radio"/>	2 <input type="radio"/>	3 <input type="radio"/>	4 <input type="radio"/>	5 <input type="radio"/>
i. Student verbal abuse of teachers <sup>380</sup>	1 <input type="radio"/>	2 <input type="radio"/>	3 <input type="radio"/>	4 <input type="radio"/>	5 <input type="radio"/>
j. Student acts of disrespect for teachers other than verbal abuse <sup>384</sup>	1 <input type="radio"/>	2 <input type="radio"/>	3 <input type="radio"/>	4 <input type="radio"/>	5 <input type="radio"/>
k. <b>Gang*</b> activities <sup>386</sup>	1 <input type="radio"/>	2 <input type="radio"/>	3 <input type="radio"/>	4 <input type="radio"/>	5 <input type="radio"/>

31. To the best of your knowledge, thinking about problems that can occur anywhere (both **at your school\*** and away from school), how often does **cyberbullying\*** among students who attend your school occur? <sup>389</sup>

- 1  Happens daily
- 2  Happens at least once a week
- 3  Happens at least once a month
- 4  Happens on occasion
- 5  Never happens

\*A removable "definitions" sheet is printed on pages 2 and 3.



32. During the 2019–20 school year, did your school allow for the use of the following disciplinary actions? If "Yes," were the actions used this school year?

	Does your school allow for use of the following?		If "Yes," was the action used this school year?	
	YES	NO	YES	NO
a. Removal with no continuing school services for at least the remainder of the school year	390	1 <input type="radio"/> 2 <input type="radio"/>	392	1 <input type="radio"/> 2 <input type="radio"/>
b. Removal with school-provided tutoring/home instruction for at least the remainder of the school year	394	1 <input type="radio"/> 2 <input type="radio"/>	396	1 <input type="radio"/> 2 <input type="radio"/>
c. Transfer to an <b>alternative school*</b> for disciplinary reasons	398	1 <input type="radio"/> 2 <input type="radio"/>	400	1 <input type="radio"/> 2 <input type="radio"/>
d. Transfer to another regular school for disciplinary reasons	402	1 <input type="radio"/> 2 <input type="radio"/>	404	1 <input type="radio"/> 2 <input type="radio"/>
e. Out-of-school suspension or removal for less than the remainder of the school year				
i. With no curriculum or services provided	406	1 <input type="radio"/> 2 <input type="radio"/>	408	1 <input type="radio"/> 2 <input type="radio"/>
ii. With curriculum or services provided	410	1 <input type="radio"/> 2 <input type="radio"/>	412	1 <input type="radio"/> 2 <input type="radio"/>
f. In-school suspension for less than the remainder of the school year				
i. With no curriculum or services provided	414	1 <input type="radio"/> 2 <input type="radio"/>	416	1 <input type="radio"/> 2 <input type="radio"/>
ii. With curriculum or services provided	418	1 <input type="radio"/> 2 <input type="radio"/>	420	1 <input type="radio"/> 2 <input type="radio"/>
g. Referral to a school counselor	422	1 <input type="radio"/> 2 <input type="radio"/>	424	1 <input type="radio"/> 2 <input type="radio"/>
h. Assignment to a program (during school hours) designed to reduce disciplinary problems	426	1 <input type="radio"/> 2 <input type="radio"/>	428	1 <input type="radio"/> 2 <input type="radio"/>
i. Assignment to a program (outside of school hours) designed to reduce disciplinary problems	430	1 <input type="radio"/> 2 <input type="radio"/>	432	1 <input type="radio"/> 2 <input type="radio"/>
j. Loss of school bus privileges due to misbehavior	434	1 <input type="radio"/> 2 <input type="radio"/>	436	1 <input type="radio"/> 2 <input type="radio"/>
k. Corporal punishment	438	1 <input type="radio"/> 2 <input type="radio"/>	440	1 <input type="radio"/> 2 <input type="radio"/>
l. Placement on school probation with consequences if another incident occurs	442	1 <input type="radio"/> 2 <input type="radio"/>	444	1 <input type="radio"/> 2 <input type="radio"/>
m. Detention and/or Saturday school	446	1 <input type="radio"/> 2 <input type="radio"/>	448	1 <input type="radio"/> 2 <input type="radio"/>
n. Loss of student privileges	450	1 <input type="radio"/> 2 <input type="radio"/>	452	1 <input type="radio"/> 2 <input type="radio"/>
o. Requirement of participation in community service	454	1 <input type="radio"/> 2 <input type="radio"/>	456	1 <input type="radio"/> 2 <input type="radio"/>

\*A removable "definitions" sheet is printed on pages 2 and 3.



33. During the 2019–20 school year, how many students were involved in committing the following offenses, and how many of the following disciplinary actions were taken in response?

Please follow these guidelines when determining the number of offenses and disciplinary actions:

- If more than one student was involved in an incident, please count each student separately when providing the number of disciplinary actions.
- If a student was disciplined more than once, please count each offense separately (e.g., a student who was suspended five times would be counted as five suspensions).
- If a student was disciplined in two different ways for a single infraction (e.g., the student was both suspended and referred to counseling), **count only the most severe disciplinary action that was taken.**
- If a student was disciplined in one way for multiple infractions, record the disciplinary action for only the most serious offense.

Number of disciplinary actions taken in response to offense

	Total students involved in recorded offenses (regardless of disciplinary action)	Removals with no continuing school services for at least the remainder of the school year	Transfers to alternative schools*	Out-of-school suspensions lasting 5 or more days, but less than the remainder of the school year	Other disciplinary action (e.g., suspension for less than 5 days, detention, etc.)
a. Use/possession of a <b>firearm or explosive device*</b>	458 <input type="text"/> <input type="text"/> <input type="text"/> <input type="text"/> 0 <input type="text"/> None	460 <input type="text"/> <input type="text"/> <input type="text"/> <input type="text"/> 0 <input type="text"/> None	462 <input type="text"/> <input type="text"/> <input type="text"/> <input type="text"/> 0 <input type="text"/> None	464 <input type="text"/> <input type="text"/> <input type="text"/> <input type="text"/> 0 <input type="text"/> None	466 <input type="text"/> <input type="text"/> <input type="text"/> <input type="text"/> 0 <input type="text"/> None
b. Use/possession of a <b>weapon*</b> other than a <b>firearm or explosive device*</b>	468 <input type="text"/> <input type="text"/> <input type="text"/> <input type="text"/> 0 <input type="text"/> None	470 <input type="text"/> <input type="text"/> <input type="text"/> <input type="text"/> 0 <input type="text"/> None	472 <input type="text"/> <input type="text"/> <input type="text"/> <input type="text"/> 0 <input type="text"/> None	474 <input type="text"/> <input type="text"/> <input type="text"/> <input type="text"/> 0 <input type="text"/> None	476 <input type="text"/> <input type="text"/> <input type="text"/> <input type="text"/> 0 <input type="text"/> None
c. Distribution, possession, or use of illegal drugs	478 <input type="text"/> <input type="text"/> <input type="text"/> <input type="text"/> 0 <input type="text"/> None	480 <input type="text"/> <input type="text"/> <input type="text"/> <input type="text"/> 0 <input type="text"/> None	482 <input type="text"/> <input type="text"/> <input type="text"/> <input type="text"/> 0 <input type="text"/> None	484 <input type="text"/> <input type="text"/> <input type="text"/> <input type="text"/> 0 <input type="text"/> None	486 <input type="text"/> <input type="text"/> <input type="text"/> <input type="text"/> 0 <input type="text"/> None
d. Distribution, possession, or use of alcohol	488 <input type="text"/> <input type="text"/> <input type="text"/> <input type="text"/> 0 <input type="text"/> None	490 <input type="text"/> <input type="text"/> <input type="text"/> <input type="text"/> 0 <input type="text"/> None	492 <input type="text"/> <input type="text"/> <input type="text"/> <input type="text"/> 0 <input type="text"/> None	494 <input type="text"/> <input type="text"/> <input type="text"/> <input type="text"/> 0 <input type="text"/> None	496 <input type="text"/> <input type="text"/> <input type="text"/> <input type="text"/> 0 <input type="text"/> None
e. <b>Physical attacks or fights*</b>	498 <input type="text"/> <input type="text"/> <input type="text"/> <input type="text"/> 0 <input type="text"/> None	500 <input type="text"/> <input type="text"/> <input type="text"/> <input type="text"/> 0 <input type="text"/> None	502 <input type="text"/> <input type="text"/> <input type="text"/> <input type="text"/> 0 <input type="text"/> None	504 <input type="text"/> <input type="text"/> <input type="text"/> <input type="text"/> 0 <input type="text"/> None	506 <input type="text"/> <input type="text"/> <input type="text"/> <input type="text"/> 0 <input type="text"/> None

34. During the 2019–20 school year, how many of the following occurred?

- a. Students were removed from your school without continuing services for at least the remainder of the school year for disciplinary reasons. (NOTE: This number should be greater than or equal to the sum of entries in item 33, column 2.) <sup>518</sup>
- b. Students were transferred to **alternative schools\*** for disciplinary reasons. (NOTE: This number should be greater than or equal to the sum of entries in item 33, column 3.) <sup>520</sup>

Total number

0  None

0  None

\*A removable "definitions" sheet is printed on pages 2 and 3.



## School Characteristics: 2019–20 School Year

35. Which of the following best describes your school? <sup>564</sup>

- 1  Regular public school
- 2  Charter school
- 3  Has a magnet program for part of the school
- 4  Exclusively a magnet school
- 5  Other - *Please specify:* <sup>565</sup>

36. Which of the following grades are offered in this school?

- Check all that apply.

- |   |   |  |
|---|---|--|
| 1 <input type="checkbox"/> Prekindergarten <sup>024</sup> | 1 <input type="checkbox"/> 4th <sup>034</sup> | 1 <input type="checkbox"/> 9th <sup>044</sup>      |
| 1 <input type="checkbox"/> Kindergarten <sup>026</sup>    | 1 <input type="checkbox"/> 5th <sup>036</sup> | 1 <input type="checkbox"/> 10th <sup>046</sup>     |
| 1 <input type="checkbox"/> 1st <sup>028</sup>             | 1 <input type="checkbox"/> 6th <sup>038</sup> | 1 <input type="checkbox"/> 11th <sup>048</sup>     |
| 1 <input type="checkbox"/> 2nd <sup>030</sup>             | 1 <input type="checkbox"/> 7th <sup>040</sup> | 1 <input type="checkbox"/> 12th <sup>050</sup>     |
| 1 <input type="checkbox"/> 3rd <sup>032</sup>             | 1 <input type="checkbox"/> 8th <sup>042</sup> | 1 <input type="checkbox"/> Ungraded <sup>052</sup> |

37. Please provide the following dates:

- a. Start date for your 2019–20 school year <sup>574, 575</sup>  /  / 2019  
MM DD
- b. End date for your 2019–20 school year <sup>576, 577</sup>  /  / 2020  
MM DD

38. As of October 1, 2019, what was your school's total enrollment? <sup>522</sup>  Students

39. During the 2019–20 school year, how many students transferred to or from your school after the start of the school year? Please report on the total mobility, not just transfers due to disciplinary actions. (NOTE: This number should be greater than or equal to the number of students who were transferred for disciplinary reasons, as reported in item 34b.)

- If a student transferred more than once in the school year, count each transfer separately.

- |  | Number of Students   | None                       |
|--|----------------------|----------------------------|
| a. Transferred <b>to</b> the school <sup>570</sup>   | <input type="text"/> | 0 <input type="checkbox"/> |
| b. Transferred <b>from</b> the school <sup>572</sup> | <input type="text"/> | 0 <input type="checkbox"/> |

40. What percentage of your school's total enrollment is present on an average day? <sup>568</sup>

Percent of students present  % None 0

41. How many classroom changes do most students make in a typical day? <sup>538</sup>

- Count going to lunch and then returning to the same or a different classroom as two classroom changes. Do not count morning arrival or afternoon departure.

Typical number of classroom changes  None 0





42.	What percentage of your current students fit the following criteria?	Percent of students	None
a.	Eligible for free or reduced-price lunch <sup>524</sup>	<input type="text"/> <input type="text"/> <input type="text"/> %	0 <input type="checkbox"/>
b.	English language learner (ELL) <sup>526</sup>	<input type="text"/> <input type="text"/> <input type="text"/> %	0 <input type="checkbox"/>
c.	<b>Children with disabilities (CWD)*</b> <sup>528</sup>	<input type="text"/> <input type="text"/> <input type="text"/> %	0 <input type="checkbox"/>
d.	Male <sup>530</sup>	<input type="text"/> <input type="text"/> <input type="text"/> %	0 <input type="checkbox"/>

---

43.	What is your best estimate of the percentage of your current students who meet the following criteria?	Percent of students	None
a.	Below the 15th percentile on standardized tests <sup>532</sup>	<input type="text"/> <input type="text"/> <input type="text"/> %	0 <input type="checkbox"/>
b.	Likely to go to college after high school <sup>534</sup>	<input type="text"/> <input type="text"/> <input type="text"/> %	0 <input type="checkbox"/>
c.	Consider academic achievement to be very important <sup>536</sup>	<input type="text"/> <input type="text"/> <input type="text"/> %	0 <input type="checkbox"/>

---

44. How would you describe the crime level in the area(s) in which your students live? <sup>560</sup>

1  High level of crime

2  Moderate level of crime

3  Low level of crime

4  Students come from areas with very different levels of crime

---

45. How would you describe the crime level in the area where your school is located? <sup>562</sup>

1  High level of crime

2  Moderate level of crime

3  Low level of crime

**Respondent Information**

Please provide the following information for the person who completed this questionnaire. If more than one person completed the questionnaire, please answer for the primary respondent.

Name of primary person completing form <sup>010</sup>

Title or position <sup>014</sup>

• Check one response.

1 <input type="radio"/> Principal	6 <input type="radio"/> Teacher or instructor
2 <input type="radio"/> Vice principal	7 <input type="radio"/> Superintendent or district staff
3 <input type="radio"/> Disciplinarian	8 <input type="radio"/> Security personnel
4 <input type="radio"/> Counselor	9 <input type="radio"/> Other - <i>Please specify:</i> <sup>015</sup>
5 <input type="radio"/> Administrative or secretarial staff	<input type="text"/>

**\*A removable "definitions" sheet is printed on pages 2 and 3.**



Number of years at this school 016

Years

Telephone number 012

Area Code

Number

-     -

E-mail address 074

Best days and times to reach you (in case we have further questions)

• Check all that apply.

1  Monday 054

1  Tuesday 056

1  Wednesday 058

1  Thursday 060

1  Friday 062

• Check all that apply.

1  7AM to 9AM 064

1  9AM to 11AM 066

1  11AM to 1PM 068

1  1PM to 3PM 070

1  3PM to 5PM 072

Did other school personnel help to complete the questionnaire? 076

1  Yes

2  No

If yes, please list the title(s) or position(s) of these staff.

• Check all that apply.

1  Principal 078

1  Vice principal 080

1  Disciplinarian 082

1  Counselor 084

1  Administrative or secretarial staff 086

1  Teacher or instructor 088

1  Superintendent or district staff 090

1  Security personnel 092

1  Other, *Please specify:* 094

096

Date you completed the questionnaire 578, 579

/  / 2020  
MM DD

How long did it take you to complete this form, not counting interruptions? 580

• Please record the time in minutes (e.g., 55 minutes, 65 minutes).

minutes



Please return your completed questionnaire in the enclosed postage-paid envelope or mail it to:  
U.S. Census Bureau  
Attn: DCB/PCSPU, Building 60A  
1201 E 10th Street  
Jeffersonville, IN 47132-0001

Thank you very much for your participation in this survey. If you have any questions, please contact us, toll-free, at: 1-888-595-1332 or by e-mail at: [SSOCS@census.gov](mailto:SSOCS@census.gov)

To learn more about this survey and to access reports from earlier collections, see the School Survey on Crime and Safety (SSOCS) website at:  
<http://nces.ed.gov/surveys/ssocs>

Additional data collected by the National Center for Education Statistics (NCES) on a variety of topics in elementary, secondary, postsecondary, and international education are available from the NCES website at:  
<http://nces.ed.gov>

For additional data collected by various Federal agencies, including the Department of Education, visit the Federal Statistics clearinghouse at:  
<https://www.usa.gov/statistics>



2022 SSOCS Endorsements (Placeholder from SSOCS 2020 – awaiting final list)

American Association of School Administrators



American Federation of Teachers



American School Counselors Association



Association for Middle Level Education



Association of American Educators



Council of Chief State School Officers




Education Northwest



National Association of Elementary School Principals



National Association of School Psychologists



National Association of School Resource Officers



National Association of Secondary School Principals



National Association of State Boards of Education



National Education Association



National Parent Teacher Association



School Safety Advocacy Council



School Social Work Association of America





SSOCS-CF (7-2019)

## Thank You

We greatly appreciate your help with providing information about your school's experiences with school-related crime and efforts to provide a safe school environment. Your responses on SSOCS will help the policy and program offices at the U.S. Department of Education design grant programs intended to address school safety, violence prevention, and school climate.

We have enclosed a small token of appreciation for your participation.



SSOCS-CF (7-2019)

## Thank You

We greatly appreciate your help with providing information about your school's experiences with school-related crime and efforts to provide a safe school environment. Your responses on SSOCS will help the policy and program offices at the U.S. Department of Education design grant programs intended to address school safety, violence prevention, and school climate.

We have enclosed a small token of appreciation for your participation.





2022 Advance Letter to District Superintendent (02/10/22)  
SSOCS-10L

Dear SUPERINTENDENT:

The National Center for Education Statistics (NCES) of the U.S. Department of Education is conducting the only regular national study about crime and safety in public schools.

The School Survey on Crime and Safety (SSOCS) was previously conducted in the 1999–2000, 2003–04, 2005–06, 2007–08, 2009–10, 2015–16, 2017–18, and 2019–20 school years, which allows study of change over time. It collects information on the incidence, frequency, and nature of unsafe behaviors affecting students and school personnel, as well as school characteristics associated with school crime.

At least one school in your district has been selected to participate in SSOCS. Enclosed are materials pertaining to the survey for your reference; you do not need to take any action. Each school will receive a letter asking them to participate, list of endorsements, and brochure describing the survey.

Participating in SSOCS may create apprehension of sharing school information related to crime. Please be assured that by federal mandate we are required to protect the responses of all schools included in our survey. Individual responses will be combined with those from other participants to produce summary statistics and reports only.

With your district's participation, we can provide data to state and federal agencies about various types of crime and discipline in schools. These data inform policy and funding used to make schools safer. Though SSOCS is voluntary, we ask principals of all sampled schools to complete the survey, as a way of providing an accurate picture of the diversity in our nation's schools.

Thank you for your consideration. We hope that you will encourage the selected school(s) in your district to participate. If you have any questions about the study, please contact the U.S. Census Bureau, the survey collection agency, at 1–888–595–1332 or email at [ssocs@census.gov](mailto:ssocs@census.gov). To learn more about SSOCS, please visit <http://www.nces.ed.gov/surveys/ssocs>.

Sincerely,

Chris Chapman  
Associate Commissioner  
National Center for Education Statistics  
U.S. Department of Education

Enclosures

Brochure  
2022 SSOCS Questionnaire  
Endorsements

NCES is authorized to conduct this survey by the Education Sciences Reform Act of 2002 (ESRA 2002, 20 U.S.C. §9543). All of the information schools provide may be used only for statistical purposes and may not be disclosed, or used, in identifiable form for any other purpose except as required by law (20 U.S.C. §9573 and 6 U.S.C. §151). Reports of the findings from the survey will not identify participating districts, schools, or staff. Individual responses will be combined with those from other participants to produce summary statistics and reports.

2022 Advance Letter to Chief State School Officer (02/10/22)  
SSOCS-11L

Dear <insert name>:

The National Center for Education Statistics (NCES) of the U.S. Department of Education is conducting the only regular national study about crime and safety in public schools.

The School Survey on Crime and Safety (SSOCS) was previously conducted in the 1999–2000, 2003–04, 2005–06, 2007–08, 2009–10, 2015–16, 2017–18, and 2019–20 school years, which allows study of change over time. It collects information on the incidence, frequency, and nature of unsafe behaviors affecting students and school personnel, as well as school characteristics associated with school crime.

At least one school in your state has been selected to participate in SSOCS. Enclosed are materials pertaining to the survey for your reference; you do not need to take any action. Each school will receive a letter asking them to participate, a list of endorsements, and brochure describing the survey.

Participating in SSOCS may create apprehension of sharing school information related to crime. Please be assured that reports of the findings from the survey will not identify schools by name. Individual responses will be combined with those from other participants to produce summary statistics and reports only.

With your state’s participation, we can provide data to state and federal agencies about various types of crime and discipline in schools. This data informs policy and funding used to make schools safer. Though SSOCS is voluntary, we ask principals of all sampled schools to complete the survey, as a way of providing an accurate picture of the diversity in our nation’s schools.

Thank you for your assistance. We hope that you will encourage districts within your state to participate. If you have any questions about the study, please contact the U.S. Census Bureau, the survey collection agency, at 1–888–595–1332 or email at [ssocs@census.gov](mailto:ssocs@census.gov). To learn more about SSOCS, please visit <http://www.nces.ed.gov/surveys/ssocs>.

Sincerely,

Chris Chapman  
Associate Commissioner  
National Center for Education Statistics  
U.S. Department of Education

Enclosures

2022 SSOCS Questionnaire  
Endorsements  
Brochure

NCES is authorized to conduct this survey by the Education Sciences Reform Act of 2002 (ESRA 2002, 20 U.S.C. §9543). All of the information schools provide may be used only for statistical purposes and may not be disclosed, or used, in identifiable form for any other purpose except as required by law (20 U.S.C. §9573 and 6 U.S.C. §151). Reports of the findings from the survey will not identify participating districts, schools, or staff. Individual responses will be combined with those from other participants to produce summary statistics and reports.

2022 Initial Letter to Principal - No Incentive, No E-mail (02/15/22)  
SSOCS-13L(W)

Dear <insert name>:

We at the National Center for Education Statistics (NCES) within the U.S. Department of Education, need your help by completing the 2022 School Survey on Crime and Safety (SSOCS). SSOCS is the only national recurring survey that focuses on the frequency of crime and violence in public schools and the programs and practices developed to provide a safe school environment.

The COVID-19 pandemic is an unprecedented moment in history that has affected how schools keep students and staff safe. In response to the pandemic, Congress approved various relief packages to assist schools with implementing safety measures and getting the equipment needed to safely open back up for in-school instruction. However, to provide evidence for the need for continued funds, we need accurate data to show where schools need the most help. Therefore, we need your help by responding to the 2022 SSOCS.

Your survey responses will be collected on a secure website. Please complete the survey online within two weeks.

Respond now at <https://respond.census.gov/ssocs>

Log in using this User ID: <USERID>

Please be assured that reports of the findings from the survey will not identify schools by name. Individual responses will be combined with those from other participants to produce summary statistics and reports. For more information regarding SSOCS, please refer to the Frequently Asked Questions on the back of this letter, enclosed brochure, and list of endorsers.

If you have any general questions about the study, contact the U.S. Census Bureau, the survey collection agency, at 1-888-595-1332 or via e-mail at [ssocs@census.gov](mailto:ssocs@census.gov). To learn more about SSOCS, visit <http://www.nces.ed.gov/surveys/ssocs>.

We look forward to your school's participation in this important data collection effort.

Sincerely,

Chris Chapman  
Associate Commissioner  
National Center for Education Statistics  
U.S. Department of Education

Enclosures

Brochure  
Endorsements

NCES is authorized to conduct this survey by the Education Sciences Reform Act of 2002 (ESRA 2002, 20 U.S.C. §9543). All of the information you provide may be used only for statistical purposes and may not be disclosed, or used, in identifiable form for any other purpose except as required by law (20 U.S.C. §9573 and 6 U.S.C. §151). Reports of the findings from the survey will not identify participating districts, schools, or staff. Individual responses will be combined with those from other participants to produce summary statistics and reports.

2022 Initial Letter to Principal - No Incentive, E-mail (02/15/22)  
SSOCS-13L(WE)

Dear <insert name>:

We at the National Center for Education Statistics (NCES) within the U.S. Department of Education, need your help by completing the 2022 School Survey on Crime and Safety (SSOCS). SSOCS is the only national recurring survey that focuses on the frequency of crime and violence in public schools and the programs and practices developed to provide a safe school environment.

The COVID-19 pandemic is an unprecedented moment in history that has affected how schools keep students and staff safe. In response to the pandemic, Congress approved various relief packages to assist schools with implementing safety measures and getting the equipment needed to safely open back up for in-school instruction. However, to provide evidence for the need for continued funds, we need accurate data to show where schools need the most help. Therefore, we need your help by responding to the 2022 SSOCS.

Your survey responses will be collected on a secure website. Please complete the survey online within two weeks.

Respond now at <https://respond.census.gov/ssocs>  
Log in using this User ID: <USERID>

For your convenience, the Internet link to the survey, as well as your User ID, will be sent to you via e-mail at the following address: <address>

Please be assured that reports of the findings from the survey will not identify schools by name. Individual responses will be combined with those from other participants to produce summary statistics and reports. For more information regarding SSOCS, please refer to the Frequently Asked Questions on the back of this letter, enclosed brochure, and list of endorsers.

If you have any general questions about the study, contact the U.S. Census Bureau, the survey collection agency, at 1-888-595-1332 or via e-mail at [ssocs@census.gov](mailto:ssocs@census.gov). To learn more about SSOCS, visit <http://www.nces.ed.gov/surveys/ssocs>.

We look forward to your school's participation in this important data collection effort.

Sincerely,

Chris Chapman  
Associate Commissioner  
National Center for Education Statistics  
U.S. Department of Education

Enclosures

Brochure  
Endorsements

NCES is authorized to conduct this survey by the Education Sciences Reform Act of 2002 (ESRA 2002, 20 U.S.C. §9543). All of the information you provide may be used only for statistical purposes and may not be disclosed, or used, in identifiable form for any other purpose except as required by law (20 U.S.C. §9573 and 6 U.S.C. §151). Reports of the findings from the survey will not identify participating districts, schools, or staff. Individual responses will be combined with those from other participants to produce summary statistics and reports.

2022 Initial Letter to Principal - Incentive, No E-mail (02/15/22)  
SSOCS-13L(WI)

Dear <insert name>:

We at the National Center for Education Statistics (NCES) within the U.S. Department of Education, need your help by completing the 2022 School Survey on Crime and Safety (SSOCS). SSOCS is the only national recurring survey that focuses on the frequency of crime and violence in public schools and the programs and practices developed to provide a safe school environment. **Please accept the enclosed token of our appreciation for your participation in the SSOCS.**

The COVID-19 pandemic is an unprecedented moment in history that has affected how schools keep students and staff safe. In response to the pandemic, Congress approved various relief packages to assist schools with implementing safety measures and getting the equipment needed to safely open back up for in-school instruction. However, to provide evidence for the need for continued funds, we need accurate data to show where schools need the most help. Therefore, we need your help by responding to the 2022 SSOCS.

Your survey responses will be collected on a secure website. Please complete the survey online within two weeks.

Respond now at <https://respond.census.gov/ssocs>  
Log in using this User ID: <USERID>

Please be assured that reports of the findings from the survey will not identify schools by name. Individual responses will be combined with those from other participants to produce summary statistics and reports. For more information regarding SSOCS, please refer to the Frequently Asked Questions on the back of this letter, enclosed brochure, and list of endorsers.

If you have any general questions about the study, contact the U.S. Census Bureau, the survey collection agency, at 1-888-595-1332 or via e-mail at [ssocs@census.gov](mailto:ssocs@census.gov). To learn more about SSOCS, visit <http://www.nces.ed.gov/surveys/ssocs>.

We look forward to your school's participation in this important data collection effort.

Sincerely,

Chris Chapman  
Associate Commissioner  
National Center for Education Statistics  
U.S. Department of Education

Enclosures

Brochure  
Endorsements

NCES is authorized to conduct this survey by the Education Sciences Reform Act of 2002 (ESRA 2002, 20 U.S.C. §9543). All of the information you provide may be used only for statistical purposes and may not be disclosed, or used, in identifiable form for any other purpose except as required by law (20 U.S.C. §9573 and 6 U.S.C. §151). Reports of the findings from the survey will not identify participating districts, schools, or staff. Individual responses will be combined with those from other participants to produce summary statistics and reports.



2022 Initial Letter to Principal - Incentive, E-mail (02/15/22)  
SSOCS-13L(WIE)

Dear <insert name>:

We at the National Center for Education Statistics (NCES) within the U.S. Department of Education, need your help by completing the 2022 School Survey on Crime and Safety (SSOCS). SSOCS is the only national recurring survey that focuses on the frequency of crime and violence in public schools and the programs and practices developed to provide a safe school environment. **Please accept the enclosed token of our appreciation for your participation in the SSOCS.**

The COVID-19 pandemic is an unprecedented moment in history that has affected how schools keep students and staff safe. In response to the pandemic, Congress approved various relief packages to assist schools with implementing safety measures and getting the equipment needed to safely open back up for in-school instruction. However, to provide evidence for the need for continued funds, we need accurate data to show where schools need the most help. Therefore, we need your help by responding to the 2022 SSOCS.

Your survey responses will be collected on a secure website. Please complete the survey online within two weeks.

Respond now at <a href="https://respond.census.gov/ssocs">https://respond.census.gov/ssocs</a> Log in using this User ID: <USERID>
---

For your convenience, the Internet link to the survey, as well as your User ID, will be sent to you via e-mail at the following address: <address>:

Please be assured that reports of the findings from the survey will not identify schools by name. Individual responses will be combined with those from other participants to produce summary statistics and reports. For more information regarding SSOCS, please refer to the Frequently Asked Questions on the back of this letter, enclosed brochure, and list of endorsers.

If you have any general questions about the study, contact the U.S. Census Bureau, the survey collection agency, at 1-888-595-1332 or via e-mail at [ssocs@census.gov](mailto:ssocs@census.gov). To learn more about SSOCS, visit <http://www.nces.ed.gov/surveys/ssocs>.

We look forward to your school's participation in this important data collection effort.

Sincerely,

Chris Chapman  
Associate Commissioner  
National Center for Education Statistics  
U.S. Department of Education

Enclosures

Brochure  
Endorsements

NCES is authorized to conduct this survey by the Education Sciences Reform Act of 2002 (ESRA 2002, 20 U.S.C. §9543). All of the information you provide may be used only for statistical purposes and may not be disclosed, or used, in identifiable form for any other purpose except as required by law (20 U.S.C. §9573 and 6 U.S.C. §151). Reports of the findings from the survey will not identify participating districts, schools, or staff. Individual responses will be combined with those from other participants to produce summary statistics and reports.

2022 Special District Approval Notice  
SSOCS-13

Dear School Principal:

We know that your school district requires that researchers obtain approval to conduct surveys. The National Center for Education Statistics (NCES) of the U.S. Department of Education completed the application process and received permission to conduct the School Survey on Crime and Safety (SSOCS) in your district. If you have any questions, please contact your district or the U.S. Census Bureau, the survey collection agency, at 1-888-595-1332 or [ssocs@census.gov](mailto:ssocs@census.gov).

I would like to thank you in advance for your help in completing this survey.

Sincerely,

Chris Chapman  
Associate Commissioner  
National Center for Education Statistics  
U.S. Department of Education

Data Collected by:  
U.S. DEPARTMENT OF COMMERCE  
U.S. CENSUS BUREAU  
Study conducted by:  
U.S. DEPARTMENT OF EDUCATION  
NATIONAL CENTER FOR EDUCATION STATISTICS

**YOUR DISTRICT HAS  
APPROVED SSOCS**



**School  
Survey  
On  
Crime &  
Safety**

2022 First Reminder Letter to Principal; 2<sup>nd</sup> Package – All treatments (03/08/22)  
SSOCS-14L(W)

Dear <insert name>:

As of today, we have not received your completed School Survey on Crime and Safety (SSOCS). If you recently completed the online questionnaire, thank you for your participation. If you have not yet completed the questionnaire, I encourage you to do so.

Your survey responses can be collected on the secure website listed below.

Respond now at <https://respond.census.gov/ssocs>  
Log in using this User ID: <USERID>

SSOCS is the only national study that collects information about crime and safety in public schools. Findings from the 2019–20 survey indicated:

- About 52 percent of schools had a written plan for procedures in the event of a pandemic disease.
- A higher percentage of schools located in towns reported at least one incident of theft at school than did schools located in cities, suburbs, and rural areas.

We know that you are very busy and receive many survey requests. However, we urge you to take time to complete this very important survey. While your decision to participate is voluntary, your response is crucial to understand the state of crime and safety issues in U.S. schools. Schools will not be identified by name in any reports.

If you have any general questions about the study, contact the U.S. Census Bureau, the survey collection agency, at 1–888–595–1332 or via e-mail at [ssocs@census.gov](mailto:ssocs@census.gov). To learn more about SSOCS, visit <http://www.nces.ed.gov/surveys/ssocs>.

Sincerely,

Chris Chapman  
Associate Commissioner  
National Center for Education Statistics  
U.S. Department of Education

NCES is authorized to conduct this survey by the Education Sciences Reform Act of 2002 (ESRA 2002, 20 U.S.C. §9543). All of the information you provide may be used only for statistical purposes and may not be disclosed, or used, in identifiable form for any other purpose except as required by law (20 U.S.C. §9573 and 6 U.S.C. §151). Reports of the findings from the survey will not identify participating districts, schools, or staff. Individual responses will be combined with those from other participants to produce summary statistics and reports.

2022 Second Reminder Letter to Principal: 3rd Package, First Questionnaire  
(03/28/22)  
SSOCS: 2022 – 15LC

Dear <insert name>:

We recently sent you an invitation to complete the School Survey on Crime and Safety (SSOCS) online. SSOCS is the only national study that collects information about crime and safety in public schools.

According to our records, you have not yet completed the SSOCS questionnaire online. If you have recently completed the online questionnaire, thank you for your participation, and please disregard this letter. If you have not, I encourage you to complete the enclosed questionnaire or go to the link below to access the questionnaire online. We have extended the deadline to <insert date>.

Your survey responses can be collected on the secure website listed below.

<p>Respond now at <a href="https://respond.census.gov/ssocs">https://respond.census.gov/ssocs</a> Log in using this User ID: &lt;USERID&gt;</p>
---

Although your decision to participate is voluntary, your response is crucial to understand the overall state of school crime and safety issues in U.S. schools. Data from previous SSOCS collections are used by the Department of Education’s Office of Safe and Supportive Schools to inform decisions for guidance to states and local education agencies pertinent to providing a safe school environment for students. Specifically, SSOCS asks about schools’ implementation of safety measures in response to pandemic disease. Having accurate information on this helps to inform the need for more resources to provide to states during unprecedented times, such as the COVID-19 pandemic of 2020. As a reminder, schools will not be identified by name in any reports.

A postage-paid return envelope is enclosed for your convenience. If you have any questions about the study, please do not hesitate to contact the U.S. Census Bureau at 1-888-595-1332. If you have any general questions about the study, contact the U.S. Census Bureau, the survey collection agency, at 1-888-595-1332, or via e-mail at [ssocs@census.gov](mailto:ssocs@census.gov). To learn more about the SSOCS, please visit <http://www.nces.ed.gov/surveys/ssocs>.

Sincerely,

Chris Chapman  
Associate Commissioner  
National Center for Education Statistics  
U.S. Department of Education

Enclosures

2022 SSOCS Questionnaire

NCES is authorized to conduct this survey by the Education Sciences Reform Act of 2002 (ESRA 2002, 20 U.S.C. §9543). All of the information you provide may be used only for statistical purposes and may not be disclosed, or used, in identifiable form for any other purpose except as required by law (20 U.S.C. §9573 and 6 U.S.C. §151). Reports of the findings from the survey will not identify participating districts, schools, or staff. Individual responses will be combined with those from other participants to produce summary statistics and reports.



2022 Third Reminder Letter to Principal; 4<sup>th</sup> Package, Second Questionnaire (04/28/22)  
SSOCS-16L

Dear <insert name>:

Over the past two months, we have contacted you to ask for your participation in the 2022 School Survey on Crime and Safety (SSOCS). If you have already returned the completed questionnaire, thank you for your participation, and please disregard this letter. If you have not yet had the opportunity to complete the questionnaire, I encourage you to complete the enclosed questionnaire *as soon as possible*.

Your survey responses can also be collected on the secure website listed below.

Respond now at <https://respond.census.gov/ssocs>

Log in using this User ID: <USERID>

We know that you are very busy and receive many survey requests. However, we urge you to take time to complete this very important survey. While your decision to participate is voluntary, your response is crucial to understand the state of crime and safety issues in U.S. schools. Schools will not be identified by name in any reports. Your responses help the policy and program offices at the U.S. Department of Education design grant programs intended to address school safety, violence prevention, and school climate.

A postage-paid return envelope is enclosed for your convenience. If you have any questions about the study, please do not hesitate to contact the U.S. Census Bureau at 1-888-595-1332. The U.S. Census Bureau, the survey collection agency, is also available to answer your questions via e-mail at [ssocs@census.gov](mailto:ssocs@census.gov). To learn more about SSOCS, please visit <http://www.nces.ed.gov/surveys/ssocs>.

Sincerely,

Chris Chapman  
Associate Commissioner  
National Center for Education Statistics  
U.S. Department of Education

Enclosures  
2022 SSOCS Questionnaire

NCES is authorized to conduct this survey by the Education Sciences Reform Act of 2002 (ESRA 2002, 20 U.S.C. §9543). All of the information you provide may be used only for statistical purposes and may not be disclosed, or used, in identifiable form for any other purpose except as required by law (20 U.S.C. §9573 and 6 U.S.C. §151). Reports of the findings from the survey will not identify participating districts, schools, or staff. Individual responses will be combined with those from other participants to produce summary statistics and reports.

2022 Initial E-mail to Principal – “Email-First” Before Treatment Group  
SSOCS-P1A

Subject: U.S. Department of Education Survey!

Dear <PRINCIPAL>:  
<SCHNAM>

We at the National Center for Education Statistics (NCES) within the U.S. Department of Education, need your help by completing the 2022 School Survey on Crime and Safety (SSOCS). SSOCS is the only national recurring survey that focuses on the frequency of crime and violence in public schools and the programs and practices developed to provide a safe school environment.

The COVID-19 pandemic is an unprecedented moment in history that has affected how schools keep students and staff safe. In response to the pandemic, Congress approved various relief packages to assist schools with implementing safety measures and getting the equipment needed to safely open back up for in-school instruction. The Department of Education relies on studies including SSOCS to help determine how to allocate funds. Your school is one of a small number of schools selected to represent the needs of many other schools. Your response is critical to ensuring that we have accurate data to base these decisions on. Therefore, we need your help by responding to the 2022 SSOCS. **We will be sending you a package at the school listed above with more information about the SSOCS<< and \$10 as a token of our appreciation>>.**

Your survey responses will be collected on a secure website. Please take time now to complete the SSOCS.

Respond now at <https://respond.census.gov/ssocs>

Log in using this User ID: <USERID>

Please be assured that reports of the findings from the survey will not identify schools by name. Individual responses will be combined with those from other participants to produce summary statistics and reports.

If you have any general questions about the study, contact the U.S. Census Bureau, the survey collection agency, at 1-888-595-1332 or via e-mail at [ssocs@census.gov](mailto:ssocs@census.gov). To learn more about SSOCS, visit <http://www.nces.ed.gov/surveys/ssocs>.

We look forward to your school’s participation in this important data collection effort.

Sincerely,

Chris Chapman  
Associate Commissioner  
National Center for Education Statistics  
U.S. Department of Education

2022 Initial E-mail to Principal – After Treatment / Control Group  
SSOCS-P1B

Subject line: U.S. Department of Education Survey!

Dear <PRINCIPAL>:  
<SCHNAM>

We at the National Center for Education Statistics (NCES) within the U.S. Department of Education, need your help by completing the 2022 School Survey on Crime and Safety (SSOCS). SSOCS is the only national recurring survey that focuses on the frequency of crime and violence in public schools and the programs and practices developed to provide a safe school environment.

The COVID-19 pandemic is an unprecedented moment in history that has affected how schools keep students and staff safe. In response to the pandemic, Congress approved various relief packages to assist schools with implementing safety measures and getting the equipment needed to safely open back up for in-school instruction. The Department of Education relies on studies including SSOCS to help determine how to allocate funds. Your school is one of a small number of schools selected to represent the needs of many other schools. Your response is critical to ensuring that we have accurate data to base these decisions on. Therefore, we need your help by responding to the 2022 SSOCS. **We recently sent you a package at the school listed above with more information about the SSOCS<< and \$10 as a token of our appreciation>>.**

Your survey responses will be collected on a secure website. Please take time now to complete the SSOCS.

Respond now at <https://respond.census.gov/ssocs>

Log in using this User ID: <USERID>

Please be assured that reports of the findings from the survey will not identify schools by name. Individual responses will be combined with those from other participants to produce summary statistics and reports.

If you have any general questions about the study, contact the U.S. Census Bureau, the survey collection agency, at 1-888-595-1332 or via e-mail at [ssocs@census.gov](mailto:ssocs@census.gov). To learn more about SSOCS, visit <http://www.nces.ed.gov/surveys/ssocs>.

We look forward to your school's participation in this important data collection effort.

Sincerely,

Chris Chapman  
Associate Commissioner  
National Center for Education Statistics  
U.S. Department of Education

Subject line: U.S. Department of Education Survey Reminder

Dear <PRINCIPAL>:

We need your help completing the 2022 School Survey on Crime and Safety (SSOCS), to gather statistics on the prevalence of programs and practices implemented to provide a safe school environment. Findings from the 2019–20 SSOCS indicated that 94 percent of all public schools reported having activities for students that included social emotional learning. We know social emotional learning is an important aspect of providing a safe environment in schools, therefore it is imperative to continue to collect updated information on this topic, as well as other similar topics.

If you have already logged in and completed your questionnaire, thank you very much for your participation. If not, I encourage you to take the time to do so. Your survey responses will be collected on a secure website.

Respond now at <https://respond.census.gov/ssocs>

Log in using this User ID: <USERID>

The success of this national survey depends on your participation. Only a small percentage of principals are selected to participate. We cannot substitute another principal for you. Please note that reports of the findings from the survey will not identify schools by name. Individual responses will be combined with those from other participants to produce summary statistics and reports.

If you have any general questions about the study, please contact the U.S. Census Bureau, the survey collection agency, at 1–888–595–1332 or via e-mail at [ssocs@census.gov](mailto:ssocs@census.gov). To learn more about SSOCS, visit <http://www.nces.ed.gov/surveys/ssocs>.

Sincerely,

Chris Chapman  
Associate Commissioner  
National Center for Education Statistics  
U.S. Department of Education

Subject line: U.S. Department of Education Survey-Reminder

Dear <PRINCIPAL>:

Your school was selected to participate in the School Survey on Crime and Safety (SSOCS). If you have already completed the survey, thank you for your assistance and please disregard this email. If you haven't had the opportunity to log on and complete the survey yet, we encourage you to do so. Your survey responses will be collected on a secure website.

Respond now at <https://respond.census.gov/ssocs>

Log in using this User ID: <USERID>

Your completed questionnaire will provide the nation accurate statistics on school crime and safety for the 2021–22 school year. Please note that reports of the findings from the survey will not identify schools by name. Individual responses will be combined with those from other participants to produce summary statistics and reports.

You may call with any questions or may complete the survey over the phone by calling the U.S. Census Bureau at 1–888–595–1332 or via e-mail at [ssocs@census.gov](mailto:ssocs@census.gov). To learn more about SSOCS, visit <http://www.nces.ed.gov/surveys/ssocs>.

Sincerely,

Chris Chapman  
Associate Commissioner  
National Center for Education Statistics  
U.S. Department of Education



Subject Line: Reminder! U.S. Department of Education Survey – Help Provide Information on Emergency Plans and Procedures

Dear <PRINCIPAL>:

Did you know that during the 2019–20 school year, 52 percent of all public schools reported having a written plan describing procedures to be performed in the event of a pandemic disease?

This information is collected on the School Survey on Crime and Safety (SSOCS), the only national recurring survey on the frequency of crime and violence in public schools and the programs and practices developed to provide a safe school environment. There is still time for your school to participate in the study. If you have already completed and returned your questionnaire, thank you! If not, in order for your school to be included in this study, which is used by Congress and the U.S. Department of Education program offices to determine where schools are in need of the most help with dealing with unprecedented circumstances, such as pandemics, it is critical that you respond now by clicking on the link below.

Respond now at <https://respond.census.gov/ssocs>

Log in using this User ID: <USERID>

Please note that reports of the findings from the survey will not identify schools by name. Individual responses will be combined with those from other participants to produce summary statistics and reports.

You may call with any questions or may complete the survey over the phone by calling the U.S. Census Bureau at 1–888–595–1332 or via e-mail at [ssocs@census.gov](mailto:ssocs@census.gov). To learn more about SSOCS, visit <http://www.nces.ed.gov/surveys/ssocs>.

Sincerely,

Chris Chapman  
Associate Commissioner  
National Center for Education Statistics  
U.S. Department of Education

Subject Line: Reminder! U.S. Department of Education Survey

Dear <PRINCIPAL>:

Did you know that during the 2019–20 school year, about 55 percent of schools provided diagnostic mental health assessments to evaluate students for mental health disorders and 42 percent provided treatment to students for mental health disorders?

This information is collected on the School Survey on Crime and Safety (SSOCS), the only national recurring survey on the frequency of crime and violence in public schools and the programs and practices developed to provide a safe school environment. There is still time for your school to participate in the study. If you have already completed and returned your questionnaire, thank you! If not, in order for your school to be included in this study, which is used by Congress and the U.S. Department of Education program offices to determine where schools are in need of the most help for providing resources to students, such as mental health services, it is critical that you respond now by clicking on the link below.

Respond now at <https://respond.census.gov/ssocs>

Log in using this User ID: <USERID>

Please note that reports of the findings from the survey will not identify schools by name. Individual responses will be combined with those from other participants to produce summary statistics and reports.

You may call with any questions or may complete the survey over the phone by calling the U.S. Census Bureau at 1–888–595–1332 or via e-mail at [ssocs@census.gov](mailto:ssocs@census.gov). To learn more about SSOCS, visit <http://www.nces.ed.gov/surveys/ssocs>.

Sincerely,

Chris Chapman  
Associate Commissioner  
National Center for Education Statistics  
U.S. Department of Education

2022 Fifth Reminder e-mail – All Treatments (TBD date in late May 2022)

Subject line: We Need Your Input! U.S. Department of Education Survey Reminder

Dear <PRINCIPAL>:

We need your help by participating in this study! Your responses to the 2022 School Survey on Crime and Safety (SSOCS) help the policy and program offices at the U.S. Department of Education design grant programs intended to address school safety, violence prevention, and school climate.

If you haven't had the opportunity to log on and complete the survey yet, we encourage you to do so now by clicking the link below. Your survey responses will be collected on a secure website.

**Respond now at <https://respond.census.gov/ssocs>**

**Log in using this User ID: <USERID>**

Your completed questionnaire will provide the nation accurate statistics on school crime and safety for the 2021–22 school year. Please note that reports of the findings from the survey will not identify schools by name. Individual responses will be combined with those from other participants to produce summary statistics and reports.

You may call with any questions or may complete the survey over the phone by calling the U.S. Census Bureau at 1–888–595–1332 or via email at [ssocs@census.gov](mailto:ssocs@census.gov). To learn more about SSOCS, visit <http://www.nces.ed.gov/surveys/ssocs>.

Sincerely,

Chris Chapman  
Associate Commissioner  
National Center for Education Statistics  
U.S. Department of Education

2022 Sixth Reminder e-mail – All Treatments (TBD date in early June 2022)

Subject line: There is Still Time! U.S. Department of Education Survey Reminder

Dear <PRINCIPAL>:

We need your help completing the 2022 School Survey on Crime and Safety (SSOCS), a federal survey that gathers statistics on programs and practices implemented across our nation to provide a safe school environment.

If you haven't had the opportunity to log on and complete the survey yet, we encourage you to do so. Your survey responses will be collected on a secure website.

**Respond now at <https://respond.census.gov/ssocs>**

**Log in using this User ID: <USERID>**

Please note that reports of the findings from the survey will not identify schools by name. Individual responses will be combined with those from other participants to produce summary statistics and reports.

If you have any questions contact the U.S. Census Bureau, the survey collection agency, by phone at 1-888-595-1332 or via email at [ssocs@census.gov](mailto:ssocs@census.gov). To learn more about SSOCS, visit <http://www.nces.ed.gov/surveys/ssocs>.

Sincerely,

Chris Chapman  
Associate Commissioner  
National Center for Education Statistics  
U.S. Department of Education

2022 Seventh Reminder e-mail – All Treatments (TBD data in June 2022)

Subject line: We need your response today- U.S. Department of Education Survey Reminder

Dear <PRINCIPAL>:

There is still time to complete the School Survey on Crime and Safety (SSOCS). You may respond now by clicking on the link below.

**Respond now at <https://respond.census.gov/ssocs>**

**Log in using this User ID: <USERID>**

Your completed questionnaire will provide the nation accurate statistics of programs and policies implemented to provide a safe school environment. Please note that reports of the findings from the survey will not identify schools by name. Your survey responses will be collected on a secure website. Individual responses will be combined with those from other participants to produce summary statistics and reports.

If you have any questions contact the U.S. Census Bureau, the survey collection agency, by phone at 1-888-595-1332 or via email at [ssocs@census.gov](mailto:ssocs@census.gov). To learn more about SSOCS, visit <http://www.nces.ed.gov/surveys/ssocs>.

Sincerely,

Chris Chapman  
Associate Commissioner  
National Center for Education Statistics  
U.S. Department of Education



2022 Reminder email – All Treatments (TBD in the Spring or Summer of 2022)

Subject line: U.S. Department of Education Survey – Please respond!

Dear <PRINCIPAL>:

Data collection for the School Survey on Crime and Safety (SSOCS) is coming to a close. Don't miss your opportunity to contribute to data that are used by the U.S. Department of Education's policy and program offices for making policy decisions and designing grant programs intended to address school safety, violence **prevention** programs, and school climate.

If you have already responded to our survey, thank you! If you have not responded yet, please click on the link below

**Respond now at <https://respond.census.gov/ssocs>**

**Log in using this User ID: <USERID>**

Your survey responses will be collected on a secure website and schools will not be identified by name in any reports. We appreciate your help in this important data collection effort!

SSOCS is conducted by the National Center for Education Statistics (NCES) within the U.S. Department of Education and collected by the U.S. Census Bureau. If you have any general questions about the study or if you wish to complete the survey with assistance, please contact the U.S. Census Bureau at 1-888-595-1332 or via email at [ssocs@census.gov](mailto:ssocs@census.gov). To learn more about SSOCS, visit <http://www.nces.ed.gov/surveys/ssocs>.

Sincerely,

Chris Chapman  
Associate Commissioner  
National Center for Education Statistics  
U.S. Department of Education

2022 Thank You Email to Principals (August 2022)

Subject line: Thank You!

Dear <PRINCIPAL>:

The National Center for Education Statistics (NCES) of the U.S. Department of Education would like to thank you for making the 2022 School Survey on Crime and Safety (SSOCS) a success!

SSOCS is the only nationally representative survey that collects data on crime and safety from a principal's perspective, so we appreciate you taking time out of your busy schedule to represent your school in this important effort. Overall, we were able to gather data from over <insert number> schools. Your participation was crucial in helping us achieve this success.

Please visit <https://ies.ed.gov/newsflash/> and sign up to receive up-to-date alerts about a number of education topics, including crime and safety in schools. Tables and reports based on data from the 2019–20 SSOCS and earlier SSOCS administrations are available on the NCES website. In addition to these data products, tables and reports based on the 2021–22 SSOCS will be posted to our website at <http://www.nces.ed.gov/surveys/ssocs> upon release.

Again, thank you for your time and participation.

Sincerely,

Chris Chapman  
Associate Commissioner  
National Center for Education Statistics  
U.S. Department of Education

2022 Letter to Principal – Replacement Questionnaire  
SSOCS-17L

Dear <PRINCIPAL>:

Recently, someone in your school contacted the U.S. Census Bureau regarding the School Survey on Crime and Safety (SSOCS), a national study that collects information about crime and safety in public schools. Enclosed is the replacement questionnaire requested.

Your survey responses can also be collected on the secure website listed below.

<p>Respond now at <a href="https://respond.census.gov/ssocs">https://respond.census.gov/ssocs</a> Log in using this User ID: &lt;USERID&gt;</p>
---

Please complete within two weeks. A postage-paid return envelope is enclosed for your convenience. If you have any general questions about the survey, please contact the U.S. Census Bureau, the survey collection agency at 1-888-595-1332 or via e-mail at [ssocs@census.gov](mailto:ssocs@census.gov). To learn more about SSOCS, please visit <http://www.nces.ed.gov/surveys/ssocs>.

Sincerely,

Chris Chapman  
Associate Commissioner  
National Center for Education Statistics  
U.S. Department of Education

Enclosures  
2022 SSOCS Questionnaire

NCES is authorized to conduct this survey by the Education Sciences Reform Act of 2002 (ESRA 2002, 20 U.S.C. §9543). All of the information you provide may be used only for statistical purposes and may not be disclosed, or used, in identifiable form for any other purpose except as required by law (20 U.S.C. §9573 and 6 U.S.C. §151). Reports of the findings from the survey will not identify participating districts, schools, or staff. Individual responses will be combined with those from other participants to produce summary statistics and reports.

2022 Thank You Letter to Principal (August 2022)  
SSOCS-18L

Dear <PRINCIPAL>:

The National Center for Education Statistics (NCES) of the U.S. Department of Education would like to thank you for making the 2022 School Survey on Crime and Safety (SSOCS) a success!

SSOCS is the only nationally representative survey that collects data on crime and safety from a principal's perspective, so we appreciate you taking time out of your busy schedule to represent your school in this important effort. This school year, we were able to gather data from over <insert number> schools. Your participation was crucial in helping us achieve this success.

Please visit <http://ies.ed.gov/newsflash/#nces> and sign up to receive up-to-date alerts about a number of education topics, including crime and safety in schools. Tables based on data from the 2019-20 SSOCS and earlier SSOCS administrations are available on the NCES website. In addition to these data products, tables and reports based on the 2021–22 SSOCS will be posted to our website at <http://www.nces.ed.gov/surveys/ssocs> upon release.

Again, thank you for your time and participation.

Sincerely,

Chris Chapman  
Associate Commissioner  
National Center for Education Statistics  
U.S. Department of Education

2022 Thank You Letter to District (August 2022)  
SSOCS-18L(D)

Dear <insert name>:

The National Center for Education Statistics (NCES) of the U.S. Department of Education would like to thank you for making the 2021–22 School Survey on Crime and Safety (SSOCS) a success!

SSOCS is the only nationally representative survey that collects data on crime and safety from a principal’s perspective, so we appreciate your approval of our application to conduct research within your district. Overall, we were able to gather data from over <insert number> schools. Your approval was crucial in helping us achieve this success.

Please visit <http://ies.ed.gov/newsflash/#nces> and sign up to receive up-to-date alerts about a number of education topics, including crime and safety in schools. Tables based on data from the 2019-20 SSOCS and earlier SSOCS administrations are available on the NCES website. In addition to these data products, tables and reports based on the 2021–22 SSOCS will be posted to our website at <http://www.nces.ed.gov/surveys/ssocs> upon release.

Again, thank you for your approval.

Sincerely,

Chris Chapman  
Associate Commissioner  
National Center for Education Statistics  
U.S. Department of Education



**What is the SSOCS?**

The School Survey on Crime and Safety (SSOCS) is a national survey of elementary and secondary public schools that collects information on school safety, including school practices related to the prevention and reduction of crime, the frequency of school crime and violence, and disciplinary actions used to handle infractions. This survey does not involve students, parents, or teachers, and does not involve any use of classroom time.

**What happens if a school refuses to participate?**

All participation is voluntary. There are no penalties for not participating in the study. However, each school in the SSOCS sample was selected to represent schools with similar characteristics. When a school refuses to participate, we're unable to replace that school. This means we'll have fewer responses which will result in less precision in our estimates and the potential to not be able to report out estimates for schools like yours. When completing the questionnaire, respondents can skip any question they do not want to answer. If you are hesitant to be a part of the study, please reach out to the 2022 SSOCS staff at 1-888-595-1332 or via e-mail at [ssocs@census.gov](mailto:ssocs@census.gov) to address any concerns you may have.

**How will the names of participants and their responses be kept confidential?**

Under law, all of the information provided by schools may be used only for statistical purposes and may not be disclosed, or used, in identifiable form for any other purpose except as required by law (20 U.S.C. §9573 and 6 U.S.C. §151). All staff working on the study have signed an Affidavit of Nondisclosure where they swear to abide by this law. Employees, including temporary employees, or other persons who have sworn to observe the limitations imposed by this law, who knowingly publish or communicate any individually identifiable information will be subject to fines of up to \$250,000, or up to 5 years in prison, or both (Class E felony).

**That sounds like governmentese. What are you really telling me?**

By law, we can only use your responses for reporting crime and safety information at an aggregate level, which means we're combining your information with those from other participating schools to produce summary statistics and reports. All staff working on the project have sworn to abide by the law to not disclose information provided by participants in the study. Check out the 2018 SSOCS First Look Report to see how the estimates are displayed at <https://nces.ed.gov/pubs2019/2019061.pdf>.

**The letter says this is a U.S. Department of Education survey. Who is NCES and why is the Census Bureau involved?**

We understand this is confusing. The National Center for Education Statistics (NCES) is the primary federal entity for collecting and analyzing data related to education in the United States. NCES is located within the U.S. Department of Education and the Institute of Education Sciences. NCES fulfills a Congressional mandate to collect, collate, analyze, and report complete statistics on the condition of education in the United States; conduct and publish reports; and review and report on education activities internationally. While NCES conducts the surveys, we partner with the U.S. Census Bureau to fulfill the data collection operations. This is why you see mailing labels, email addresses, and contact information from the Census Bureau.

**Do public school and school safety organizations endorse the SSOCS?**

Yes! Check out the insert in the package to see a list of public school and school safety organizations that endorse the SSOCS.

Item: Welcome Page



School Survey on Crime and Safety (SSOCS)  
2021–22 School Year



- [Instructions](#)
- [FAQs](#)
- [Definitions](#)
- [Endorsers](#)
- [Contact Us](#)

Welcome to the 2021–22 School Survey on Crime and Safety (SSOCS)

→ Enter the 8-digit User ID provided in the e-mail and letter that we sent you.

User ID:

Login

E-mail us: [ssocs@census.gov](mailto:ssocs@census.gov)

Call us: 1-888-595-1332

The National Center for Education Statistics (NCES), within the U.S. Department of Education, is authorized to conduct this survey by the Education Sciences Reform Act of 2002 (ESRA 2002, 20 U.S.C. §9543). All of the information you provide may be used only for statistical purposes and may not be disclosed, or used, in identifiable form for any other purpose except as required by law (20 U.S.C. §9573 and 6 U.S.C. §151).

According to the Paperwork Reduction Act of 1995, no persons are required to respond to a collection of information unless it displays a valid OMB control number. The valid OMB control number for this voluntary information collection is 1850-0761. The time required to complete this information collection is estimated to average 53 minutes per response, including the time to review instructions, search existing data resources, gather the data needed, and complete and review the information collection. If you have any comments concerning the accuracy of the time estimate, suggestions for improving this collection, or comments or concerns about the contents or the status of your individual submission of this questionnaire, please e-mail: [ssocs@census.gov](mailto:ssocs@census.gov), or write directly to: School Survey on Crime and Safety (SSOCS), National Center for Education Statistics, Potomac Center Plaza, 550 12th Street SW, Room #4052, Washington, DC 20202.

U.S. Census Bureau Notice and Consent Warning

You are accessing a United States Government computer network. Any information you enter into this system is confidential. It may be used by the Census Bureau for statistical purposes and to improve the website.

Use of this system indicates your consent to collection, monitoring, recording, and use of the information that you provide for any lawful government purpose. So that our website remains safe and available for its intended use, network traffic is monitored to identify unauthorized attempts to access, upload, change information, or otherwise cause damage to the web service. Use of the government computer network for unauthorized purposes is a violation of Federal law and can be punished with fines or imprisonment (PUBLIC LAW 99-474).

OMB No.: 1850-0761  
OMB Expiration Date: 07/31/2024

[Accessibility](#) | [Security](#)

Item: PIN & Security Question:



**School Survey on Crime and Safety (SSOCS)**  
2021–22 School Year



[Instructions](#) [FAQs](#) [Definitions](#) [Endorsers](#) [Contact Us](#)

[Save and Continue Later](#)

Please make note of the PIN below.

**PIN: 8893**

The PIN will allow you to log back into the SSOCS survey if the session times out or you wish to access the SSOCS survey at a later time.

The session will time out if left idle for more than 15 minutes.

Please select a security question to answer. If you forget your PIN, you will be asked to provide this answer to re-enter the survey.

Security Question:

Answer:

[Next >](#)

OMB No.: 1850-0761  
OMB Expiration Date: 07/31/2024

[Accessibility](#) | [Security](#)

Item: PIN Reset:



**School Survey on Crime and Safety (SSOCS)**  
2021–22 School Year



[Instructions](#) [FAQs](#) [Definitions](#) [Endorsers](#) [Contact Us](#)

Please provide the answer to the following security question to reset your PIN for the School Survey on Crime and Safety (SSOCS).

**Who was your childhood hero?**

Answer:

Please contact us by phone at 1-888-595-1332 if you do not know your security question response.


[Return to Login](#)

[Submit >](#)


OMB No.: 1850-0761  
OMB Expiration Date: 07/31/2024

[Accessibility](#) | [Security](#)

Item: New PIN:



**School Survey on Crime and Safety (SSOCS)**  
2021–22 School Year



Instructions   FAQs   **Definitions**   Endorsers   Contact Us

## Your new PIN is: **8660**


Please log in using your new PIN.

[← Return to Login](#)


OMB No.: 1850-0761  
OMB Expiration Date: 07/31/2024

[Accessibility](#) | [Security](#)

Item: Welcome page for returning users:



**School Survey on Crime and Safety (SSOCS)**  
2021–22 School Year



Instructions   FAQs   Definitions   Endorsers   Contact Us

### Welcome to the 2021–22 School Survey on Crime and Safety (SSOCS)

→ Enter the 8-digit User ID provided in the e-mail and letter that we sent you.

User ID:

PIN:  (Returning users only)

[Forgot PIN?](#)

[Login](#)

E-mail us: [ssocs@census.gov](mailto:ssocs@census.gov)  
Call us: 1-888-595-1332

The National Center for Education Statistics (NCES), within the U.S. Department of Education, is authorized to conduct this survey by the Education Sciences Reform Act of 2002 (ESRA 2002, 20 U.S.C. §9543). All of the information you provide may be used only for statistical purposes and may not be disclosed, or used, in identifiable form for any other purpose except as required by law (20 U.S.C. §9573 and 6 U.S.C. §151).

According to the Paperwork Reduction Act of 1995, no persons are required to respond to a collection of information unless it displays a valid OMB control number. The valid OMB control number for this voluntary information collection is 1850-0761. The time required to complete this information collection is estimated to average 53 minutes per response, including the time to review instructions, search existing data resources, gather the data needed, and complete and review the information collection. If you have any comments concerning the accuracy of the time estimate, suggestions for improving this collection, or comments or concerns about the contents or the status of your individual submission of this questionnaire, please e-mail: [ssocs@census.gov](mailto:ssocs@census.gov), or write directly to: School Survey on Crime and Safety (SSOCS), National Center for Education Statistics, Potomac Center Plaza, 550 12th Street SW, Room #4052, Washington, DC 20202.



**Thank you very much for your participation in the 2021–22 School Survey on Crime and Safety.**

Your answers have been submitted to the U.S. Census Bureau. If you have any questions or would like to change a response, please contact us, toll-free, at 1-888-595-1332 or by e-mail at [ssocs@census.gov](mailto:ssocs@census.gov).




**If you would like a copy of your responses for your records, please click the PDF icon above.  
This copy is for your records only.**

[Exit Survey](#)

To learn more about this survey and to access reports from earlier collections, see the School Survey on Crime and Safety (SSOCS) website at: <https://nces.ed.gov/surveys/ssocs>

Additional data collected by the National Center for Education Statistics (NCES) on a variety of topics in elementary, secondary, postsecondary, and international education are available from the NCES website at: <https://nces.ed.gov>

For additional data collected by various Federal agencies, including the Department of Education, visit the Federal Statistics clearinghouse at: <https://www.usa.gov/statistics>

The letters PDF or the  icon indicate a document is in the [Portable Document Format \(PDF\)](#). To view the file you will need the [Adobe® Reader](#), which is available for **free** from the Adobe web site.



Item: Instructions Tab (instructions)  
[Return to Survey \(button\)](#)

The screenshot shows a modal window titled "Instructions" with a close button (X) in the top right corner. The modal contains a list of instructions for users. The background shows a portion of the website's navigation and login area, including the Department of Education logo, "Instructions" and "FAQ" links, a "Welcome to the 2021-22 School Survey" message, and a login form with fields for "User ID" (containing "2200-345") and "PIN", along with a "Forgot PIN?" link and a "Log In" button. The footer of the page includes contact information for the National Center for Education Statistics and a notice about the survey's purpose.

**Instructions**












- Please have this questionnaire filled out by the person(s) most knowledgeable about school crime and policies to provide a safe environment. Please complete and submit the survey within two weeks.
- Some questions refer to the 2021–22 school year. Please report for the school year to date.
- Definitions are available for many terms. Defined terms are in blue throughout the survey. Definitions for these terms can be accessed by clicking directly on these words within survey items or by visiting the "Definitions" tab.
- Some questions ask for counts or percents of items. Please select the "None" box, rather than leaving the item blank, if the number of such items at your school is zero.
- Please use the "Previous" and "Next" buttons at the bottom of each page to navigate through the survey, rather than your browser's back button.
- Each time you complete a page, your answers are saved.
- If you do not have the time to dedicate to the entire survey now, you may complete what you are able to and log out by clicking the "Save and Continue Later" button in the upper right hand side of the toolbar. **Your responses for all prior items will be saved but your responses for the current item will not be saved.** If you wish to save your responses on the current item before logging out, you must click the "Next" button prior to clicking the "Save and Continue Later" button.
- Sessions will expire (requiring you to log back in) after 15 minutes of inactivity.

[Close](#)

Item: Endorsers Tab (endorsers)

### Endorsers

This Survey Has Been Endorsed By:

- American Association of School Administrators  
  
THE SCHOOL SUPERINTENDENTS ASSOCIATION
- American School Counselors Association  
  
AMERICAN SCHOOL COUNSELOR ASSOCIATION
- Association for Middle Level Education  
  
AMLE
- Collaborative for Academic, Social and Emotional Learning  
  
CASEL
- Council of Chief State School Officers  
  
Council of Chief State School Officers
- Education Northwest  
  
education northwest
- National Association of Elementary School Principals  
  
naesp National Association of Elementary School Principals
- National Association of Secondary School Principals  
  
NASSP National Association of Secondary School Principals
- National Association of State Board of Education  
  
NASBE National Association of State Boards of Education
- National Education Association  
  
nea NATIONAL EDUCATION ASSOCIATION
- School Social Work Association of America  
  
School Social Work Association of America
- American Federation of Teachers
- Association of American Educators
- Council of the Great City Schools
- National Association of School Psychologists
- National Association of School Resource Officers
- National Association of School Safety and Law Enforcement Officers
- National Center for School Mental Health
- National School Boards Association
- National School Safety Center
- School Safety Advocacy Council
- UCLA Center for Mental Health in Schools
- University of Arkansas Criminal Justice Institute

[Close](#)

Item: FAQs Tab (pop out)

The screenshot shows a web interface for the School Survey on Crime and Safety (SSOCS). A pop-up window titled "FAQs" is displayed over the main content. The pop-up contains a list of frequently asked questions and their responses. The questions are:

- [Why did our school get selected?](#)
- [What kinds of questions does the School Survey on Crime Safety ask?](#)
- [What is the purpose of this survey?](#)
- [Why should I participate in this survey?](#)
- [The letter says this is a U.S. Department of Education Survey. Who is NCES and why is the Census Bureau involved?](#)
- [How will my information be reported?](#)
- [How will the names of participants and their responses be kept confidential?](#)
- [How will these data be used?](#)
- [How often is the SSOCS administered?](#)
- [Where can I see the results of the SSOCS?](#)
- [How do I know this survey is legitimate?](#)
- [How long will the survey take to complete?](#)
- [What is the importance of this survey?](#)
- [Who authorizes this survey?](#)
- [Who can answer general questions regarding this survey?](#)

The answer for the first question, "Why did our school get selected?", is:

From all the public schools in the United States, we selected a random stratified sample of about 4,800 schools that represent the nation for the School Survey on Crime and Safety. Your school happened to be one of those selected. Your responses will represent schools with similar demographics that were not selected for the survey.

Each question is listed as a link. Move the screen down to the appropriate answer text when the user clicks on a question.

Return to Survey (button)

List the following questions as links. When clicked, display the appropriate answer text.

**Why did our school get selected?**

From all the public schools in the United States, we selected a random stratified sample of about 4,800 schools that represent the nation for the 2022 School Survey on Crime and Safety. Your school happened to be one of those selected. Your responses will represent schools with similar demographics that were not selected for the survey.

**What kinds of questions does the School Survey on Crime & Safety ask?**

- Frequency and types of crimes at schools, including rape, sexual assault, attacks with or without weapons, robbery, theft, and vandalism;
- Frequency and types of disciplinary actions such as removals, transfers, and suspensions for selected offenses;
- Perceptions of other disciplinary problems such as bullying, verbal abuse, and disorder in the classroom;
- Description of school policies and programs concerning crime and safety;
- Description of the pervasiveness of student and teacher involvement in efforts that are intended to prevent or reduce school violence;
- Mental health services available to students at school; and
- General school characteristics.

**What is the purpose of this survey?**

SSOCS is the primary source of school-level data on crime and safety for the U.S. Department of Education. This study collects information on school crime and safety from school principals in primary, middle, high, and combined schools across the United States. As an ongoing survey, the SSOCS measures changes over time on key issues.

Gathering this information will help schools compare their policies and programs to schools nationwide. It will also help researchers and policymakers identify trends in crime and safety across time and identify emerging problems or issues.

**Why should I participate in this survey?**

Although this is a voluntary survey, your cooperation is essential to make the results of this survey comprehensive, accurate, and timely.

Policymakers and education leaders rely on data from this survey to inform their decisions concerning school programs and policies to reduce crime. Since it is a sample survey, your responses represent the responses of many schools that serve similar student populations. Higher response rates give us confidence that the findings are accurate.

### **Who is conducting this survey?**

SSOCS is conducted by the National Center for Education Statistics (NCES), part of the Institute of Education Sciences (IES), within the United States Department of Education. The U.S. Census Bureau is collecting data on behalf of NCES. NCES is authorized to conduct this survey by the Education Sciences Reform Act of 2002 (ESRA 2002, 20 U.S.C. §9543). Participation is voluntary.

As part of the Department of Education, NCES fulfills a Congressional mandate to:

- Collect, collate, analyze and report complete statistics on the condition of American education;
- Conduct and publish reports; and
- Review and report on education activities internationally.

### **How will my information be reported?**

The information you provide will be combined with the information provided by others in statistical reports. No individual data that links to your name, address, or telephone number will be included in the statistical reports.

### **How will these data be used?**

These data are being collected for the U.S. Department of Education, National Center for Education Statistics (NCES).

Results from the study will be used to increase knowledge of policies and programs schools use to address school crime and safety. Results will also show comparisons on crime and safety data across time from the 2000, 2004, 2006, 2008, 2010, 2016, 2018, and 2020 surveys.

Summary data from the study will be placed into a public-use dataset for researchers and policy-makers. The dataset is rigorously tested prior to release to ensure no individual schools can be identified.

Reports will be published based on the SSOCS data. You will be able to compare your school's problems and policies with those of schools that are similar to yours.

### **How often has the SSOCS been administered?**

The SSOCS was administered in the spring of the 1999–2000, 2003–04, 2005–06, 2007–08, 2009–10, 2015–16, 2017–18, and 2019–20 school years.

### **Where can I see the results of the SSOCS?**

Downloadable reports from the 1999–2000, 2003–04, 2005–06, 2007–08, 2009–10, 2015–16, 2017–18, and 2019–20 data collections of the SSOCS such as *Crime and Safety in America's Public Schools: Selected Findings from the School Survey on Crime and Safety* are available at <http://www.nces.ed.gov/surveys/ssocs>. Also included on the website is a table library with hundreds of tables that provide estimates on school crime and violence by selected school and student characteristics.

### **How do I know this survey is legitimate?**

You can verify the legitimacy of our survey or find out more information on the survey's website at [www.nces.ed.gov/surveys/ssocs](http://www.nces.ed.gov/surveys/ssocs). You may also contact the Census Bureau at 1-800-221-1204 or by email at [addp.education.surveys@census.gov](mailto:addp.education.surveys@census.gov).

### **How long will the survey take to complete?**

The length of the survey will depend on the characteristics of your school, but for most people it will take about 60 minutes to complete. That time includes time spent filling out the survey itself and referring to additional information sources for the information requested.

### **What is the importance of this survey!**

Measuring the extent of school crime is important for many reasons. The safety of students and teachers is a primary concern, but the nature and frequency of school crime have other important implications as well. Safety and discipline are necessary for effective education. In order to learn, students need a secure environment where they can concentrate on their studies. Dealing with school crime requires school resources. Gathering this information should help researchers and policy-makers devise strategies to address these problems in our schools.

### **Who authorizes this survey?**

The U.S. Census Bureau is administering this survey for NCES as authorized by the Education Sciences Reform Act of 2002 (ESRA 2002, 20 U.S.C. §9543). The Office of Management and Budget (OMB) approved this survey. The OMB control number is 1850-0761 and the approval expiration date is 07/31/2024.

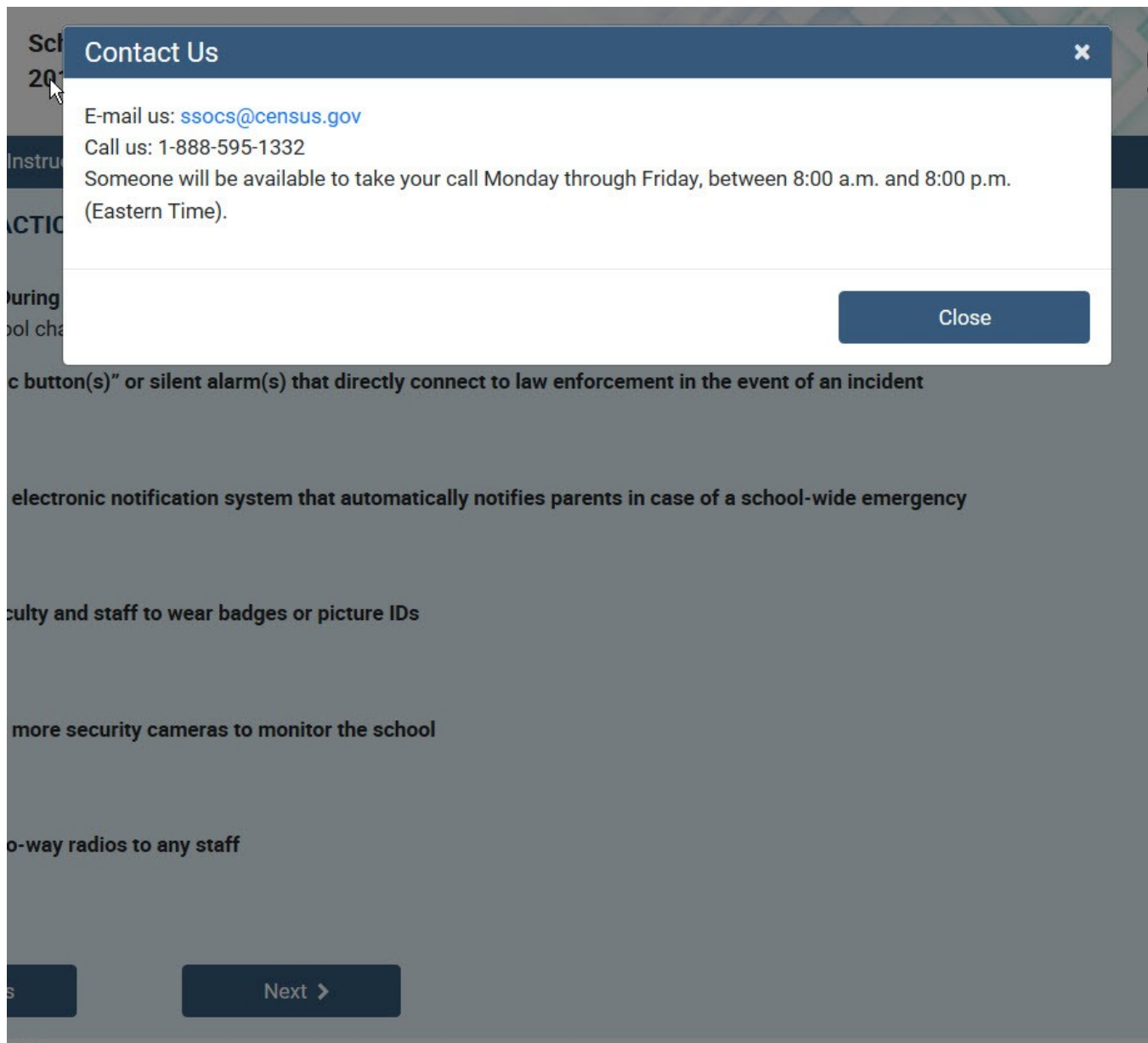
Who can answer general questions regarding this survey?

Please contact the U.S. Census Bureau at 1-888-595-1338 if you have any questions about the survey. Someone will be available to take your call Monday through Friday, between 8:00 a.m. and 8:00 p.m. (Eastern Time). At any other time, please leave a message and someone will return your call as soon as possible. The U.S. Census Bureau is also available to answer your questions via e-mail at [addp.education.surveys@census.gov](mailto:addp.education.surveys@census.gov).

- A 'Go back to FAQ list' button is provided after the answer to each question. This button returns the user to the top of the page where all questions are displayed.



Item: Contact Us Tab (pops out)



Text Reads (in black font):

“CONTACT US  
Email us: [ssocs@census.gov](mailto:ssocs@census.gov)  
Call us: 1-888-595-1332  
Someone will be available to take your call Monday through Friday, between 8:00 a.m. and 8:00 p.m. (Eastern Time).”

Item: Definitions Tab (definitions)  
[Return to Survey \(button\)](#)

This will include terms and definitions that will be identical to the Definitions page on the paper version of the questionnaire (Appendix B).



### Item: Accessibility Screen (accessibility)

- Return to Survey (button)
- This screen is accessible by clicking on the “Accessibility” link at the bottom of the page.

Text Reads As:

#### Accessibility

The Census Bureau is committed to making online forms and other public documents on its Internet server accessible to all. Currently, we are reviewing our web sites and making modifications to those pages, which are not in compliance with the Americans with Disabilities Act. We use Hypertext Markup Language (HTML) to create pages that are generally accessible to persons using screen-reading devices, and we are careful in our construction of HTML documents to ensure maximum accessibility. We include alternate text describing graphics.

Many Census Bureau Internet documents are in ASCII or HTML formats. These documents are accessible to persons using screen-reading software. We also have a large number of documents in Adobe Acrobat PDF (Portable Document Format) files. Currently, many people using screen-reading devices cannot read documents in PDF format, specifically those that were created from a scanned hard copy.

Adobe Systems, Inc. is producing various products designed to make Adobe Acrobat documents accessible to persons using screen-reading software. Adobe's [accessibility web pages](#) describe their efforts.

To allow us to better serve those with visual disabilities who are having difficulty accessing PDF documents; you may contact us directly for further assistance at 301-763-INFO (4636), 800-923-8282, or by submitting a request at [ask.census.gov](#).

### Item: Security Screen (security)

- Return to Survey (button).
- This screen is accessible by clicking on the “Security” link at the bottom of the page.

Text Reads As:

#### “Data are Encrypted at all Times

Our secure servers use Hypertext Transfer Protocol over Secure Socket Layer (HTTPS) to ensure the encrypted transmission of data between your browser and the U.S. Census Bureau. This means that instead of sending readable text over the Internet, both your browser and our servers encode (scramble) all text using a security key. That way, personal data sent to your browser and data you send back are extremely difficult to decode in the unlikely event of interception by an unauthorized party. As a result of this, your browser must be capable of using the required encryption protocol and strength in order to connect to our servers. If you cannot connect to our secure servers, please upgrade to a newer browser.

#### Third Party Identity Proofing

Our secure servers use a digital certificate (digital ID) issued by a trusted, third party Certificate Authority (CA) as proof of identity. The only way to be sure of a web site's authenticity is to view their digital ID. In this way, you can be assured that you are not being "spoofed" or tricked by an imposter. The digital ID will contain information such as the name of the organization that owns the web site, the site's registered internet name/address, and the name of the Certification Authority under which the digital ID was issued. The method for viewing a web site's Digital Certificate/ID varies depending on the web browser. Please see your browser's "Help" information for instructions on how to verify a web site's identity. “

Header

<SSOCS logo> <School Survey on Crime and Safety (SSOCS)>  
<Publications & Products> <SSOCS & SCS Table Library> <Staff>

Left panel

<Overview>  
<Survey Topics>  
<Data Products>  
<Questionnaires>  
<Join NewsFlash>

<Overview>

The School Survey on Crime and Safety (SSOCS) is the primary source of school-level data on crime and safety for the U.S. Department of Education, National Center for Education Statistics (NCES). The SSOCS is a nationally representative cross-sectional survey of 4,800 public elementary and secondary schools. To find out more information about SSOCS, please click on the questions below.

I. What is SSOCS?

The School Survey on Crime and Safety (SSOCS) is the National Center for Education Statistics' sample survey of the nation's public schools designed to provide estimates of school crime, discipline, disorder, programs and policies. SSOCS is administered to public primary, middle, high, and combined school principals in the spring of even-numbered school years.

II. Who participates in SSOCS?

Approximately 4,800 public school principals are selected to receive the SSOCS questionnaire. The SSOCS sample is large enough to provide national estimates of all public schools, while taking into account a number of factors, including the level of instruction, student enrollment size, and urbanicity.

III. When is SSOCS administered?

SSOCS is administered during the spring of the school year to allow principals to report the most complete information possible. SSOCS was first administered to principals in the spring of the 1999–2000 school year. It has since been administered in the springs of the 1999–2000, 2003–04, 2005–06, 2007–08, 2009–10, 2015–16, and 2017–18 school years. It will be administered again in the spring of the 2019–20 school year. Sampling details for each SSOCS administration can be found in its data products.

IV. What topics are covered by SSOCS?

The SSOCS questionnaire asks principals to report on a variety of topics related to crime and safety, including:

- School Practices and Programs,
- Parent and Community Involvement at School,
- School Security Staff,
- School Mental Health Services,
- Staff Training and Practices,
- Limitations on Crime Prevention,
- Incidents,
- Disciplinary problems and actions, and
- Other school characteristics related to school crime.

V. Where can I learn more about SSOCS and other crime and safety data collections?

The SSOCS [Publications and Products](#) page contains SSOCS data products, reports, and other publications. The [Crime and Safety Surveys](#) page has information on SSOCS and other surveys.

<Survey Topics>

Sections of the SSOCS questionnaire are composed of items about specific topics. Click on the section name to read more about these topics.

1. School Practices and Programs

The first section of SSOCS, entitled "School Practices and Programs," addresses current school practices and programs relating to crime and discipline. Numerous practices and programs are included in this section to inform procedures by which schools attempt to prevent and reduce crime, disorder, and violence, as well as procedures to ensure the most effective response to a myriad of potential crisis situations. Although the data are not intended to be used to evaluate the state of national school practices, the variables detailed in this section arguably present a foundation from which policymakers and researchers can begin to understand environments in which crime occurs and may be used as a catalyst for influencing safer schools

2. Parent and Community Involvement at School  
The second section of SSOCS, "Parent and Community Involvement at School," seeks to collect information about efforts on behalf of schools to involve parents in maintaining school discipline and in responding to student problem behaviors. It also addresses the level of parent or guardian participation in school-related activities. This section additionally seeks to inform the extent to which community groups and related organizations and agencies are involved in schools' efforts to promote safe schools, including juvenile justice agencies, social service agencies, and religious organizations.
3. School Security Staff  
This third section of SSOCS, "School Security Staff," asks respondents about the presence of security guards, security personnel, and sworn law enforcement officers at their school. These questions seek to collect data that will illustrate the coexistence of the presence of these personnel and reports of school crime. This section also asks the respondent questions about the presence of school security during various times throughout the school day and after school hours, the number of full- and part-time security employees, whether they were armed, as well as their participation in particular school activities such as training teachers and staff in school safety or crime prevention and mentoring students.
4. School Mental Health Services  
The fourth section asks respondents whether their school provided diagnostic mental health assessments and treatment to students and whether these services were provided in school or outside of school. Assessing the types of mental health services provided by schools as well as the location of these services demonstrates how well-equipped schools are to deal with students who have mental health disorders.
5. Staff Training and Practices  
The fifth section of SSOCS, entitled "Staff Training and Practices," asks respondents about training provided by the school or school district for classroom teachers or aides. Topics addressed include classroom management, school-wide discipline policies and practices related to violence, safety procedures, and the identification of potentially violent students and those that are using illegal substances. This section also enquires about training for positive behavioral intervention strategies. A school's use of such profiles may affect school-wide levels of discipline, yet also serve to achieve prevention through student-specific targeted interventions.
6. Limitations on Crime Prevention  
The sixth section of SSOCS, entitled "Limitations on Crime Prevention," asks respondents whether their efforts to reduce or prevent crime have been constrained by any factors related to teachers, parents, students, or administrative policies. Such limitations include inadequate teacher training or lack of teacher support for school policies, likelihood of complaints from parents, fear of student retaliation, and federal, state, or district policies on discipline and safety. The data from this section can be used to determine whether these limitations are indeed correlated with school crime.
7. Incidents  
The seventh section of SSOCS, "Number of Incidents," asks respondents about the frequency of a range of serious criminal incidents recorded as occurring on their school campuses. It is important to note that this section refers to specific incidents, not the number of victims or offenders, and the respondent was asked to include recorded incidents committed by both students and non-students. In addition to the total number of recorded incidents, respondents were asked to report how many of the recorded incidents were reported to the police. The criminal incidents this section discusses include rape, robbery, physical attack, theft, possession of a weapon, alcohol or illegal drugs, and vandalism. It also asks for the number of hate crimes, shootings, and homicides.
8. Disciplinary Problems and Actions  
The eighth section of SSOCS, entitled "Disciplinary Problems and Actions," asks about the degree to which schools face a variety of disciplinary problems and their response. School administrators were asked about the availability and use of a number of disciplinary actions, as well as the use of disciplinary actions including removals from school, transfers, and out-of-school suspensions for specified offenses. The data provided by this section will be helpful in assessing the impact of schools' control of lesser violations, as well as providing another measure of the disciplinary measures used in U.S. schools.
9. School Characteristics  
The ninth section of SSOCS, entitled "School Characteristics," asks respondents about the structural characteristics of the school campus and features of the student body. Variables include total enrollment, English proficiency, percentage of students eligible for free or reduced-price lunch, percentage male enrollment, typical number of classroom changes, level of crime where the school is located and in the areas where students live, and the number of student transfers in and out of their particular school. Correlating these characteristics with incidence of crime and safety practices will assist in developing targeted efforts to address the specific needs of schools.

<Data Products>

Public-use data files from past iterations of SSOCS can be downloaded in various software formats by clicking on the links below. Survey documentation can be viewed, downloaded, and printed as PDF files. ASCII files are below and can be used with the setup files provided to read in data to formats that are not provided on this page. To request access to restricted-use SSOCS data, please visit the [restricted-use data licenses page](#).

School Survey on Crime and Safety (SSOCS)

[2017-18 SSOCS Data Products \(link goes to section below\)](#)

[2015-16 SSOCS Data Products \(link goes to section below\)](#)

[2009-10 SSOCS Data Products \(link goes to section below\)](#)

[2007-08 SSOCS Data Products \(link goes to section below\)](#)

[2005-06 SSOCS Data Products \(link goes to section below\)](#)

[2003-04 SSOCS Data Products \(link goes to section below\)](#)

[1999-2000 SSOCS Data Products \(link goes to section below\)](#)

---

2017-18 SSOCS Data Products

Data Files

---

2015-16 SSOCS Data Products

Data Files

---

2009-10 SSOCS Data Products

Data Files

---

[Top](#)

2007-08 SSOCS Data Products

Data Files

*SAS Files*

*SPSS File*

*STATA File*

*ASCII (Text) Files*

Data Documentation

---

[Top](#)

2005-06 SSOCS Data Products

Data Files

*SAS Files*

*SPSS File*

*STATA File*

*ASCII (Text) Files*

Data Documentation

---

[Top](#)

2003-04 SSOCS Data Products

Data Files

*SAS Files*

*SPSS File*

*ASCII (Text) Files*

Data Documentation

---

[Top](#)

1999-2000 SSOCS Data Products

Data Files

*SSOCS Public-Use Data CD-ROM*

*SAS Files*

*SPSS Files*

*STATA File*

*ASCII (Text) Files*

Data Documentation

<Questionnaires>

The questionnaires below can be viewed, downloaded, and printed as PDF files.

Downloadable Questionnaires

<list of questionnaires>

Visit the [help section](#) for help on viewing, downloading, and printing PDF files.

<Join NewsFlash> (link goes to NCES NewsFlash homepage for viewers to sign up)

Header: <Publications and Products>

<Data Products>

List of SSOCS-related products

<Reports>

List of products including SSOCS data (Condition of Education, Indicators of School Crime)

<Shorter Publications>

List of brochures

Header: <SSOCS & SCS Table Library>

(each bullet links to a drop-down menu of a list of tables related to that topic)

- [Bullying and Cyber-bullying](#)
- [Disciplinary Problems and Actions](#)
- [Disruptions and Threats](#)
- [Drugs, Alcohol, and Illegal Substances](#)
- [Fear and Avoidance](#)
- [Firearms, Explosives & Other Weapons](#)
- [Gangs and Hate Crimes](#)
- [Parent and Community Involvement](#)
- [Physical Fights, Assaults & Sexual Harassment](#)
- [Prevention Programs and Training](#)
- [School Mental Health Services](#)
- [Security Practices & Rules](#)
- [Violent Crimes and Theft](#)
- 
- 

SSOCS is a nationally representative sample of regular public elementary, middle, secondary and combined schools. Completed by school principals, the survey asks about school safety practices, school violence prevention programs, and the frequency of school crime and violence.

SCS is a national survey of students ages 12 through 18 in U.S. public and private elementary, middle, and high schools. Created as a supplement to the NCVS, SCS collects information about characteristics of school-related crime, victimization, and safety.

- [View complete list of SSOCS and SCS data tables.](#) (this link goes to a page with a complete listing of all crime-related tables)

Clicking on a plus sign (+) will display the contents of a publication. Clicking on "Show All" will open all sections and sub-sections, including all tables. Click on the minus sign (-) or "Hide All" to close sections.

 indicates a recently added or modified table.

Header: <Staff>

Survey Area: [Crime and Safety Surveys - CSS](#)

Staff: [Hansen, Rachel](#)