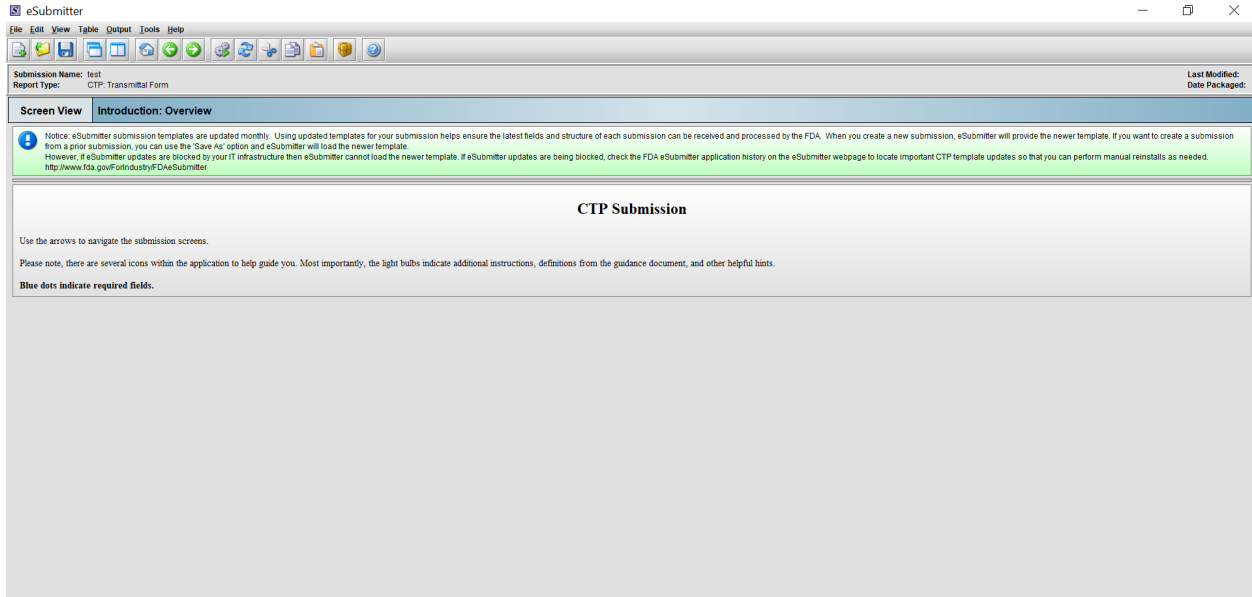
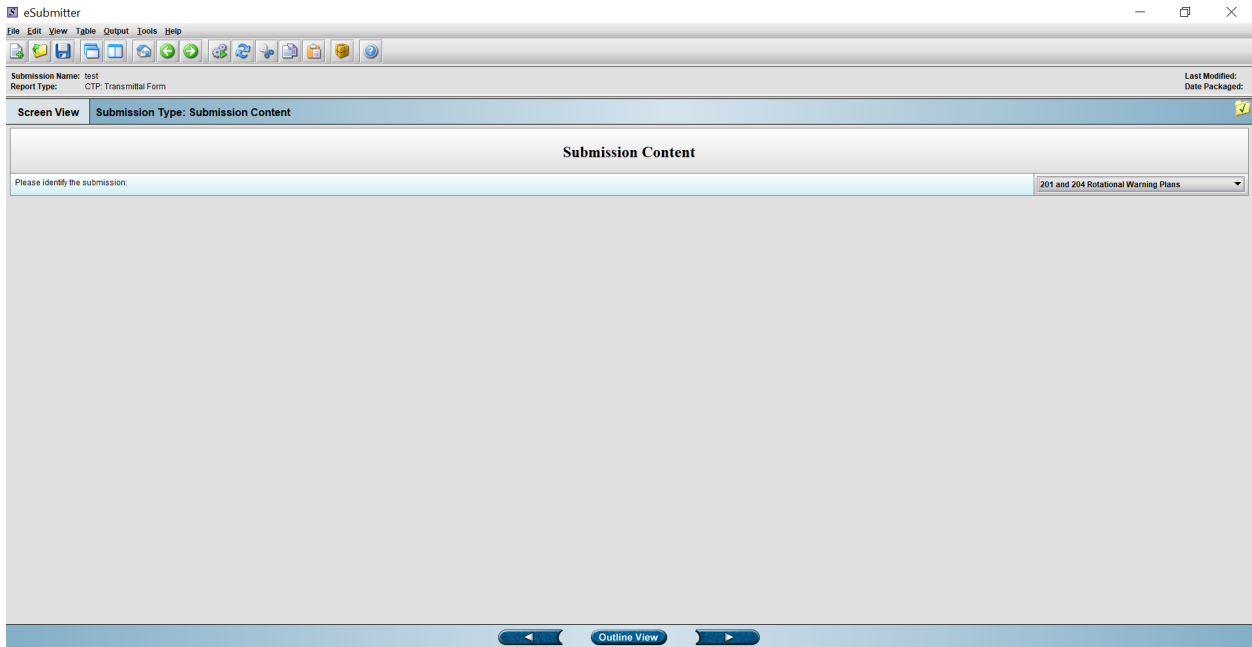


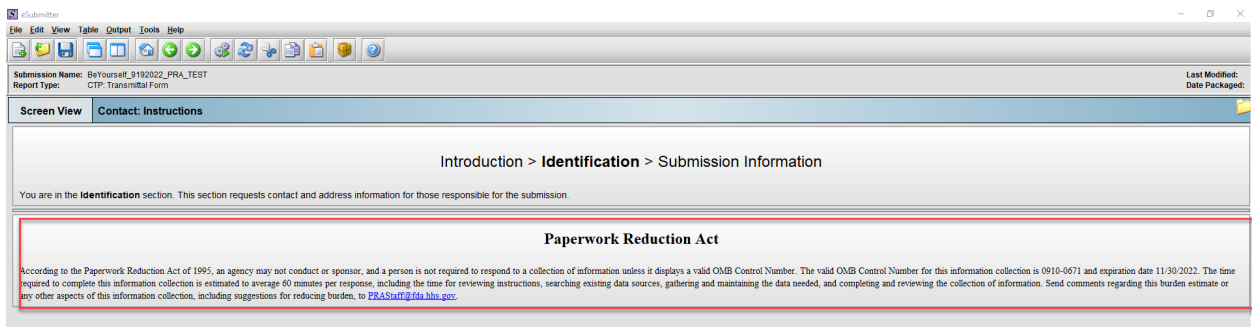
0910-0671 eSubmitter Screenshots



The screenshot shows the eSubmitter application window with the title bar 'eSubmitter'. The menu bar includes 'File', 'Edit', 'View', 'Table', 'Output', 'Tools', and 'Help'. The status bar at the top right shows 'Last Modified:' and 'Date Packaged:'. The main content area has a tab labeled 'Introduction: Overview'. A green notification banner at the top contains the following text: 'Notice: eSubmitter submission templates are updated monthly. Using updated templates for your submission helps ensure the latest fields and structure of each submission can be received and processed by the FDA. When you create a new submission, eSubmitter will provide the newer template. If you want to create a submission from a prior submission, you can use the "Save As" option and eSubmitter will load the newer template. However, if eSubmitter updates are blocked by your IT infrastructure then eSubmitter cannot load the newer template. If eSubmitter updates are being blocked, check the FDA eSubmitter application history on the eSubmitter webpage to locate important CTP template updates so that you can perform manual reinstalls as needed. <http://www.fda.gov/oc/industry/FDAeSubmitter>'. Below the banner, the section title is 'CTP Submission'. The text below reads: 'Use the arrows to navigate the submission screens. Please note, there are several icons within the application to help guide you. Most importantly, the light bulbs indicate additional instructions, definitions from the guidance document, and other helpful hints. Blue dots indicate required fields.'



The screenshot shows the eSubmitter application window with the title bar 'eSubmitter'. The menu bar includes 'File', 'Edit', 'View', 'Table', 'Output', 'Tools', and 'Help'. The status bar at the top right shows 'Last Modified:' and 'Date Packaged:'. The main content area has a tab labeled 'Submission Type: Submission Content'. The section title is 'Submission Content'. Below the title, there is a text input field with the placeholder text 'Please identify the submission:' and a dropdown menu on the right showing '201 and 204 Rotational Warning Plans'. At the bottom of the screen, there is a navigation bar with 'Outline View' in the center, flanked by left and right arrow buttons.



The screenshot shows the eSubmitter application window with the title bar 'eSubmitter'. The menu bar includes 'File', 'Edit', 'View', 'Table', 'Output', 'Tools', and 'Help'. The status bar at the top right shows 'Last Modified:' and 'Date Packaged:'. The main content area has a tab labeled 'Contact: Instructions'. The section title is 'Introduction > Identification > Submission Information'. Below the title, the text reads: 'You are in the **Identification** section. This section requests contact and address information for those responsible for the submission.' A red rectangular box highlights the following text: 'Paperwork Reduction Act' followed by a paragraph: 'According to the Paperwork Reduction Act of 1995, an agency may not conduct or sponsor, and a person is not required to respond to a collection of information unless it displays a valid OMB Control Number. The valid OMB Control Number for this information collection is 0910-0671 and expiration date 11-30-2022. The time required to complete this information collection is estimated to average 60 minutes per response, including the time for reviewing instructions, searching existing data sources, gathering and maintaining the data needed, and completing and reviewing the collection of information. Send comments regarding this burden estimate or any other aspects of this information collection, including suggestions for reducing burden, to PRASupport@fda.hhs.gov.'