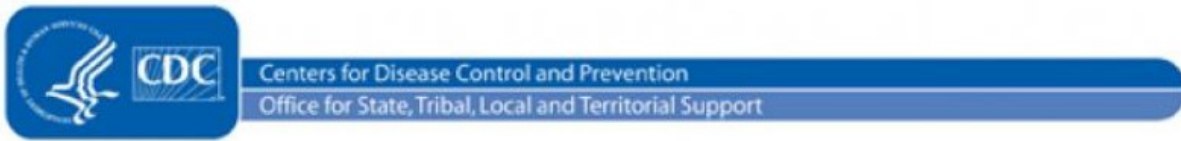


Attachment E – Data Collection Instrument: Web version

Screen 1



Form approved

OMB No. 0920-1257

Expiration date: 04/30/2022

Preventive Health and Health Services Block Grant Assessment

Thank you for participating in the Centers for Disease Control and Prevention's (CDC's) assessment of the Preventive Health and Health Services (PHHS) Block Grant. Your participation will help CDC gather important information regarding results and improvements achieved by the PHHS Block Grant from July 1, 2021, through June 30, 2022.

Completing the questionnaire is voluntary and will take approximately **45** minutes.

Instructions

To advance through the questionnaire, please use the Forward (>>) and Back (<<) buttons located in the lower-right corner of each page. Please note that you do not have to complete the questionnaire in one sitting. The data you enter are automatically saved as you progress to each new section, therefore you may stop and return at a later time if needed. You will also have an opportunity to review and print your responses before submitting. **Your response to the questionnaire is due on XX/XX/2019.**

Throughout the questionnaire, key terms appear in *underlined, italicized* font. If you hover over a key term with your mouse/pointer, the term's definition will appear in a text box.

Technical Support

For technical support on completing and submitting the questionnaire, please contact Paris Harper-Hardy (pharper-hardy@astho.org / 571-527-3162).

For other questions about this questionnaire, please contact the PHHS Block Grant Evaluation Team at phhsblockgranteval@cdc.gov.

Use of the Findings from the Assessment

The findings from this assessment will be used to inform CDC of the outputs and cross-cutting outcomes of the PHHS Block Grant, refine existing measures, and/or inform the development of future measures. No personally identifiable information will be collected. Responses will be kept secure and results will be reported only in aggregate form. Findings will be shared with various stakeholders, including grantees, and might be included in articles and reports that will be made available publicly.

Attachment E – Data Collection Instrument: Web version

Public reporting burden of this collection of information is estimated to average 45 minutes per response, including the time for reviewing, searching existing data sources, gathering and maintaining the data needed, and completing and reviewing the collection of information. An agency may not conduct or sponsor, and a person is not required to respond to, a collection of information unless it displays a currently valid OMB control number. Send comments regarding this burden estimate or any other aspect of this collection of information, including suggestions for reducing this burden, to CDC/ATSDR Information Collection Review Office, 1600 Clifton Road NE, MS D-74, Atlanta, Georgia 30333; ATTN: PRA (XXXX-XXXX).



Screen 2

0%

100%

Respondent Information

1. Select your PHHS Block Grant-funded jurisdiction from the drop-down menu.



Screen 3

0%

100%

II. Public Health Infrastructure

Public health infrastructure includes the organizational capacity (i.e., the systems, workforce, partnerships, and resources) that enables agencies to perform their core functions and provide essential services. Improvements to infrastructure may occur within the grantee health department, either department-wide or within a specific program, or across the grantee jurisdiction's public health system.

This section includes questions related to *measure 1.1* and *measure 1.2*, which are focused on two aspects of public health infrastructure respectively: 1) information systems capacity improvement and 2) quality improvement.



Screen 4

Attachment E – Data Collection Instrument: Web version

0%

100%

Information Systems Capacity Improved – Measure 1.1

Please answer the following questions related to *information systems* that were newly developed, improved, and/or maintained through PHHS Block Grant-funded support during the 12-month reporting period.



Screen 5

0%

100%

2. Have any **agencies** in your jurisdiction used PHHS Block Grant funds to support development, improvement, and/or maintenance of one or more information systems?

Yes

No



Screen 6

0%

100%

3. What type of **agency** in your jurisdiction used PHHS Block Grant funds to support development, improvement, and/or maintenance of one or more information systems? Select all that apply.

Grantee health department

Local health department

Tribal health department

Local organization

Attachment E – Data Collection Instrument: Web version

3a. How many unique local health departments used PHHS Block Grant funds to support development, improvement, and/or maintenance of one or more information systems?

Number of local health departments

3b. How many unique tribal health departments used PHHS Block Grant funds to support development, improvement, and/or maintenance of one or more information systems?

Number of tribal health departments

3c. How many unique local organizations used PHHS Block Grant funds to support development, improvement, and/or maintenance of one or more information systems?

Number of local organizations



Screen 7

0%

100%

4. What is the **total number** of unique information systems that were newly developed, improved, and/or maintained by agencies within your jurisdiction?

Number:



Screen 8

0%

100%

4a. What are the names/titles of the newly developed, improved, and/or maintained information systems?

System #1

System #2

System #3



Screen 9

System a

4a.1. What type of system was newly developed, improved, and/or maintained?

Laboratory data system
Surveillance system
Vital events database (e.g., birth, death, fetal death)
Registry (e.g., cancer registry)
Performance management system
Program administration
Financial management system
Human capital management system (e.g., human resources, personnel)
Health information exchange (HIE)
Electronic health record (EHR) system
Public health database (e.g., public facing database)
Public health digital library (e.g., publications, journals)
Online mapping system (e.g., GIS)
Other information system

Screen 9 continued

4a.2. What **type of agency** developed, improved, and/or maintained this information system? Select all that apply.

Grantee health department
Local health department
Tribal health department
Local organization

4a.2a. For the grantee health department developed, improved, and/or maintained information systems, what types of agencies and how many **used or had access** to this system?

Number of local health departments:
<input type="text"/>
Number of tribal health departments:
<input type="text"/>
Number of local organizations:
<input type="text"/>
Not sure

Attachment E – Data Collection Instrument: Web version

4a.3. Which of the following **best describes** how PHHS Block Grant funds were used to support this information system capacity?

Initiated development of a new system or module

Maintained an existing system or module

Enhanced or expanded an existing system or module

Sustained or restored a system or module



Screen 10

0%

100%

II. Quality Improved – Measure 1.2

Please answer the following questions related to improvements in the efficiency and/or effectiveness of operations, programs, or services that were achieved through PHHS Block Grant-funded support during the 12-month reporting period.



Screen 11

0%

100%

5. Have any **agencies** in your jurisdiction used PHHS Block Grant funds to achieve an efficiency and/or effectiveness improvement for an operation, program or service through a quality improvement effort?

Yes

No



Screen 12

Attachment E – Data Collection Instrument: Web version

0%

100%

5a. What type of **agency** in your jurisdiction used PHHS Block Grant funds to achieve an efficiency and/or effectiveness improvement for an operation, program, or service through a quality improvement effort? Select all that apply.

Grantee health department
Local health department
Tribal health department
Local organization



Screen 13

0%

100%

Grantee Health Department

5b. What is the **total number** of unique operations, programs, or services for which an efficiency and/or effectiveness improvement was achieved by **your (grantee) health department** using PHHS Block grant-funded support?

Number:

Screen 13 continued

Attachment E – Data Collection Instrument: Web version

5b.1. What **types of improvements** were achieved? Select all that apply.

Time saved
Reduced number of steps
<i>Costs saved</i>
<i>Costs avoided</i>
Revenue generated due to billable service
Increased staff satisfaction
Organizational design improvements
Quality enhancements of operations, programs, or services
Other (please specify)
<input type="text"/>
Other (please specify)
<input type="text"/>
Other (please specify)
<input type="text"/>
Other (please specify)
<input type="text"/>
Other (please specify)
<input type="text"/>



Screen 14



Grantee Health Department

5b.2. Indicate the number of operations, programs, or services that achieved the following improvements:

	Enter number
Time saved	<input type="text"/>
Reduced number of steps	<input type="text"/>



Screen 15

Grantee Health Department

5b.3. For how many operations, programs, or services were PHHS Block Grant funds used to:

Number of operations, programs, or services (if none, enter a zero)

Initiate new efforts to improve efficiency and/or effectiveness?

Maintain ongoing efforts to improve efficiency and/or effectiveness (i.e. efficiency and/or effectiveness effort was ongoing from previous reporting period, but improvement was achieved during this reporting period)?

Enhance or expand efforts to improve efficiency and/or effectiveness?

Sustain or *restore* efforts to improve efficiency and/or effectiveness?



Screen 16

Local Health Departments

5c. How many **local health departments** used PHHS Block Grant funds to achieve an efficiency and/or effectiveness improvement for an operation, program, or service?

Number of local health departments:

5c.1. What is the **total number** of unique operations, programs, or services for which an efficiency and/or effectiveness improvement was achieved by **local health departments** using PHHS Block grant-funded support?

Number:

Attachment E – Data Collection Instrument: Web version

5c.2. What **types of improvements** were achieved? Select all that apply.

Time saved
Reduced number of steps
<u>Costs saved</u>
<u>Costs avoided</u>
Revenue generated due to billable service
Increased staff satisfaction
Organizational design improvements
Quality enhancements of operations, programs, or services
Other (please specify)
<input type="text"/>
Other (please specify)
<input type="text"/>
Other (please specify)
<input type="text"/>
Other (please specify)
<input type="text"/>
Other (please specify)
<input type="text"/>



Screen 17

0%

100%

Local Health Departments

5c.3. Indicate the number of operations, programs, or services that achieved the following improvements:

	Enter number
Time saved	<input type="text"/>
Reduced number of steps	<input type="text"/>



Screen 18

Local Health Departments

5c.4. For how many operations, programs, or services were PHS Block Grant funds used to:

	Number of operations, programs, or services (if none, enter a zero)
<i>Initiate new</i> efforts to improve efficiency and/or effectiveness?	<input type="text"/>
<i>Maintain</i> ongoing efforts to improve efficiency and/or effectiveness (i.e. efficiency and/or effectiveness effort was ongoing from previous reporting period, but improvement was achieved during this reporting period)?	<input type="text"/>
<i>Enhance or expand</i> efforts to improve efficiency and/or effectiveness?	<input type="text"/>
<i>Sustain</i> or <i>restore</i> efforts to improve efficiency and/or effectiveness?	<input type="text"/>



Screen 19

Tribal Health Departments

5d. How many **tribal health departments** used PHS Block Grant funds to achieve an efficiency and/or effectiveness improvement for an operation, program, or service?

Number of tribal health departments:

5d.1. What is the **total number** of unique operations, programs, or services for which an efficiency and/or effectiveness improvement was achieved by **tribal health departments** in your jurisdiction using PHS Block grant-funded support?

Number:

Attachment E – Data Collection Instrument: Web version

5d.2. What types of improvements were achieved? Select all that apply.

Time saved

Reduced number of steps

Costs saved

Costs avoided

Revenue generated due to billable service

Increased staff satisfaction

Organizational design improvements

Quality enhancements of operations, programs, or services

Other (please specify)

Other (please specify)


Other (please specify)

Other (please specify)

Other (please specify)



Screen 20



Tribal Health Departments

5d.3. Indicate the number of operations, programs, or services that achieved the following improvements:

Enter number

Time saved

Reduced number of steps



Screen 21

Tribal Health Departments

5d.4. For how many operations, programs, or services were PHS Block Grant funds used to:

Number of operations, programs, or services (if none, enter a zero)

Initiate new efforts to improve efficiency and/or effectiveness?

Maintain ongoing efforts to improve efficiency and/or effectiveness (i.e. efficiency and/or effectiveness effort was ongoing from previous reporting period, but improvement was achieved during this reporting period)?

Enhance or expand efforts to improve efficiency and/or effectiveness?

Sustain or *restore* efforts to improve efficiency and/or effectiveness?



Screen 22

Local organizations

5e. How many **local organizations** used PHS Block Grant funds to achieve an efficiency and/or effectiveness improvement for an operation, program, or service?

Number of local organizations:

5e.1. What is the **total number** of **unique** operations, programs, or services for which an efficiency and/or effectiveness improvement was achieved by a **local organization** using PHS Block grant-funded support?

Number:

Screen 22 continued

Attachment E – Data Collection Instrument: Web version

5e.2. What **types of improvements** were achieved? Select all that apply.

Time saved
Reduced number of steps
<u>Costs saved</u>
<u>Costs avoided</u>
Revenue generated due to billable service
Increased staff satisfaction
Organizational design improvements
Quality enhancements of operations, programs, or services
Other (please specify)
<input type="text"/>
Other (please specify)
<input type="text"/>
Other (please specify)
<input type="text"/>
Other (please specify)
<input type="text"/>
Other (please specify)
<input type="text"/>



Screen 23

0%

100%

Local Organizations

5e.3. Indicate the number of operations, programs, or services that achieved the following improvements:

	Enter number
Time saved	<input type="text"/>
Reduced number of steps	<input type="text"/>



Attachment E – Data Collection Instrument: Web version

Screen 24

0%

100%

Local Organizations

5e.4. For how many operations, programs, or services were PHHS Block Grant funds used to:

Number of operations, programs, or services (if none, enter a zero)

Initiate new efforts to improve efficiency and/or effectiveness?

Maintain ongoing efforts to improve efficiency and/or effectiveness (i.e. efficiency and/or effectiveness effort was ongoing from previous reporting period, but improvement was achieved during this reporting period)?

Enhance or expand efforts to improve efficiency and/or effectiveness?

Sustain or restore efforts to improve efficiency and/or effectiveness?



Screen 25

0%

100%

5f. Was an established **quality improvement method** (e.g., Plan-Do-Study-Act, Lean/Six Sigma) used by an **agency** to achieve any of the improvements in the efficiency and/or effectiveness of an operation, program, or service you have reported on in this questionnaire?

Yes

No

Not sure

Please provide the following information for **one example** of an improvement in the efficiency and/or effectiveness of an operation, program, or service for which a deliberate and defined quality improvement method was used by an **agency**:

5f.1. Name/title of the operation, program, or service:

Screen 25 continued

Attachment E – Data Collection Instrument: Web version

5f.2. Specific issue being addressed through quality improvement:

5f.3. Quality improvement method used:

5f.4. Brief description of the efficiency and/or effectiveness achieved:



Screen 26

0%

100%

To help us learn more about public health infrastructure improvements achieved through *PHHS Block Grant-funded support* during the *12-month reporting period*, please answer the following question focused on national standards and accreditation.



Attachment E – Data Collection Instrument: Web version

Screen 27

0%

100%

6. How did **your health department** use PHHS Block Grant funds to address national standards or conduct accreditation-related activities as established by the Public Health Accreditation Board (PHAB)? Select all that apply.

PHHS Block Grant funds not used in this way

Paid for PHAB fees

Hired staff to support accreditation-related activities (e.g., performance improvement manager, accreditation coordinator)

Worked to meet and/or maintain performance against the standards (including prerequisites, key plans, and processes described through the standards)

Provided support to local health department(s) to pay for PHAB fees

Provided support to local health department(s) to hire staff to support accreditation-related activities (e.g., performance improvement manager, accreditation coordinator)

Provided support to local health department(s) to meet and/or maintain performance against the standards

Provided support to tribal health department(s) to pay for PHAB fees

Provided support to tribal health department(s) to hire staff to support accreditation-related activities (e.g., performance improvement manager, accreditation coordinator)

Provided support to tribal health department(s) to meet and/or maintain performance against the standards

Other (please specify):



Screen 28

0%

100%

III. Emerging Needs

Emerging needs are public health issues that are beginning to present themselves as problems within the grantee's jurisdiction. They can affect the jurisdiction as a whole or specific areas within the jurisdiction, such as counties, tribes, and cities.

This section includes questions related to measure 2.1, which is focused on all types of emerging public health needs.



Attachment E – Data Collection Instrument: Web version

Screen 29

0%

100%

Emerging Public Health Needs Addressed – Measure 2.1

Please answer the following questions related to *emerging public health needs* that were addressed through *PHHS Block Grant-funded support* during the *12-month reporting period*.



Screen 30

0%

100%

7. Have any **agencies** in your jurisdiction used PHHS Block Grant funds to support an effort to address an emerging public health need?



Screen 31

0%

100%

7a. What is the **total number** of unique emerging public health needs that were addressed by **agencies** in your jurisdiction through PHHS Block grant-funded support?

Number of unique emerging public health needs:



Screen 32

0%

100%

7b. What is the **name/title** of the **emerging public health need** that was addressed?

Emerging public health need #1



Attachment E – Data Collection Instrument: Web version

Screen 33

0%

100%

a

7b.1. How would you characterize this emerging public health need?

Newly developing

Newly prioritized

7b.2. How was this emerging public health need identified? Select all that apply.

Conducted, monitored, or updated a jurisdiction health assessment (e.g., state health assessment)

Conducted a topic- or program-specific assessment (e.g. tobacco assessment, environmental health assessment)

Identified via surveillance systems or other data sources

Prioritized within a strategic plan

Declared as an emergency within your jurisdiction

Governor (or other political leader) established as a priority

Legislature established as a priority

Tribal government/elected official established as a priority

Other (please specify):



Screen 34

0%

100%

a

7b.3. What *Healthy People 2020 health topic area* best aligns with the emerging need? Select the health topic area that was the primary focus for the emerging need.

1-Access to health services

2-Adolescent health

3-Arthritis, osteoporosis, and chronic back conditions

4-Blood disorders and blood safety

5-Cancer

6-Chronic kidney disease

Attachment E – Data Collection Instrument: Web version

Screen 34 continued

7-Dementias, including Alzheimer's disease
8-Diabetes
9-Disability and health
10-Early and middle childhood
11-Educational and community-based programs
12-Environmental health
13- Family planning
14-Food safety
15-Genomics
16-Global health
17-Health communication and health information technology
18-Health-related quality of life and well-being
19-Healthcare-associated infections
20-Hearing and other sensory or communication disorders
21-Heart disease and stroke
22-HIV
23-Immunization and infectious diseases
24-Injury and violence prevention
25-Lesbian, gay, bisexual, and transgender health
26-Maternal, infant, and child health
27-Medical product safety
28-Mental health and mental disorders
29-Nutrition and weight status
30-Occupational safety and health
31-Older adults
32-Oral health
33-Physical activity
34-Preparedness
35-Public health infrastructure
36-Respiratory diseases
37-Sexually transmitted diseases
38-Sleep health
39-Social determinants of health
40-Substance abuse
41-Tobacco use

Attachment E – Data Collection Instrument: Web version

Screen 34 continued

42-Vision

43-Emergency medical services

44-Rape or attempted rape

<< >>

Screen 35



a

7b.4. What was the focus of the emerging need?

Health-related (e.g., health risk factors, disease outcomes)

Organizational or systems-related (e.g., agency infrastructure)

7b.4a. What was the geographic area affected by this emerging need?

Jurisdiction-wide: Entire grantee jurisdiction

Regional: More than one city, county, borough, etc. but not jurisdiction-wide

Local: Limited to one city, county, borough, etc.

Not sure

7b.4b. What was the size of the population potentially affected by this emerging need?

Number:

7b.4c. Please provide a brief description of how the population estimate was identified.

7b.5. Which of the following **best describes** how PHHS Block Grant funds were used to support efforts to address this emerging need?

Initiated a new effort to address the emerging public health need

Maintained an existing effort to address the emerging public health need

Enhanced or expanded an existing effort to address the emerging public health need

Sustained or restored an effort to address the emerging public health need

<< >>

Attachment E – Data Collection Instrument: Web version

Screen 36

0%

100%

IV. Evidence-Based Public Health

Evidence-based public health practice involves implementing effective interventions. It also includes both building and using evidence (i.e., data and information) to assess and define public health needs, prioritize public health needs for action, and determine the effectiveness of interventions.

This section includes questions related to *measure 3.1*, which is focused on a key aspect of evidence-based public health practice—implementing evidence-based public health interventions.



Screen 37

0%

100%

Evidence-Based Public Health Interventions Implemented – Measure 3.1

Please answer the following questions related to *public health interventions* that were implemented (i.e., delivered for the first time, ongoing, or completed) through *PHHS Block Grant-funded support* during the *12-month reporting period*.



Screen 38

0%

100%

8. Have any **agencies** in your jurisdiction used PHHS Block Grant funds to support implementation of public health interventions?



Screen 39

0%

100%

8a. What is the **total number** of unique public health interventions that were implemented by **agencies** in your jurisdiction through PHHS Block Grant-funded support?

Number of unique public health interventions:

8a.1. Through the use of PHHS Block Grant funds, how many public health interventions were:

Newly initiated? (If none, enter a zero.)

Maintained? (If none, enter a zero.)

Enhanced or expanded? (If none, enter a zero.)

Sustained or restored? (If none, enter a zero.)

Attachment E – Data Collection Instrument: Web version

Screen 39 continued

8b. What type of **agency** in your jurisdiction used PHHS Block Grant funds to support implementation of public health interventions? Select all that apply.

Grantee health department
Local health department
Tribal health department
Local organization



Screen 40

0%

100%

Grantee Health Department

8b.1. What is the **total number** of unique public health interventions that were implemented by **your (grantee) health department** through PHHS Block Grant-funded support?

8b.2. Which *Healthy People 2020 health topic areas* were addressed by the public health interventions implemented by **your (grantee) health department**? Select each health topic area that was identified as the primary focus for an intervention.

1-Access to health services
2-Adolescent health
3-Arthritis, osteoporosis, and chronic back conditions
4-Blood disorders and blood safety
5-Cancer
6-Chronic kidney disease
7-Dementias, including Alzheimer's disease
8-Diabetes
9-Disability and health
10-Early and middle childhood
11-Educational and community-based programs
12-Environmental health
13- Family planning
14-Food safety
15-Genomics
16-Global health
17-Health communication and health information technology

Attachment E – Data Collection Instrument: Web version

Screen 40 continued

18-Health-related quality of life and well-being

19-Healthcare-associated infections

20-Hearing and other sensory or communication disorders

21-Heart disease and stroke

22-HIV

23-Immunization and infectious diseases

24-Injury and violence prevention

25-Lesbian, gay, bisexual, and transgender health

26-Maternal, infant, and child health

27-Medical product safety

28-Mental health and mental disorders

29-Nutrition and weight status

30-Occupational safety and health

31-Older adults

32-Oral health

33-Physical activity

34-Preparedness

35-Public health infrastructure

36-Respiratory diseases

37-Sexually transmitted diseases

38-Sleep health

39-Social determinants of health

40-Substance abuse

41-Tobacco use

42-Vision

43-Emergency medical services

44-Rape or attempted rape



Attachment E – Data Collection Instrument: Web version

Screen 41

0%

100%

Grantee Health Department

8b.3. For each *Healthy People 2020 health topic area* addressed, how many of the public health interventions implemented by your (grantee) health department were supported by *rigorous, strong, moderate, weak* or *no evidence*?

	Rigorous	Strong	Moderate	Weak	No evidence	Not sure
42-Vision	<input type="text"/>	<input type="text"/>	<input type="text"/>	<input type="text"/>	<input type="text"/>	<input type="text"/>



Screen 42

0%

100%

Grantee Health Department

8b.3a. How many of the public health interventions with either *weak* or *no evidence* were untested, new, and/or *innovative*?

8b.3b. For how many of the public health interventions with either *weak* or *no evidence* were data or information collected to determine the intervention's effectiveness at achieving intended outcomes?



Screen 43

0%

100%

Local Health Departments

8c.1. What is the **total number** of unique public health interventions that were implemented by **local health department** through PHHS Block Grant-funded support?

8c.2. Which *Healthy People 2020 health topic areas* were addressed by the public health interventions implemented by **local health departments**? Select each health topic area that was identified as the primary focus for an intervention.

 1-Access to health services 2-Adolescent health 3-Arthritis, osteoporosis, and chronic back conditions 4-Blood disorders and blood safety

Attachment E – Data Collection Instrument: Web version

Screen 43 continued

5-Cancer
6-Chronic kidney disease
7-Dementias, including Alzheimer's disease
8-Diabetes
9-Disability and health
10-Early and middle childhood
11-Educational and community-based programs
12-Environmental health
13- Family planning
14-Food safety
15-Genomics
16-Global health
17-Health communication and health information technology
18-Health-related quality of life and well-being
19-Healthcare-associated infections
20-Hearing and other sensory or communication disorders
21-Heart disease and stroke
22-HIV
23-Immunization and infectious diseases
24-Injury and violence prevention
25-Lesbian, gay, bisexual, and transgender health
26-Maternal, infant, and child health
27-Medical product safety
28-Mental health and mental disorders
29-Nutrition and weight status
30-Occupational safety and health
31-Older adults
32-Oral health
33-Physical activity
34-Preparedness
35-Public health infrastructure
36-Respiratory diseases
37-Sexually transmitted diseases
38-Sleep health

Attachment E – Data Collection Instrument: Web version

Screen 43 continued

39-Social determinants of health
40-Substance abuse
41-Tobacco use
42-Vision
43-Emergency medical services
44-Rape or attempted rape

<< >>

Screen 44

0% 100%

Local Health Departments

8c.3. For each *Healthy People 2020 health topic area* addressed, how many of the public health interventions implemented by local health departments were supported by *rigorous, strong, moderate, weak or no evidence?*

	Rigorous	Strong	Moderate	Weak	No evidence	Not sure
1-Access to health services	<input type="text"/>	<input type="text"/>	<input type="text"/>	<input type="text"/>	<input type="text"/>	<input type="text"/>

<< >>

Screen 45

0% 100%

Local Health Departments

8c.3a. How many of the public health interventions with either *weak or no evidence* were untested, new, and/or *innovative?*

8c.3b. For how many of the public health interventions with either *weak or no evidence* were data or information collected to determine the intervention's effectiveness at achieving intended outcomes?

<< >>

Tribal Health Departments

8d.1. What is the **total number** of unique public health interventions that were implemented by **tribal health departments** through PHS Block Grant-funded support?

8d.2. Which *Healthy People 2020 health topic areas* were addressed by the public health interventions implemented by **tribal health departments**? Select each health topic area that was identified as the primary focus for an intervention.

- 1-Access to health services
- 2-Adolescent health
- 3-Arthritis, osteoporosis, and chronic back conditions
- 4-Blood disorders and blood safety
- 5-Cancer
- 6-Chronic kidney disease
- 7-Dementias, including Alzheimer's disease
- 8-Diabetes
- 9-Disability and health
- 10-Early and middle childhood
- 11-Educational and community-based programs
- 12-Environmental health
- 13- Family planning
- 14-Food safety
- 15-Genomics
- 16-Global health
- 17-Health communication and health information technology
- 18-Health-related quality of life and well-being
- 19-Healthcare-associated infections
- 20-Hearing and other sensory or communication disorders
- 21-Heart disease and stroke
- 22-HIV
- 23-Immunization and infectious diseases
- 24-Injury and violence prevention
- 25-Lesbian, gay, bisexual, and transgender health
- 26-Maternal, infant, and child health
- 27-Medical product safety

Attachment E – Data Collection Instrument: Web version

Screen 46 continued

28-Mental health and mental disorders
29-Nutrition and weight status
30-Occupational safety and health
31-Older adults
32-Oral health
33-Physical activity
34-Preparedness
35-Public health infrastructure
36-Respiratory diseases
37-Sexually transmitted diseases
38-Sleep health
39-Social determinants of health
40-Substance abuse
41-Tobacco use
42-Vision
43-Emergency medical services
44-Rape or attempted rape



Screen 47

0%

100%

Tribal Health Departments

8d.3. For each *Healthy People 2020 health topic area* addressed, how many of the public health interventions implemented by tribal health departments were supported by *rigorous*, *strong*, *moderate*, *weak* or *no evidence*?

	Rigorous	Strong	Moderate	Weak	No evidence	Not sure
1-Access to health services	<input type="checkbox"/>	<input type="checkbox"/>	<input type="checkbox"/>	<input type="checkbox"/>	<input type="checkbox"/>	<input type="checkbox"/>



Attachment E – Data Collection Instrument: Web version

Screen 48

0%

100%

Tribal Health Departments

8d.3a. How many of the public health interventions with either weak or no evidence were untested, new, and/or innovative?

8d.3b. For how many of the public health interventions with either weak or no evidence were data or information collected to determine the intervention's effectiveness at achieving intended outcomes?



Screen 49

0%

100%

Local Organizations

8e.1. What is the **total number** of unique public health interventions that were implemented by **local organizations** through PHHS Block Grant-funded support?

Number of unique public health interventions:

8e.2. Which Healthy People 2020 health topic areas were addressed by the public health interventions implemented by **local organizations** ? Select each health topic area that was identified as the primary focus for an intervention.

1-Access to health services

2-Adolescent health

3-Arthritis, osteoporosis, and chronic back conditions

4-Blood disorders and blood safety

5-Cancer

6-Chronic kidney disease

7-Dementias, including Alzheimer's disease

8-Diabetes

9-Disability and health

10-Early and middle childhood

11-Educational and community-based programs

Attachment E – Data Collection Instrument: Web version

Screen 49 continued

12-Environmental health
13- Family planning
14-Food safety
15-Genomics
16-Global health
17-Health communication and health information technology
18-Health-related quality of life and well-being
19-Healthcare-associated infections
20-Hearing and other sensory or communication disorders
21-Heart disease and stroke
22-HIV
23-Immunization and infectious diseases
24-Injury and violence prevention
25-Lesbian, gay, bisexual, and transgender health
26-Maternal, infant, and child health
27-Medical product safety
28-Mental health and mental disorders
29-Nutrition and weight status
30-Occupational safety and health
31-Older adults
32-Oral health
33-Physical activity
34-Preparedness
35-Public health infrastructure
36-Respiratory diseases
37-Sexually transmitted diseases
38-Sleep health
39-Social determinants of health
40-Substance abuse
41-Tobacco use
42-Vision
43-Emergency medical services
44-Rape or attempted rape



Attachment E – Data Collection Instrument: Web version

Screen 50

0%

100%

Local Organizations

8e.3. For each *Healthy People 2020 health topic area* addressed, how many of the public health interventions implemented by **local organizations** were supported by *rigorous, strong, moderate, weak* or *no evidence*?

	Rigorous	Strong	Moderate	Weak	No evidence	Not sure
2-Adolescent health	<input type="checkbox"/>	<input type="checkbox"/>	<input type="checkbox"/>	<input type="checkbox"/>	<input type="checkbox"/>	<input type="checkbox"/>



Screen 51

0%

100%

Local Organizations

8e.3a. How many of the public health interventions with either *weak* or *no evidence* were untested, new, and/or *innovative*?

8e.3b. For how many of the public health interventions with either *weak* or *no evidence* were data or information collected to determine the intervention's effectiveness at achieving intended outcomes?



Screen 52

0%

100%

To help us learn more about evidence-based public health practice implemented through *PHHS Block Grant-funded support* during the *12-month reporting period*, please answer the following questions focused on 1) building the evidence base for public health, and 2) making evidence-based decisions.



Attachment E – Data Collection Instrument: Web version

Screen 53

0%

100%

9. How did **your health department** use PHS Block Grant funds to support *building the evidence base for public health*? Select all that apply.

PHS Block Grant funds not used in this way

Conducted, monitored, or updated a jurisdiction health assessment (e.g., state health assessment)

Conducted a topic- or program-specific assessment (e.g., tobacco assessment, environmental health assessment)

Analyzed or monitored surveillance or other types of data

Provided support to local health department(s) to conduct, monitor, or update a community health assessment

Provided support to local health department(s) to conduct a topic- or program-specific assessment (e.g., tobacco assessment, environmental health assessment)

Provided support to local health department(s) to analyze or monitor surveillance or other types of data

Provided support to tribal health department(s) to conduct, monitor, or update a tribal health assessment

Provided support to tribal health department(s) to conduct, monitor, or update a community health assessment

Provided support to tribal health department(s) to conduct a topic- or program-specific assessment (e.g., tobacco assessment, environmental health assessment)

Provided support to tribal health department(s) to analyze or monitor surveillance or other types of data

Provided support to local organization(s) to conduct, monitor, or update a community health assessment

Provided support to local organization(s) to conduct a topic- or program-specific assessment (e.g., tobacco assessment, environmental health assessment)

Provided support to local organization(s) to analyze or monitor surveillance or other types of data

Other (please specify):



Attachment E – Data Collection Instrument: Web version

Screen 54

0%

100%

10. How did **your health department** use PHS Block Grant funds to support *evidence-based decision making*? Select all that apply.

PHHS Block Grant funds not used in this way

Developed or updated a jurisdiction's health improvement plan (e.g., state health improvement plan) based on a jurisdiction health assessment (e.g., state health assessment)

Developed or updated a community health improvement plan based on a community health assessment

Developed or updated a topic- or program-specific action plan

Provided support to local health department(s) to develop or update a community health improvement plan

Provided support to local health department(s) to develop or update a topic- or program-specific action plan

Provided support to tribal health department(s) to develop or update a tribal health improvement plan based on tribal health assessment

Provided support to tribal health department(s) to develop or update a tribal community health improvement plan

Provided support to tribal health department(s) to develop or update a topic- or program-specific action plan

Provided support to local organization(s) to develop or update a community health improvement plan

Provided support to local organization(s) to develop or update a topic- or program-specific action plan

Other (please specify):


You have reached the end of the survey.




Screen 55

0%

100%

You have not yet submitted your responses. Please review your responses to the survey below. Use the back button () below to make any changes.

You may print a copy of your responses for your record using the "Download PDF" link.

If you are finished reporting your data, please scroll to the bottom of this page and **click the forward () button to complete the questionnaire. You will not be able to return to the questionnaire after submitting your responses.**

To revise a response after submission, please contact Paris Harper-Hardy (pharper-hardy@astho.org/571-527-3162).

Thank you!

Below is a summary of your responses

[Download PDF](#)

Attachment E – Data Collection Instrument: Web version

Screen 56

0%

100%

Thank you!

Thank you for taking the time to participate in this assessment of the PHS Block Grant. Please contact the PHS Block Grant Evaluation Team at phhsblockgranteval@cdc.gov if you have any questions. Also, please feel free to provide any feedback about this survey, the process used to collect/report the required information, or the measures in general to phhsblockgranteval@cdc.gov.