



U.S. DEPARTMENT OF THE TREASURY

## Homeowner Assistance Fund: Quarterly Report User Guide

April XX, 2022



## Table of Contents

Section I. Reporting Basics..... 1  
 Section II. Navigation and Logistics..... 3  
 Section III. Quarterly Report..... 8  
 Appendix A – Designating HAF Points of Contact by HAF Account Administrators.....37

## List of Figures

Figure 1 Portal Landing Page..... 4  
 Figure 2 My Compliance Reports Landing Page.....5  
 Figure 3 Create HAF Compliance Report.....5  
 Figure 4 HAF Compliance Reports Pop-Up Module..... 6  
 Figure 5 Navigation Bar..... 6  
 Figure 6 Edit Icon Button to Edit/Resubmit Entry.....7  
 Figure 7 Recipient Information Example..... 9  
 Figure 8 Point of Contact List Example..... 9  
 Figure 9 Budget Reporting..... 10  
 Figure 10 Programmatic Information pt. 1.....11  
 Figure 11 Programmatic Information pt. 2..... 14  
 Figure 12 Reimbursement Expenses Breakout..... 17  
 Figure 13 Disaggregated Data Upload..... 18  
 Figure 14 Import Disaggregated Data Upload Module.....19  
 Figure 15 Disaggregated Application Data pt.1..... 20  
 Figure 16 Disaggregated Application Data pt. 2.....21  
 Figure 17 Disaggregated Application Data pt. 3.....22  
 Figure 18 Disaggregated Data pt. 1..... 23  
 Figure 19 Disaggregated Data pt. 2..... 24  
 Figure 20 Disaggregated Data pt. 3.....25  
 Figure 21 Disaggregated Data pt. 4.....26  
 Figure 22 Geographic Data Upload..... 27  
 Figure 23 Import Geographic Data Pop-Up..... 27  
 Figure 24 Program Creation Process.....28  
 Figure 25 Program Overview..... 29  
 Figure 26 Add/Edit Program..... 29  
 Figure 27 Create/Edit Design Element..... 31  
 Figure 28 Add/Edit Design Elements.....31  
 Figure 29 Obligations & Expenditures Verification..... 33  
 Figure 30 Compliance Screen..... 34  
 Figure 31 Certification Screen..... 36  
 Figure 32 State, Local and Tribal Support Landing Page.....37  
 Figure 33 My Compliance Reports..... 38  
 Figure 34 Account..... 38  
 Figure 35 Account Name..... 38  
 Figure 36 Landing Page..... 39  
 Figure 37 Certification..... 39  
 Figure 38 Official Certification of Authorization.....40  
 Figure 39 Designation Form.....40



Figure 40 Designation of Account Administrator, Point of Contact of Reporting, and Authorized Representative for Reporting.....40  
Figure 41 Designation Form.....42



## Section I. Reporting Basics

### a) Overview

This document provides information on using Treasury's Portal to submit the required Homeowner Assistance Fund (HAF) Quarterly Report. It supplements the HAF Guidance on Participant Compliance and Reporting Responsibilities containing relevant information on reporting requirements.

Additionally, you should visit Treasury's [HAF home page](#) for the latest guidance and updates on Programmatic and reporting topics.

HAF participants are required to submit quarterly reports with current performance and financial information, including background information about applications approved, applications received, Homeowners assisted, and financial information with details about obligations and expenditures.

### b) What is Covered in this User Guide?

This User Guide contains detailed guidance and instructions for HAF participants in using Treasury's Portal for submitting the HAF Quarterly Report. All participants must submit the required Quarterly Report via Treasury's Portal. This guide is not comprehensive and is meant to be used as a functional reference and in conjunction with the documents mentioned above.

This User Guide provides detailed instructions to help recipients enter and submit the following:

- Programmatic data
- Expenditure data
- Compliance information

### c) Definitions

**Award Date** means the date the HAF participant signed the HAF Financial Assistance Agreement.

**Expended** means any HAF assistance that a HAF participant or Subrecipient has spent. Please note cumulative Expenditures cannot exceed cumulative Obligations.

**Homeowner** means an individual who applied and/or receives funds from the HAF participant or Subrecipient to pay for a singular qualified expense (i.e., if a Homeowner receives HAF assistance for more than one qualified expense category, they are counted for more than one qualified expense category).

In some places, Guidance requires that you provide the number of unique Homeowners. Unique Homeowners are only counted one time even if they applied and or/received funding for more than one qualified expense category.

**HAF Assistance** means any assistance provided by the HAF Program, whether through funds received by the HAF Program for qualified expenses or through services made available by the HAF program.



**Monetary HAF Assistance** means HAF assistance in the form of money provided to Homeowners or on behalf of Homeowners to financial institutions, utility providers, and taxing authorities or other third-party payees under a HAF Program. Homeowners that received both Monetary and Non-monetary Assistance should be counted once as having received Monetary HAF Assistance.

**Non-monetary HAF Assistance** means HAF assistance in any form other than money provided to Homeowners under a HAF Program (e.g., housing counseling or referral to legal services, etc.). Only Homeowners that received Non-monetary HAF Assistance and no Monetary HAF Assistance are to be counted as having received Non-Monetary HAF Assistance.

**Obligated** means an order placed for property and services, contracts and subawards, and similar transactions requiring payment. (See [2 CFR § 200.1.](#)) Obligated funds **include** funds that have been **Expended**.

Examples of Obligated funds include:

- o HAF funds that have been committed, pledged, or otherwise promised, in writing, to a specific individual or entity as part of a HAF Program
- o HAF funds that have been set aside to cover obligations arising from loan guarantees; HAF funds that have been committed, pledged, or otherwise promised, in writing, as part of a transaction
- o HAF funds that have been committed, pledged, or otherwise promised, in writing, for allowable administrative expenses (e.g., an executed contract for services).

#### **d) Designating Staff for Key Roles in Managing HAF Reports User Designations**

HAF participants must designate staff or officials for the following three roles in managing reports for their HAF award. Participants must make the required designations before accessing Treasury's Portal. The required roles are as follows:

- **Account Administrator** for the HAF award has the administrative role of maintaining the names and contact information of the designated individuals for HAF reporting. The Account Administrator is also responsible for working within your organization to determine its designees for the roles of Point of Contact for Reporting and Authorized Representative for Reporting and providing their names and contact information via Treasury's Portal. Finally, the Account Administrator is responsible for making any changes or updates to the user roles as needed over the award period. We recommend that the Account Administrator identify an individual to serve in their place in the event of staff changes.
- **Point of Contact for Reporting** is the primary contact for receiving official Treasury notifications about reporting on the HAF award, including alerts about upcoming reporting, requirements, and deadlines. The Point of Contact for Reporting is responsible for completing the HAF reports.
- **Authorized Representative for Reporting** or ARR is responsible for certifying and submitting official reports on behalf of the HAF participant. Treasury will accept reports or



other official communications only when submitted by the Authorized Representative for Reporting. The Authorized Representative for Reporting is also responsible for communications with the Treasury on extension requests and amendments of previously submitted reports. The official reports may include special reports, Quarterly or Annual reports, and final reports.

Some essential items to note:

- Each designated individual must register with ID.me or Login.gov to access Treasury's Portal.
- Users who have previously registered through ID.me may continue to access Treasury's Portal through that method. This [link](#) includes further instructions.
- If you have not previously registered with ID.me, you should register through Login.gov following this [link](#). The following links provide additional information:
  - o <https://login.gov/create-an-account/>
  - o <https://login.gov/help/get-started/create-your-account/>
- An individual may be designated for multiple roles. For example, the individual designated as the Point of Contact for Reporting may also be designated as the Authorized Representative for Reporting.
- The recipient may designate one individual for all three roles.
- Multiple individuals can be designated for each role.
- An organization may make changes and updates to the list of designated individuals whenever needed. The Account Administrator must process these changes.

Refer to [Appendix A](#) for guidance on designating individuals for the three roles.

The designated individuals' names and contact information will be pre-populated in the "Recipient Profile" portion of the participant's HAF reports, and recipients will update the information, if necessary.

Please contact [HAF@treasury.gov](mailto:HAF@treasury.gov) for additional information on procedures for registering with ID.me or Login.gov.

## e) Questions?

If you have any questions about the HAF Program's reporting requirements, please contact us by email via [HAF@treasury.gov](mailto:HAF@treasury.gov).

## Section II. Navigation and Logistics

### a) Login to Landing Page and Portal Navigation

After logging into Treasury's Portal, the landing page (see Figure 1) will appear. The landing page will display brief introductions related to reporting for the State and Local Fiscal Recovery Funds (SLFRF) Program, Emergency Rental Assistance (ERA) Program, Capital Projects Fund (CPF) Program, and Homeowner Assistance Fund (HAF) Program.



U.S. DEPARTMENT OF THE TREASURY

Treasury COVID-19 Relief Hub

State, Local and Tribal Support  
Welcome

Introduction  
Submissions  
Compliance Reports

Welcome to the Treasury Programs supporting State, Territory, Tribal, and Local Government as part of the 2021 American Rescue Plan.

**State and Local Fiscal Recovery Funds (SLFRF)**  
\$350 billion available for state, territory, Tribal, and local governments to support the public health response and lay the foundation for a strong and equitable economic recovery.

**Emergency Rental Assistance (ERA)**  
\$21.6 billion available for state, territory, and local governments to assist households that are unable to pay rent and utilities.

**Homeowner Assistance Fund (HAF)**  
Nearly \$10 billion available for state, territory, and Tribal governments to provide relief for our country's most vulnerable homeowners.

**Capital Projects Fund (CPF)**  
\$10 billion available for state, territory, freely associated state, and Tribal governments for capital projects designed to jointly and directly enable work, education, and health monitoring, which includes the provision and improvement of broadband infrastructure where it is lacking.

**Submission Process**  
Depending on if you are a state, territory, local, or Tribal government, you will be eligible for different programs.

You now have a login and 24/7 access to this portal. You have two options while working on the submission/s - save your progress or submit the submission. If you save, you can return and edit information as needed. To resume working on a draft submission, click on "Submissions" using the navigation to the left of the page. This will bring you to your list of submissions, click "Edit" Button to continue working. Once you submit and certify the agreement, you cannot edit your information for that particular program without reaching out to Treasury to re-open the case and edit.

Ready to get started? Click "Go To Your Submissions" below.

Go To Your Submissions

**Compliance Process**  
You now have a login and 24/7 access to this portal. You have two options while working on your compliance report(s) - save your progress or submit the report. If you save, you can return and edit information as needed. To resume working on a draft report, click on "Compliance Reports" using the navigation to the left of the page. This will bring you to your list of compliance reports, click "Edit" button to continue the process.

NOTE: Once a compliance report is certified it cannot be reopened. Contact the Treasury to reopen a case.

Ready to get started? Click "Go to your Reports" below

Go To Your Reports

Help/Contact Us  
For assistance on your submission and other questions, contact Covid Relief Support

Figure 1 Portal Landing Page

Please select “Compliance Reports” on the left side panel of the portal landing page or “Go to Your Reports” on the bottom of the portal landing page to be taken to the My Compliance Reports landing page (Figure 2 below). At this time, you will see all compliance reports by Program that have been created or submitted.



Figure 2 My Compliance Reports Landing Page

In the HAF Compliance Reports section, please select “Create a new HAF compliance report” to create a compliance report for the HAF Program (see Figure 3 below).

Figure 3 Create HAF Compliance Report

Upon selecting “Create a new HAF compliance report,” a HAF Compliance Reports pop-up module will appear (See Figure 4 below). For the first Quarterly Report, please select the “Quarterly” in the first drop-down, the date range “Award Date – March 31, 2022,” in the second drop-down, and the corresponding HAF Plan in the third drop-down, as noted in Figure 4 below. Please select “Create” on the lower right side of the pop-up module to start the Quarterly Report.

- Please note that for subsequent quarterly reports, the range will be from Award Date to the Calendar Quarter end date (e.g., the second Quarterly Report data range will be Award Date – June 30, 2022).





HAF Compliance Reports

Quarterly

Award Date - March 31, 2022

HAF Grantee Plan : HAFP-0132

Create

Figure 4 HAF Compliance Reports Pop-Up Module

After selecting “Create”, you will be directed to the Quarterly Report module and be asked to fill out information related to your HAF Program activities for the designated reporting period.

The Navigation Bar (see Figure 5) on the left of Treasury’s Portal will allow you to move between Quarterly Report screens.

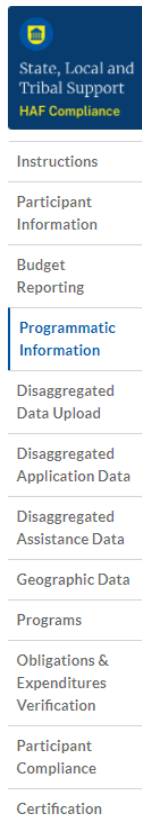


Figure 5 Navigation Bar



## b) Helpful Tips/Shortcuts for Submitting Data to Treasury’s Portal

Treasury’s Portal leads you through a series of online forms that, when completed, will fulfill your reporting obligations. While navigating through Treasury’s Portal and submitting required information for the Quarterly Report, users will need to enter data directly into Treasury’s Portal manually.

### 1. Manual Data Entry

Manual data entry requires you to provide inputs as instructed on the screen. Manual inputs are described in detail below for each User Guide section.

Your inputs will be subject to validation by Treasury’s Portal to ensure that the data provided is consistent with the expected format or description (e.g., entering “one hundred” instead of 100). If a given data entry fails a validation rule, Treasury’s Portal will display an error for you to address.

You will not be able to submit manually entered data that does not satisfy the data validation rules.

### 2. Narrative Boxes

Tip: When filling out detailed narratives, you are encouraged to type out responses in a word processing application (such as Microsoft Word) to minimize grammatical errors, track word count, and concisely answer all required narrative details. You can copy and paste the final written narratives directly into the Treasury Portal text boxes.

### 3. Corrections and Resubmissions

Once information is entered into Treasury’s Portal, the information will be accepted by Treasury’s Portal as a record if there are no data validation errors.

After a participant’s submission has been certified and submitted in the system by the Authorized Representative for Reporting, or ARR, it can be corrected or edited in the Portal by selecting the edit icon button next to the drafted or submitted report (see Figure 6). Participants may revise, recertify, and resubmit their Quarterly Report before the reporting deadline.

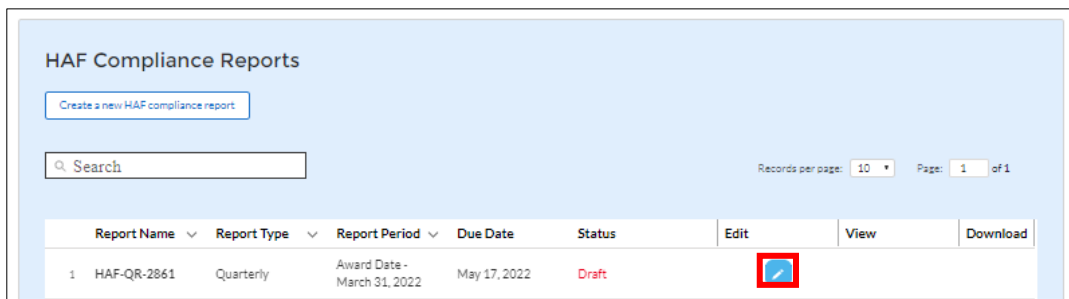


Figure 6 Edit Icon Button to Edit/Resubmit Entry



### Section III. Quarterly Report

The first Quarterly Report provides information on Program obligations and expenditures covering the period from Award Date to March 31, 2022. Please note that for subsequent quarterly reports, the range will be from Award Date to the Calendar Quarter end date (e.g., the second Quarterly Report data range will be Award Date – June 30, 2022). Multiple modules or “screens” will help participants navigate through the Quarterly Report in Treasury’s Portal as follows:

- a) Instructions
- b) Participant Information
- c) Budget Reporting
- d) Programmatic Information
- e) Disaggregated Data Upload
- f) Disaggregated Application Data
- g) Disaggregated Assistance Data
- h) Geographic Data
- i) Programs
- j) Obligations & Expenditures Verification
- k) Participant Compliance
- l) Validation & Certification

The following sections describe the reporting steps and information to be collected in each module.

#### **a) Instructions**

Upon creating a Quarterly Report, you will land on an instructions page. Please read the instructions as they are essential to understand before completing the subsequent screens. After reading the instructions, please select “Next.”

#### **b) Participant Information**

You will review and confirm critical information on your organization and input information required for the Quarterly Report on this screen. Participant Information will be pre-populated from your HAF Application file.

1. Review and confirm your Recipient Profile prepopulated from your HAF Application file.
2. Verify the names and contact information for individuals the recipient has designated for key reporting roles for the HAF Program displayed on the screen (see Figure 8).



**Participant Information**

Please verify that you are an authorized representative of the HAF participant and confirm the accuracy of the HAF participant's profile.

Participant Information			
Entity Name	Test HAF Entity - State		Type State/DC
UEID			TIN 123456789
DUNS	123456789	DUNS+@	123456789
CFDA#			FAIN# TESTFAIN
Address			
City	State	Zip	

Please report discrepancies (if any) on the above information.

**Contacts**

This is the current list of Points of Contacts for the Participant. This list can be managed by designated HAF Account Administrators, through the Treasury Covid-19 Relief Hub, or by clicking the Manage Contact button below. Please ensure that this list is accurate before submitting this report.

Figure 7 Recipient Information Example

**Contacts**

This is the current list of Points of Contacts for the Participant. This list can be managed through the Treasury COVID-19 Relief Hub (this website), by visiting this page. Please update the points of contact for the Participant before submitting this report.

Name	Title	Email	Roles
1 Jane Doe	HAF State Coordinator	notreal@not.real	HAF - Account Administrator; HAF - Point of Contact for Submission; HAF - Point of Contact for Reporting; HAF - Authorized Representative

Figure 8 Point of Contact List Example

If changes to the Participant Information are needed, use the discrepancy textbox (see Figure 7). If changes to the Point of Contact List are required, navigate to the account settings and add/delete/edit information. If there are any other questions regarding participant information, please contact us at [HAF@treasury.gov](mailto:HAF@treasury.gov).

After completing this screen, please select "Save and Next" to continue.

### c) Budget Reporting

On this screen, enter aggregate information regarding the sum of all cumulative Obligated (including Expended amounts) and cumulative Expended funds across all Programs related to your approved budget (see Figure 9). All Programs using the budgetary item "Other measures to prevent homeowner displacement" will need to be broken out by Program Design Element on subsequent screens in the Portal.



State, Local and Tribal Support  
HAF Compliance

Instructions

Participant Information

Budget Reporting

Programmatic Information

Import Disaggregated Data

Disaggregated Application Data

Disaggregated Assistance Data

Geographic Data

Programs

Obligations & Expenditures Verification

Participant

### Budget Reporting

The table below lists the budget items that appear in the participant's approved HAF Plan, along with the amounts budgeted for each item. Please report the participant's obligations and expenditures as they relate to these budget items.

Note that on subsequent screens, the participant will be expected to break out programs, obligations and expenditures listed under "Measures Prevent Displacement" to the defined Program Design Elements.

Participants who want or need to update their HAF Plan budgets should contact Treasury at [HAF@Treasury.gov](mailto:HAF@Treasury.gov).

	HAF Original Plan Budget	Current Budgeted Amount	Cumulative to Date Obligations	Cumulative to Date Expenditures
1	Mortgage Payment Assistance	\$1.00	\$0.00	\$0.00
2	Financial Assistance	\$1.00	\$0.00	\$0.00
3	Mortgage Principal Reduction	\$1.00	\$0.00	\$0.00
4	Facilitating Interest Rate	\$1.00	\$0.00	\$0.00
5	Payment Assistance Utilities	\$1.00	\$0.00	\$0.00
6	Payment Assistance Internet	\$1.00	\$0.00	\$0.00
7	Payment Assistance Insurance	\$1.00	\$0.00	\$0.00
8	Payment Assistance Fees	\$1.00	\$0.00	\$0.00
9	Payment Assistance Loans	\$1.00	\$0.00	\$0.00
10	Payment Assistance Taxes	\$5.00	\$0.00	\$0.00
11	Counseling or Education	\$1.00	\$0.00	\$0.00
12	Legal Services	\$1.00	\$1.00	\$0.00
13	Measures Preventing Displacement Subtotal	\$21.00	\$0.00	\$0.00
14	measure test	\$1.00	\$0.00	\$0.00
15	20.00 bucks	\$20.00	\$0.00	\$0.00
16	Reimbursable Expenses Subtotal	\$2.22	\$1.00	\$1.00
17	total	\$1.00	\$1.00	\$1.00

Figure 9 Budget Reporting

1. Column One "B" Data Element: Budgeted Amount by Program Design Element.

- This information will be prepopulated from the participant's submitted HAF Plan. The budgeted amounts reflected here should match one-to-one with the participant's submitted HAF Plan.

2. Column One "C" Data Element: Cumulative Obligated Expenditures by Program Design Element.

- The sum of the Obligated amount, across all Programs, for each Program Design Element noted in the HAF participant's submitted HAF Plan.
- Expended funds should not exceed Obligated funds. Please refer to **Obligated** in the Definitions [section](#) if you need further clarification.

3. Column One "D" Data Element: Cumulative Expenditures by Program Design Element.



- The sum of the Expended amount, across all Programs, for each Program Design Element noted in the HAF participant’s submitted HAF Plan. Please refer to **Expended** in the Definitions [section](#) if you need further clarification.

### d) Programmatic Information

On the next screen, HAF participants will be asked to provide programmatic information related to HAF assistance. State HAF Participants will also be asked to disaggregate certain data elements by various categories detailed in section [e\) Disaggregated Data<sup>1</sup>](#) below. Please note that all numerical figures provided on this screen will be **Cumulative** from Award Date to Calendar Quarter end date.

Figure 10 Programmatic Information pt. 1

### 1. Question One Data Element: Cumulative Number of Unique Homeowners Submitted Draft or Completed Application

<sup>1</sup> Tribal governments and the Department of Hawaiian Home Lands will not be required to complete the Disaggregated Data screen.



- Please enter the cumulative number of unique Homeowners that submitted a draft or completed HAF application for HAF assistance from Award Date – Calendar Quarter end date.
  - Include incomplete applications as “draft applications.”
  - Please note, you will be asked to disaggregate this number by Race, Ethnicity, Gender, AMI.<sup>2</sup>
2. Question Two Data Element: Cumulative Number of Unique Homeowners Submitted Completed Application.
- Please enter the cumulative number of unique Homeowners that submitted a completed HAF application for HAF assistance from Award Date – Calendar Quarter end date.
  - Completed applications should not include “draft applications”
  - Please note, you will be asked to disaggregate this number by Race, Ethnicity, Gender, AMI.<sup>3</sup>
3. Question Three Data Element: Cumulative Number of Unique Homeowners Withdrawn Application
- Please enter the cumulative number of unique Homeowners that submitted a draft or completed HAF application that was subsequently withdrawn by the Homeowner from Award Date – Calendar Quarter end date.
  - Please note, you will be asked to disaggregate this number by Race, Ethnicity, Gender, AMI.<sup>4</sup>
4. Question Four Data Element: Cumulative Number of Unique Homeowners Approved Application
- Please enter the cumulative number of unique Homeowners whose application for HAF assistance was approved from Award Date – Calendar Quarter end date.
  - Please note, you will be asked to disaggregate this number by Race, Ethnicity, Gender, AMI.<sup>5</sup>
5. Question Five Data Element: Cumulative Number of Unique Homeowners Denied Application

---

<sup>2</sup> Tribal governments and the Department of Hawaiian Home Lands will not be required to complete the Disaggregated Data screen.

<sup>3</sup> Tribal governments and the Department of Hawaiian Home Lands will not be required to complete the Disaggregated Data screen.

<sup>4</sup> Tribal governments and the Department of Hawaiian Home Lands will not be required to complete the Disaggregated Data screen.

<sup>5</sup> Tribal governments and the Department of Hawaiian Home Lands will not be required to complete the Disaggregated Data screen.



- Please enter the cumulative number of unique homeowners whose application for HAF assistance was denied from Award Date – Calendar Quarter end date.
  - Please note, you will be asked to disaggregate this number by Race, Ethnicity, Gender, AMI, and Reasons for Denial.<sup>6</sup>
6. Question Six Data Element: Cumulative Number of Unique Homeowners Assisted
- Please enter the cumulative number of unique Homeowners that received HAF assistance of any kind from Award Date – Calendar Quarter end date. This includes Homeowners who received all forms of assistance including Non-monetary HAF Assistance.
  - Please note, you will be asked to disaggregate this number by Race, Ethnicity, Gender, AMI, SDI qualifying status(es), Region, Mortgage type, Housing type, and Zip code.<sup>7</sup>
7. Question Seven Data Element: Cumulative Number of Unique Homeowners – AMI Targeting
- Please enter the cumulative number of unique Homeowners at or below 100% Area Median Income (or U.S. Median Income, **whichever is greater**) who received HAF assistance of any kind from Award Date – Calendar Quarter end date.
  - Note that you will be asked to disaggregate all HAF Homeowners by AMI regardless of whether or not 100% AMI is greater than US Median Income in the [Disaggregate Data section](#).
8. Question Eight Data Element: Cumulative Number of Unique Homeowners as SDI's
- Please enter the cumulative number of unique Homeowners classified as SDIs who received HAF assistance of any kind from Award Date – Report Date.
  - While one individual may qualify as an SDI based upon multiple indicators, provide the unique number of Homeowners as SDI's assisted.
  - Please note, you will be asked to disaggregate this number by Race, Ethnicity, Gender, AMI, SDI qualifying status(es), Region, Mortgage type, Housing type, and Zip code.<sup>8</sup>

---

<sup>6</sup> Tribal governments and the Department of Hawaiian Home Lands will not be required to complete the Disaggregated Data screen.

<sup>7</sup> Tribal governments and the Department of Hawaiian Home Lands will not be required to complete the Disaggregated Data screen.

<sup>8</sup> Tribal governments and the Department of Hawaiian Home Lands will not be required to complete the Disaggregated Data screen.





\* 9. Please enter the number of Delinquencies that were resolved through non-monetary HAF assistance (e.g. housing counseling helped resolved a Delinquency through an existing servicer's program).

\* 10. Please enter the number of Delinquencies that were resolved with monetary HAF assistance Expended.

\* 11. Please enter the number of unique Homeowners receiving HAF assistance that were not Delinquent prior to receiving HAF assistance.

12. Breakdown of reimbursement expenses: **Not Applicable.**  
[You did not indicate reimbursement expenses obligated and/or expended in the Budget Reporting section. This item applies only if you indicate reimbursement expenses obligated and/or expended in the Budget Reporting section.]

13. Based on your entries on the previous page (Budget Reporting) and above (Reimbursement Breakdown, if applicable), total cumulative Obligations for HAF assistance are **\$2.00.**

14. Based on your entries on the previous page (Budget Reporting) and above (Reimbursement Breakdown, if applicable), total cumulative Expenditures for HAF assistance are **\$1.00.**

\* 15. Please enter the number of unique Homeowners who applied for assistance that previously received HAF assistance.

\* 16. Please enter the number of unique Homeowners that received assistance on more than one application. Num HO Assisted On Mult Apps (HAF).

\* 17. Is it part of your standard process to speak with Homeowner applicants about the availability of loss mitigation and other loss mitigation options? Please respond "Yes" if your organization includes communication with Homeowner applications about the availability of loss mitigation options, otherwise select "No."

Figure 11 Programmatic Information pt. 2

9. Question Nine Data Element: Cumulative Number of Delinquencies Resolved w/ Non-Monetary HAF assistance.

- Please enter the cumulative number of Delinquencies resolved through non-monetary HAF assistance from Award Date to Calendar Quarter end date.
- Note that this count should only include instances where hardships were resolved **without** direct financial payment to or on behalf of the Homeowner. See the [Definitions section](#) for further clarification.
- HAF funds may or may not be expended during this process due to operational costs, etc. For example:



- o The direct payment of a balance in arrears on behalf of a Homeowner to resolve delinquency **would not** count in the category.
- o A HAF program connecting a homeowner to housing counseling services, including services funded using HAF funds, **would** count.
- Please note that circumstances that could count in this data element are not limited to the example given above. Participants must use the definition provided in the Definitions [section](#) to determine what qualifies as non-monetary HAF assistance.

10. Question Ten Data Element: Cumulative Number of Delinquencies Resolved w/ Monetary HAF Assistance

- Please enter the number of Delinquencies resolved with Expended monetary HAF assistance from Award Date – Calendar Quarter end date.
- Note that this count should include instances where hardships **were resolved** by direct financial payments made to or on behalf of the Homeowner. See the Definitions [section](#) for further clarification.

11. Question Eleven Data Element: Cumulative Number of Unique Non-Delinquent Homeowners receiving HAF assistance

- Please enter the cumulative number of unique Homeowners who received HAF assistance that are not Delinquent from Award Date – Calendar Quarter end date.

12. Question Twelve Data Element: Cumulative Dollars of Reimbursement Expenses

- If you identified Reimbursement Expenses Obligated and Expended per the Budget Reporting screen, you will be presented with the table below (see Figure 12). This table disaggregates your reimbursement Expenses Obligated and Expended by Program Design Element. If your organization did not identify Reimbursement Expenses on the Budget Reporting Screen, this table will not be available to edit.
- Column 1 Data Element: Cumulative Reimbursement Obligations
  - o Please enter the dollar amount of HAF Reimbursement Expenditures from Award Date – Calendar Quarter end date.
- Column 2 Data Element: Cumulative Reimbursement Expenditures
  - o Please enter the dollar amount of HAF Reimbursement Expenditures from Award Date – Calendar Quarter end date.
- Please note that both your cumulative disaggregate Reimbursement Expenses Obligated and your cumulative disaggregate Reimbursement Expenses Expenditures must sum to align with what you reported on the previous Budget Reporting screen.



12. In the Budget Reporting section, you indicated \$1 obligated for reimbursement expenses, and \$1 expended for reimbursement expenses. Please provide a breakdown of these expenses to program design elements and administrative expenses.

Program Design Element	Cumulative Obligations	Cumulative Expenditure
Mortgage Payment Assistance	\$1.00	\$1.00
Financial Assistance	\$0.00	\$0.00
Mortgage Principal Reduction	\$0.00	\$0.00
Facilitating Interest Rate	\$0.00	\$0.00
Payment Assistance Utilities	\$0.00	\$0.00
Payment Assistance Internet	\$0.00	\$0.00
Payment Assistance Insurance	\$0.00	\$0.00
Payment Assistance Fees	\$0.00	\$0.00
Payment Assistance Loans	\$0.00	\$0.00
Payment Assistance Taxes	\$0.00	\$0.00
Measures Preventing Displacement	\$0.00	\$0.00
Counseling or Education	\$0.00	\$0.00
Legal Services	\$0.00	\$0.00
Administrative Expenses	\$0.00	\$0.00
<b>Totals</b>	<b>\$1.00</b>	<b>\$1.00</b>

Figure 12 Reimbursement Expenses Breakout

13. Question Thirteen Data Element: Cumulative Dollars of HAF Assistance Obligated less Administrative expenses

- The cumulative dollar amount of HAF assistance Obligated (not including administrative expenses) from Award Date – Calendar Quarter end date will be prepopulated using the Budget Reporting screen.
- Please note, you will be asked to disaggregate this dollar amount by Race, Ethnicity, Gender, AMI, SDI qualifying status(es), Region, Mortgage type, Housing type, and Zip code<sup>9</sup>
- Note that Cumulative HAF Obligations should include current and past expenditures as well as future obligations. See the Definitions [section](#) for further clarification.

14. Question Fourteen Data Element: Cumulative Dollars of HAF Assistance Expended less Administrative expenses

- The cumulative dollar amount of HAF assistance Expended (not including administrative expenses) from Award Date – Calendar Quarter end date will be prepopulated using the Budget Reporting screen.

<sup>9</sup> Tribal governments and the Department of Hawaiian Home Lands will not be required to complete the Disaggregated Data screen.



- Please note, you will be asked to disaggregate this dollar amount by Race, Ethnicity, Gender, AMI, SDI qualifying status(es), Region, Mortgage type, Housing type, and Zip code<sup>10</sup>

15. Question Fifteen Data Element: Cumulative Number of Unique Homeowners Applied – Previously Assisted

- Please enter the cumulative number of unique Homeowners who applied for assistance that previously received HAF assistance from Award Date – Calendar Quarter end date.
- If a Homeowner who has previously **been assisted** by any Program under your organization’s HAF Program, count them here.

16. Question Sixteen Data Element: Cumulative Number of Unique Homeowners Receiving Assistance– Previously Assisted

- Please enter the cumulative number of unique Homeowners that received assistance on more than one application from Award Date – Calendar Quarter end date.
- If a Homeowner who had previously **been assisted** by any Program under your organization’s HAF Programs and **received assistance** by either the same Program or another, count them here.

17. Question Seventeen Data Element: Loss Mitigation Prioritization

- Please respond “Yes” if it is part of your standard process to speak with Homeowner applicants about the availability of loss mitigation and other loss mitigation options.
- Please respond “No” if it is not part of your standard process.

After completing this screen, please select “Save and Next” to continue.

**e) Disaggregated Data Upload**

You have been provided with the option to bulk upload your disaggregated data related to applications and assistance using an Excel Template for ease of reporting. Please refer to [section f](#) and [section g](#) below for information on requirements to be collected.

---

<sup>10</sup> Tribal governments and the Department of Hawaiian Home Lands will not be required to complete the Disaggregated Data screen.



Figure 13 Disaggregated Data Upload

To use the bulk upload feature, please download the HAF Quarterly Disaggregated Data Template by clicking the “Download the HAF Quarterly Disaggregated Data Template” button (See Figure 13 above). Once you have downloaded the template, please fill out the corresponding information. If needed, further information on each column in the template can be found in [section f](#) and [section g](#) below.

Once you have filled out all cells in the template, please select the “Import Data File” button (see Figure 13 above), and you will be presented with the upload module (see Figure 14 below).

### Import Disaggregated Data

Figure 14 Import Disaggregated Data Upload Module

Please select “Upload Files” and upload your completed disaggregated data template.<sup>11</sup> Select “Close” to continue when you have finished entering/uploading your disaggregated data template.

<sup>11</sup> Please be sure to save your completed template as “Comma Separated Values” (.csv) before uploading.



### f) Disaggregated Application Data<sup>12</sup>

In this section, you will be asked to provide disaggregate data by various categories such as race, gender, ethnicity, area median income, and reason for denial (see Figures 15-17).

Disaggregated data can be entered manually on this page or uploaded directly from a template file provided to you noted in [section e](#). Be sure to save your work as you go by using the “Save” button.

Note that all Columns of each Table require cumulative counts of applications.

**Data Column Definitions**

- 1) Cumulative number of unique Homeowners that submitted a draft or completed application for HAF assistance from Award Date through Calendar Quarter end date.
- 2) Cumulative number of unique Homeowner that submitted a completed application for HAF assistance, from Award Date through Calendar Quarter end date.
- 3) Cumulative number of unique Homeowners who submitted a completed HAF application for HAF assistance and then withdrew their application, from Award Date through Calendar Quarter end date.
- 4) Cumulative number of unique Homeowners whose application for HAF assistance was approved, from Award Date through Calendar Quarter end date.
- 5) Cumulative number of unique Homeowners whose application for HAF assistance was denied, from Award Date – Calendar Quarter end date.

**Race**

Segment	1) Submitted	2) Completed	3) Withdrawn	4) Approved	5) Denied
1 American Indian or Alaska Native					
2 Asian - Indian				4	
3 Asian - Chinese					
4 Asian - Filipino					
5 Asian - Japanese					
6 Asian - Korean					
7 Asian - Vietnamese					
8 Asian - Other					
9 Black or African American					
Pacific Islander - Guamanian					

Figure 15 Disaggregated Application Data pt.1

#### 1. Table 1 Data Element: Disaggregate Race Application Cumulative Totals

- Please provide the cumulative figures for the number of applications submitted, completed, withdrawn, approved, and denied, each broken out by Race from Award Date – Calendar Quarter end date.
- Note that individuals may report more than one race, so your totals for cumulative number of applications may be greater than the total number of unique applications.

<sup>12</sup> Tribal governments and the Department of Hawaiian Homelands will not be required to fill out this screen.



Ethnicity						
Segment	1) Submitted	2) Completed	3) Withdrawn	4) Approved	5) Denied	
1 Hispanic or Latino/a	/	/	/	/	/	/
2 Not Hispanic or Latino/a	/	/	/	/	/	/
3 Declined to Answer	/	/	/	/	/	/
4 Data Not Collected	/	/	/	/	/	/
<b>Totals</b>	0	0	0	0	0	0

Gender						
Segment	1) Submitted	2) Completed	3) Withdrawn	4) Approved	5) Denied	
1 Male	/	/	/	/	/	/
2 Female	/	/	/	/	/	/
3 Non-binary	/	/	/	/	/	/
4 Declined to Answer	/	/	/	/	/	/
5 Data Not Collected	/	/	/	/	/	/
<b>Totals</b>	0	0	0	0	0	0

Area Median Income						
Segment	1) Submitted	2) Completed	3) Withdrawn	4) Approved	5) Denied	
1 Below or equal to 50%	/	/	/	/	/	/
2 Greater than 50% and less than or equal 80%	/	/	/	/	/	/
3 Greater than 80% and less than or equal to 100%	/	/	/	/	/	/
4 Greater than 100% and less than or equal to 150%	/	/	/	/	/	/
5 Data Not Collected	/	/	/	/	/	/
<b>Totals</b>	0	0	0	0	0	0

Figure 16 Disaggregated Application Data pt. 2

2. Table 2 Data Element: Disaggregate Ethnicity Application Cumulative Totals

- Please provide the cumulative figures for the number of applications submitted, completed, withdrawn, approved, and denied, each broken out by Ethnicity from Award Date – Calendar Quarter end date.
- Note that individuals may not be both “Hispanic or Latino/a” and “Not Hispanic or Latino/a” concurrently.

3. Table 3 Data Element: Disaggregate Gender Application Cumulative Totals

- Please provide the cumulative figures for the number of applications submitted, completed, withdrawn, approved, and denied, each broken out by Gender from Award Date – Calendar Quarter end date.
- Note that individuals reporting a Gender other than “Male” or “Female” or who reported both “Male” and “Female” concurrently, should be classified as “Non-binary.”

4. Table 4 Data Element: Disaggregate Area Median Income Application Cumulative Totals



- Please provide the cumulative figures for the number of applications submitted, completed, withdrawn, approved, and denied, each broken out by AMI from Award Date – Calendar Quarter end date.
- Please bucket applications by the percentile brackets provided to you in the Disaggregate Area Median Income Table.

Reason for Denial

Segment	5) Denied
1 Income Eligibility	
2 Lack of COVID Related Financial Hardship	
3 Property Not Primary Residence	
4 Principle Balance Exceeded Conforming Loan Limit	
5 Application Not Completed Within Program Timeframe	
6 Other	
<b>7 Total</b>	<b>0</b>

Back

Next

Figure 17 Disaggregated Application Data pt. 3

5. Table 5 Data Element: Disaggregate Reason for Denied Application Cumulative Totals

- Please provide the cumulative figures for the number of applications denied, each broken out by Reason for Denial from Award Date – Calendar Quarter end date.
- Note that applications may have been denied for more than one, so your totals for cumulative number of applications denied may be greater than the total number of unique applications denied.

**g) Disaggregated Assistance Data<sup>13</sup>**

In this section, you will be asked to provide disaggregate data by various categories such as race, gender, ethnicity, area median income, targeting, region, and mortgages (see Figure 18).

Disaggregated data can be entered manually on this page or uploaded directly from a template file provided to you. Be sure to save your work as you go by using the “Save” button.

Note that Columns 1 and 2 of each Table in the following section require cumulative counts of individuals along by the categories listed above. Note that Columns 3 and 4 of each Table in the following section require information about cumulative funds Obligated and Expended, refer to the Definitions [section](#) for further clarification on the distinction between the two terms.

<sup>13</sup> Tribal governments and the Department of Hawaiian Homelands will not be required to fill out this screen.





**State, Local and Tribal Support HAF Compliance**

- Instructions
- Participant Information
- Budget Reporting
- Programmatic Information
- Import Disaggregated Data
- Disaggregated Application Data
- Disaggregated Assistance Data**
- Geographic Data
- Programs
- Obligations & Expenditures Verification
- Participant Compliance
- Certification

### Disaggregated Assistance Data

Please review Data Column Definitions, and in the tables below and enter or edit the required information. After entering or editing data in each table, click the SAVE button immediately below the table. If you wish to import some or all of the participant's data, use the navigation links on the left side of the screen, or the NEXT and BACK buttons at the bottom of the page, to return to the page entitled [Import Disaggregated Data](#).

**Data Column Definitions**

1) Cumulative number of unique Homeowners that received HAF assistance of any kind, from Award Date through Calendar Quarter end date.  
 2) Cumulative number of unique Homeowners classified as "Socially Disadvantaged Individuals" who received HAF assistance of any kind, from Award Date through Calendar Quarter end date.  
 3) Cumulative amount of HAF assistance Obligated, from Award Date through Calendar Quarter end date.  
 4) Cumulative amount of HAF assistance Expended, from Award Date through Calendar Quarter end date.

**Race**

Segment	1) Homeowners	2) SDIs	3) Obligated	4) Expended
1 American Indian or Alaska Native	/	/	/	/
2 Asian - Indian	/	/	/	/
3 Asian - Chinese	/	/	/	/
4 Asian - Filipino	/	/	/	/
5 Asian - Japanese	/	/	/	/
6 Asian - Korean	/	/	/	/
7 Asian - Vietnamese	/	/	/	/
8 Asian - Other	/	/	/	/
9 Black or African American	/	/	/	/
10 Pacific Islander - Guamanian or Chamorro	/	/	/	/
11 Pacific Islander - Native Hawaiian	/	/	/	/
12 Pacific Islander - Samoan	/	/	/	/
13 Pacific Islander - Other	/	/	/	/
14 White	/	/	/	/
15 Declined to Answer	/	/	/	/
16 Data Not Collected	/	/	/	/
17 Totals	0	0	\$0.00	\$0.00

Figure 18 Disaggregated Data pt. 1

### 1. Table 1 Data Element: Disaggregate Race Cumulative Totals

- Please provide the cumulative figures for the number of Homeowners assisted, number of SDI's assisted, funds Obligated, and funds Expended, each broken out by Race from Award Date – Calendar Quarter end date.
- Note that individuals may report more than one race, so your totals for cumulative number of Homeowners assisted (Table 1, Column 1), cumulative number of SDI's assisted (Table 1, Column 2), cumulative amount of Obligations (Table 1, Column 3), and cumulative amount of Expenditures (Table 1, Column 4) may not reflect the number of unique individuals assisted or total amount of Obligations and Expenditures.
- For each homeowner that selected multiple race categories, the total amount of HAF assistance Obligated and Expended should be reported under each race category.



Ethnicity					
Segment	1) Homeowners	2) SDIs	3) Obligated	4) Expended	
1	Hispanic or Latino/a	/	/	/	/
2	Not Hispanic or Latino/a	/	/	/	/
3	Declined to Answer	/	/	/	/
4	Data Not Collected	/	/	/	/
5	<b>Totals</b>	0	0	\$0.00	\$0.00

Gender					
Segment	1) Homeowners	2) SDIs	3) Obligated	4) Expended	
1	Male	/	/	/	/
2	Female	/	/	/	/
3	Non-binary	/	/	/	/
4	Declined to Answer	/	/	/	/
5	Data Not Collected	/	/	/	/
6	<b>Totals</b>	0	0	\$0.00	\$0.00

Area Median Income					
Segment	1) Homeowners	2) SDIs	3) Obligated	4) Expended	
1	Below or equal to 50%	/	/	/	/
2	Greater than 50% and less than or equal 80%	/	/	/	/
3	Greater than 80% and less than or equal to 100%	/	/	/	/
4	Greater than 100% and less than or equal to 150%	/	/	/	/
5	Data Not Collected	/	/	/	/
6	<b>Totals</b>	0	0	\$0.00	\$0.00

Figure 19 Disaggregated Data pt. 2

2. Table 2 Data Element: Disaggregate Ethnicity Cumulative Totals

- Please enter the cumulative figures for the number of Homeowners assisted, number of SDI’s assisted, funds Obligated, and Funds Expended, each broken out by Ethnicity from Award Date – Calendar Quarter end date.
- Note that individuals may not be both “Hispanic or Latino/a” and “Not Hispanic or Latino/a” concurrently.

3. Table 3 Data Element: Disaggregate Gender Cumulative Totals

- Please provide the cumulative figures for the number of Homeowners assisted, number of SDI’s assisted, funds Obligated, and Funds Expended, each broken out by Gender from Award Date – Calendar Quarter end date.
- Note that individuals reporting a Gender other than “Male” or “Female” or who reported both “Male” and “Female” concurrently, should be classified as “Non-binary.”

4. Table 4 Data Element: Disaggregate Area Median Income Cumulative Totals

- Please provide the cumulative figures for the number of Homeowners assisted, the number of SDI’s assisted, funds Obligated, and Funds Expended, each broken out by AMI from Award Date – Calendar Quarter end date.



- Note that Homeowners who qualified for HAF assistance in a jurisdiction where US Median Income was used for targeting, individuals should be categorized as they fall within their own locality’s AMI regardless of if US Median Income was used for targeting.
- Please bucket individuals by the percentile brackets provided to you in the Disaggregate Area Median Income Table.

Socially Disadvantaged					
Segment	1) Homeowners	2) SDIs	3) Obligated	4) Expended	
1	Racial or Ethnic Prejudice-Targeted	/	/	/	/
2	Majority-Minority Census Tract-Targeted	/	/	/	/
3	Limited English Proficiency-Targeted	/	/	/	/
4	Resident US Territory; Indian Reservation; or Department of Hawaiian Home Lands-Targeted	/	/	/	/
5	Persistent Poverty County-Targeted	/	/	/	/
6	Other	/	/	/	/
7	N/A	/	/	/	/
8	<b>Totals</b>	0	0	\$0.00	\$0.00

Region					
Segment	1) Homeowners	2) SDIs	3) Obligated	4) Expended	
1	Rural Region	/	/	/	/
2	Urban Region	/	/	/	/
3	Data Not Collected	/	/	/	/
4	<b>Totals</b>	0	0	\$0.00	\$0.00

Mortgages					
Segment	1) Homeowners	2) SDIs	3) Obligated	4) Expended	
1	FHA Mortgages	/	/	/	/
2	VA Mortgages	/	/	/	/
3	USDA Mortgages	/	/	/	/
4	Government Sponsored Enterprise (GSE)	/	/	/	/
5	Private-label Securities	/	/	/	/
6	Reverse Mortgages	/	/	/	/
7	Portfolio Lending	/	/	/	/
8	Land Contracts	/	/	/	/
9	Other	/	/	/	/
10	N/A	/	/	/	/
11	Data Not Collected	/	/	/	/

Figure 20 Disaggregated Data pt. 3

5. Table 5 Data Element: Disaggregate SDI Cumulative Totals

- Please provide the cumulative figures for the number of Homeowners assisted, number of SDI’s assisted, funds Obligated, and funds Expended, each broken out by Socially Disadvantaged status from Award Date – Calendar Quarter end date.
- Please bucket the type of SDIs by their qualifying characteristics using the categories provided.
- Note that an individual may be bucketed into more than one or all SDI categories, depending on their individual characteristics.
- Note that an individual who is not an SDI should be counted as “N/A”

6. Table 6 Data Element: Disaggregate Region Cumulative Totals



- Please provide the cumulative figures for the number of Homeowners assisted, number of SDI's assisted, funds Obligated, and Funds Expended, each broken out by Region from Award Date – Calendar Quarter end date.
- Refer to the HAF Guidance on Participant Compliance and Reporting Responsibilities to determine Rural and Urban distinctions.

7. Table 7 Data Element: Disaggregate Mortgage Cumulative Totals

- Please provide the cumulative figures for the number of Homeowners assisted, number of SDI's assisted, funds Obligated, and funds Expended, each broken out by Mortgage type from Award Date – Calendar Quarter end date.
- Note that Reverse mortgages may overlap with other mortgage types.

Housing Type

Segment	1) Homeowners	2) SDIs	3) Obligated	4) Expended
1 Single Family Home Detached	/	/	/	/
2 Single Family Home Attached	/	/	/	/
3 Condominium	/	/	/	/
4 Manufactured Housing	/	/	/	/
5 Other	/	/	/	/
6 Data Not Collected	/	/	/	/
7 Totals	0	0	\$0.00	\$0.00

Back Next

Figure 21 Disaggregated Data pt. 4

8. Table 8 Data Element: Disaggregate Housing Cumulative Totals

- Please provide the cumulative figures for the number of Homeowners assisted, number of SDI's assisted, funds Obligated, and Funds Expended, each broken out by Housing type from Award Date – Calendar Quarter end date.

You have been provided with the option to bulk upload your disaggregated data using an Excel Template for ease of reporting. Please refer to [section e](#) above for more information on the bulk upload process. You may also upload partial datasets and manually edit the missing entries using the screen displayed in Figures 18-21 above.

**h) Geographic Data<sup>14</sup>**

On this screen, you will be asked to provide Geographic Data by zip code. *This information must be provided via Data File Import*, as pictured in Figure 22 below.

<sup>14</sup> Tribal governments and the Department of the Hawaiian Home Lands will not be required to complete this screen.

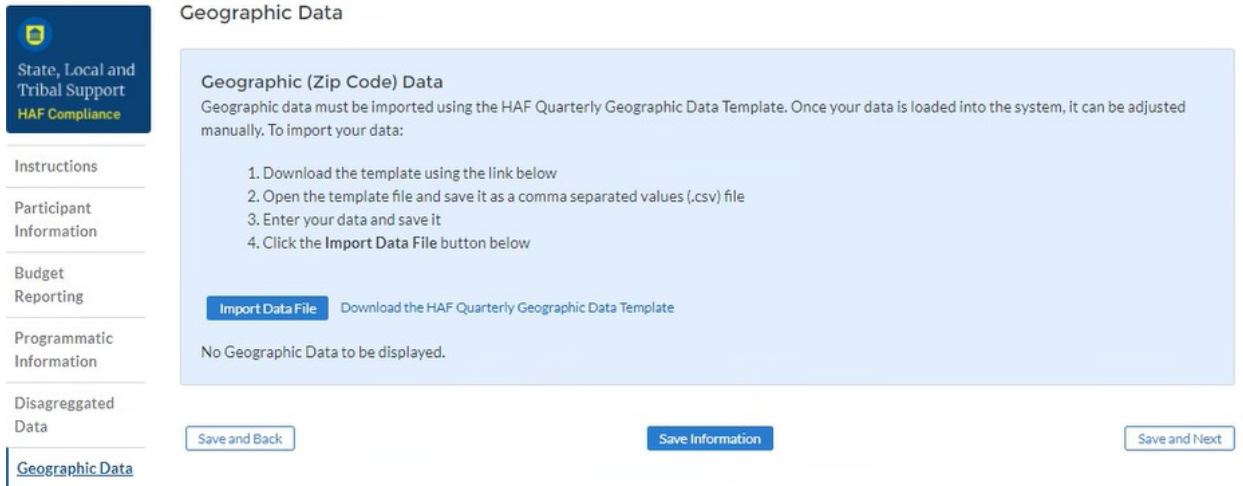


Figure 22 Geographic Data Upload

The data template you will be provided with will ask for information regarding individual zip codes, along with city, state, number of Unique Homeowners Assisted by zip code, amount of HAF Assistance Obligated by zip code, and amount of HAF Assistance Expended by zip code.

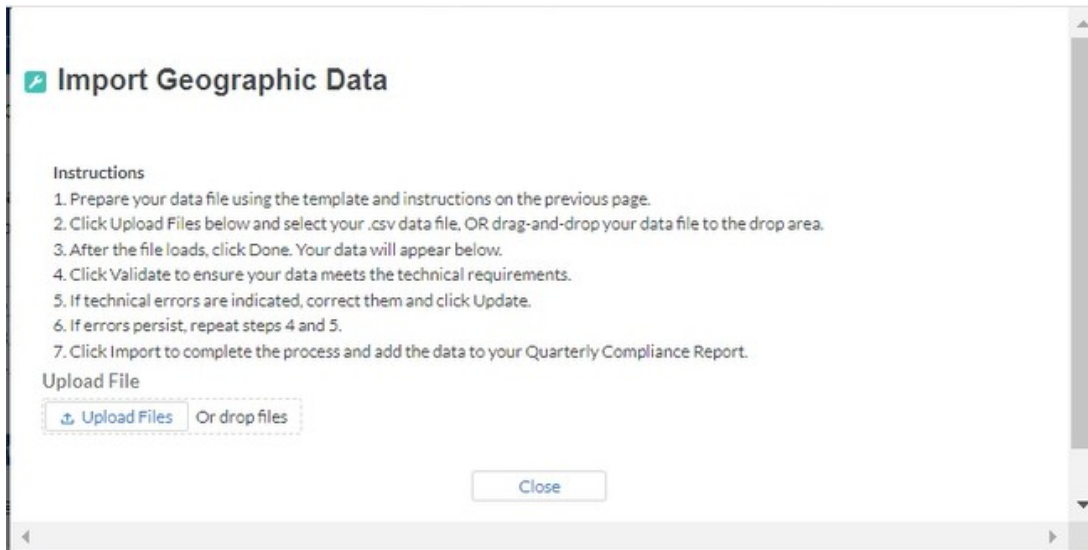


Figure 23 Import Geographic Data Pop-Up

When you have completed the template, select “Upload Files”<sup>15</sup>. Follow the template without changing the column names and add over the example data provided. *Improperly formatted submissions will fail to validate.* Once your data has been uploaded, follow the instructions that appear on the import box (see Figure 23). Once the data has been validated, select “Save and Next” to continue.

### i) Programs

<sup>15</sup> Enable pop-ups within if the screen fails to show up after selecting “Upload Files”



In your HAF Plan you submitted information regarding planned HAF Programs. On this screen you will enter general HAF participant Program information as well as information on corresponding Program Design Elements. Figure 24 below outlines the process for the Programs screen. Please note that you will be asked to enter individual Program information and then brought back to summary screen. If you have more than one Program, you will need to click “Add Program” and fill out corresponding information. If the need arises, you may edit or delete existing Programs.

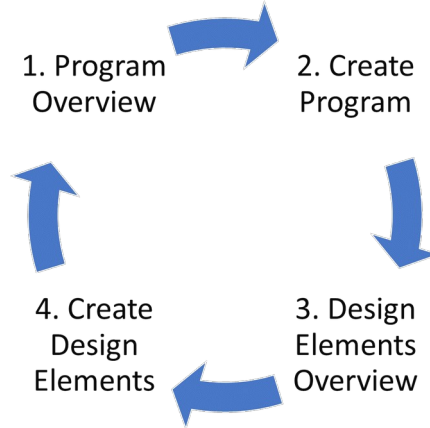


Figure 24 Program Creation Process

Once you have created a Program you will be asked to provide topline Program details and then to provide disaggregated details by each of the Programs’ Design Elements, which your organization submitted as a part of their HAF Plan.

To begin select “Add Program” to enter a new line item for each Program and fill in the corresponding information.

At any time, you may select “View/Download” All to review your entries in a top-down view during or after completion. The screen displayed in Figure 25 will not contain any Program entries until you have created your first Program entry.

Programs

Use this module to enter general HAF participant program information. Please add a new line item for each program of the HAF participant and fill in the corresponding information.

Program List

Search

Records per page: 10 Page: 1 of 1

Program Name	Prog ID	Start Date	Program Data Check	Edit	Remove
test program	PROG-0011	2022-02-28			
test 1	PROG-0012	2022-03-08			
test	PROG-0013	2022-03-10			

Back Next

Figure 25 Program Overview



### i. Add/Edit Program

Once you have selected “Add Program” the module displayed in Figure 26 will appear.

**Add / Edit Program**

Use this module to enter information regarding program design elements for each HAF program. Please add a new line item for each program design element under EACH program and fill in the corresponding information. For example, if a HAF program is used for mortgage assistance, internet assistance, and utilities assistance, a HAF participant would enter three separate line items for each of those program design elements and fill out the relevant information.

**Program Information**

\* Program Name: Test 1      \* Program Start Date: Mar 8, 2022

\* Program Income Earned: \$0.00      \* Program Income Expended: \$0.00

\* Program Description: test

\* Total Obligations Cumulative: \$0.00      \* Total Expenditures Cumulative: \$0.00

\* # of Homeowners Assisted Cumulative: 0      \* # of SDIs Assisted Cumulative: 0

\* # of Delinquencies Resolved W/ Monetary HAF Assistance Cumulative: 0      \* # of Delinquencies Resolved w/ Non-Monetary HAF Assistance Cumulative: 0

**Design Elements**

Program Design Element	\$ Obligated	\$ Expended	No. Homeowners Assisted	Edit	Remove

Buttons: Save, Cancel, Add Design Element

Figure 26 Add/Edit Program

After selecting “Add Program”, you will be prompted to provide the Program specific figures including:

1. Program Details: Program name, start date, and a summary description.
  - For the Program name, please tie the name to what was provided in your previously submitted term sheet.
2. Program Income Earned Cumulative to Calendar Quarter end date: Cumulative Income Earned as of Award Date – Calendar Quarter end date.
3. Program Income Expended Cumulative to Calendar Quarter end date: Cumulative Program Income Expended as of Award Date – Calendar Quarter end date.
4. Total Obligations Cumulative to Calendar Quarter end date: The Total Cumulative Obligations of the Program as of the Award Date – Calendar Quarter end date.
5. Total Expenditures Cumulative to Calendar Quarter end date: The Total Cumulative Expenditures of the Program, Cumulative as of the Award Date – Calendar Quarter end date.



6. Number of Unique Homeowners Assisted Cumulative to Calendar Quarter end date by the Program: The number of Homeowners assisted by the Program as of the Award Date – Calendar Quarter end date.
7. Number of SDI's Assisted Cumulative to Calendar Quarter end date by the Program<sup>16</sup>: The number of SDI's assisted by the Program as of the Award Date – Calendar Quarter end date.
8. Number of Delinquencies Resolved w/ Monetary Assistance Cumulative to Calendar Quarter end date by the Program: The number of Delinquencies resolved with Monetary Assistance as of the Award Date – Calendar Quarter end date.
9. Number of Delinquencies Resolved w/ Non-Monetary Assistance Cumulative to Calendar Quarter end date by the Program: The number of Delinquencies resolved with Non-Monetary Assistance as of the Award Date – Calendar Quarter end date. Refer to the Definitions [section](#) if you need further information.

Note that all information provided should be broken out to figures specific to the Program you are currently working on. After completing a Program, you will be able to toggle between and edit existing Programs from the Programs Overview, detailed in Figure 25 above.

#### Add / Edit Program

Use this module to enter information regarding program design elements for each HAF program. Please add a new line item for each program design element under EACH program and fill in the corresponding information. For example, if a HAF program is used for mortgage assistance, internet assistance, and utilities assistance, a HAF participant would enter three separate line items for each of those program design elements and fill out the relevant information.

Figure 27 Create/Edit Design Element

<sup>16</sup> Tribal governments and the Department of Hawaiian Home Lands will not be required to provide figures for the Cumulative number of SDI's assisted by each Program.





Design Elements Add Design Element

Program Design Element	\$ Obligated	\$ Expended	No. Homeowners Assisted	Edit	Remove
Mortgage Principal Reduction	\$100.00	\$100.00	300		
<b>Totals</b>	<b>\$100.00</b>	<b>\$100.00</b>			

Note: The sum of Expenditures entered for design elements is less than the total Expenditures entered for this program. Please adjust these entries to eliminate this inconsistency, or provide an explanation below.

Note: The sum of Obligations entered for design elements is less than the total Obligations entered for this program. Please adjust these entries to eliminate this inconsistency, or provide an explanation below.

Explanation for inconsistencies

Figure 28 Add/Edit Design Elements

## ii. Add/Edit Program Design Element

You will also be required to provide information regarding the Program Design Elements covered by each Program. When creating a Program select “Add Design Element” (see Figure 26 and 28 above) to enter the screen displayed in Figure 27 above. Within each Program, you will need to provide covered Program Design Elements and further disaggregated Program totals. Figure 28 above shows the Program Design Element overview displayed at the bottom of the page while a Program is created or edited. All added Program Design Elements in the Program are visible to make viewing progress and editing individual Program Design Elements more accessible.

Once you’ve chosen to either Add or Edit a given Program Design Element, you will be presented with the screen depicted in Figure 28. Provide the corresponding information to continue.

1. Program Design Element: Please select from the drop-down which Program Design Element you would like to add to your Program.
2. Total Expenditures Cumulative to Report Calendar Quarter end date by Program Design Element: The Total Cumulative Expenditures of the Program Design Element, Cumulative as of the Award Date – Calendar Quarter end date.
3. Total Obligations Cumulative to Report Calendar Quarter end date by Program Design Element: The Total Cumulative Obligations of the Program Design Element as of the Award Date – Calendar Quarter end date.
4. Number of Unique Homeowners Assisted Cumulative to Report Calendar Quarter end date by the Program Design Element: The number of Homeowners assisted by the Program Design Element as of the Award Date – Calendar Quarter end date.
5. Number of SDIs Assisted Cumulative to Report Calendar Quarter end date by the Program Design Element: The number of SDIs assisted by the Program Design Element as of the Award Date – Calendar Quarter end date.



Once you have completed entering information on all Programs and their respective Program Design Elements, select “Next” to continue.

### j) Obligations and Expenditures Verification

The information on this screen is read-only. Use the table displayed in Figure 29 to validate the figures that have been provided in previous screens. Note that this displayed information is populated by the Program Design Element screen provided earlier. This screen will display a validation error if the “Totals” figures from the Program Design Element screens do not match the information provided in the Budget Reporting screen.

**Obligations & Expenditures Verification**

Use this module to enter information regarding program design elements for each HAF Program. Please add a new line item for each program design element under EACH program and fill in the corresponding information. For example, if a HAF program is used for mortgage assistance, internet assistance, and utilities assistance, a HAF participant would enter three separate line items for each of those program design elements and fill out the relevant information.

**Design Element Expenditures**

**Data Column Definitions**  
 1) Number of Homeowners who received HAF assistance of any kind (Number)  
 2) Number of Homeowners classified as "Socially Disadvantaged Individuals" who received HAF assistance of any kind (Number)  
 3) Total dollar amount of HAF assistance Obligated (US Dollars)  
 4) Total dollar amount of HAF assistance Expended (US Dollars)

Design Element	Cumulative Obligations	Cumulative Expenditures
Mortgage Payment Assistance	\$0.00	\$0.00
Financial Assistance	\$0.00	\$0.00
Mortgage Principal Reduction	\$0.00	\$0.00
Facilitating Interest Rate	\$0.00	\$0.00
Payment Assistance Utilities	\$0.00	\$0.00
Payment Assistance Internet	\$0.00	\$0.00
Payment Assistance Insurance	\$0.00	\$0.00
Payment Assistance Fees	\$0.00	\$0.00
Payment Assistance Loans	\$0.00	\$0.00
Payment Assistance Taxes	\$0.00	\$0.00
Measures Preventing Displacement	\$0.00	\$0.00
Counseling or Education	\$0.00	\$0.00
Legal Services	\$0.00	\$0.00
<b>Totals</b>	<b>\$0.00</b>	<b>\$0.00</b>

Back Next

Figure 29 Obligations & Expenditures Verification

#### 1. Column One Data Element: Cumulative Obligations by Program Design Element

- This column reflects the sum of all cumulative Obligations across all Programs by Program Design Element.
- Note that we have progressed away from the Programs tab in the Navigation Bar and will now be reviewing information aggregated across all Programs by Program Design Element.

#### 2. Column Two Data Element: Cumulative Expenditures by Program Design Element



- This column reflects the sum of all Cumulative Expenditures across all Programs by Program Design Element.

### k) Participant Compliance

You will be asked to answer a series of questions relating to compliance with the HAF statute and established guidance (see Figure 30).

**State, Local and Tribal Support**  
**HAF Compliance**

- Instructions
- Participant Information
- Budget Reporting
- Programmatic Information
- Import Disaggregated Data
- Disaggregated Application Data
- Disaggregated Assistance Data
- Geographic Data
- Programs
- Obligations & Expenditures Verification
- Participant Compliance**
- Certification

**Participant Compliance**

HAF participants are asked to answer the following questions as they relate to compliance with the HAF statute and established guidance.

\* 1. Did the HAF participant use HAF assistance to assist homeowners with loans above the maximum conforming loan limit as defined in the HAF statute?

\* 2. Prior to disbursing HAF assistance to homeowners, did the HAF participant require homeowners to provide attestations with supporting documentation that they experienced financial hardship after January 21, 2020?

\* 3. In determining income for each household applying for HAF assistance, did the HAF participant use HUD's definition of "annual income" in 24 CFR 5.609 or adjusted gross income as defined for purposes of reporting on IRS Form 1040 series as mentioned in the HAF guidance?

\* 4. Based on the submitted HAF plan, the HAF participant used the following definition for determining Socially Disadvantaged Individuals (SDIs).  
 Example Socially Disad.  
 Please confirm that the HAF participant used this definition to determine SDIs during the report quarter. Select 'confirm' if this definition is correct or 'deny' if the definition is incorrect and needs altered.

\* 5A. Please enter the dollar amounts of HAF assistance that have been Obligated to Homeowners with incomes less than the greater of 100% AMI or US Median Income.

\* 5B. Please enter the dollar amounts of HAF assistance that have been Expended to Homeowners with incomes less than the greater of 100% AMI or US Median Income.

\* 6. Did the HAF participant allocate at least 60% of HAF assistance to homeowners with incomes less than the greater of 100% AMI or US Median Income?

Figure 30 Compliance Screen

#### 1. Question One Data Element: Maximum Conforming Loan Limit

- Select “Yes” if the participant provided HAF assistance to Homeowners on loans above the maximum conforming loan limit; give a narrative explanation for “Yes” answers.
- Otherwise, select “No.”



2. Question Two Data Element: Written Attestations
  - Select “Yes” if the participant required attestation from HAF Homeowners with supporting documentation of experienced hardship after January 21, 2020.
  - Otherwise, select “No”. Provide a narrative explanation for “No” answers.
3. Question Three Data Element: “Annual Income” Definition
  - Select “Yes” if the participant used HUD’s definition of “annual income”, adjusted gross income as defined for purposes of reporting on IRS Form 1040 series as mentioned in the HAF guidance, or other proxies approved in your HAF Grantee Plan when determining income for each household applying for HAF assistance.
  - Otherwise, select “No”. Provide a narrative explanation for “No” answers.
4. Question Four Data Element: SDI Definition<sup>17</sup>
  - A prepopulated SDI definition will be provided. This definition was pulled from your HAF Plan. Please review the definition prior to answering the next Yes/No question.
  - Select “Yes” if the participant used the submitted definition of SDIs when determining SDIs among HAF Homeowners.
  - Otherwise, select “No”. Provide a narrative explanation for “No” answers.
- 5a. Question Five “A” Data Element: HAF Assistance Obligated Homeowners less than the greater of either 100% AMI or US Median Income
  - Please enter the cumulative dollar amount of monetary HAF assistance **Obligated** to Homeowners with income less than the greater of either 100% AMI or US Median Income.
- 5b. Question Five “B” Data Element: HAF Assistance Expended Homeowners less than the greater of either 100% AMI or US Median Income
  - Please enter the cumulative dollar amount of monetary HAF assistance **Expended** to Homeowners with income less than the greater of either 100% AMI or US Median Income.
6. Question Six Data Element: 60% HAF Assistance Threshold
  - Select “Yes” if the participant Expended at least 60% of HAF assistance to Homeowners with income less than the greater of either 100% AMI or US Median Income.
  - Otherwise, select “No”. Provide a narrative explanation for all “No” answers.

---

<sup>17</sup> Tribal governments and the Department of Hawaiian Home Lands will not be required to answer Data Element 4.



### I) Certification

On this screen, the Authorized Representative for Reporting (ARR) will be asked to certify information pertaining to the Quarterly Report.

Use the “Validate” button at the top of the page (see Figure 31) to check your draft report for errors. Errors will backfill through the previous screens to make error-fixing easier.

Once validation is passed, the ARR will need sign the report digitally by entering their name in the text box presented and click the “Certify and Submit” button to complete the report submission.

Figure 31 Certification Screen



## Appendix A – Designating HAF Points of Contact by HAF Account Administrators

This section provides brief instructions for HAF Account Administrators on accessing Treasury’s Portal to provide officials’ names and contact information to be designated as your organization’s points of contact for the HAF award(s). The following pages offer step-by-step guidance.

Note the screens noted below may be subject to change.

### Section A: Instructions

#### Step 1

You must be registered in the ID.me or Login.gov system to access Treasury’s Portal. If you have questions about registering in ID.me or Login.gov, please email us at HAF@treasury.gov.

#### Step 2

Once you are registered in ID.me or Login.gov, click on the link in the email you received requesting the POC designations. If you do not have the email link, please email us via HAF@Treasury.gov, and the link will be provided.

#### Step 3

The link will take you to the Treasury Portal State, Local, and Tribal Support landing page below. Once on that page, click on the Go to Your Reports button at the bottom left of the screen, as indicated by the red box below.

Welcome to the Treasury Programs supporting State, Territory, Tribal, and Local Government as part of the 2021 American Rescue Plan.

**State and Local Fiscal Recovery Funds (SLFRF)**  
\$350 billion available for state, territory, Tribal, and local governments to support the public health response and lay the foundation for a strong and equitable economic recovery.

**Emergency Rental Assistance (ERA)**  
\$21.6 billion available for state, territory, and local governments to assist households that are unable to pay rent and utilities.

**Homeowner Assistance Fund (HAF)**  
Nearly \$10 billion available for state, territory, and Tribal governments to provide relief for our country’s most vulnerable homeowners.

**Capital Projects Fund (CPF)**  
\$10 billion available for state, territory, freely associated state, and Tribal governments for capital projects designed to jointly and directly enable work, education, and health monitoring, which includes the provision and improvement of broadband infrastructure where it is lacking.

**Submission Process**  
Depending on if you are a state, territory, local, or Tribal government, you will be eligible for different programs.  
You now have a login and 24/7 access to this portal. You have two options while working on the submission/s - save your progress or submit the submission. If you save, you can return and edit information as needed. To resume working on a draft submission, click on "Submissions" using the navigation to the left of the page. This will bring you to your list of submissions, click "Edit" Button to continue working. Once you submit and certify the agreement, you cannot edit your information for that particular program without reaching out to Treasury to re-open the case and edit.  
Ready to get started? Click "Go To Your Submissions" below.

[Go To Your Submissions](#)

**Compliance Process**  
You now have a login and 24/7 access to this portal. You have two options while working on your compliance report(s) - save your progress or submit the report. If you save, you can return and edit information as needed. To resume working on a draft report, click on "Compliance Reports" using the navigation to the left of the page. This will bring you to your list of compliance reports, click "Edit" button to continue the process.  
NOTE: Once a compliance report is certified it cannot be reopened. Contact the Treasury to reopen a case.  
Ready to get started? Click "Go to your Reports" below

[Go To Your Reports](#)

Figure 32 State, Local and Tribal Support Landing Page



### Step 4

The Go to Your Report button will take you to the Submissions and Compliance page. Once on that page, click on the three-line navigation icon at the top left of the screen. The red box indicates the icon.

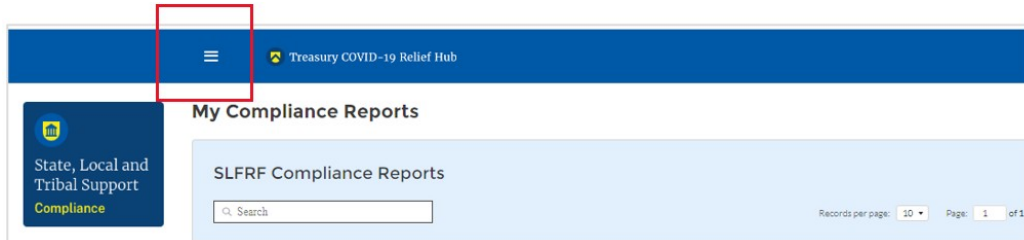


Figure 33 My Compliance Reports

### Step 5

After clicking on the three-line navigation icon, a drop-down menu will appear on the top left of the screen, as shown below. Please click on “Account” from the drop-down menu, as indicated by the red box below.

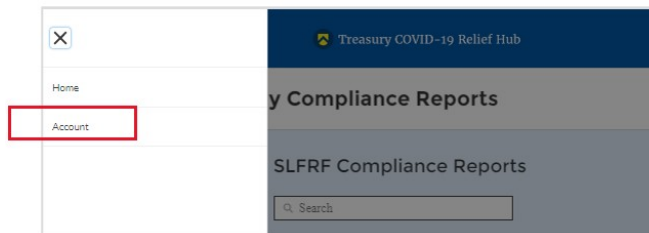


Figure 34 Account

### Step 6

Next, you will see the screen below. Under the “Account Name” heading, click on your organization’s name (as shown by the red box).

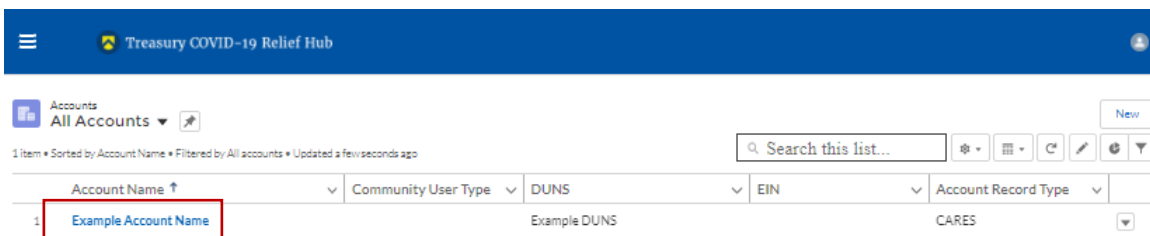


Figure 35 Account Name



### Step 7

By clicking your organization’s name, Treasury’s portal will open to allow you to provide names and contact information on your organization’s designees for the HAF reports, as shown below. The landing page includes basic information about the designations. Please see section B for more details about the roles and responsibilities for each of the three roles.

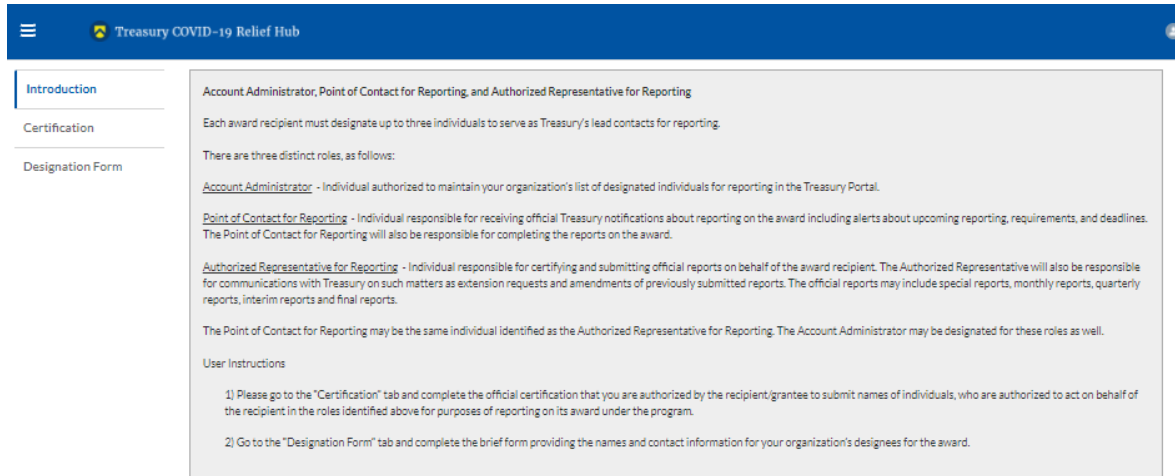


Figure 36 Landing Page

### Step 8

When you are ready to key in the names of the designated individuals, click on the Certification button on the left navigation bar, as noted in the red box shown below.



Figure 37 Certification

### Step 9

On the “Official Certification of Authorization” screen, you should type in your name to indicate you are authorized to submit the names of the designated individuals. Once you enter your name, click on the Submit button.





**Treasury COVID-19 Relief Hub**

Introduction

**Certification**

Designation Form

**Official Certification of Authorization**

I certify that I am authorized by the recipient/grantee to submit the above names of individuals, who are authorized to act on behalf of the recipient in the roles identified above for purposes of reporting on its award under the program. I acknowledge that any materially false, fictitious, fraudulent statement, or representation (or concealment or omission of a material fact) may be punishable by fine or imprisonment or both under the False Statements Accountability Act of 1996, as amended 18 U.S.C. § 1001, and also may subject me to civil penalties and administrative remedies for false claims or otherwise (including under to 31 U.S.C. §§ 3729 and 3730).

Signature of Account Administrator [Type name/signature equivalent]:

**Submit**

Figure 38 Official Certification of Authorization

### Step 10

Next, click on the Designation Form button on the left navigation bar, as noted by the red box shown below.

**Treasury COVID-19 Relief Hub**

Introduction

**Certification**

**Designation Form**

**Official Certification of Authorization**

I certify that I am authorized by the recipient/grantee to submit the above names of individuals, who are authorized to act on behalf of the recipient in the roles identified above for purposes of reporting on its award under the program. I acknowledge that any materially false, fictitious, fraudulent statement, or representation (or concealment or omission of a material fact) may be punishable by fine or imprisonment or both under the False Statements Accountability Act of 1996, as amended 18 U.S.C. § 1001, and also may subject me to civil penalties and administrative remedies for false claims or otherwise (including under to 31 U.S.C. §§ 3729 and 3730).

Signature of Account Administrator [Type name/signature equivalent]:

**Submit**

Figure 39 Designation Form

### Step 11

The Designation Form button will open the “Designation of Account Administrator, Point of Contact for Reporting, and Authorized Representative for Reporting” screen shown below.

**Treasury COVID-19 Relief Hub**

Introduction

Certification

**Designation Form**

Program Name: Emergency Rental Assistance

**Designation of Account Administrator, Point of Contact for Reporting, and Authorized Representative for Reporting**

Please provide contact information for up to three individual(s) who will serve in the following roles for this ERA1 or ERA2 award

- 1) Account Administrator
- 2) Point of Contact for Reporting
- 3) Authorized Representative for Reporting

An individual may serve in one or more roles.

Please provide the designees for the ERA1 or ERA2 award only, as listed in the introductory email note.

Please select "complete" after you have provided the contact information for all designees.

Please note: you can save the fillable form and return to it later using the link in the email note.

Please direct any questions to [EmergencyRentalAssistance@Treasury.gov](mailto:EmergencyRentalAssistance@Treasury.gov). Please include "POCs for Reporting" in the subject of your email note.

Salutation: --None--

Title:

Program-Roles:

First Name:

Phone:

Middle Name:

Email:

Last Name:

Name of Entity/Organization:

Suffix:

**Complete** **Edit my current roles**

Name  Title  Phone  Email  Roles

Figure 40 Designation of Account Administrator, Point of Contact of Reporting, and Authorized Representative for Reporting



You can use the Designation Form to enter the names and contact information for each of the three designations for each of your HAF allocations.

The roles for the HAF allocations are displayed as follows:

- HAF – Account Administrator
- HAF – Point of Contact for Reporting
- HAF – Authorized Representative for Reporting

The Designation Form screen shows nine data fields for entering the required information about the designated individual. These include:

- Salutation (optional)
- First Name
- Middle Name (optional)
- Last Name
- Suffix (optional)
- Title
- Phone
- Email
- Name of Entity/Organization (Recipient entity)

Note: The screen will display a list at the bottom of the screen with the names and contact information of individuals (if any) who have previously been designated for any of the three roles. This list will be important in maintaining and updating your organization's designees in the future.

- a. Designation of the Account Administrator
  - Remember, we have temporarily authorized you as the HAF – Account Administrator. There is no need to re-enter your name and contact information if you plan to continue in that role.
  - If you need to designate someone else as the HAF Account Administrator:
    - o Find your name at the bottom of the screen.
    - o Hit the blue Edit button located to the right of your name.
    - o Enter the name and contact information of the new HAF Account Administrator.
    - o Hit the blue Complete button.
- b. Designation of Point of Contact for Reporting and Authorized Representative for Reporting
  - Enter the next designee's name and contact information.
  - After entering the designee's name and required contact information, select the Program Role(s) for which they are being designated.
  - Once the role is selected, click on the small arrow to the right of the role, which will move the role to the box on the right.



- Click on the Complete button at the bottom of the screen.
- Follow the same process for each of the remaining designees.
- When you have entered all three designations, please press the Complete button.
- As a final step, go to the icon on the upper right of the screen as shown below to exit the system.

Figure 41 Designation Form

## Section B: Questions and Answers

### Who is authorized to designate the Account Administrator, the Point of Contact for Reporting, and the Authorized Representative for Reporting for my organization's HAF's award?

- Treasury requests that each HAF participant follow its own decision-making procedures in making the three designations for each award.

### What is the deadline for making the designation?

- Treasury requests that users of Treasury's portal make the three designations as soon as possible to enable your organization to submit its Quarterly Report and Recovery Plan Performance Report (if applicable).



### **What are the responsibilities for each of the three designated roles?**

- **Account Administrator** for the HAF award has the administrative role of maintaining the names and contact information of the designated individuals for HAF reporting. The Account Administrator is also responsible for working within your organization to determine its designees for the roles of Point of Contact for Reporting and Authorized Representative for Reporting and providing their names and contact information via Treasury's Portal. The Account Administrator can also view and submit reports. Finally, the Account Administrator is responsible for making any changes or updates as needed over the award period. We recommend that the Account Administrator identify an individual to serve in their place in the event of staff changes.
- **Point of Contact for Reporting** is the primary contact for receiving official Treasury notifications about reporting on the HAF award, including alerts about upcoming reporting, requirements, and deadlines. The Point of Contact for Reporting is responsible for completing the HAF reports but cannot certify and submit these reports.
- **Authorized Representative for Reporting** is responsible for certifying and submitting official reports on behalf of the HAF award recipient. Treasury will accept reports or other official communications only when submitted by the Authorized Representative for Reporting. The Authorized Representative for Reporting is also responsible for communications with Treasury on extension requests and amendments of previously submitted reports. The official reports may include special reports, monthly reports, quarterly reports, and final reports.

### **May my organization designate one individual for multiple roles?**

- Yes, an individual may be designated for multiple roles. For example, the individual designated as the Account Administrator can also be designated as the Authorized Representative for Reporting or Point of Contact for Reporting. It is also acceptable for an organization to designate one individual for all three roles; however, it should also adhere to any applicable personnel checks and balances rules.

### **May my organization designate more than one individual per role?**

- Yes, you may designate more than one person per role but are encouraged to limit the number of users assigned to each role.

### **May my organization change the designations from time to time?**

- Yes, an organization may make changes and updates to the list of designated individuals whenever needed.

### **Must each of the designated individuals register for using Treasury's Portal?**

- Yes, each individual designated for any of the roles must register with ID.me or Login.gov before being given access to Treasury's portal. Please contact us at the email address below for more information and guidance on registering with ID.me or Login.gov. If you are already registered with ID.me, you do not have to register to Login.gov to access your reports.





### **Additional Questions or Additional Assistance?**

- If you have additional questions about accessing or using Treasury's portal to provide the designees' names and contact information, please email us at [HAF@treasury.gov](mailto:HAF@treasury.gov).

