

Table of Contents— JRFC Attachments

Attachment A — Juvenile Justice and Delinquency Prevention Act (34 U.S.C. 11161).....	2
Attachment B — Omnibus Crime Control and Safe Streets Act (34 U.S.C. 10121-10122).....	10
Attachment C — Death in Custody Reporting Act (H.R. 1447)	15
Attachment D — JRFC web reporting form screenshots	19
Attachment E — JRFC paper form	34
Attachment F — JRFC mailout letter.....	59
Attachment G — Confidentiality of information (34 U.S.C. 10231)	61
Attachment H — Privacy certification requirements (28 C.F.R. 22).....	64
Attachment I — List of advisors.....	69
Attachment J — 2016 JRFC Bulletin	71
Attachment K — 2016 JRFC Data Snapshot.....	91
Attachment L — JRFC nonresponse mailout letter	92
Attachment M — JRFC nonresponse call instructions	94
Attachment N — Documentation of the JRFC imputation methodology.....	98

Title 34, United States Code, Section 11161

Part D—Research; Evaluation; Technical Assistance; Training

PRIOR PROVISIONS

A prior part D of title II of Pub. L. 93–415 related to gang-free schools and communities and gang intervention, prior to repeal by Pub. L. 107–273, div. C, title II, §12210(1), Nov. 2, 2002, 116 Stat. 1880.

§11161. Research and evaluation; statistical analyses; information dissemination

(a) Research and evaluation

(1) The Administrator shall—

(A) annually publish a plan to identify the purposes and goals of all agreements carried out with funds provided under this subsection; and

(B) conduct research or evaluation in juvenile justice matters, for the purpose of providing research and evaluation relating to—

(i) the prevention, reduction, and control of juvenile delinquency and serious crime committed by juveniles;

(ii) the link between juvenile delinquency and the incarceration of members of the families of juveniles;

(iii) successful efforts to prevent status offenders and first-time minor offenders from subsequent involvement with the juvenile justice and criminal justice systems;

(iv) successful efforts to prevent recidivism;

(v) the juvenile justice system;

(vi) juvenile violence;

(vii) the prevalence and duration of behavioral health needs (including mental health, substance abuse, and co-occurring disorders) among juveniles pre-placement and post-placement in the juvenile justice system, including an examination of the effects of secure detention in a correctional facility;

(viii) reducing the proportion of juveniles detained or confined in secure detention facilities, secure correctional facilities, jails, and lockups who are members of minority groups;

(ix) training efforts and reforms that have produced reductions in or elimination of the use of dangerous practices;

(x) methods to improve the recruitment, selection, training, and retention of professional personnel who are focused on the prevention, identification, and treatment of delinquency;

(xi) methods to improve the identification and response to victims of domestic child sex trafficking within the juvenile justice system;

(xii) identifying positive outcome measures, such as attainment of employment and educational degrees, that States and units of local government should use to evaluate the success of programs aimed at reducing recidivism of youth who have come in contact with the juvenile justice system or criminal justice system;

(xiii) evaluating the impact and outcomes of the prosecution and sentencing of juveniles as adults;

(xiv) successful and cost-effective efforts by States and units of local government to reduce recidivism through policies that provide for consideration of appropriate alternative

sanctions to incarceration of youth facing nonviolent charges, while ensuring that public safety is preserved;

(xvi) ¹ evaluating services, treatment, and aftercare placement of juveniles who were under the care of the State child protection system before their placement in the juvenile justice system;

(xvii) determining—

(I) the frequency, seriousness, and incidence of drug use by youth in schools and communities in the States using, if appropriate, data submitted by the States pursuant to this subparagraph and subsection (b); and

(II) the frequency, degree of harm, and morbidity of violent incidents, particularly firearm-related injuries and fatalities, by youth in schools and communities in the States, including information with respect to—

(aa) the relationship between victims and perpetrators;

(bb) demographic characteristics of victims and perpetrators; and

(cc) the type of weapons used in incidents, as classified in the Uniform Crime Reports of the Federal Bureau of Investigation; and

(xviii) other purposes consistent with the purposes of this subchapter and subchapter I.

(2) The Administrator shall ensure that an equitable amount of funds available to carry out paragraph (1)(B) is used for research and evaluation relating to the prevention of juvenile delinquency.

(3) Nothing in this subsection shall be construed to permit the development of a national database of personally identifiable information on individuals involved in studies, or in data-collection efforts, carried out under paragraph (1)(B)(x).

(4) Not later than 1 year after December 21, 2018, the Administrator shall conduct a study with respect to juveniles who, prior to placement in the juvenile justice system, were under the care or custody of the State child welfare system, and to juveniles who are unable to return to their family after completing their disposition in the juvenile justice system and who remain wards of the State in accordance with applicable confidentiality requirements. Such study shall include—

(A) the number of juveniles in each category;

(B) the extent to which State juvenile justice systems and child welfare systems are coordinating services and treatment for such juveniles;

(C) the Federal and local sources of funds used for placements and post-placement services;

(D) barriers faced by State and Indian Tribes in providing services to these juveniles;

(E) the types of post-placement services used;

(F) the frequency of case plans and case plan reviews;

(G) the extent to which case plans identify and address permanency and placement barriers and treatment plans;

(H) a description of the best practices in discharge planning; and

(I) an assessment of living arrangements for juveniles who, upon release from confinement in a State correctional facility, cannot return to the residence they occupied prior to such confinement.

(b) Statistical analyses

The Administrator shall—

(1) plan and identify the purposes and goals of all agreements carried out with funds provided under this subsection; and

(2) undertake statistical work in juvenile justice matters, for the purpose of providing for the collection, analysis, and dissemination of statistical data and information relating to juvenile delinquency and serious crimes committed by juveniles, to the juvenile justice system, to juvenile violence, and to other purposes consistent with the purposes of this subchapter and subchapter I.

(c) Grant authority and competitive selection process

The Administrator may make grants and enter into contracts with public or private agencies, organizations, or individuals and shall use a competitive process, established by rule by the Administrator, to carry out subsections (a) and (b).

(d) Implementation of agreements

A Federal agency that makes an agreement under subsections (a)(1)(B) and (b)(2) with the Administrator may carry out such agreement directly or by making grants to or contracts with public and private agencies, institutions, and organizations.

(e) Information dissemination

The Administrator may—

(1) review reports and data relating to the juvenile justice system in the United States and in foreign nations (as appropriate), collect data and information from studies and research into all aspects of juvenile delinquency (including the causes, prevention, and treatment of juvenile delinquency) and serious crimes committed by juveniles;

(2) establish and operate, directly or by contract, a clearinghouse and information center for the preparation, publication, and dissemination of information relating to juvenile delinquency, including State and local prevention and treatment programs, plans, resources, and training and technical assistance programs; and

(3) make grants and contracts with public and private agencies, institutions, and organizations, for the purpose of disseminating information to representatives and personnel of public and private agencies, including practitioners in juvenile justice, law enforcement, the courts, corrections, schools, and related services, in the establishment, implementation, and operation of projects and activities for which financial assistance is provided under this subchapter.

(f) National recidivism measure

The Administrator, in accordance with applicable confidentiality requirements and in consultation with experts in the field of juvenile justice research, recidivism, and data collection, shall—

(1) establish a uniform method of data collection and technology that States may use to evaluate data on juvenile recidivism on an annual basis;

(2) establish a common national juvenile recidivism measurement system; and

(3) make cumulative juvenile recidivism data that is collected from States available to the public.

(Pub. L. 93–415, title II, §251, as added Pub. L. 107–273, div. C, title II, §12211, Nov. 2, 2002, 116 Stat. 1888; amended Pub. L. 115–385, title II, §207, Dec. 21, 2018, 132 Stat. 5140.)

CODIFICATION

Section was formerly classified to section 5661 of Title 42, The Public Health and Welfare, prior to editorial reclassification and renumbering as this section.

AMENDMENTS

2018—Subsec. (a)(1). Pub. L. 115–385, §207(1)(A)(i), substituted "shall" for "may" in introductory provisions.

Subsec. (a)(1)(A). Pub. L. 115–385, §207(1)(A)(ii), substituted "annually publish a plan to identify" for "plan and identify".

Subsec. (a)(1)(B)(iii). Pub. L. 115–385, §207(1)(A)(iii)(I), added cl. (iii) and struck out former cl. (iii) which read as follows: "successful efforts to prevent first-time minor offenders from committing subsequent involvement in serious crime;".

Subsec. (a)(1)(B)(vii). Pub. L. 115–385, §207(1)(A)(iii)(II), added cl. (vii) and struck out former cl. (vii) which read as follows: "appropriate mental health services for juveniles and youth at risk of participating in delinquent activities;".

Subsec. (a)(1)(B)(ix) to (xviii). Pub. L. 115–385, §207(1)(A)(iii)(III), (IV), added cls. (ix) to (xiv) and redesignated former cls. (ix) to (xi) as (xvi) to (xviii), respectively.

Subsec. (a)(4). Pub. L. 115–385, §207(1)(B)(i), in introductory provisions, substituted "December 21, 2018" for "November 2, 2002" and inserted "in accordance with applicable confidentiality requirements" after "wards of the State".

Subsec. (a)(4)(D). Pub. L. 115–385, §207(1)(B)(ii), inserted "and Indian Tribes" after "State".

Subsec. (a)(4)(H), (I). Pub. L. 115–385, §207(1)(B)(iii)–(v), added subpars. (H) and (I).

Subsec. (b). Pub. L. 115–385, §207(2), substituted "shall" for "may" in introductory provisions.

Subsec. (f). Pub. L. 115–385, §207(3), added subsec. (f).

EFFECTIVE DATE OF 2018 AMENDMENT

Amendment by Pub. L. 115–385 not applicable with respect to funds appropriated for any fiscal year that begins before Dec. 21, 2018, see section 3 of Pub. L. 115–385, set out as a note under section 11102 of this title.

EFFECTIVE DATE

Part effective on the first day of the first fiscal year that begins after Nov. 2, 2002, and applicable only with respect to fiscal years beginning on or after the first day of the first fiscal year that begins after Nov. 2, 2002, see section 12223 of Pub. L. 107–273, set out as an Effective Date of 2002 Amendment note under section 11101 of this title.

¹ So in original. There is no cl. (xv).

Title 34, United States Code, Section 11117

§11117. Annual report

Not later than 180 days after the end of each fiscal year, the Administrator shall submit to the President, the Speaker of the House of Representatives, and the President pro tempore of the Senate a report that contains the following with respect to such fiscal year:

(1) A detailed summary and analysis of the most recent data available regarding the number of juveniles taken into custody, the rate at which juveniles are taken into custody, and the trends demonstrated by the data required by subparagraphs (A), (B), and (C). Such summary and analysis shall set out the information required by subparagraphs (A), (B), (C), and (D) separately for juvenile nonoffenders, juvenile status offenders, and other juvenile offenders. Such summary and analysis shall separately address with respect to each category of juveniles specified in the preceding sentence—

(A) the types of offenses with which the juveniles are charged;

(B) the race, gender, and ethnicity, as such term is defined by the Bureau of the Census, of the juveniles;

(C) the ages of the juveniles;

(D) the types of facilities used to hold the juveniles (including juveniles treated as adults for purposes of prosecution) in custody, including secure detention facilities, secure correctional facilities, jails, and lockups;

(E) the number of juveniles who died while in custody and the circumstances under which they died;

(F) the educational status of juveniles, including information relating to learning and other disabilities, failing performance, grade retention, and dropping out of school;

(G) a summary of data from 1 month of the applicable fiscal year of the use of restraints and isolation upon juveniles held in the custody of secure detention and correctional facilities operated by a State or unit of local government;

(H) the number of status offense cases petitioned to court, number of status offenders held in secure detention, the findings used to justify the use of secure detention, and the average period of time a status offender was held in secure detention;

(I) the number of juveniles released from custody and the type of living arrangement to which they are released;

(J) the number of juveniles whose offense originated on school grounds, during school-sponsored off-campus activities, or due to a referral by a school official, as collected and reported by the Department of Education or similar State educational agency; and

(K) the number of juveniles in the custody of secure detention and correctional facilities operated by a State or unit of local or tribal government who report being pregnant.

(2) A description of the activities for which funds are expended under this part, including the objectives, priorities, accomplishments, and recommendations of the Council.

(3) A description, based on the most recent data available, of the extent to which each State complies with section 11133 of this title and with the plan submitted under such section by the State for such fiscal year.

(4) An evaluation of the programs funded under this subchapter and their effectiveness in reducing the incidence of juvenile delinquency, particularly violent crime, committed by juveniles.

(5) A description of the criteria used to determine what programs qualify as evidence-based and promising programs under this subchapter and subchapter V and a comprehensive list of those programs the Administrator has determined meet such criteria in both rural and urban areas.

(6) A description of funding provided to Indian Tribes under this chapter or for a juvenile delinquency or prevention program under the Tribal Law and Order Act of 2010 (Public Law 111–211; 124 Stat. 2261), including direct Federal grants and funding provided to Indian Tribes through a State or unit of local government.

(7) An analysis and evaluation of the internal controls at the Office of Juvenile Justice and Delinquency Prevention to determine if grantees are following the requirements of the Office of Juvenile Justice and Delinquency Prevention grant programs and what remedial action the Office of Juvenile Justice and Delinquency Prevention has taken to recover any grant funds that are expended in violation of the grant programs, including instances—

- (A) in which supporting documentation was not provided for cost reports;
- (B) where unauthorized expenditures occurred; or
- (C) where subrecipients of grant funds were not compliant with program requirements.

(8) An analysis and evaluation of the total amount of payments made to grantees that the Office of Juvenile Justice and Delinquency Prevention recouped from grantees that were found to be in violation of policies and procedures of the Office of Juvenile Justice and Delinquency Prevention grant programs, including—

- (A) the full name and location of the grantee;
- (B) the violation of the program found;
- (C) the amount of funds sought to be recouped by the Office of Juvenile Justice and Delinquency Prevention; and
- (D) the actual amount recouped by the Office of Juvenile Justice and Delinquency Prevention.

(Pub. L. 93–415, title II, §207, as added [Pub. L. 100–690, title VII, §7255, Nov. 18, 1988, 102 Stat. 4437](#); amended [Pub. L. 102–586, §2\(e\), Nov. 4, 1992, 106 Stat. 4986](#); [Pub. L. 107–273, div. C, title II, §12207, Nov. 2, 2002, 116 Stat. 1872](#); [Pub. L. 115–385, title II, §203, Dec. 21, 2018, 132 Stat. 5128](#).)

REFERENCES IN TEXT

This chapter, referred to in par. (6), was in the original "this Act", meaning [Pub. L. 93–415, Sept. 7, 1974, 88 Stat. 1109](#), known as the Juvenile Justice and Delinquency Prevention Act of 1974, which is classified principally to this chapter. For complete classification of this Act to the Code, see Short Title of 1974 Act note set out under section 10101 of this title and Tables.

The Tribal Law and Order Act of 2010, referred to in par. (6), is title II of [Pub. L. 111–211, July 29, 2010, 124 Stat. 2261](#). For complete classification of this Act to the Code, see Short Title of 2010 Amendment note set out under section 2801 of Title 25, Indians, and Tables.

CODIFICATION

Section was formerly classified to section 5617 of Title 42, The Public Health and Welfare, prior to editorial reclassification and renumbering as this section.

PRIOR PROVISIONS

A prior section 207 of title II of Pub. L. 93–415, as added [Pub. L. 96–509, §9, Dec. 8, 1980, 94 Stat. 2753](#), related to establishment and functions of National Advisory Committee for

Juvenile Justice and Delinquency Prevention, prior to repeal eff. Oct. 12, 1984, by [Pub. L. 98-473, title II, §624, Oct. 12, 1984, 98 Stat. 2111](#).

Another prior section 207 of title II of [Pub. L. 93-415, Sept. 7, 1974, 88 Stat. 1117](#); [Pub. L. 95-115, §3\(e\), Oct. 3, 1977, 91 Stat. 1050](#), related to National Advisory Committee for Juvenile Justice and Delinquency Prevention, its membership, terms of office, etc., prior to repeal by [Pub. L. 96-509, §9, Dec. 8, 1980, 94 Stat. 2753](#).

AMENDMENTS

2018—Pub. L. 115-385, §203(1), substituted "each fiscal year" for "a fiscal year" in introductory provisions.

Par. (1)(B). Pub. L. 115-385, §203(2)(A), substituted ", gender, and ethnicity, as such term is defined by the Bureau of the Census," for "and gender".

Par. (1)(F). Pub. L. 115-385, §203(2)(C), inserted "and other" before "disabilities," and substituted semicolon for period at end.

Par. (1)(G) to (K). Pub. L. 115-385, §203(2)(B), (D), added subpars. (G) to (K).

Pars. (5) to (8). Pub. L. 115-385, §203(3), added pars. (5) to (8).

2002—Pars. (4), (5). Pub. L. 107-273 added par. (4) and struck out former pars. (4) and (5) which read as follows:

"(4) A summary of each program or activity for which assistance is provided under part C or D of this subchapter, an evaluation of the results of such program or activity, and a determination of the feasibility and advisability of replicating such program or activity in other locations.

"(5) A description of selected exemplary delinquency prevention programs for which assistance is provided under this subchapter, with particular attention to community-based juvenile delinquency prevention programs that involve and assist families of juveniles."

1992—Par. (1)(D). Pub. L. 102-586, §2(e)(1)(A), inserted "(including juveniles treated as adults for purposes of prosecution)".

Par. (1)(F). Pub. L. 102-586, §2(e)(1)(B), (2), (3), added subpar. (F).

EFFECTIVE DATE OF 2018 AMENDMENT

Amendment by Pub. L. 115-385 not applicable with respect to funds appropriated for any fiscal year that begins before Dec. 21, 2018, see section 3 of Pub. L. 115-385, set out as a note under section 11102 of this title.

EFFECTIVE DATE OF 2002 AMENDMENT

Amendment by Pub. L. 107-273 effective on the first day of the first fiscal year that begins after Nov. 2, 2002, and applicable only with respect to fiscal years beginning on or after the first day of the first fiscal year that begins after Nov. 2, 2002, see section 12223 of Pub. L. 107-273, set out as a note under section 11101 of this title.

EFFECTIVE DATE

Section effective Oct. 1, 1988, with the report required by this section with respect to fiscal year 1988 to be submitted not later than Aug. 1, 1989, notwithstanding the 180-day period provided in this section, see section 7296(a), (b)(3) of Pub. L. 100-690, as amended, set out as an Effective Date of 1988 Amendment note under section 11101 of this title.

TERMINATION OF REPORTING REQUIREMENTS

For termination, effective May 15, 2000, of provisions in this section relating to submittal to the Speaker of the House of Representatives and the President pro tempore of the Senate of an annual report, see section 3003 of Pub. L. 104–66, as amended, set out as a note under section 1113 of Title 31, Money and Finance, and item 10 on page 177 of House Document No. 103–7.

Title 34, United States Code, Section 10121

SUBCHAPTER II—NATIONAL INSTITUTE OF JUSTICE

§10121. Statement of purpose

It is the purpose of this subchapter to establish a National Institute of Justice, which shall provide for and encourage research and demonstration efforts for the purpose of—

- (1) improving Federal, State, and local criminal justice systems and related aspects of the civil justice system;
- (2) preventing and reducing crimes;
- (3) insuring citizen access to appropriate dispute-resolution forums; and
- (4) identifying programs of proven effectiveness, programs having a record of proven success, or programs which offer a high probability of improving the functioning of the criminal justice system.

The Institute shall have authority to engage in and encourage research and development to improve and strengthen the criminal justice system and related aspects of the civil justice system and to disseminate the results of such efforts to Federal, State, and local governments, to evaluate the effectiveness of programs funded under this chapter, to develop and demonstrate new or improved approaches and techniques, to improve and strengthen the administration of justice, and to identify programs or projects carried out under this chapter which have demonstrated success in improving the quality of justice systems and which offer the likelihood of success if continued or repeated. In carrying out the provisions of this subchapter, the Institute shall give primary emphasis to the problems of State and local justice systems and shall insure that there is a balance between basic and applied research.

(Pub. L. 90–351, title I, §201, as added [Pub. L. 96–157, §2, Dec. 27, 1979, 93 Stat. 1172](#); amended [Pub. L. 98–473, title II, §604\(a\), Oct. 12, 1984, 98 Stat. 2078](#).)

REFERENCES IN TEXT

This chapter, referred to in text, was in the original "this title", meaning title I of Pub. L. 90–351, as added by [Pub. L. 96–157, §2, Dec. 27, 1979, 93 Stat. 1167](#), which is classified principally to this chapter. For complete classification of title I to the Code, see Tables.

CODIFICATION

Section was formerly classified to section 3721 of Title 42, The Public Health and Welfare, prior to editorial reclassification and renumbering as this section.

PRIOR PROVISIONS

A prior section 201 of [Pub. L. 90–351, title I, June 19, 1968, 82 Stat. 198](#); [Pub. L. 93–83, §2, Aug. 6, 1973, 87 Stat. 197](#); [Pub. L. 94–503, title I, §104, Oct. 15, 1976, 90 Stat. 2408](#), set out Congressional statement of purpose in providing for a program of planning grants, prior to the general amendment of this chapter by Pub. L. 96–157.

AMENDMENTS

1984—Pub. L. 98–473 redesignated par. (5) as (4), struck out former par. (4) relating to improvement of efforts to detect, investigate, prosecute, and otherwise combat and prevent white-collar crime and public corruption, and in closing provisions struck out "to develop

alternatives to judicial resolution of disputes," after "local governments," and inserted "and demonstrate" after "to develop".

EFFECTIVE DATE OF 1984 AMENDMENT

Amendment by Pub. L. 98–473 effective Oct. 12, 1984, see section 609AA(a) of Pub. L. 98–473, set out as an Effective Date note under section 10101 of this title.

NATIONAL TRAINING PROGRAM FOR STATE AND LOCAL PROSECUTORS

[Pub. L. 110–424, Oct. 15, 2008, 122 Stat. 4819](#), provided that:

"SECTION 1. TRAINING FOR STATE AND LOCAL PROSECUTORS.

"The Attorney General is authorized to award a grant to a national nonprofit organization (such as the National District Attorneys Association) to conduct a national training program for State and local prosecutors for the purpose of improving the professional skills of State and local prosecutors and enhancing the ability of Federal, State, and local prosecutors to work together.

"SEC. 2. COMPREHENSIVE CONTINUING LEGAL EDUCATION.

"The Attorney General may provide assistance to the grantee under section 1 to carry out the training program described in such section, including comprehensive continuing legal education in the areas of trial practice, substantive legal updates, support staff training, and any other assistance the Attorney General determines to be appropriate.

"SEC. 3. AUTHORIZATION OF APPROPRIATIONS.

"There are authorized to be appropriated to the Attorney General to carry out this Act \$4,750,000 for each of the fiscal years 2009 through 2012, to remain available until expended."

§10122. National Institute of Justice

(a) Establishment; general authority of Attorney General over Institute

There is established within the Department of Justice, under the general authority of the Attorney General, a National Institute of Justice (hereinafter referred to in this subchapter as the "Institute").

(b) Director of Institute; appointment by President; authority; restrictions

The Institute shall be headed by a Director appointed by the President. The Director shall have had experience in justice research. The Director shall report to the Attorney General through the Assistant Attorney General. The Director shall have final authority over all grants, cooperative agreements, and contracts awarded by the Institute. The Director shall not engage in any other employment than that of serving as Director; nor shall the Director hold any office in, or act in any capacity for, any organization, agency, or institution with which the Institute makes any contract or other arrangement under this chapter.

(c) Duties and functions

The Institute is authorized to—

(1) make grants to, or enter into cooperative agreements or contracts with, public agencies, institutions of higher education, private organizations, or individuals to conduct research, demonstrations, or special projects pertaining to the purposes described in this subchapter, and provide technical assistance and training in support of tests, demonstrations, and special projects;

(2) conduct or authorize multiyear and short-term research and development concerning the criminal and civil justice systems in an effort—

(A) to identify alternative programs for achieving system goals;

- (B) to provide more accurate information on the causes and correlates of crime;
- (C) to analyze the correlates of crime and juvenile delinquency and provide more accurate information on the causes and correlates of crime and juvenile delinquency;
- (D) to improve the functioning of the criminal justice system;
- (E) to develop new methods for the prevention and reduction of crime, including the development of programs to facilitate cooperation among the States and units of local government, the detection and apprehension of criminals, the expeditious, efficient, and fair disposition of criminal and juvenile delinquency cases, the improvement of police and minority relations, the conduct of research into the problems of victims and witnesses of crime, the feasibility and consequences of allowing victims to participate in criminal justice decisionmaking, the feasibility and desirability of adopting procedures and programs which increase the victim's participation in the criminal justice process, the reduction in the need to seek court resolution of civil disputes, and the development of adequate corrections facilities and effective programs of correction; and
- (F) to develop programs and projects to improve and expand the capacity of States and units of local government and combinations of such units, to detect, investigate, prosecute, and otherwise combat and prevent white-collar crime and public corruption, to improve and expand cooperation among the Federal Government, States, and units of local government in order to enhance the overall criminal justice system response to white-collar crime and public corruption, and to foster the creation and implementation of a comprehensive national strategy to prevent and combat white-collar crime and public corruption.

In carrying out the provisions of this subsection, the Institute may request the assistance of both public and private research agencies;

- (3) evaluate the effectiveness, including cost effectiveness where practical, of projects or programs carried out under this chapter;
- (4) make recommendations for action which can be taken by Federal, State, and local governments and by private persons and organizations to improve and strengthen criminal and civil justice systems;
- (5) provide research fellowships and clinical internships and carry out programs of training and special workshops for the presentation and dissemination of information resulting from research, demonstrations, and special projects including those authorized by this subchapter;
- (6) collect and disseminate information obtained by the Institute or other Federal agencies, public agencies, institutions of higher education, and private organizations relating to the purposes of this subchapter;
- (7) serve as a national and international clearinghouse for the exchange of information with respect to the purposes of this subchapter;
- (8) after consultation with appropriate agencies and officials of States and units of local government, make recommendations for the designation of programs or projects which will be effective in improving the functioning of the criminal justice system, for funding as discretionary grants under subchapter V;
- (9) encourage, assist, and serve in a consulting capacity to Federal, State, and local justice system agencies in the development, maintenance, and coordination of criminal and civil justice programs and services; and
- (10) research and development of tools and technologies relating to prevention, detection, investigation, and prosecution of crime; and
- (11) support research, development, testing, training, and evaluation of tools and technology for Federal, State, and local law enforcement agencies.

(d) Criminal and civil justice research

To insure that all criminal and civil justice research is carried out in a coordinated manner, the Director is authorized to—

- (1) utilize, with their consent, the services, equipment, personnel, information, and facilities of other Federal, State, local, and private agencies and instrumentalities with or without reimbursement therefor;
- (2) confer with and avail itself of the cooperation, services, records, and facilities of State or of municipal or other local agencies;
- (3) request such information, data, and reports from any Federal agency as may be required to carry out the purposes of this section, and the agencies shall provide such information to the Institute as required to carry out the purposes of this subchapter;
- (4) seek the cooperation of the judicial branches of Federal and State Government in coordinating civil and criminal justice research and development; and
- (5) exercise the powers and functions set out in subchapter VII.

(Pub. L. 90–351, title I, §202, as added [Pub. L. 96–157, §2, Dec. 27, 1979, 93 Stat. 1172](#); amended [Pub. L. 98–473, title II, §604\(b\), Oct. 12, 1984, 98 Stat. 2078](#); [Pub. L. 103–322, title XXXIII, §330001\(h\)\(1\), Sept. 13, 1994, 108 Stat. 2139](#); [Pub. L. 107–296, title II, §237, Nov. 25, 2002, 116 Stat. 2162](#); [Pub. L. 112–166, §2\(h\)\(3\), Aug. 10, 2012, 126 Stat. 1285](#).)

CODIFICATION

Section was formerly classified to section 3722 of Title 42, The Public Health and Welfare, prior to editorial reclassification and renumbering as this section. Some section numbers or references in amendment notes below reflect the classification of such sections or references prior to editorial reclassification.

PRIOR PROVISIONS

A prior section 202 of [Pub. L. 90–351, title I, June 19, 1968, 82 Stat. 198](#); [Pub. L. 93–83, §2, Aug. 6, 1973, 87 Stat. 198](#), provided for making of grants to State planning agencies, prior to the general amendment of this chapter by Pub. L. 96–157.

AMENDMENTS

2012—Subsec. (b). Pub. L. 112–166 struck out ", by and with the advice and consent of the Senate" before period at end of first sentence.

2002—Subsec. (c)(3). Pub. L. 107–296, §237(1), inserted ", including cost effectiveness where practical," after "evaluate the effectiveness".

Subsec. (c)(10), (11). Pub. L. 107–296, §237(2), added pars. (10) and (11).

1994—Subsec. (c)(2)(E). Pub. L. 103–322 substituted "crime," for "crime,,".

1984—Subsec. (b). Pub. L. 98–473, §604(b)(1), required Director to report to Attorney General through Assistant Attorney General.

Subsec. (c)(2)(A). Pub. L. 98–473, §604(b)(2)(A)(i), struck out ", including programs authorized by section 3713 of this title" after "system goals".

Subsec. (c)(2)(E). Pub. L. 98–473, §604(b)(2)(A)(ii), struck out "the prevention and reduction of parental kidnaping" after "reduction of crime,".

Subsec. (c)(3). Pub. L. 98–473, §604(b)(2)(B), substituted "chapter" for "subchapter".

Subsec. (c)(4) to (7). Pub. L. 98–473, §604(b)(2)(C), (F), redesignated pars. (5) to (8) as (4) to (7), respectively, and struck out former par. (4) relating to evaluation of programs and projects under other subchapters of this chapter to determine their impact upon criminal and civil justice

systems and achievement of purposes and policies of this chapter and for dissemination of information.

Subsec. (c)(8). Pub. L. 98–473, §604(b)(2)(D)(i), (ii), (F), redesignated par. (10) as (8) and, in par. (8) as so designated, struck out "nationality priority grants under subchapter V of this chapter and" after "for funding as" and substituted "subchapter V" for "subchapter VI". Former par. (8) redesignated (7).

Subsec. (c)(9). Pub. L. 98–473, §604(b)(2)(E), (F), redesignated par. (11) as (9), and struck out former par. (9) relating to a biennial report to President and Congress on state of justice research.

Subsec. (c)(10), (11). Pub. L. 98–473, §604(b)(2)(F), redesignated pars. (10) and (11) as (8) and (9), respectively.

EFFECTIVE DATE OF 2012 AMENDMENT

Amendment by Pub. L. 112–166 effective 60 days after Aug. 10, 2012, and applicable to appointments made on and after that effective date, including any nomination pending in the Senate on that date, see section 6(a) of Pub. L. 112–166, set out as a note under section 113 of Title 6, Domestic Security.

EFFECTIVE DATE OF 2002 AMENDMENT

Amendment by Pub. L. 107–296 effective 60 days after Nov. 25, 2002, see section 4 of Pub. L. 107–296, set out as an Effective Date note under section 101 of Title 6, Domestic Security.

EFFECTIVE DATE OF 1984 AMENDMENT

Amendment by Pub. L. 98–473 effective Oct. 12, 1984, see section 609AA(a) of Pub. L. 98–473, set out as an Effective Date note under section 10101 of this title.

PUBLIC LAW 113-242—DEC. 18, 2014

DEATH IN CUSTODY REPORTING ACT OF 2013

128 STAT. 2860

PUBLIC LAW 113–242—DEC. 18, 2014

Public Law 113–242
113th Congress

An Act

Dec. 18, 2014

[H.R. 1447]

To encourage States to report to the Attorney General certain information regarding the deaths of individuals in the custody of law enforcement agencies, and for other purposes.

Death in Custody
Reporting Act
of 2013.
42 USC 13701
note.

Be it enacted by the Senate and House of Representatives of the United States of America in Congress assembled,

SECTION 1. SHORT TITLE.

This Act may be cited as the “Death in Custody Reporting Act of 2013”.

42 USC 13727.

SEC. 2. STATE INFORMATION REGARDING INDIVIDUALS WHO DIE IN THE CUSTODY OF LAW ENFORCEMENT.

(a) **IN GENERAL.**—For each fiscal year after the expiration of the period specified in subsection (c)(1) in which a State receives funds for a program referred to in subsection (c)(2), the State shall report to the Attorney General, on a quarterly basis and pursuant to guidelines established by the Attorney General, information regarding the death of any person who is detained, under arrest, or is in the process of being arrested, is en route to be incarcerated, or is incarcerated at a municipal or county jail, State prison, State-run boot camp prison, boot camp prison that is contracted out by the State, any State or local contract facility, or other local or State correctional facility (including any juvenile facility).

(b) **INFORMATION REQUIRED.**—The report required by this section shall contain information that, at a minimum, includes—

(1) the name, gender, race, ethnicity, and age of the deceased;

(2) the date, time, and location of death;

(3) the law enforcement agency that detained, arrested, or was in the process of arresting the deceased; and

(4) a brief description of the circumstances surrounding the death.

(c) **COMPLIANCE AND INELIGIBILITY.**—

(1) **COMPLIANCE DATE.**—Each State shall have not more than 120 days from the date of enactment of this Act to comply with subsection (a), except that—

(A) the Attorney General may grant an additional 120 days to a State that is making good faith efforts to comply with such subsection; and

(B) the Attorney General shall waive the requirements of subsection (a) if compliance with such subsection by a State would be unconstitutional under the constitution of such State.

Waiver authority.

PUBLIC LAW 113–242—DEC. 18, 2014

128 STAT. 2861

(2) **INELIGIBILITY FOR FUNDS.**—For any fiscal year after the expiration of the period specified in paragraph (1), a State that fails to comply with subsection (a), shall, at the discretion of the Attorney General, be subject to not more than a 10-percent reduction of the funds that would otherwise be allocated for that fiscal year to the State under subpart 1 of part E of title I of the Omnibus Crime Control and Safe Streets Act of 1968 (42 U.S.C. 3750 et seq.), whether characterized as the Edward Byrne Memorial State and Local Law Enforcement Assistance Programs, the Local Government Law Enforcement Block Grants Program, the Edward Byrne Memorial Justice Assistance Grant Program, or otherwise.

(d) **REALLOCATION.**—Amounts not allocated under a program referred to in subsection (c)(2) to a State for failure to fully comply with subsection (a) shall be reallocated under that program to States that have not failed to comply with such subsection.

(e) **DEFINITIONS.**—In this section the terms “boot camp prison” and “State” have the meaning given those terms, respectively, in section 901(a) of the Omnibus Crime Control and Safe Streets Act of 1968 (42 U.S.C. 3791(a)).

(f) **STUDY AND REPORT OF INFORMATION RELATING TO DEATHS IN CUSTODY.**—

(1) **STUDY REQUIRED.**—The Attorney General shall carry out a study of the information reported under subsection (b) and section 3(a) to—

(A) determine means by which such information can be used to reduce the number of such deaths; and

(B) examine the relationship, if any, between the number of such deaths and the actions of management of such jails, prisons, and other specified facilities relating to such deaths.

(2) **REPORT.**—Not later than 2 years after the date of the enactment of this Act, the Attorney General shall prepare and submit to Congress a report that contains the findings of the study required by paragraph (1).

SEC. 3. FEDERAL LAW ENFORCEMENT DEATH IN CUSTODY REPORTING REQUIREMENT. 42 USC 13727a.

(a) **IN GENERAL.**—For each fiscal year (beginning after the date that is 120 days after the date of the enactment of this Act), the head of each Federal law enforcement agency shall submit to the Attorney General a report (in such form and manner specified by the Attorney General) that contains information regarding the death of any person who is—

(1) detained, under arrest, or is in the process of being arrested by any officer of such Federal law enforcement agency (or by any State or local law enforcement officer while participating in and for purposes of a Federal law enforcement operation, task force, or any other Federal law enforcement capacity carried out by such Federal law enforcement agency); or

(2) en route to be incarcerated or detained, or is incarcerated or detained at—

(A) any facility (including any immigration or juvenile facility) pursuant to a contract with such Federal law enforcement agency;

(B) any State or local government facility used by such Federal law enforcement agency; or

Effective date.

128 STAT. 2862

PUBLIC LAW 113–242—DEC. 18, 2014

(C) any Federal correctional facility or Federal pre-trial detention facility located within the United States.

(b) INFORMATION REQUIRED.—Each report required by this section shall include, at a minimum, the information required by section 2(b).

(c) STUDY AND REPORT.—Information reported under subsection (a) shall be analyzed and included in the study and report required by section 2(f).

Approved December 18, 2014.

LEGISLATIVE HISTORY—H.R. 1447:

HOUSE REPORTS: No. 113–285 (Comm. on the Judiciary).

CONGRESSIONAL RECORD:

Vol. 159 (2013): Dec. 12, considered and passed House.

Vol. 160 (2014): Dec. 10, considered and passed Senate.

E

JRFC Web Form Screenshots

Contents

Login.....	2
Dashboard.....	3
Burden Statement.....	4
FAQs.....	5
History.....	7
Section 0.....	8
Section 1 – General Facility Information.....	9
Section 2 – Mental Health Services	10
Section 3 – Educational Services.....	11
Section 4 – Substance Abuse Services	12
Section 5 – The Last Month	13
Section 6 – The Last Year	14
Section 7 – General information.....	15

Login

Form Number: CJ-15 OMB No.: 1121-0219 Approval Expires: 10/31/2019



Enhancing Safety. Ensuring Accountability. Empowering Youth

OJJDP Office of Juvenile Justice
and Delinquency Prevention

Juvenile Residential Facility Census

Welcome to the Juvenile Residential Facility Census. Your participation in this census makes it possible to provide comprehensive and reliable statistical data on the residential placement of juvenile offenders; facilitate the needs of juvenile justice agencies and social service organizations that address the many problems faced by today's youth; and gather the most complete and accurate information regarding issues of juvenile detention, correction, and placement. Thank you for your participation in this endeavor.

Login

- Login by entering the appropriate information and press the "Login" button
- Username and Password are case sensitive

Username:

Password:

Please note: sessions will expire (requiring you to log back in) after 15 minutes of inactivity. No data will be lost.

U.S. Census Bureau Notice and Consent Warning

You are accessing a United States Government computer network. Any information you enter into this system is confidential. It may be used by the Census Bureau for statistical purposes and to improve the website. If you want to know more about the use of this system, and how your privacy is protected, visit our online privacy webpage at <https://www.census.gov/about/policies/privacy/privacy-policy.html>.

Use of this system indicates your consent to collection, monitoring, recording, and use of the information that you provide for any lawful government purpose. So that our website remains safe and available for its intended use, network traffic is monitored to identify unauthorized attempts to access, upload, change information, or otherwise cause damage to the web service. Use of the government computer network for unauthorized purposes is a violation of Federal law and can be punished with fines or imprisonment (PUBLIC LAW 99-474).

[Burden Statement](#)
[Accessibility](#)
[Privacy](#)
[Security](#)

Dashboard

Form Number: CJ-15 OMB No.: 1121-0219 Approval Expires: 10/31/2019



Enhancing Safety. Ensuring Accountability. Empowering Youth


OJJDP Office of Juvenile Justice
and Delinquency Preventio

Juvenile Residential Facility Census

[Dashboard](#)
[About](#)
[PDF Options](#)
[Data Snapshot](#)
[FAQS](#)
[Contact Us](#)
[Logout](#)

Facility Name:

Action	Status	Section	Description
Review Sec0	Complete	0	Facility and User Contact Information
Resume Sec1	In Progress	1	General Facility Information
Resume Sec2	In Progress	2	Mental Health Services
Resume Sec3	In Progress	3	Educational Services
Resume Sec4	In Progress	4	Substance Abuse Services
Resume Sec5	In Progress	5	The Last Month
Resume Sec6	In Progress	6	The Last Year
Resume Sec7	In Progress	7	General Information
Resume Sec8	In Progress	8	Comments

The letters PDF or the  icon indicate a document is in the [Portable Document Format \(PDF\)](#). To view the file you will need the [Adobe® Reader](#), which is available for free from the Adobe web site.

[Burden Statement](#)
[Accessibility](#)
[Privacy](#)
[Security](#)

Acting as Collection Agent
United States™
Census
Bureau
Measuring America

Burden Statement

BURDEN STATEMENT

FEDERAL ASSURANCES OF CONFIDENTIALITY AND OTHER NOTICES

The Juvenile Justice and Delinquency Prevention Act of 2002, provides the authority for conducting this data collection (see, 34 U.S.C. § 11161). We rely on your cooperation to present a clear picture of the state of juvenile justice placement in this country. The confidentiality of the information you provide on this questionnaire is guaranteed by Title 34, Section 10231 of the United States code. This law requires both the U.S. Department of Justice and the U.S. Census Bureau to hold strictly confidential any information that could identify individual youth, employees, or private facilities. The penalty for anyone violating this confidentiality is \$10,000. While public facilities are not subject to this statutory protection, OJJDP's policy is that the information collected for the Juvenile Residential Facility Census (JRFC) will only be used or revealed for research or statistical purposes, and it will take appropriate measures to protect the confidentiality of public facilities. The identities of all youth residing in facilities are protected. Further, per the Federal Cybersecurity Enhancement Act of 2015 (6 U.S.C. § 151), your data are protected from cybersecurity risks through screening of the systems that transmit your data. Your compliance with the request for information is entirely voluntary. If you would like more information concerning this authorization or the confidentiality guarantee, please write to Benjamin Adams at the address below.

Under the Federal Paperwork Reduction Act, a person is not required to respond to a collection of information unless it displays a currently valid OMB control number. We try to create forms and instructions that are accurate, can be easily understood, and which impose the least possible burden on you to provide us with information. We estimate that it will take one to three hours to complete this questionnaire with two hours being the average. This estimate includes time for reviewing the instructions, searching for and gathering the data, completing the form, and reviewing answers. If you have comments regarding the accuracy of this estimate, or suggestions for making this form simpler, you can write to:

Benjamin Adams
Social Science Analyst
Office of Juvenile Justice and Delinquency Prevention
810 Seventh Street, NW
U.S. Department of Justice
Washington, DC 20531

FAQs

FREQUENTLY ASKED QUESTIONS**1.) Do I have to fill this out on the Web?**

NO. We will accept paper forms either by mail or by fax. However, responding using the Web form will guarantee instant receipt of your data transmission.

2.) Once I enter the Web application, is there a time limit on how long I can remain in the application?

YES and NO. There is no limit; however, the system will time out after 15 minutes of respondent inactivity, and you will need to re-enter your user name and password to get back into the Web form.

3.) If I have to exit the application before completion in order to attend to another matter, will I lose the data that I have already entered?

NO. All data will be maintained if you click the NEXT button on each page being completed before you exit, all of your data will be saved up to that point. You may re-enter the Web form at a later time and continue to enter data.

4.) What should I do if the font size of the Web application is too small?

Go to the "View" option on the menu bar. Click on "text size" and then click "largest".

5.) How was my facility selected to fill out this survey?

All facilities that can house a juvenile that has been charged with or court-adjudicated for an offense, either delinquent or status, are requested to complete the form regardless of the type of facility. These juveniles have been processed through the juvenile justice system and are therefore in scope for this census.

6.) I work at a detention facility not a residential facility. Does this census apply to my facility?

Yes, a residential facility is any type of facility where the person spends the night.

7.) Do I have to use the reference date of October 24, 2018?

If you are unable to give us a count of juveniles for this date, please select another day near that date that you would consider your population was "normal" and indicate to us what day you are reporting for in the comments section.

8.) Section I Question 5 asks how many juveniles have assigned beds. We do not have "assigned beds". Do I need to complete the form?

If you are unable to give us a count of juveniles for this date, please select another day near that date that you would consider your population was "normal" and indicate to us what day you are reporting for in the comments section.

9.) If I have juveniles that are being housed that are part of a social services system (i.e. children in need of services/ abused/ neglected) and they have also committed an offense are they considered an offender in the juvenile justice system?

YES. These juveniles have a current sanction against them and are considered to be of a "dual status" nature and as a result should be included as a charged or adjudicated juvenile due to the offense that has been committed regardless of their other needs.

10.) If the reason a juvenile has been sent to a specific facility was to receive treatment for an addiction or affliction, but they also have a current sanction against them, should they also be included as a juvenile that has been charged with or court adjudicated for an offense?

YES. Even though the sole reason the juvenile having been turned over to the facility's custody was to receive treatment, they remain of a criminal status as a result of a charge or court adjudication that has been sanctioned against them and would otherwise be placed in a corrective institution, if not for their addiction or affliction.

11.) I have already submitted my data and would like to print a copy of the form?

Log back in again with your user name and password and it will take you to the Thank You page. Click on the PDF icon.

12.) Can I make changes to my form if I have already submitted my data?

YES. After submitting your data and you determine that changes to the data are necessary, please contact Sabrina Webb at 1-800-352-7229 or govs.JRFC@census.gov.

13.) I have a new facility that was not included in my packet?

Phone or email Sabrina Webb at 1-800-352-7229 or govs.JRFC@census.gov. She will send you new forms or an identification number to complete the forms online.

14.) Whom do I call if I have questions about filling out the form?

Phone or email Sabrina Webb at 1-800-352-7229 or govs.JRFC@census.gov.

History

HISTORY

Juvenile Residential Facility Census (JRFC)

This biennial census, beginning in 2000, collects data on the characteristics of juvenile residential facilities. Data collected includes: type of facility, capacity, number of juveniles held on a specific reference date, physical and mental health care services, substance abuse services, and education services. All data for the JRFC is currently collected by mail, fax and online web submittal. All phases of data processing, editing, and tabulation are conducted by the United States Census Bureau. All collective Census documentation are then prepared and forwarded to, and published by, the Office of Juvenile Justice and Delinquency Prevention (OJJDP) under the Department of Justice. OJJDP is responsible for all analysis and data disseminations.

The JRFC provides a detailed picture of the facilities that hold juvenile offenders and the services these facilities provide. The Census of Juveniles in Residential Placement (CJRP), the companion collection to JRFC conducted in alternating years since 1997, collects information on the demographics and legal attributes of each youth in a juvenile facility on the census date. Together the two biennial censuses provide the most comprehensive picture available of youth sanctioned to residential placement in the United States and the facilities and services these youth are provided. The JRFC and CJRP replaced the Census of Public and Private Juvenile Detention, Correctional, and Shelter Facilities, also known as the Children in Custody census, which had been conducted since the early 1970s.

Section 0

Item A - Verification of Facility Name

Please update the facility name below if corrections are needed:

Facility Name:

- Yes, the name listed above is the correct name for this facility.
 No, the name listed above is not the name of this facility. (Enter corrections below.)

What is the correct name of your facility?

Item B - Verification of Mailing Address

Is the address below the mailing address of the facility?

..

- Yes, the address listed above is the mailing address for this facility. (Proceed to Item C.)
 No, the address listed above is not this facility's mailing address. (Enter corrections below.)

Enter this facility's mailing address.

Address 1

Address 2

City

State Zip -

Item C - Verification of Physical Address

Is your Facility's mailing address the same as the physical address?

- Yes, the mailing address is the same as the physical address.
 No, the mailing address is NOT the same as the physical address. Please enter the physical address below.

Enter the facility's physical address.

Address 1

Address 2

City

State Zip -

Section 1 – General Facility Information

Form Number: CJ-15 OMB No.: 1121-0219 Approval Expires: 10/31/2019



Enhancing Safety. Ensuring Accountability. Empowering Youth

OJJDP Office of Juvenile Justice
and Delinquency Prevention

Juvenile Residential Facility Census

[Dashboard](#)

[About](#)

[PDF Options](#)

[Data Snapshot](#)

[FAQS](#)

[Contact Us](#)

[Logout](#)

Section 1 - General Facility Information

2. Which of the following best describes the physical layout of this facility?

This facility is -

- a part of one building
- all of one building
- more than one building at a single site or on one campus
- Other - Specify

[Save and Continue](#)

[Burden Statement](#)

[Accessibility](#)

[Privacy](#)

[Security](#)

Acting as Collection Agent

United States™
Census
Bureau

Measuring America

Section 2 – Mental Health Services

Form Number: CJ-15 OMB No.: 1121-0219 Approval Expires: 10/31/2019



Enhancing Safety. Ensuring Accountability. Empowering Youth

OJJDP Office of Juvenile Justice
and Delinquency Prevention

Juvenile Residential Facility Census

[Dashboard](#)

[About](#)

[PDF Options](#)

[Data Snapshot](#)

[FAQS](#)

[Contact Us](#)

[Logout](#)

Section 2 - Mental Health Services

1a. After arrival in this facility, are ANY young persons asked questions or administered a form which asks questions to determine risk for suicide?

- Yes
- No

[Save and Continue](#)

[Burden Statement](#)

[Accessibility](#)

[Privacy](#)

[Security](#)

Acting as Collection Agent

United States™
Census
Bureau

Measuring America

Section 3 – Educational Services

Form Number: CJ-15 OMB No.: 1121-0219 Approval Expires: 10/31/2019



Enhancing Safety. Ensuring Accountability. Empowering Youth

OJJDP Office of Juvenile Justice
and Delinquency Prevention

Juvenile Residential Facility Census

[Dashboard](#)

[About](#)

[PDF Options](#)

[Data Snapshot](#)

[FAQS](#)

[Contact Us](#)

[Logout](#)

Section 3 - Educational Services

1. After arrival in this facility, are ANY young persons evaluated to determine their educational grade levels and their educational needs at a location either INSIDE or OUTSIDE this facility?

- Yes
- No

[Save and Continue](#)

[Burden Statement](#)

[Accessibility](#)

[Privacy](#)

[Security](#)

Acting as Collection Agent

United States™
Census
Bureau

Measuring America

Section 4 – Substance Abuse Services

Form Number: CJ-15 OMB No.: 1121-0219 Approval Expires: 10/31/2019



Enhancing Safety. Ensuring Accountability. Empowering Youth

OJJDP Office of Juvenile Justice
and Delinquency Prevention

Juvenile Residential Facility Census

[Dashboard](#)

[About](#)

[PDF Options](#)

[Data Snapshot](#)

[FAQS](#)

[Contact Us](#)

[Logout](#)

Section 4 - Substance Abuse Services

1a. After arrival in this facility, are ANY young persons evaluated to determine whether they have substance abuse problems?

Substance abuse problems include problems with drugs and/or alcohol.

- Yes
- No

Save and Continue

[Burden Statement](#)

[Accessibility](#)

[Privacy](#)

[Security](#)

Acting as Collection Agent

United States™
Census
Bureau

Measuring America

Section 5 – The Last Month

Form Number: CJ-15 OMB No.: 1121-0219 Approval Expires: 10/31/2019



Enhancing Safety. Ensuring Accountability. Empowering Youth

OJJDP Office of Juvenile Justice
and Delinquency Prevention

Juvenile Residential Facility Census

[Dashboard](#)
[About](#)
[PDF Options](#)
[Data Snapshot](#)
[FAQS](#)
[Contact Us](#)
[Logout](#)

Section 5 - The Last Month

IMPORTANT INSTRUCTIONS

The following items ask you to answer questions about different events that may have occurred at this facility over a 30-day period.

The 30-day REFERENCE PERIOD for this section covers the time between the beginning of the day, September 1, 2018 and the end of the day on September 30, 2018.

1. During the month of September 2018, were there ANY UNAUTHORIZED DEPARTURES of any young persons who were assigned beds at this facility?

[+ Show Instructions](#)

Yes

No


Save and Continue

[Burden Statement](#)
[Accessibility](#)
[Privacy](#)
[Security](#)

Acting as Collection Agent
United States™
Census
 Bureau
Measuring America

Section 6 – The Last Year

Form Number: CJ-15 OMB No.: 1121-0219 Approval Expires: 10/31/2019



Enhancing Safety. Ensuring Accountability. Empowering Youth

OJJDP Office of Juvenile Justice and Delinquency Prevention

Juvenile Residential Facility Census

[Dashboard](#) [About](#) [PDF Options](#) [Data Snapshot](#) [FAQS](#) [Contact Us](#) [Logout](#)

Section 6 - The Last Year

IMPORTANT INSTRUCTIONS

Questions 1 through 3 ask about deaths of young persons at locations either **INSIDE** and/or **OUTSIDE** this facility during the period between October 1, 2017 and September 30, 2018.

INSIDE this facility refers to any location on the facility grounds.

OUTSIDE this facility refers to any location in the community or off facility grounds.

1. During the YEAR between October 1, 2017 and September 30, 2018, did ANY young persons die while assigned a bed at this facility at a location either **INSIDE** or **OUTSIDE** of this facility?

- Yes
- No

[Save and Continue](#)

[Burden Statement](#) [Accessibility](#) [Privacy](#) [Security](#)

Acting as Collection Agent
United States™
Census
Bureau
Measuring America

Section 7 – General information

Form Number: CJ-15 OMB No.: 1121-0219 Approval Expires: 10/31/2019



Enhancing Safety. Ensuring Accountability. Empowering Youth

OJJDP Office of Juvenile Justice
and Delinquency Prevention

Juvenile Residential Facility Census

- [Dashboard](#)
- [About](#)
- [PDF Options](#)
- [Data Snapshot](#)
- [FAQS](#)
- [Contact Us](#)
- [Logout](#)

Section 7 - General Information

1a. Are there any other juvenile residential facilities located within the same building or on the same campus as the facility being reported on here?

- Yes
- No

Save and Continue

[Burden Statement](#)

[Accessibility](#)

[Privacy](#)

[Security](#)

Acting as Collection Agent

United States™
Census
Bureau


Measuring America



Conducted by
U.S. DEPARTMENT OF COMMERCE
U.S. CENSUS BUREAU
FOR
OFFICE OF JUVENILE JUSTICE AND
DELINQUENCY PREVENTION
U.S. DEPARTMENT OF JUSTICE

Juvenile Residential Facility Census

QUESTIONNAIRE FOR



This questionnaire asks about services, staff, and persons assigned beds in this facility on Wednesday, OCTOBER 28, 2020.

PLEASE COMPLETE AND MAIL THIS FORM IN THE ENCLOSED ENVELOPE BY NOVEMBER 30, 2020

**Return the completed form to: U.S. CENSUS BUREAU
P.O. BOX 5000
JEFFERSONVILLE, IN 47199-5000
ERD/JRFC**

WEBSITE: <https://respond.census.gov/jrfc>

**Fax: 1-888-262-3974
EMAIL: govs.JRFC@census.gov**

**If you have any questions, call Sabrina Webb
U.S. Census Bureau, 1-800-352-7229.**

1. PERSON COMPLETING THIS QUESTIONNAIRE

Name			E-mail address		
Title					
Business address – Number and street/or P.O. Box/Route number			Telephone		
			Area code	Number	Extension
			Fax Number		
City	State	ZIP Code	Area code	Number	

Section 1 – GENERAL FACILITY INFORMATION

IMPORTANT INSTRUCTIONS

Complete this questionnaire for the facility listed on the cover. If additional questionnaires are needed for other facilities for which you report, call 1-800-352-7229 to request more forms.

A juvenile residential facility is a place where young persons who have committed offenses may be housed overnight. A facility has living/sleeping units, such as wings, floors, dorms, barracks, or cottages on one campus or in one building.

Any buildings with living/sleeping units that are not on the same campus should be considered separate facilities and should be recorded on separate questionnaires in this census.

1. Is the PREPRINTED facility name and mailing address on the BACK cover page of this form correct, or do they need to be corrected?

- 01 Preprinted facility name and mailing address on the BACK cover page of this form are correct
- 02 Preprinted facility name or mailing address need to be corrected – *Please make necessary corrections on the BACK cover page of this form.*

2. Which of the following best describes the physical layout of this facility?

Mark (X) ONE response.

This facility is –

- 01 a part of one building
- 02 all of one building
- 03 more than one building at a single site or on one campus
- 04 Other – *Specify* ↓

3. Are there any other buildings with living/sleeping units that are associated with this facility that are not next to this facility building or on the same campus?

- 01 Yes
- 02 No

IMPORTANT INSTRUCTIONS

Please call 1-800-352-7229 to request an additional questionnaire for each building with living/sleeping units associated with this facility that is not at the site of this facility building or campus.

4. On Wednesday, October 28, 2020, did this facility house any overflow detention population? "Overflow detention population" refers to those young persons who, because of the unavailability of beds in a detention center, are placed temporarily in a non-detention facility.

If this is a detention center, mark "No".

- 01 Yes
- 02 No

IMPORTANT INSTRUCTIONS

The following items ask you to use your records to provide counts of persons who had assigned beds in this facility at the end of the day on Wednesday, October 28, 2020. This date has been chosen carefully to give a standardized count of persons in facilities like yours across the country. You will be asked to classify your facility population into two age groups:

1. those persons under age 21; and
2. those persons age 21 and older.

You will then be asked to classify each person UNDER THE AGE OF 21 into just one of the two following categories:

1. those here because they have been charged with or court-adjudicated for an offense. An offense is any behavior that is illegal in your state for underage persons alone or for both underage persons and adults.
2. those here for reasons other than offenses

Section 1 – GENERAL FACILITY INFORMATION – Continued

5a. According to your records, at the end of the day on Wednesday, October 28, 2020, did ANY persons have assigned beds in this facility?

Include persons who were temporarily away, but had assigned beds on October 28. Do NOT include staff

- 01 Yes → Go to 5d
- 02 No

b. On Wednesday, October 28, 2020, no persons had assigned beds in this facility because this facility was:

- 01 Permanently closed
- 02 Temporarily closed
- 03 Open, but did not have any persons assigned beds on Wednesday, October 28, 2020 for a different reason.

c. Specify why there were not ANY persons assigned beds in your facility on Wednesday, October 28, 2020: Mark (X) all that apply.

- 01 This facility is no longer under contract to hold juvenile offenders.
- 02 This facility is (or was) under renovation.
- 03 Coronavirus pandemic (COVID-19): population reduced to zero due to a suspected or confirmed cases
- 04 Coronavirus pandemic (COVID-19): population was moved elsewhere as a precaution
- 05 Other – *please specify* ↓

INSTRUCTIONS: *If you did NOT have ANY persons assigned beds in this facility on Wednesday, October 28, 2020, go to Section 8 – Current Events.*

d. On Wednesday, October 28, 2020, no persons had assigned beds in this facility because this facility was:

 Persons

6. How many of the persons who had assigned beds at the end of the day on Wednesday, October 28, 2020 were AGE 21 or older?

Include persons who were temporarily away, but had assigned beds on Wednesday, October 28, 2020. **Do NOT** include staff. Please write "0" if there are **NO** persons age 21 or older.

 Persons 21 or older

7a. At the end of the day on Wednesday, October 28, 2020, did ANY persons UNDER AGE 21 have assigned beds in this facility? INCLUDE juveniles being tried as adults in criminal court. Do NOT include staff.

- 01 Yes → Go to 7c
- 02 No → Go to 7b

b. Specify why there were not ANY persons UNDER AGE 21 assigned beds in your facility on Wednesday, October 28, 2020: (Mark ALL that apply.)

- 01 This facility is no longer under contract to hold juvenile offenders.
- 02 This facility is (or was) under renovation.
- 03 COVID-19: population reduced due to a suspected or confirmed outbreak
- 04 COVID-19 as a precaution, the population was moved elsewhere
- 05 Other – *Please Specify* ↓

INSTRUCTIONS:

1. If you DID NOT have ANY persons UNDER AGE 21 assigned beds in this facility on Wednesday, October 28, 2020, GO TO Section 8 – Current Events.
2. If you DID HAVE persons UNDER AGE 21 assigned beds in this facility on Wednesday, October 28, 2020, CONTINUE BELOW.

c. According to your records, at the end of the day on Wednesday, October 28, 2020, how many young persons under age 21 had assigned beds in this facility? Include young persons who were temporarily away but had assigned beds on October 28. Do NOT include staff.

 Young persons under the age of 21

Section 1 – GENERAL FACILITY INFORMATION – Continued

8a. At the end of the day on Wednesday, October 28, 2020, did ANY of the young persons UNDER AGE 21 have assigned beds in this facility SPECIFICALLY BECAUSE they were CHARGED WITH OR COURT-ADJUDICATED FOR AN OFFENSE?

An offense is any behavior that is illegal in your state for underage persons alone or for both underage persons and adults.

INCLUDE in your count persons UNDER AGE 21 here BECAUSE THEY WERE CHARGED WITH OR ADJUDICATED FOR:

- ANY offense that is illegal for both adults and underage persons.
- AN offense that is ILLEGAL IN YOUR STATE for underage persons but not for adults. Examples are running away, truancy, incorrigibility, curfew violation, and underage liquor violations. Count persons with these behaviors here ONLY IF THE BEHAVIORS ARE ILLEGAL IN YOUR STATE. This includes those CHINS (Children in Need of Services) and PINS (Persons in Need of Services) who are here BECAUSE of an offense.
- ANY offense being adjudicated in juvenile or criminal court, including a probation or parole violation.

DO NOT INCLUDE here:

- Young persons under age 21 who have committed one or more offenses in the past, BUT HAVE ASSIGNED BEDS ON OCTOBER 28 FOR REASONS OTHER THAN OFFENSES.
- Young persons under 21 assigned beds here BECAUSE OF REASONS OTHER THAN OFFENSES, such as neglect, abuse, dependency, abandonment, mental health problems, substance abuse problems. These persons will be counted in questions 9a and 9b.
- Young persons under 21 who have run away, been truant or incorrigible, or violated curfew, IF THESE BEHAVIORS ARE NOT CONSIDERED ILLEGAL IN YOUR STATE. These young persons will be counted in questions 9a and 9b.
- Those persons who are PINS (Persons in Need of Services) or CHINS (Children in Need of Services) who have assigned beds because of REASONS OTHER THAN OFFENSES. These young persons will be counted in questions 9a and 9b.

01 Yes

02 No → [Go to Question 9a on page 5](#)

8b. According to your records for the end of the day on Wednesday, October 28, 2020, HOW MANY YOUNG PERSONS UNDER AGE 21 had assigned beds in the facility SPECIFICALLY BECAUSE they were CHARGED WITH OR COURT-ADJUDICATED FOR AN OFFENSE, as defined in question 8a?

Include young persons who were Temporarily away but had assigned beds on October 28. Do NOT include staff.

Young persons under age 21 here because they were charged with or court-adjudicated for an offense.

Section 1 – GENERAL FACILITY INFORMATION – Continued

9a. At the end of the day on Wednesday, October 28, 2020, did ANY of the young persons UNDER AGE 21 have assigned beds in this facility FOR REASONS OTHER THAN OFFENSES? DO NOT include staff.

INCLUDE here:

- Young persons under age 21 assigned beds here for NON-OFFENSE REASONS, such as neglect, abuse, dependency, abandonment, mental health problems, substance abuse problems, or another non-offense reason
- Young persons under age 21 who have committed one or more offenses in the past, BUT ARE ASSIGNED BEDS HERE ON OCTOBER 28 FOR REASONS OTHER THAN THESE OFFENSES
- Young persons under age 21 who have run away, been truant or incorrigible, or violated curfew, IF THESE BEHAVIORS ARE NOT CONSIDERED ILLEGAL IN YOUR STATE.
- Young persons assigned beds here due to voluntary or non-offense related admissions.

Do NOT INCLUDE:

- Young persons assigned beds here BECAUSE THEY WERE CHARGED WITH OR COURT-ADJUDICATED FOR AN OFFENSE. These persons are counted in questions 8a and 8b.

01 Yes

02 No → Go to NOTE below

b. According to your records for the end of the day on Wednesday, October 28, 2020, HOW MANY YOUNG PERSONS UNDER AGE 21 had assigned beds in this facility FOR REASONS OTHER THAN OFFENSES, AS DEFINED IN 9a?

Include young persons who were temporarily away but had assigned beds on October 28. Do NOT include staff.

Young persons under age 21 here because of non-offense reasons.

NOTE

As a check, the sum of questions 8b (young persons under 21 with offenses) and 9b (young persons under 21 with reasons other than offenses) should equal 7b (the number of young persons under age 21).

10a. Does this facility provide ON-SITE RESIDENTIAL TREATMENT?

01 Yes

02 No → Go to Question 11

b. What kind of treatment is provided INSIDE this facility? Mark (X) all that apply.

01 Mental health treatment

02 Substance abuse treatment

03 Sex offender treatment

04 Treatment for arsonists

05 Treatment specifically for violent offenders

06 Other – *Specify* ↓

11. Does this facility provide foster care?

01 Yes, for all young persons

02 Yes, for some but not all young persons

03 No


12. Does this facility provide independent living arrangements for any young persons?

01 Yes

02 No

Section 1 – GENERAL FACILITY INFORMATION – Continued

13. What type of residential facility is the one listed on the front cover? Mark (X) those that apply.

- 01 **Detention center:** A short-term facility that provides temporary care in a physically restricting environment for juveniles in custody pending court disposition and, often, for juveniles who are adjudicated delinquent and awaiting disposition or placement elsewhere, or are awaiting transfer to another jurisdiction. In some jurisdictions, detention centers may also hold juveniles committed for short periods of time as part of their disposition (e.g., weekend detention).
- 02 **Training school/Long-term secure facility:** A specialized type of facility that provides strict confinement and long-term treatment generally for post-adjudication committed juvenile offenders. Includes training schools, juvenile correctional facilities, youth development centers.
- 03 **Reception or diagnostic center:** A short-term facility that screens juvenile offenders committed by the courts and assigns them to appropriate correctional facilities.
- 04 **Group home/Halfway house:** A long-term facility that is generally non-secure and intended for post-adjudication commitments in which young persons are allowed extensive contact with the community, such as attending school or holding a job.
- 05 **Residential treatment center:** A facility that focuses on providing some type of individually planned treatment program for youth (substance abuse, sex offender, mental health, etc.) in conjunction with residential care. Such facilities generally require specific licensing by the state that may require that treatment provided is Medicaid-reimbursable.
- 06 **Boot camp:** A secure facility that operates like military basic training. It is designed to combine elements of basic military training programs, correctional components and treatment programs. The emphasis is on strict discipline, drills, and work.
- 07 **Ranch, forestry camp, wilderness or marine program or farm:** These are long-term generally non-secure residential facilities often located in a relatively remote area. The juveniles participate in a structured program that emphasizes outdoor work, including conservation and related activities.
- 08 **Runaway and homeless shelter:** A short-term facility that provides temporary care in a physically unrestricted environment. It can also provide longer-term care under a juvenile court disposition order.
- 09 **Other type of shelter:** This includes emergency non-secure shelters where juveniles are housed short-term until another placement can be found.
- 10 **Other:** This includes independent living programs and anything that cannot be classified above.
Specify 
-

14a. Does this facility have one or more living/sleeping units, such as wings, floors, dorms, barracks, or cottages, designed to keep any young persons separate in housing and activities from other residents for specialized care or security? Do NOT include time-out rooms, isolation rooms or infirmaries.


IF THE ONLY REASON for separate housing and activities **ARE SEX OR AGE, ANSWER NO.**

01 Yes


02 No → Go to NOTE A

b. Do any of these separate living/sleeping units differ in terms of –

Mark (X) all that apply.

- 01 average length of stay of young persons
- 02 physical security and/or monitoring of young persons
- 03 number of staff per young person
- 04 type of treatment program
- 05 characteristics of young persons
- 06 specialized criteria for staff selection
- 07 other? – Specify 

c. What is the purpose for having separate living/sleeping units? Mark (X) all that apply.

- 01 To provide two or more types of specialized care in separate living/sleeping units
- 02 To provide a series of separate living/sleeping units with different specialized care that all young persons move through from the time they enter until the time they leave
- 03 To provide two or more levels of security
- 04 Some other reason – Specify 

d. Do the separate living/sleeping units within this facility share any of the following –

Mark (X) all that apply.

- 01 The same agency affiliation
- 02 The same mailing address
- 03 The same on-site administrators
- 04 One or more staff directly caring for the young persons
- 05 One or more security staff
- 06 The same school rooms
- 07 The same dining room at the same time
- 08 The same recreational areas at the same time
- 09 The same laundry services
- 10 None of the above services are shared

NOTE A

Questions 15 and 16 ask who OWNS this facility. Later you will be asked who OPERATES this facility.

15a. Is this facility OWNED by one or more of the following –

Mark (X) all that apply.

- 01 a private non-profit agency
- 02 a for profit agency
- 03 a government agency → [Go to Question 16](#)

b. What is the name of the private non-profit or for-profit agency that OWNS this facility?

→ [Go to NOTE B](#)

16. What is the level of the government agency that OWNS this facility?

Mark (X) all that apply.

- 01 A Native American Tribal Government
- 02 Federal
- 03 State
- 04 County
- 05 Municipal (includes Washington, DC)
- 06 Other – Specify ↓

NOTE B

Questions 17 and 18 ask who OPERATES this facility.

17a. Is this facility OPERATED by one or more of the following –

Mark (X) all that apply.

- 01 a private non-profit agency
- 02 a for profit agency
- 03 a government agency → [Go to Question 18](#)

b. What is the name of the private non-profit or for-profit agency that OPERATES this facility?

→ [Go to Question 19a](#)

18. What is the level of the government agency that OPERATES this facility (either directly or under a contract with)?

Mark (X) all that apply.

- 01 A Native American Tribal Government
- 02 Federal
- 03 State
- 04 County
- 05 Municipal (includes Washington, DC)
- 06 Other – Specify ↓

19a. Are ANY young persons in this facility locked into their sleeping rooms by staff at ANY time to confine them?

- 01 Yes
- 02 No → [Go to Question 20](#)

b. When are young persons in this facility locked into their sleeping rooms by staff?

Mark (X) all that apply.

- 01 When they are out of control
- 02 When they are suicidal
- 03 Rarely, no set schedule
- 04 During shift changes
- 05 Whenever they are in their sleeping rooms
- 06 At night
- 07 Part of each day
- 08 Most of each day
- 09 All of each day
- 10 Other – Specify ↓

20. Does this facility have any of the following features intended to confine young persons within specific areas? Mark (X) all that apply.

- 01 Doors for secure day rooms that are locked by staff to confine young persons within specific areas
- 02 Wing, floor, corridor, or other internal security doors that are locked by staff to confine young persons within specific areas
- 03 Outside doors that are locked by staff to confine young persons within specific buildings
- 04 External gates in fences or walls WITHOUT razor wire that are locked by staff to confine young persons
- 05 External gates in fences or walls WITH razor wire that are locked to confine young persons
- 06 Other – Specify ↓
- 07 The facility has none of the above features.

21a. Are outside doors to any buildings with living/sleeping units in this facility ever locked?

- 01 Yes
- 02 No → [Go to Question 22](#)

21b. Why are outside doors to buildings with living/sleeping units in this facility locked?

Mark (X) all that apply.

- 01 To keep intruders out
- 02 To keep young persons inside this facility

C. WHEN are outside doors to buildings with living/sleeping units in this facility locked?

Mark (X) all that apply.

- 01 Rarely, no set schedule
- 02 At night
- 03 Part of each day
- 04 Most of each day
- 05 All of each day
- 06 When the facility is unoccupied
- 07 Other – Specify ↓

22. What was the TOTAL NUMBER OF STANDARD BEDS for young persons in this facility on the night of Wednesday, October 28, 2020?

Do NOT include staff beds.

- A single bed is one standard bed
- A double bunked bed is two standard beds

Total number of standard beds

23a. On the night of Wednesday, October 28, 2020, were there ANY OCCUPIED MAKESHIFT BEDS in this facility?

Makeshift beds are:

- Roll-out mats
- Fold-out cots
- Roll-away beds
- Pull-out mattresses
- Sofas
- Any other beds that are put away or moved during non-sleeping hours

- 01 Yes
- 02 No → Go to Question 24

b. How many makeshift beds were occupied that night?

Occupied makeshift beds

24. On the night of Wednesday, October 28, 2020, what were the sleeping room arrangements for young persons assigned beds in this facility in terms of the number of ACTUAL OCCUPANTS per sleeping room? Answer in terms of the actual occupancy status on October 28, 2020, regardless of whether it reflects the occupancy for which the sleeping room(s) was/were originally designed, and whether or not young persons slept on makeshift beds within these sleeping rooms.

Mark (X) all that apply.

- 01 1 young person per sleeping room (single occupancy)
- 02 2 young persons per sleeping room (double occupancy)
- 03 3 young persons per sleeping room (triple occupancy)
- 04 4 young persons per sleeping room
- 05 Between 5 and 10 young persons per sleeping room
- 06 Between 11 and 25 young persons per sleeping room
- 07 More than 25 young persons per sleeping room

25. Are young persons assigned beds in this facility given opportunities for VOLUNTARY participation in large muscle activity at a location either INSIDE or OUTSIDE of this facility? Large muscle activity includes such exercises as group sports, running, aerobics, and weight training.

- 01 Yes
- 02 No

26a. Are young persons assigned beds in this facility REQUIRED to participate in large muscle activity at a location either INSIDE or OUTSIDE of this facility? Large muscle activity includes such exercises as group sports, running, aerobics, and weight training.

- 01 Yes
- 02 No → Go to Section 2 on page 8

b. How many MINUTES per day are young persons REQUIRED to participate in large muscle activity at a location either INSIDE or OUTSIDE this facility?

Minutes per DAY

c. How many DAYS per week are young persons REQUIRED to participate in large muscle activity at a location either INSIDE or OUTSIDE this facility?

Days per WEEK

Section 2 – MENTAL HEALTH SERVICES

1a. After arrival in this facility, are ANY young persons asked questions or administered a form which asks questions to determine risk for suicide?

01 Yes02 No → **Go to Question 6 on page 9**

b. What best describes the process through which young persons are asked questions or administered a form which asks questions to determine risk of suicide?

Mark (X) all that apply.

01 One or more questions about suicide incorporated into the medical history or intake process02 A form or questions designed by this facility to assess suicide risk03 A form or questions designed by a county or state juvenile justice system to assess suicide risk04 MAYSI- Full Form05 MAYSI- Suicide/depression module06 V-DISC07 Other – Specify ↓

IMPORTANT NOTE

"Mental health professionals" are limited in this census to – psychiatrists, psychologists with at least a Master's degree in PSYCHOLOGY, and social workers with at least a Master's in SOCIAL WORK (MSW, LCSW).

"Counselors" in this census are persons with a Master's degree in a field other than psychology or social work, or persons whose highest degree is a Bachelor's in any field.

2. Who asks questions or administers a form which asks questions to determine risk of suicide?

Mark (X) all that apply.

01 Counselors/intake workers who have NOT been trained by mental health professionals02 Counselors/intake workers who have been trained by mental health professionals03 A mental health professional, as defined in the box above04 Some other person – Specify ↓

3. When are young persons FIRST asked questions or administered a form which asks questions to determine risk of suicide?

Mark (X) all that apply.

01 Within less than 24 hours after arrival02 Between 24 hours and less than 7 days after arrival03 Seven or more days after arrival04 Other – Specify ↓

4. Which young persons are asked questions or administered a form which asks questions to determine risk of suicide?

Mark (X) all that apply.

01 ALL young persons are asked questions or administered a form which asks questions to determine suicide risk → **Go to Question 5a**02 Young persons who come directly from home, rather than from another facility03 Young persons who display or communicate suicide risk04 Young persons known to have prior suicide attempts05 Young persons for whom no mental health care record is available06 Other young persons not listed above – Specify ↓

5a. Are ANY young persons re-asked questions or re-administered a form which asks questions to determine risk for suicide?

01 Yes02 No → **Go to Question 6 on page 9**

b. Which best describes the conditions under which young persons are re-asked questions or re-administered a form that asks questions to determine suicide risk?

Mark (X) all that apply.

01 No young persons are re-asked questions or re-administered a form which asks questions to determine suicide risk02 As necessary on a case-by-case basis03 Systematically, based on length of stay, facility events, or negative life events (for example, after each court appearance, every time the young person re-enters the facility, after a death in the family)04 Other – Specify ↓

Section 2 – MENTAL HEALTH SERVICES – Continued

6. Does this facility assign different levels of risk to young persons based on their perceived risk of suicide?

- 01 Yes
02 No

NOTE D

The following questions ask about preventative measures taken once a young person is identified to be at risk for suicide. Please include all levels of suicide risk used by this facility, if any, when answering these questions.

7a. Are young persons who are determined to be at risk for suicide ever placed in a sleeping room or observation room that is locked or under staff security?

- 01 Yes
02 No → **Go to Question 8**

b. Which of the following best describes what happens in the sleeping room or observation room that is locked or under staff security?

Mark (X) all that apply.

- 01 Camera observation
02 15 minute staff checks
03 5 minute staff checks
04 Line of site supervision (direct or through glass)
05 Staff assigned to doorway or in sleeping room/One-on-one supervision/Arms length supervision
06 Other – Specify ↓

8. Are any of the following preventative measures taken when a young person is determined to be at risk for suicide?

Mark (X) all that apply.

- 01 No preventative measures are taken when a young person is determined to be at risk for suicide
02 One-on-one supervision/Arms length supervision
03 Line-of-sight supervision
04 Special clothing to identify young persons as at risk for suicide
05 Special clothing designed to prevent suicide attempts
06 Restraints used to prevent suicide attempts
07 Removal of personal items that may be used to attempt suicide
08 Removal from the general population
09 Other – Specify ↓

NOTE E

Questions 9 through 18 ask about mental health services provided at a location either **INSIDE** or **OUTSIDE** this facility. **INSIDE** refers to any location on the facility grounds. **OUTSIDE** refers to any location in the community or off facility grounds.

9. Do young persons assigned beds receive mental health services other than a suicide evaluation either INSIDE or OUTSIDE this facility?

Mental health services include:

- evaluations and appraisals conducted by mental health professionals to diagnose or to identify mental health needs
- ongoing mental health therapy
- ongoing counseling

- 01 Yes, provided both INSIDE and OUTSIDE this facility
02 Yes, provided INSIDE this facility
03 Yes, provided OUTSIDE this facility
04 No, this facility does not provide mental health services → **Go to Question 16a on page 11**

10a. Is ongoing COUNSELING provided for these mental health problems provided INSIDE or OUTSIDE this facility by a COUNSELOR?

Counselors are limited to:

- persons with a Master's degree in a field other than psychology or social work
- persons whose highest degree is a Bachelor's in any field.

- 01 Yes, INSIDE and OUTSIDE this facility
02 Yes, INSIDE this facility
03 Yes, OUTSIDE this facility
04 No, ongoing counseling is not provided → **Go to Question 11 on page 10**

b. Which forms of ongoing COUNSELING for mental health problems are provided by a COUNSELOR?

Mark (X) all that apply.

- 01 Individual counseling
02 Group counseling
03 Family counseling
04 Other – Specify ↓

Section 2 – MENTAL HEALTH SERVICES – Continued

11. Are ANY young persons evaluated or appraised by a MENTAL HEALTH PROFESSIONAL at a location INSIDE or OUTSIDE this facility?

Evaluations and appraisals are conducted by mental health professionals to diagnose or to identify mental health needs.

Mental health professionals are limited to:

- psychiatrists
- psychologists with at least a Master's degree in PSYCHOLOGY
- social workers with at least a Master's degree in SOCIAL WORK (MSW, LCSW)

- 01 Yes, INSIDE and OUTSIDE this facility
 02 Yes, INSIDE this facility
 03 Yes, OUTSIDE this facility
 04 No → **Go to Question 14a**

12. When are young persons evaluated or appraised by a MENTAL HEALTH PROFESSIONAL?

Mark (X) all that apply.

- 01 Within less than 24 hours
 02 Between 24 hours and less than 7 days after arrival
 03 Seven or more days after arrival
 04 Other – Specify ↓

13. Which young persons are evaluated or appraised by a MENTAL HEALTH PROFESSIONAL?

Mark (X) all that apply.

- 01 ALL young persons are evaluated or appraised by a MENTAL HEALTH PROFESSIONAL?
 02 Young persons who come directly from home, rather than from another facility
 03 Young persons who are ordered by the court to get an evaluation
 04 Young persons whom staff identify as needing an evaluation
 05 Young persons known to have mental health problems
 06 Young persons for whom no mental health record is available
 07 Other young persons not listed above – Specify ↓

14a. Is ongoing THERAPY for mental health problems provided to young persons by a MENTAL HEALTH PROFESSIONAL INSIDE or OUTSIDE this facility?

Mental health professionals are limited to:

- psychiatrists
- psychologists with at least a Master's degree in PSYCHOLOGY
- social workers with at least a Master's degree in SOCIAL WORK (MSW, LCSW)

- 01 Yes, INSIDE and OUTSIDE this facility
 02 Yes, INSIDE this facility
 03 Yes, OUTSIDE this facility
 04 No, ongoing THERAPY is not provided → **Go to Question 15**

b. Which forms of ongoing THERAPY for mental health problems are provided by MENTAL HEALTH PROFESSIONALS?

Mark (X) all that apply.

- 01 Individual therapy
 02 Group therapy
 03 Family therapy
 04 Other – Specify ↓

c. Which of the following best describes this facility policy on providing THERAPY by a MENTAL HEALTH PROFESSIONAL INSIDE or OUTSIDE this facility?

Mark (X) ONLY ONE response.

- 01 All young persons receive some therapy at some point during their stay
 02 Young persons receive therapy only as needed on a case-by-case basis
 03 Other – Specify ↓

15. Do MEDICAL health professionals INSIDE or OUTSIDE this facility prescribe and/or monitor psychotropic medication for young persons assigned beds here?

- 01 Yes, INSIDE and OUTSIDE this facility
 02 Yes, INSIDE this facility
 03 Yes, OUTSIDE this facility
 04 No, psychotropic medications are not prescribed

Section 2 – MENTAL HEALTH SERVICES – Continued

16a. Are there one or more special living/sleeping unit(s) in this facility reserved just for young persons with mental health problems that are separate from other living/sleeping units?

01 Yes

02 No → **Go to Question 17a**

b. Do any of these special living/sleeping units reserved just for young persons with mental health problems differ from the other living/sleeping units in –

Mark (X) all that apply.

01 average length of stay?

02 physical security and/or monitoring of young persons?

03 number of staff per young persons?

04 type of treatment program?

05 characteristics of young persons?

06 specialized criteria for staff selection?

07 specialized curriculum of treatment for the residents of these units?

08 Other? – Specify ↓

17a. Is there a specialized SEX OFFENDER treatment program located inside this facility?

01 Yes

02 No → **Go to Question 18**

b. Are any of the following provided to young persons charged with or adjudicated for a sex offense?

Mark (X) all that apply.

01 A curriculum of treatment designed specifically for sex offenders

02 Individual therapy/counseling specifically for sex offenders

03 Group therapy in which all members of the group are sex offenders

04 Family therapy/counseling specifically for sex offenders

05 Other – Specify ↓

18. Are there one or more special living/sleeping units reserved just for sex offenders that are separate from other living/sleeping units?

01 Yes

02 No

19a. Upon a young person's departure from this facility, is information regarding their mental health status, services and/or needs communicated to the young persons' new placement or residence?

01 Yes

02 No → **Go to Section 3 on page 12**

b. For which young persons is this information shared?

Mark (X) all that apply.

01 All young persons that depart from the facility

02 Young persons being placed in other juvenile justice facilities, including halfway houses, shelters or other transition homes

03 Young persons returning to the community under juvenile justice supervision through probation, parole, or aftercare

04 Young persons returning to the community (their homes, independent living, foster care, or another type of guardian's care) without further juvenile justice supervision

05 Young persons being placed in adult criminal justice facilities (prisons, jails)

06 Young persons going to another living or placement situation – Please explain ↓

Section 3 – EDUCATIONAL SERVICES

- 1. After arrival in this facility, are ANY young persons evaluated to determine their educational grade levels and their educational needs at a location either INSIDE or OUTSIDE this facility?**

01 Yes

02 No → **Go to Question 5**

- 2. After arrival in this facility, when are young persons evaluated to determine their educational grade level?**

Mark (X) all that apply.

01 Within less than 24 hours after arrival

02 Between 24 hours and less than 7 days after arrival

03 Seven or more days after arrival

04 Other – Specify ↓

- 3. Which of the following methods are used to evaluate young persons to determine their educational grade levels and their educational needs?**

Mark (X) all that apply.

01 Review of previous academic records

02 Interview with an education specialist

03 Administration of one or more written or computerized tests

04 Interview with an intake or admissions counselor

05 Interview with guidance counselor

06 Other – Specify ↓

- 4. Which young persons are evaluated to determine their educational grade levels and their educational needs?**

Mark (X) all that apply.

01 ALL young persons are evaluated → **Go to Question 5**

02 Young persons who come directly from home, rather than from another facility

03 Young persons whom the staff identify as needing an assessment

04 Young persons for whom no educational record is available

05 Young persons with known educational problems

06 Other young persons not listed above – Specify ↓

- 5. As part of the DISCHARGE process from this facility, are ANY young persons evaluated to determine their educational grade levels and their educational needs?**

01 Yes

02 No → **Go to NOTE F on page 13**

- 6. Which young persons are evaluated to determine their educational grade levels and their educational needs as part of the DISCHARGE process from this facility?**

Mark (X) all that apply.

01 ALL young persons are evaluated → **Go to NOTE F on page 13**

02 Young persons going home or to live on their own

03 Young persons who have been at this facility long enough to demonstrate a change in academic performance

04 Young persons who have not yet earned a high school diploma

05 Young persons who have not yet earned a GED

06 As many young persons as the educational specialists have time to evaluate

07 Other – Specify ↓

Section 3 – EDUCATIONAL SERVICES – Continued

**NOTE
F**

Questions 7 through 9 ask about educational services provided either **INSIDE and/or OUTSIDE** this facility. **INSIDE** this facility refers to any location on the facility grounds. **OUTSIDE** this facility refers to any location in the community or off facility grounds.

7a. Do ANY young persons assigned beds here attend school or receive teacher instruction at a location either INSIDE or OUTSIDE this facility?

Mark (X) ONE response.

- 01 Yes, provided both INSIDE and OUTSIDE this facility
- 02 Yes, provided INSIDE this facility
- 03 Yes, provided OUTSIDE this facility
- 04 No, educational services are not provided to young persons while assigned beds here ↴

Go to Section 4 on page 15

b. Which young persons attend school or receive teacher instruction?

Mark (X) all that apply.

- 01 ALL young persons are required to attend school or receive teacher instruction → **Go to Question 8**
- 02 Those young persons who have not completed high school or their GED
- 03 Those young persons with special needs for remedial education
- 04 Those young persons who have been in the facility long enough to receive educational services
- 05 Those young persons who are required by the state to attend school because of their age
- 06 Those young persons assigned beds in special living/sleeping units –Specify unit type ↴
- 07 Other young persons not listed above – Specify ↴

8. Which of the following educational services are provided to young persons assigned beds here at a location either INSIDE or OUTSIDE this facility?

Mark (X) all that apply.

- 01 Elementary-level education
- 02 Middle school-level education
- 03 High school-level education
- 04 Special education
- 05 GED preparation
- 06 GED testing
- 07 Post-high school education or post-high school correspondence courses
- 08 Vocational/technical education
- 09 Life skills training
- 10 Other – Specify ↴

9a. How many hours per WEEK do young persons attend school or receive teacher instruction during the scheduled academic school year at a location either INSIDE or OUTSIDE this facility?

	INSIDE	OUTSIDE
Instructional hours per WEEK	<input type="text"/>	<input type="text"/>

b. How many months per YEAR do young persons assigned beds attend school or receive teacher instruction at a location either INSIDE or OUTSIDE this facility?

	INSIDE	OUTSIDE
Instructional months per YEAR	<input type="text"/>	<input type="text"/>

Section 3 – EDUCATIONAL SERVICES – Continued

10a. Upon a young person's departure from this facility, is information regarding their educational status, services and/or needs communicated to the young persons' new placement or residence?

01 Yes

02 No → **Go to Section 4 on page 15**

b. For which young persons is this information shared?

Mark (X) all that apply.

01 All young persons that depart from the facility

02 Young persons being placed in other juvenile justice facilities, including halfway houses, shelters or other transition homes

03 Young persons returning to the community under juvenile justice supervision through probation, parole, or aftercare

04 Young persons returning to the community (their homes, independent living, foster care, or another type of guardian's care) without further juvenile justice supervision

05 Young persons being placed in adult criminal justice facilities (prisons, jails)

06 Young persons going to another living or placement situation – *Please explain* ↓

Section 4 – SUBSTANCE ABUSE SERVICES

1a. After arrival in this facility, are ANY young persons evaluated to determine whether they have substance abuse problems?

Substance abuse problems include problems with drugs and/or alcohol.

- 01 Yes
- 02 No → **Go to Question 4a**

b. Which of the following methods are used to evaluate persons after arrival in this facility to determine whether they have substance abuse problems?

Mark (X) all that apply.

- 01 Visual observation
- 02 Standardized self-report instruments, such as the SASSI, JASI, ACDI, ASI
- 03 Self-report check list inventory which asks about substance use and abuse
- 04 A staff-administered series of questions which asks about substance use and abuse
- 05 None of these methods are used
- 06 Other – Specify ↓

2. When are young persons FIRST evaluated to determine whether they have substance abuse problems?

Mark (X) all that apply.

- 01 Within less than 24 hours after arrival
- 02 Between 24 hours and less than 7 days after arrival
- 03 Seven or more days after arrival
- 04 Other – Specify ↓

3a. Are ALL young persons evaluated after arrival in this facility to determine whether they have substance abuse problems?

- 01 Yes → **Go to Question 4a**
- 02 No → **Continue with Question 3b**

b. After arrival in this facility, which young persons are evaluated for substance abuse problems?

Mark (X) all that apply.

- 01 Young persons charged with or adjudicated for a drug or alcohol-related offense
- 02 Young persons identified by the court or a probation officer as potentially having substance abuse problems
- 03 Young persons identified by facility staff as potentially having substance abuse problems
- 04 Other young persons not listed above – Specify ↓

4a. Are ANY young persons required to provide urine FOR DRUG ANALYSIS after arrival IN THIS FACILITY?

- 01 Yes → **Continue with Question 4b**
- 02 No → **Go to NOTE G on page 16**

b. Which statements below describe the circumstances under which young persons are required to provide urine INSIDE this facility FOR DRUG ANALYSIS? Mark (X) all that apply.

PERSONS PROVIDING URINE SAMPLE	CIRCUMSTANCES OF TESTING				
	After initial arrival in this facility	Each time young persons reenter the facility during their stay	At randomly scheduled times	When drug use is suspected or drug is present	At the request of the court or probation officer
	(1)	(2)	(3)	(4)	(5)
a. Young persons who are suspected of recent drug or alcohol use	01 <input type="checkbox"/>	02 <input type="checkbox"/>	03 <input type="checkbox"/>	04 <input type="checkbox"/>	05 <input type="checkbox"/>
b. Young persons with substance abuse problems	01 <input type="checkbox"/>	02 <input type="checkbox"/>	03 <input type="checkbox"/>	04 <input type="checkbox"/>	05 <input type="checkbox"/>
c. ALL young persons assigned beds here	01 <input type="checkbox"/>	02 <input type="checkbox"/>	03 <input type="checkbox"/>	04 <input type="checkbox"/>	05 <input type="checkbox"/>

Section 4 – SUBSTANCE ABUSE SERVICES – Continued

NOTE G

Questions 5 through 9 ask about substance abuse services provided at a location either **INSIDE** or **OUTSIDE** this facility. **INSIDE** refers to any location on the facility grounds. **OUTSIDE** refers to any location in the community or off facility grounds.

IMPORTANT INSTRUCTIONS

Substance abuse services include:

- developing a substance abuse treatment plan
- assigning a case manager to oversee substance abuse treatment
- assigning young persons to special living units just for those with substance abuse problems
- ongoing substance abuse therapy or counseling
- substance abuse education

Substance abuse treatment professionals are limited in this census to:

- CERTIFIED substance abuse or addictions counselors
- psychiatrists
- psychologists with at least a Master's degree in PSYCHOLOGY
- social workers with at least a Master's degree in SOCIAL WORK (MSW, LCSW)

Counselors who are NOT substance abuse treatment professionals are limited to:

- persons with a Master's degree in a field other than psychology or social work
- persons whose highest degree is a Bachelor's in any field

5. Do ANY young persons assigned beds here receive substance abuse services INSIDE or OUTSIDE this facility other than urinalysis or a substance abuse screening?

- 01 Yes, provided both INSIDE and OUTSIDE this facility
- 02 Yes, provided INSIDE this facility
- 03 Yes, provided OUTSIDE this facility
- 04 No, this facility does not provide substance abuse services →

**Go to Section 5
on page 18**

6. Which of the following SUBSTANCE ABUSE services are provided INSIDE or OUTSIDE this facility?

Mark (X) all that apply.

- 01 Substance abuse education
- 02 Assignment of a case manager to oversee substance abuse treatment
- 03 Development of a treatment plan to specifically address substance abuse problems
- 04 Special living units in which all young persons have substance abuse offenses and/or problems
- 05 None of these services are offered

7. Which of the following self-led, self-help groups are provided INSIDE or OUTSIDE this facility?

Mark (X) all that apply.

- 01 Alcoholics Anonymous
- 02 Narcotics Anonymous
- 03 Other – Specify ↓

- 04 None of these are provided

8a. Is ongoing COUNSELING for substance abuse problems provided to young persons INSIDE or OUTSIDE this facility by a COUNSELOR who is NOT a substance abuse treatment professional?

Counselors who are NOT substance abuse treatment professionals are:

- persons with a Master's degree in a field other than psychology or social work
- persons whose highest degree is a Bachelor's in any field

- 01 Yes, provided both INSIDE and OUTSIDE this facility
- 02 Yes, provided INSIDE this facility
- 03 Yes, provided OUTSIDE this facility
- 04 No, ongoing COUNSELING for substance abuse problems is not provided → **Go to Question 9a on page 17**

b. Which forms of ongoing COUNSELING for substance abuse problems are provided INSIDE or OUTSIDE this facility to young persons by a COUNSELOR who is NOT a substance abuse treatment professional?

Mark (X) all that apply.

- 01 Individual counseling
- 02 Group counseling
- 03 Family counseling
- 04 None of these are provided

Section 4 – SUBSTANCE ABUSE SERVICES – Continued

9a. Is ongoing THERAPY for substance abuse problems provided to young persons INSIDE or OUTSIDE this facility by a SUBSTANCE ABUSE TREATMENT PROFESSIONAL?

Substance abuse treatment professionals are limited to:

- CERTIFIED substance abuse/addictions counselors
- psychiatrists
- psychologists with at least a Master's degree in psychology
- social workers with a Master's degree in SOCIAL WORK (MSW, LCSW)

- 01 Yes, provided both INSIDE and OUTSIDE this facility
- 02 Yes, provided INSIDE this facility
- 03 Yes, provided OUTSIDE this facility
- 04 No, ongoing THERAPY for substance abuse problems is not provided → **Go to Section 5 on page 18**

b. Which forms of ongoing THERAPY for substance abuse problems are provided INSIDE or OUTSIDE this facility to young persons by a SUBSTANCE ABUSE TREATMENT PROFESSIONAL?

Mark (X) all that apply.

- 01 Individual therapy
- 02 Group therapy
- 03 Family therapy
- 04 None of these are provided

c. Which of the following best describes this facility policy on providing ongoing therapy for substance abuse problems INSIDE or OUTSIDE this facility to persons by a SUBSTANCE ABUSE TREATMENT PROFESSIONAL?

Mark (X) ONLY ONE response.

- 01 All young persons receive specialized therapy or counseling for substance abuse problems
- 02 Young persons receive specialized therapy or counseling for substance abuse problems only as needed on a case-by-case basis
- 03 Other – Specify ↓

10a. Upon a young person's departure from this facility, is information regarding their substance abuse status, services and/or needs communicated to the young persons' new placement or residence?

01 Yes

02 No → **Go to Section 5 on page 18**

b. For which young persons is this information shared?

Mark (X) all that apply.

- 01 All young persons that depart from the facility
- 02 Young persons being placed in other juvenile justice facilities, including halfway houses, shelters or other transition homes
- 03 Young persons returning to the community under juvenile justice supervision through probation, parole, or aftercare
- 04 Young persons returning to the community (their homes, independent living, foster care, or another type of guardian's care) without further juvenile justice supervision
- 05 Young persons being placed in adult criminal justice facilities (prisons, jails)
- 06 Young persons going to another living or placement situation – Please explain ↓

Section 5 – THE LAST MONTH

IMPORTANT INSTRUCTIONS

The following items ask you to answer questions about different events that may have occurred at this facility over a 30-day period.

The 30-day REFERENCE PERIOD for this section covers the time between the beginning of the day, September 1, 2020 and the end of the day on September 30, 2020.

1. During the month of September 2020, were there ANY UNAUTHORIZED DEPARTURES of any young persons who were assigned beds at this facility?

An "unauthorized departure" includes any incident in which a young person leaves without staff permission or approval for more than 10 minutes from:

- The physical security perimeter of the facility
- The mandatory supervision of a staff member when there is no physical security
- The mandatory supervision of transportation staff
- Any other approved area

01 Yes
02 No

2a. During the month of September 2020, were ANY young persons assigned beds at this facility transported to a hospital emergency room by facility staff, transportation staff, or by an ambulance?

01 Yes
02 No

→ [Go to Question 3](#)

b. For what reason(s) were the young persons transported to a hospital emergency room DURING THIS 30 DAY PERIOD in September?

Mark (X) all that apply.

- 01 Sports-related injury
02 Work or chore-related injury
03 An injury that resulted from interpersonal conflict between one or more young persons, not including a sports-related injury
04 An injury that resulted from interpersonal conflict between a young person and a non-resident (including staff, visitors, or persons from the community).
05 Illness
06 Pregnancy complications
07 Labor and delivery
08 Suicide attempt
09 A non-emergency injury or illness that occurred when no physical health professional was available at the facility or on call
10 A non-emergency injury or illness that occurred when no doctor's appointment could be obtained in the community
11 Other – Specify ↓

3. During the month of September 2020, were ANY of the young persons assigned beds here restrained by facility staff with a mechanical restraint?

Mechanical restraints include handcuffs, leg cuffs, waist bands, leather straps, restraining chairs, strait jackets or other mechanical devices

If the facility staff ONLY used mechanical restraints during transportation to and from this facility answer NO.

01 Yes
02 No

4. During the month of September 2020, were ANY of the young persons assigned beds here locked for more than four hours alone in an isolation, seclusion, or sleeping room to regain control of their unruly behavior?

Answer NO if:

- Young persons were locked in their sleeping rooms as part of the facility routine

OR

- Young persons were locked in their rooms ONLY for purposes of quarantine, suicide watch, facility-wide lockdown, or self-requested seclusion

01 Yes
02 No

Section 5 – THE LAST MONTH – Continued

5a. During the month of September 2020 were there any instances in which this facility was unable to secure PHYSICAL HEALTH CARE (at locations either inside or outside of this facility) for any young persons with a physical health complaint or need for physical health care (both urgent and non-urgent)?

- 01 Yes
- 02 No, this facility does not provide or broker physical health care services (except through contacting emergency services like ambulances) → **Go to question 6a**
- 03 No, there were no such instances ↴
Go to question 6a

b. What reasons prevented PHYSICAL HEALTH CARE from being secured for young persons in need?

Mark (X) all that apply.

- 01 Long-term shortages of physical health care staffing at this facility
- 02 Short-term, temporary shortages of physical health care staffing at this facility
- 03 Shortages, temporary interruptions in, or absence of contracts with physical health care providers in the community
- 04 Shortages in line staff or other direct care staff to fill in for staff who accompany young persons to health care services
- 05 Shortages in transportation staff or vehicles
- 06 Single or multiple instances of facility lock downs or other security issues that prevented health care “services as usual” from occurring *for all young persons* in the facility or *all young persons in specific units or wings* of this facility
- 07 Single or multiple instances of security risks for *individual* young persons that prevented health care “services as usual” from occurring
- 08 Planned and/or unplanned requirements to appear before the court or to meet with legal counsel
- 09 Other reasons – *Specify* ↴

6a. During the month of September 2020 were there any instances in which this facility was unable to secure MENTAL HEALTH CARE (at locations either inside or outside of this facility) for any young persons with a mental health complaint or need for mental health care (both urgent and non-urgent)?

- 01 Yes
- 02 No, this facility does not provide or broker mental health care services (except through contacting emergency services like ambulances) → **Go to question 7a on page 20**
- 03 No, there were no such instances ↴
Go to question 7a on page 20

b. What reasons prevented MENTAL HEALTH CARE from being secured for young persons in need?

Mark (X) all that apply.

- 01 Long-term shortages of mental health care staffing at this facility
- 02 Short-term, temporary shortages of mental health care staffing at this facility
- 03 Shortages, temporary interruptions in, or absence of contracts with mental health care providers in the community
- 04 Shortages in line staff or other direct care staff to fill in for staff who accompany young persons to mental health care services
- 05 Shortages in transportation staff or vehicles
- 06 Single or multiple instances of facility lock downs or other security issues that prevented mental health care “services as usual” from occurring *for all young persons* in the facility or *all young persons in specific units or wings* of this facility
- 07 Single or multiple instances of security risks for *individual* young persons that prevented mental health care “services as usual” from occurring
- 08 Planned and/or unplanned requirements to appear before the court or to meet with legal counsel
- 09 Other reasons – *Specify* ↴

Section 5 – THE LAST MONTH – Continued

- 7a. During the month of September 2020 were there any instances in which this facility was unable to secure EDUCATIONAL INSTRUCTION (at locations either inside or outside of this facility) for any young persons who are required by state statute to receive educational instruction?**

NOTE: Do not consider planned breaks from educational instruction (such as summer recess or religious holidays) as an inability to provide educational instruction.

- 01 Yes
- 02 No, this facility does not provide, broker, or arrange through public schools in the community any educational instruction ↘

Go to question 8a

- 03 No, there were no such instances ↘

Go to question 8a

- b. What reasons prevented EDUCATIONAL INSTRUCTION from being secured for young persons in need?**

Mark (X) all that apply.

- 01 Long-term shortages in educational instructors at this facility
- 02 Short-term, temporary shortages of educational instructors at this facility
- 03 Shortages, interruptions in, or absences of contracts with educational instruction service providers in the community
- 04 Shortages in line staff or other direct care staff to fill in for staff who accompany young persons to educational instruction
- 05 Shortages in transportation staff or vehicles
- 06 Single or multiple instances of facility lock downs or other security issues that prevented educational "instruction as usual" from occurring for all young persons in the facility or all young persons in specific units or wings of this facility
- 07 Single or multiple instances of security risks for individual young persons that prevented educational "instruction as usual" from occurring
- 08 Planned and/or unplanned requirements to appear before the court or to meet with legal counsel
- 09 Other reasons – Specify ↘

- 8a. During the month of September 2020 were there any instances in which this facility was unable to secure SUBSTANCE ABUSE SERVICES (at locations either inside or outside of this facility) for any young persons with a substance use or abuse complaint or need for substance abuse services (both urgent and non-urgent)?**

- 01 Yes
- 02 No, this facility does not provide or broker substance abuse services (except through contacting emergency services like ambulances) →

Go to section 6 on page 21

- 03 No, there were no such instances ↘

Go to section 6 on page 21

- b. What reasons prevented SUBSTANCE ABUSE SERVICES from being secured for young persons in need?**

Mark (X) all that apply.

- 01 Long-term shortages of substance abuse service staffing at this facility
- 02 Short-term, temporary shortages of substance abuse service staffing at this facility
- 03 Shortages, interruptions in, or absences of contracts with substance abuse service providers in the community
- 04 Shortages in line staff or other direct care staff to fill in for staff who accompany young persons to substance abuse services
- 05 Shortages in transportation staff or vehicles
- 06 Single or multiple instances of facility lock downs or other security issues that prevented substance abuse "services as usual" from occurring for all young persons in the facility or all young persons in specific units or wings of this facility
- 07 Single or multiple instances of security risks for individual young persons that prevented substance abuse "services as usual" from occurring
- 08 Planned and/or unplanned requirements to appear before the court or to meet with legal counsel
- 09 Other reasons – Specify ↘

Section 6 – THE LAST YEAR

IMPORTANT INSTRUCTIONS

Questions 1 through 3 ask about deaths of young persons at locations either **INSIDE and/or OUTSIDE** this facility during the period between October 1, 2019 and September 30, 2020.

INSIDE this facility refers to any location on the facility grounds.

OUTSIDE this facility refers to any location in the community or off facility grounds.

1. During the YEAR between October 1, 2019 and September 30, 2020, did ANY young persons die while assigned a bed at this facility at a location either INSIDE or OUTSIDE of this facility?

01 Yes

02 No → Go to Section 7 on page 22

2. How many young persons died while assigned beds at this facility during the year between October 1, 2019 and September 30, 2020?

Person(s)

3. What was the cause of death, location of death, age, sex, race, date of admission to the facility, and date of death for each young person who died while assigned a bed at this facility?

	Young person 1 (1)	Young person 2 (2)	Young person 3 (3)
a. Cause of death 1 – Illness/natural causes (excluding AIDS) 2 – Injury suffered prior to placement here 3 – AIDS 4 – Suicide 5 – Homicide or manslaughter by another resident 6 – Homicide or manslaughter by non-resident(s) 7 – Accidental death 8 – Coronavirus pandemic (COVID-19): suspected or confirmed case 9 – Other – Specify in box →	<input style="width: 30px; height: 20px;" type="text"/> Code	<input style="width: 30px; height: 20px;" type="text"/> Code	<input style="width: 30px; height: 20px;" type="text"/> Code
b. Location of death 1 – Inside this facility 2 – Outside this facility	<input style="width: 30px; height: 20px;" type="text"/> Code	<input style="width: 30px; height: 20px;" type="text"/> Code	<input style="width: 30px; height: 20px;" type="text"/> Code
c. Age at death (in years)	<input style="width: 20px; height: 20px;" type="text"/> <input style="width: 20px; height: 20px;" type="text"/>	<input style="width: 20px; height: 20px;" type="text"/> <input style="width: 20px; height: 20px;" type="text"/>	<input style="width: 20px; height: 20px;" type="text"/> <input style="width: 20px; height: 20px;" type="text"/>
d. Sex 1 – Male 2 – Female	<input style="width: 30px; height: 20px;" type="text"/> Code	<input style="width: 30px; height: 20px;" type="text"/> Code	<input style="width: 30px; height: 20px;" type="text"/> Code
e. Race 1 – White, not Hispanic origin 2 – Black or African American, not of Hispanic origin 3 – Hispanic or Latino 4 – American Indian/Alaskan Native 5 – Asian 6 – Native Hawaiian or other Pacific Islander 8 – Other – Specify in box →	<input style="width: 30px; height: 20px;" type="text"/> Code	<input style="width: 30px; height: 20px;" type="text"/> Code	<input style="width: 30px; height: 20px;" type="text"/> Code
f. Date of admission to facility (mm/dd/yyyy)	<input style="width: 20px; height: 20px;" type="text"/> <input style="width: 20px; height: 20px;" type="text"/> <input style="width: 20px; height: 20px;" type="text"/> <input style="width: 20px; height: 20px;" type="text"/>	<input style="width: 20px; height: 20px;" type="text"/> <input style="width: 20px; height: 20px;" type="text"/> <input style="width: 20px; height: 20px;" type="text"/> <input style="width: 20px; height: 20px;" type="text"/>	<input style="width: 20px; height: 20px;" type="text"/> <input style="width: 20px; height: 20px;" type="text"/> <input style="width: 20px; height: 20px;" type="text"/> <input style="width: 20px; height: 20px;" type="text"/>
g. Date of death (mm/dd/yyyy)	<input style="width: 20px; height: 20px;" type="text"/> <input style="width: 20px; height: 20px;" type="text"/> <input style="width: 20px; height: 20px;" type="text"/> <input style="width: 20px; height: 20px;" type="text"/>	<input style="width: 20px; height: 20px;" type="text"/> <input style="width: 20px; height: 20px;" type="text"/> <input style="width: 20px; height: 20px;" type="text"/> <input style="width: 20px; height: 20px;" type="text"/>	<input style="width: 20px; height: 20px;" type="text"/> <input style="width: 20px; height: 20px;" type="text"/> <input style="width: 20px; height: 20px;" type="text"/> <input style="width: 20px; height: 20px;" type="text"/>

Section 7 – GENERAL INFORMATION

1a. Are there any other juvenile residential facilities located within the same building or on the same campus as the facility being reported on here?

01 Yes

02 No → **Go to NOTE H below**

b. How many OTHER juvenile residential facilities are located within the same building or on the same campus as the facility being reported on here?

Juvenile residential facilities

2. Does the facility being reported on here share any of the following with the other facilities located in the same building or on the same campus?

Mark (X) all that apply.

01 The same agency affiliation

02 The same mailing address

03 The same on-site administrators

04 One or more staff directly caring for the young persons

05 One or more security staff

06 The same school rooms

07 The same infirmary

08 The same food services

09 The same dining room

10 The same laundry services

11 None of the above services are shared

**NOTE
H**

Thank you for completing this questionnaire. If you would like to give us any comments on this form, please write them at the bottom of this page or attach another sheet.

Please make a copy of this questionnaire for your records so that if we need to contact you about a response, you will be able to refer to your copy.

Please mail the completed form in the enclosed postage-paid envelope to –

**U.S. CENSUS BUREAU
P.O. BOX 5000
JEFFERSONVILLE, IN 47199-5000
ERD/JRFC**

or FAX toll free to: 1-888-262-3974.

Comments

Section 8 – CURRENT EVENTS

The National Institute of Justice and Office of Juvenile Justice and Delinquency Prevention are interested in timely and relevant information on events that may impact residential facilities and the juvenile population housed within these facilities. As such, the following questions are related to the Coronavirus pandemic (COVID-19). Please answer the following questions regarding the Coronavirus pandemic (COVID-19) using the time frame **January 1, 2020** through **October 28, 2020**.

Social distancing: Behavior used to increase the physical space between people in the facility, ideally at least 6 feet between people, regardless of whether or not they have symptoms.

1. From January 1, 2020 to October 28, 2020, did your facility do any of the following to address the Coronavirus pandemic (COVID- 19)? *Mark (X) all that apply.*

a. Social Distancing

- 01 Add signage or floor markers as a reminder of social distancing requirements (e.g. 6 foot distance guidance)
- 02 Limit or eliminate interactions in large group settings (e.g. stagger meal or recreational space times)
- 03 Increase use of phone or video communication with family or legal counsel
- 04 Discontinue delivery of educational instruction in the classroom setting and/or offer online delivery in its place
- 05 Discontinue face-to-face service delivery such as individual and group counseling and/or offer increased utilization of remote service delivery
- 06 Restrict visitation: no visitors or allow only non-contact visits
- 07 Reduce juvenile population: transfer or early release
- 08 Isolate or quarantine one or more persons (with an assigned bed) resulting from confirmed or suspected Coronavirus (COVID-19) or have displayed symptoms such as a persistent cough, difficulty breathing, and/or high fever

b. Personal Protective Equipment

- 01 Provide personal protective equipment for persons assigned beds (i.e., masks, gloves, sanitizer, etc.)
- 02 Provide personal protective equipment for staff (i.e., masks, gloves, sanitizer, etc.)

1c. Facility Cleaning

- 01 Conduct additional cleaning and disinfection of the facility, beyond regularly scheduled cleanings

1d. Other – specify below

2a. From January 1, 2020 to October 28, 2020, did your facility have access to Coronavirus (COVID- 19) testing at any time?

- 01 Yes → [Go to 2a](#)
- 02 No

b. What month and year did your facility first have access to Coronavirus (COVID-19) testing?

Month Year

Confirmed case: Confirmed case: diagnosed by a medical professional or confirmed by a “positive” test for the Coronavirus (COVID-19).

3a. Between **January 1, 2020** and **October 28, 2020**, were there any **CONFIRMED** cases of Coronavirus (COVID-19) among **one or more persons assigned beds in this facility**?

01 Yes

02 No → **Go to question 4a**

03 Don't know → **Go to question 4a**

b. Between **January 1, 2020** and **October 28, 2020**, how many **persons assigned beds in this facility** were **CONFIRMED** to have Coronavirus (COVID-19)?

Persons assigned beds – confirmed positive for Coronavirus (COVID-19)

01 Don't know

c. Between **January 1, 2020** and **October 28, 2020**, how many young persons (**UNDER age 21**, assigned beds in the facility **SPECIFICALLY BECAUSE** they were **CHARGED WITH OR COURT-ADJUDICATED FOR AN OFFENSE**) were **CONFIRMED** to have Coronavirus (COVID-19)?

Young persons under age 21, assigned beds because of an **offense** – confirmed positive for Coronavirus (COVID-19)

01 Don't know

d. Between **January 1, 2020** and **October 28, 2020**, how many young persons (**UNDER age 21**, assigned beds in this facility for **REASONS OTHER THAN OFFENSES**) were **CONFIRMED** to have Coronavirus (COVID-19)?

Young persons under age 21, assigned beds for reasons **other than** offenses – confirmed positive for Coronavirus (COVID-19)

01 Don't know

4a. Between **January 1, 2020** and **October 28, 2020**, were there any **CONFIRMED** cases of the Coronavirus (COVID-19) among this facility's **STAFF**?

01 Yes → **Go to question 4b**

02 No

03 Don't know

b. Between **January 1, 2020** and **October 28, 2020**, how many **STAFF** were **CONFIRMED** to have the Coronavirus (COVID-19) in this facility?

Staff – confirmed positive for Coronavirus (COVID-19)

01 Don't know

**THANK YOU FOR COMPLETING THE
2020 JUVENILE RESIDENTIAL FACILITY CENSUS**

Sources:

<https://www.cdc.gov/coronavirus/2019-ncov/community/correction-detention/faq.html>

<https://www.cdc.gov/media/releases/2020/s-0303-Additional-COVID-19-infections.html>

<https://www.cdc.gov/nchs/data/icd/COVID-19-guidelines-final.pdf>



U.S. Department of Justice

Office of Justice Programs

National Institute of Justice

Washington, DC 20531

<Month> <Day>, <Year>

Dear Facility Administrator:

The National Institute of Justice (NIJ), in coordination with the Office of Juvenile Justice and Delinquency Prevention (OJJDP), is pleased to announce the 2020 Juvenile Residential Facility Census (JRFC). The JRFC is an ongoing data collection sponsored by OJJDP and managed by NIJ, which asks for information on characteristics of juvenile facilities and the services provided to youth housed in these facilities. The U.S. Census Bureau is the data collection agent, and we request your assistance in completing and returning your information to the Census as soon as possible.

The reference date for this survey is Wednesday, October 28, 2020. Please complete this questionnaire on, or shortly after, that date and return it by November <day>, <year>, via the online web application (see flyer) or via US mail using the enclosed postage-paid envelope.

Enclosed you will also find a sample of the types of publications produced with this information to educate policymakers, practitioners, and the public about the country's juvenile justice residential facilities. Your full and timely response is important to the continued success of this effort. The confidentiality of the information you provide is protected by federal law (Title 34, Section 10231 of the United States Code) and will only be revealed or used for research purposes (see reverse side for more details).

I hope that we can count on your support as we have in the past. If you have any questions, please contact <insert name> of the U.S. Census Bureau at <insert e-mail> or 1-800-352-7229.

Thank you for your time and assistance in this endeavor.

Sincerely,

David B. Muhlhausen, Ph.D.
Director, National Institute of Justice

Attachments

FEDERAL ASSURANCES OF CONFIDENTIALITY AND OTHER NOTICES

The Omnibus Crime Control and Safe Streets Act of 1968 (see, 34 U.S.C. § 10121-10122) and the Juvenile Justice and Delinquency Prevention Act of 2002 (see, 34 U.S.C. § 11161), provide the authority for conducting this data collection. We rely on your cooperation to present a clear picture of the state of juvenile justice placement in this country. The confidentiality of the information you provide on this questionnaire is guaranteed by Title 34, Section 10231 of the United States code. This law requires both the U.S. Department of Justice and the U.S. Census Bureau to hold strictly confidential any information that could identify individual youth, employees, or private facilities. The penalty for anyone violating this confidentiality is \$10,000. While public facilities are not subject to this statutory protection, OJJDP's policy is that the information collected for the Juvenile Residential Facility Census (JRFC) will only be used or revealed for research or statistical purposes, and it will take appropriate measures to protect the confidentiality of public facilities. The identities of all youth residing in facilities are protected. Further, per the Federal Cybersecurity Enhancement Act of 2015 (6 U.S.C. § 151), your data are protected from cybersecurity risks through screening of the systems that transmit your data. Your compliance with the request for information is entirely voluntary. If you would like more information concerning this authorization or the confidentiality guarantee, please write to Benjamin Adams at the address below.

Under the Federal Paperwork Reduction Act, a person is not required to respond to a collection of information unless it displays a currently valid OMB control number. We try to create forms and instructions that are accurate, can be easily understood, and which impose the least possible burden on you to provide us with information. We estimate that it will take one to three hours to complete this questionnaire with two hours being the average. This estimate includes time for reviewing the instructions, searching for and gathering the data, completing the form, and reviewing answers. If you have comments regarding the accuracy of this estimate, or suggestions for making this form simpler, you can write to:

Benjamin Adams
Social Science Analyst
National Institute of Justice
810 7th Street, NW
U.S. Department of Justice
Washington, DC 20531

Title 34, United States Code, Section 10231

§10231. Confidentiality of information

(a) Research or statistical information; immunity from process; prohibition against admission as evidence or use in any proceedings

No officer or employee of the Federal Government, and no recipient of assistance under the provisions of this chapter shall use or reveal any research or statistical information furnished under this chapter by any person and identifiable to any specific private person for any purpose other than the purpose for which it was obtained in accordance with this chapter. Such information and copies thereof shall be immune from legal process, and shall not, without the consent of the person furnishing such information, be admitted as evidence or used for any purpose in any action, suit, or other judicial, legislative, or administrative proceedings.

(b) Criminal history information; disposition and arrest data; procedures for collection, storage, dissemination, and current status; security and privacy; availability for law enforcement, criminal justice, and other lawful purposes; automated systems: review, challenge, and correction of information

All criminal history information collected, stored, or disseminated through support under this chapter shall contain, to the maximum extent feasible, disposition as well as arrest data where arrest data is included therein. The collection, storage, and dissemination of such information shall take place under procedures reasonably designed to insure that all such information is kept current therein; the Office of Justice Programs shall assure that the security and privacy of all information is adequately provided for and that information shall only be used for law enforcement and criminal justice and other lawful purposes. In addition, an individual who believes that criminal history information concerning him contained in an automated system is inaccurate, incomplete, or maintained in violation of this chapter, shall, upon satisfactory verification of his identity, be entitled to review such information and to obtain a copy of it for the purpose of challenge or correction.

(c) Criminal intelligence systems and information; prohibition against violation of privacy and constitutional rights of individuals

All criminal intelligence systems operating through support under this chapter shall collect, maintain, and disseminate criminal intelligence information in conformance with policy standards which are prescribed by the Office of Justice Programs and which are written to assure that the funding and operation of these systems furthers the purpose of this chapter and to assure that such systems are not utilized in violation of the privacy and constitutional rights of individuals.

(d) Violations; fine as additional penalty

Any person violating the provisions of this section, or of any rule, regulation, or order issued thereunder, shall be fined not to exceed \$10,000, in addition to any other penalty imposed by law.

(Pub. L. 90–351, title I, §812, formerly §818, as added [Pub. L. 96–157, §2, Dec. 27, 1979, 93 Stat. 1213](#); renumbered §812 and amended [Pub. L. 98–473, title II, §609B\(f\), \(k\), Oct. 12, 1984, 98 Stat. 2093, 2096](#); [Pub. L. 109–162, title XI, §1115\(c\), Jan. 5, 2006, 119 Stat. 3104](#).)

CODIFICATION

Section was formerly classified to [section 3789g](#) of Title 42, The Public Health and Welfare, prior to editorial reclassification and renumbering as this section.

PRIOR PROVISIONS

A prior section 812 of Pub. L. 90–351 was classified to [section 3789a of Title 42](#), The Public Health and Welfare, prior to repeal by section 609B(e) of Pub. L. 98–473.

AMENDMENTS

2006-Subsec. (a). Pub. L. 109–162 substituted "No" for "Except as provided by Federal law other than this chapter, no".

1984-Subsecs. (b), (c). Pub. L. 98–473, 609B(k), substituted "Office of Justice Programs" for "Office of Justice Assistance, Research, and Statistics".

EFFECTIVE DATE OF 1984 AMENDMENT

Amendment by section 609B(k) of Pub. L. 98–473 effective Oct. 12, 1984, see section 609AA(a) of Pub. L. 98–473, set out as an Effective Date note under [section 10101 of this title](#).

CONSTRUCTION

Terms "this chapter" and "this section", as such terms appear in this section, deemed to be references to [chapter 501](#) and [section 50105 of this title](#), respectively, and reference to the Office of Justice Programs in this section deemed to be a reference to the Attorney General, see [section 50105 of this title](#).

28 CFR Part 22

Confidentiality of Identifiable Research and Statistical Information (28 CFR Part 22)

PART 22—CONFIDENTIALITY OF IDENTIFIABLE RESEARCH AND STATISTICAL INFORMATION

Sec.

- 22.1 Purpose.
- 22.2 Definitions.
- 22.20 Applicability.
- 22.21 Use of identifiable data.
- 22.22 Revelation of identifiable data.
- 22.23 Privacy certification.
- 22.24 Information transfer agreement.
- 22.25 Final disposition of identifiable materials.
- 22.26 Requests for transfer of information.
- 22.27 Notification.
- 22.28 Use of data identifiable to a private person for judicial, legislative or administrative purposes.
- 22.29 Sanctions.

AUTHORITY: Secs. 801(a), 812(a), Omnibus Crime Control and Safe Streets Act of 1968, 42 U.S.C. 3701, *et seq.*, as amended (Pub. L. 90–351, as amended by Pub. L. 93–83, Pub. L. 93–415, Pub. L. 94–430, Pub. L. 94–503, Pub. L. 95–115, Pub. L. 96–157, and Pub. L. 98–473); secs. 262(b), 262(d), Juvenile Justice and Delinquency Prevention Act of 1974, 42 U.S.C. 5601, *et seq.*, as amended (Pub. L. 93–415, as amended by Pub. L. 94–503, Pub. L. 95–115, Pub. L. 99–509, and Pub. L. 98–473); and secs. 1407(a) and 1407(d) of the Victims of Crime Act of 1984, 42 U.S.C. 10601, *et seq.*, Pub. L. 98–473.

SOURCE: 41 FR 54846, Dec. 15, 1976, unless otherwise noted.

§ 22.1 Purpose.

The purpose of these regulations is to:

- (a) Protect privacy of individuals by requiring that information identifiable to a private person obtained in a research or statistical program may only be used and/or revealed for the purpose for which obtained;
- (b) Insure that copies of such information shall not, without the consent of the person to whom the information pertains, be admitted as evidence or used for any purpose in any judicial or administrative proceedings;
- (c) Increase the credibility and reliability of federally-supported research and statistical findings by minimizing subject concern over subsequent uses of identifiable information;

(d) Provide needed guidance to persons engaged in research and statistical activities by clarifying the purposes for which identifiable information may be used or revealed; and

(e) Insure appropriate balance between individual privacy and essential needs of the research community for data to advance the state of knowledge in the area of criminal justice.

(f) Insure the confidentiality of information provided by crime victims to crisis intervention counselors working for victim services programs receiving funds provided under the Crime Control Act, the Juvenile Justice Act, and the Victims of Crime Act.

[41 FR 54846, Dec. 15, 1976, as amended at 51 FR 6400, Feb. 24, 1986]

§ 22.2 Definitions.

(a) *Person* means any individual, partnership, corporation, association, public or private organization or governmental entity, or combination thereof.

(b) *Private person* means any person defined in § 22.2(a) other than an agency, or department of Federal, State, or local government, or any component or combination thereof. Included as a private person is an individual acting in his or her official capacity.

(c) *Research or statistical project* means any program, project, or component thereof which is supported in whole or in part with funds appropriated under the Act and whose purpose is to develop, measure, evaluate, or otherwise advance the state of knowledge in a particular area. The term does not include “intelligence” or other information-gathering activities in which information pertaining to specific individuals is obtained for purposes directly related to enforcement of the criminal laws.

(d) *Research or statistical information* means any information which is collected during the conduct of a research or statistical project and which is intended to be utilized for research or statistical purposes. The term includes information which is collected directly from the individual or obtained from any agency or individual having possession, knowledge, or control thereof.

(e) *Information identifiable to a private person* means information which either—

(1) Is labeled by name or other personal identifiers, or

(2) Can, by virtue of sample size or other factors, be reasonably interpreted as referring to a particular private person.

(f) *Recipient of assistance* means any recipient of a grant, contract, interagency agreement, subgrant, or subcontract under the Act and any person, including subcontractors, employed by such recipient in connection with performances of the grant, contract, or interagency agreement.

(g) *Officer or employee of the Federal Government* means any person employed as a regular or special employee of the U.S. (including experts, consultants, and advisory board members) as of July 1, 1973, or at any time thereafter.

(h) *The act* means the Omnibus Crime Control and Safe Streets Act of 1968, as amended.

(i) *Applicant* means any person who applies for a grant, contract, or subgrant to be funded pursuant to the Act.

(j) *The Juvenile Justice Act* means the “Juvenile Justice and Delinquency Prevention Act of 1974, as amended.”

(k) *The Victims of Crime Act* means the Victims of Crime Act of 1984.

[41 FR 54846, Dec. 15, 1976, as amended at 43 FR 16974, Apr. 21, 1978; 51 FR 6400, Feb. 24, 1986]

§ 22.20 Applicability.

(a) These regulations govern use and revelation of research and statistical information obtained, collected, or produced either directly by BJA, OJJDP, BJS, NIJ, or OJP or under any interagency agreement, grant, contract, or subgrant awarded under the Crime Control Act, the Juvenile Justice Act, and the Victims of Crime Act.

(b) The regulations do not apply to any records from which identifiable research or statistical information was originally obtained; or to any records which are designated under existing statutes as public; or to any information extracted from any records designated as public.

(c) The regulations do not apply to information gained regarding future criminal conduct.

[41 FR 54846, Dec. 15, 1976, as amended at 43 FR 16974, Apr. 21, 1978; 51 FR 6400, 6401, Feb. 24, 1986]

§ 22.21 Use of identifiable data.

Research or statistical information identifiable to a private person may be used only for research or statistical purposes.

§ 22.22 Revelation of identifiable data.

(a) Except as noted in paragraph (b) of this section, research and statistical information relating to a private person may be revealed in identifiable form on a need-to-know basis only to—

(1) Officers, employees, and subcontractors of the recipient of assistance;

(2) Such individuals as needed to implement sections 202(c)(3), 801, and 811(b) of the Act; and sections 223(a)(12)(A), 223(a)(13), 223(a)(14), and 243 of the Juvenile Justice and Delinquency Prevention Act.

(3) Persons or organizations for research or statistical purposes. Information may only be transferred for such purposes upon a clear demonstration that the standards of § 22.26 have been met and that, except where information is transferred under paragraphs (a) (1) and (2) of this section, such transfers shall be conditioned on compliance with a § 22.24 agreement.

(b) Information may be revealed in identifiable form where prior consent is obtained from an individual or where the individual has agreed to participate in a project with knowledge that the findings cannot, by virtue of sample size, or uniqueness of subject, be expected to totally conceal subject identity.

[41 FR 54846, Dec. 15, 1976, as amended at 51 FR 6400, Feb. 24, 1986]

§ 22.23 Privacy certification.

(a) Each applicant for BJA, OJJDP, BJS, NIJ, or OJP support either directly or under a State plan shall submit a Privacy Certificate as a condition of approval of a grant application or contract proposal which has a research or statistical project component under which information identifiable to a private person will be collected.

(b) The Privacy Certificate shall briefly describe the project and shall contain assurance by the applicant that:

(1) Data identifiable to a private person will not be used or revealed, except as authorized under §§ 22.21, 22.22.

(2) Access to data will be limited to those employees having a need therefore and that such persons shall be advised of and agree in writing to comply with these regulations.

(3) All subcontracts which require access to identifiable data will contain conditions meeting the requirements of § 22.24.

(4) To the extent required by § 22.27 any private persons from whom identifiable data are collected or obtained, either orally or by means of written questionnaire, shall be advised that the data will only be used or revealed for research or statistical purposes and that compliance with requests for information is not mandatory. Where the notification requirement is to be waived, pursuant to § 22.27(c), a justification must be included in the Privacy Certificate.

(5) Adequate precautions will be taken to insure administrative and physical security of identifiable data.

(6) A log will be maintained indicating that identifiable data have been transmitted to persons other than BJA, OJJDP, BJS, NIJ, or OJP or grantee/contractor staff or subcontractors, that such data have been returned, or that alternative arrangements have been agreed upon for future maintenance of such data.

(7) Project plans will be designed to preserve anonymity of private persons to whom information relates, including, where appropriate, name-stripping, coding of data, or other similar procedures.

(8) Project findings and reports prepared for dissemination will not contain information which can reasonably be expected to be identifiable to a private person except as authorized under § 22.22.

(c) The applicant shall attach to the Privacy Certification a description of physical and/or administrative procedures to be followed to insure the security of the data to meet the requirements of § 22.25.

[41 FR 5486, Dec. 15, 1976, as amended at 51 FR 6401, Feb. 24, 1986]

§ 22.24 Information transfer agreement.

Prior to the transfer of any identifiable information to persons other than BJA, OJJDP, BJS, NIJ, or OJP or project staff, an agreement shall be entered into which shall provide, as a minimum, that the recipient of data agrees that:

(a) Information identifiable to a private person will be used only for research and statistical purposes.

(b) Information identifiable to a private person will not be revealed to any person for any purpose except where the information has already been included in research findings (and/or data bases) and is revealed on a need-to-know basis for research or statistical purposes, provided that such transfer is approved by the person providing information under the agreement, or authorized under § 22.24(e).

(c) Knowingly and willfully using or disseminating information contrary to the provisions of the agreement shall constitute a violation of these regulations, punishable in accordance with the Act.

(d) Adequate administrative and physical precautions will be taken to assure security of information obtained for such purpose.

(e) Access to information will be limited to those employees or subcontractors having a need therefore in connection with performance of the activity for which obtained, and that such persons shall be advised of, and agree to comply with, these regulations.

(f) Project plans will be designed to preserve anonymity of private persons to whom information relates, including, where appropriate, required name-stripping and/or coding of data or other similar procedures.

(g) Project findings and reports prepared for dissemination will not contain information which can reasonably be expected to be identifiable to a private person.

(h) Information identifiable to a private person (obtained in accordance with this agreement) will, unless otherwise agreed upon, be returned upon completion of the project for which obtained and no copies of that information retained.

[41 FR 5486, Dec. 15, 1976, as amended at 51 FR 6401, Feb. 24, 1986]

§ 22.25 Final disposition of identifiable materials.

Upon completion of a research or statistical project the security of identifiable research or statistical information shall be protected by:

(a) Complete physical destruction of all copies of the materials or the identifiable portion of such materials after a three-year required recipient retention period or as soon as authorized by law, or

(b) Removal of identifiers from data and separate maintenance of a name-code index in a secure location.

The Privacy Certificate shall indicate the procedures to be followed and shall, in the case of paragraph (b) of this section, describe procedures to secure the name index.

§ 22.26 Requests for transfer of information.

(a) Requests for transfer of information identifiable to an individual shall be submitted to the person submitting the Privacy Certificate pursuant to § 22.23.

(b) Except where information is requested by BJA, OJJDP, BJS, NIJ, or OJP, the request shall describe the general objectives of the project for which information is requested, and specifically justify the need for such information in identifiable form. The request shall also indicate, and provide justification for the conclusion that conduct of the project will not, either directly or indirectly, cause legal, economic, physical, or social harm to individuals whose identification is revealed in the transfer of information.

(c) Data may not be transferred pursuant to this section where a clear showing of the criteria set forth above is not made by the person requesting the data.

[41 FR 5486, Dec. 15, 1976, as amended at 51 FR 6401, Feb. 24, 1986]

§ 22.27 Notification.

(a) Any person from whom information identifiable to a private person is to be obtained directly, either orally, by questionnaire, or other written documents, shall be advised:

(1) That the information will only be used or revealed for research or statistical purposes; and

(2) That compliance with the request for information is entirely voluntary and may be terminated at any time.

(b) Except as noted in paragraph (c) of this section, where information is to be obtained through observation of individual activity or performance, such individuals shall be advised:

- (1) Of the particular types of information to be collected;
- (2) That the data will only be utilized or revealed for research or statistical purposes; and
- (3) That participation in the project in question is voluntary and may be terminated at any time.

(c) Notification, as described in paragraph (b) of this section, may be eliminated where information is obtained through field observation of individual activity or performance and in the judgment of the researcher such notification is impractical or may seriously impede the progress of the research.

(d) Where findings in a project cannot, by virtue of sample size, or uniqueness of subject, be expected to totally conceal subject identity, an individual shall be so advised.

§ 22.28 Use of data identifiable to a private person for judicial, legislative or administrative purposes.

(a) Research or statistical information identifiable to a private person shall be immune from legal process and shall only be admitted as evidence or used for any purpose in any action, suit, or other judicial, legislative or administrative proceeding with the written consent of the individual to whom the data pertains.

(b) Where consent is obtained, such consent shall:

- (1) Be obtained at the time that information is sought for use in judicial, legislative or administrative proceedings;
- (2) Set out specific purposes in connection with which information will be used;
- (3) Limit, where appropriate, the scope of the information subject to such consent.

[41 FR 54846, Dec. 15, 1976, as amended at 45 FR 62038, Sept. 18, 1980]

§ 22.29 Sanctions.

Where BJA, OJJDP, BJS, NIJ, or OJP believes that a violation has occurred of section 812(a) of the Act or section 1407(d) of the Victims of Crime Act, these regulations, or any grant or contract conditions entered into thereunder, it may initiate administrative actions leading to termination of a grant or contract, commence appropriate personnel and/or other procedures in cases involving Federal employees, and/or initiate appropriate legal actions leading to imposition of a fine not to exceed \$10,000 against any person responsible for such violations.

[41 FR 54846, Dec. 15, 1976, as amended at 45 FR 62038, Sept. 18, 1980; 51 FR 6401, Feb. 24, 1986]

Individuals Involved in Informing JRFC Collection, Analysis,
and Dissemination Activities:

Benjamin Adams
Social Science Analyst
National Institute of Justice

Brecht Donoghue
Senior Social Science Analyst
National Institute of Justice

Phelan Wyrick, Ph.D.
Director, Crime and Crime Prevention Research Division
National Institute of Justice

Peter M. Brien
Attorney Advisor
Office of the General Counsel
Office of Justice Programs

Nicole Adolph
Chief, Criminal Justice Statistics Branch
Economic Reimbursable Surveys Division
US Census Bureau

Crecilla Scott
Supervisory Statistician, Criminal Justice Statistics Branch
Economic Reimbursable Surveys Division
US Census Bureau

Krystal Jimerson
Statistician, Criminal Justice Statistics Branch
Economic Reimbursable Surveys Division
US Census Bureau

Sabrina Webb
Statistician, Criminal Justice Statistics Branch
Economic Reimbursable Surveys Division
US Census Bureau

Suzanne Dorinski
Mathematical Statistician
Economic Statistical Methods Division
US Census Bureau

Magdalena Ramos
Assistant Division Chief

Methodology Director for Public Sector Statistics
Economic Statistical Methods Division
US Census Bureau

Jessica Stroop
Statistician
Bureau of Justice Statistics

Jennifer Bronson, Ph.D.
Statistician
Bureau of Justice Statistics

Melissa Sickmund, Ph.D.
Director
National Center for Juvenile Justice

Charles Puzzanchera
Senior Research Associate
National Center for Juvenile Justice

Sarah Hockenberry
Research Associate
National Center for Juvenile Justice

Michael P. Dempsey
Executive Director
Council of Juvenile Correctional Administrators

Justin Noble
Project Manager for Data Services
National Archive of Criminal Justice Data
Interuniversity Consortium for Political and Social Research




JUVENILE JUSTICE STATISTICS

NATIONAL REPORT SERIES BULLETIN

Caren Harp, Administrator

December 2018

Juvenile Residential Facility Census, 2016: Selected Findings

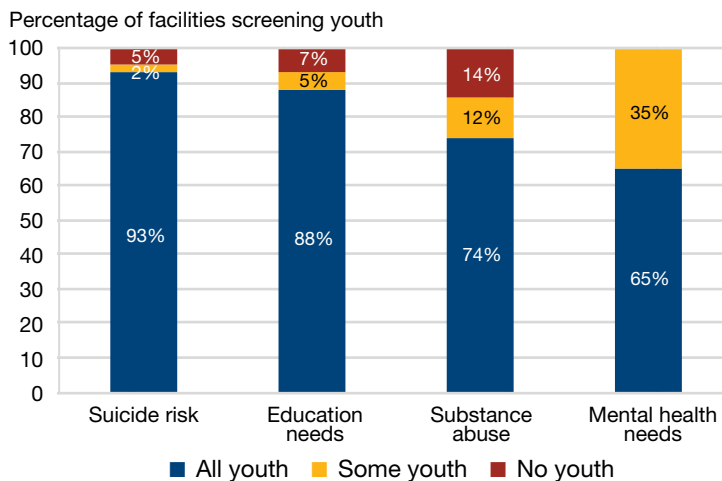
Sarah Hockenberry and Anthony Sladky

Highlights

Nationally, 45,567 juvenile offenders were held in 1,772 residential placement facilities on October 26, 2016. Facilities that hold juvenile offenders vary in their operation, type, size, confinement features, screening practices, and services provided. To better understand the characteristics of these facilities,

the Office of Juvenile Justice and Delinquency Prevention sponsors the Juvenile Residential Facility Census (JRFC), a biennial survey of public and private juvenile residential facilities in every state. Findings in this bulletin are based on JRFC data collected for 2016.

Most facilities reported screening youth for service needs in 2016



Notes: The mental health needs percent is based on facilities that reported using an in-house mental health professional to screen youth, not the total number of facilities that responded to questions about mental health screening. For all other service needs, the percentages are based on all reporting facilities.

- More than half of all facilities were publicly operated in 2016; they held 71% of offenders.
- Nearly 6 in 10 facilities (56%) were small (20 or fewer residents), but more than half (57%) of all offenders were held in medium-size facilities (holding 21–100 residents).
- A small proportion (3%) of facilities operated over capacity in 2016; these facilities held 4% of all offenders.
- About 9 in 10 facilities screened all youth for suicide risk and educational needs.
- Six youth died in placement in 2016; one of these was ruled a suicide.

A Message From OJJDP

On October 26, 2016, OJJDP conducted the ninth Juvenile Residential Facility Census, a snapshot of the facilities—both publicly and privately operated—that house youth charged with or adjudicated for law violations.

OJJDP's biennial census collects data on how juvenile facilities operate and the services they provide. The census also provides information on facility ownership, security, capacity and crowding, and injuries and deaths of youth in custody.

Data from the 2016 census indicate that the number of youth in residential placement continues to decline, a trend that has lasted nearly two decades. In 2016, more youth were held in county, city, or municipally operated facilities on the census date than were held in state-operated facilities. Facility crowding affected a relatively small proportion of youth in custody. Most responding facilities routinely evaluated all youth for suicide risk, education needs, substance abuse, and mental health needs.

We hope this bulletin will serve as an important resource to inform and support efforts to ensure that the nation's juvenile residential facilities are safe and that youth in custody receive the necessary treatment and services.

Caren Harp
Administrator

The Juvenile Residential Facility Census provides data on facility operations

Facility census describes 2,345 juvenile facilities

In October 2016, the Office of Juvenile Justice and Delinquency Prevention (OJJDP) administered the ninth Juvenile Residential Facility Census (JRFC). JRFC began in 2000 with data collections occurring every other year. JRFC routinely collects data on how facilities operate and the services they provide. It includes questions on facility ownership and operation, security, capacity and crowding, and injuries and deaths in custody. The census also collects supplementary information each year on specific services, such as mental and physical health, substance abuse, and education.

JRFC does not capture data on adult prisons or jails, nor does it include facilities used exclusively for mental health or substance abuse treatment or for dependent children. Thus, JRFC includes most, but not all, facilities that hold juvenile offenders (i.e., youth who were charged with or adjudicated for law violations). The reporting facilities may also hold adults or youth for nonoffense reasons (e.g., abuse/neglect, mental health/substance abuse problems), but data were included only if the facility held at least one juvenile offender on the census date.

In this bulletin, the term resident is used when discussing facility size or crowding, as these are characteristics related to all persons in the facility. The terms offender and/or youth are used when discussing all other information directly related to offenders who were younger than 21 on the census date.

The 2016 JRFC collected data from 2,345 juvenile facilities. Analyses in this bulletin were based only on data from facilities housing juvenile offenders on the census date (October 26, 2016); 1,772 facilities were included in the analyses. Excluded from the analyses were data from 1 facility in the Virgin Islands, 5 facilities in Puerto Rico, 14 tribal facilities, and 553 facilities that held no juvenile offenders on that date.

The 1,772 facilities housed a total of 45,567 juvenile offenders. This represents the fewest such youth in residential placement since the 1975 Children in Custody Census (the predecessor data collection to the JRFC and its companion collection, the Census of Juveniles in Residential Placement), which reported 48,043 offenders in juvenile facilities on the census date. From 1975 to 2000, the data collections recorded increasingly larger 1-day counts of juvenile offenders in public and private residential placement facilities. From 2000 to 2016, those increases were erased, resulting in the lowest census population recorded since 1975.

Local facilities were more numerous, but state facilities held nearly as many youth

Historically, local facilities (those staffed by county, city, or municipal employees) held fewer juvenile offenders than state facilities, even though they comprised more than half of all public facilities. In recent years, the gap narrowed and, in 2016, local facilities held more youth than state facilities.

	Facilities		Juvenile offenders	
	Number	Percent	Number	Percent
Total	1,772	100%	45,567	100%
Public	978	55	32,301	71
State	365	21	15,095	33
Local	613	35	17,206	38
Private	794	45	13,266	29

Note: Detail may not total 100% because of rounding.

In 2016, JRFC asked facilities if a for-profit agency owned and/or operated them. Of reporting facilities, only a small percentage said that these types of agencies owned (8%) or operated (8%) them. In both cases, these facilities tended to hold 100 or fewer residents and were most likely to classify themselves as residential treatment centers.

On October 26, 2016, 55% of juvenile facilities were publicly operated; they held 71% of juvenile offenders of 147

State	Juvenile facilities			Juvenile offenders			State	Juvenile facilities			Juvenile offenders		
	Total	Public	Private	Total	Public	Private		Total	Public	Private	Total	Public	Private
U.S. total	1,772	978	794	45,567	32,301	13,266	Missouri	56	50	6	874	844	30
Alabama	39	14	25	894	457	437	Montana	15	5	10	139	97	42
Alaska	18	7	11	217	167	50	Nebraska	10	5	5	426	247	179
Arizona	18	14	4	661	514	147	Nevada	18	13	5	529	511	18
Arkansas	31	17	14	673	491	182	New Hampshire	4	–	–	96	–	–
California	150	92	58	6,006	5,225	781	New Jersey	23	21	–	555	553	–
Colorado	31	16	15	1,001	826	175	New Mexico	17	14	3	387	343	44
Connecticut	5	3	–	99	95	–	New York	85	20	65	1,182	457	725
Delaware	8	6	–	180	165	–	North Carolina	28	23	5	473	399	74
District of Columbia	6	–	4	156	–	24	North Dakota	8	3	5	104	62	42
Florida	82	27	55	3,078	1,130	1,948	Ohio	70	59	11	2,105	1,981	124
Georgia	39	27	12	1,584	1,469	115	Oklahoma	35	18	17	563	391	172
Hawaii	3	–	–	37	–	–	Oregon	43	29	14	965	791	174
Idaho	19	13	6	476	395	81	Pennsylvania	106	22	84	2,753	678	2,075
Illinois	33	24	9	1,154	1,048	106	Rhode Island	14	–	13	213	–	123
Indiana	64	31	33	1,446	865	581	South Carolina	22	9	13	657	396	261
Iowa	44	10	34	867	252	615	South Dakota	17	9	8	189	81	108
Kansas	19	12	7	407	349	58	Tennessee	26	17	9	641	459	182
Kentucky	36	27	9	598	432	166	Texas	92	72	20	4,430	3,802	628
Louisiana	30	16	14	783	579	204	Utah	34	18	16	537	333	204
Maine	2	–	–	69	–	–	Vermont	2	–	–	15	–	–
Maryland	29	13	16	603	426	177	Virginia	41	40	–	1,070	1,037	–
Massachusetts	51	22	29	507	219	288	Washington	32	31	–	871	856	–
Michigan	48	27	21	1,676	832	844	West Virginia	42	10	32	674	242	432
Minnesota	44	19	25	756	522	234	Wisconsin	51	23	28	720	512	208
Mississippi	16	16	–	242	242	–	Wyoming	16	4	12	229	128	101

Notes: "State" is the state where the facility is located. Youth sent to out-of-state facilities are counted in the state where the facility is located, not the state where they committed their offense. Detail is not displayed in states with one or two private facilities to preserve the privacy of individual facilities.

Source: Authors' analysis of *Juvenile Residential Facility Census 2016* [machine-readable data file].

Training schools tend to be state facilities, detention centers tend to be local facilities, and group homes tend to be private facilities

Facility operation	Facility type							
	Total	Detention center	Shelter	Reception/ diagnostic center	Group home	Ranch/ wilderness camp	Training school	Residential treatment center
Number of facilities	1,772	662	131	58	344	30	189	678
Operations profile								
All facilities	100%	100%	100%	100%	100%	100%	100%	100%
Public	55	92	36	72	18	63	80	33
State	21	21	2	55	8	17	56	20
Local	35	72	34	17	10	47	24	14
Private	45	8	64	28	82	37	20	67
Facility profile								
All facilities	100%	37%	7%	3%	19%	2%	11%	38%
Public	100	62	5	4	6	2	15	23
State	100	37	1	9	8	1	29	37
Local	100	77	7	2	5	2	8	15
Private	100	7	11	2	36	1	5	57

- Detention centers, reception/diagnostic centers, ranch/wilderness camps, and training schools were more likely to be public facilities than private facilities.
- Most shelters, group homes, and residential treatment centers were private facilities.
- Detention centers made up the largest proportion of all local facilities and nearly two-thirds of all public facilities.
- Detention centers and residential treatment centers accounted for the largest proportions of all state facilities (37% each); training schools accounted for 29%.
- Residential treatment centers accounted for 57% of all private facilities, and group homes accounted for 36%.

Notes: Counts (and row percentages) may sum to more than the total number of facilities because facilities could select more than one facility type. Detail may not sum to total because of rounding.

Source: Authors' analysis of *Juvenile Residential Facility Census 2016* [machine-readable data file].

Confinement features and size varied across types of facilities

Facilities varied in their use of confinement features

Overall, 46% of facilities said that, at least some of the time, they locked youth in their sleeping rooms. Among public facilities, 81% of local facilities and 68% of state facilities reported locking youth in sleeping rooms. Few private facilities locked youth in sleeping rooms (8%).

Percentage of facilities locking youth in sleeping rooms

Total	46%
Public	76
State	68
Local	81
Private	8

Note: Percentages are based on facilities that reported confinement information (37 of 1,772 facilities [2%] did not report).

Among facilities that locked youth in sleeping rooms, most did this at night (89%) or when a youth was out of control (76%). Locking doors whenever youth were in their sleeping rooms (58%) and locking youth in their rooms during shift changes (49%) were also fairly common. Fewer facilities reported locking youth in sleeping rooms for a part of each day (25%) or when they were suicidal (21%). Very few facilities reported that they locked youth in sleeping rooms most of each day (2%) or all of each day (less than 1%). Eight percent (8%) had no set schedule for locking youth in sleeping rooms.

Facilities indicated whether they had various types of locked doors or gates to confine youth within the facility (see sidebar, this page). Of all facilities that reported confinement information, 60% said they had one or more confinement features (other

than locked sleeping rooms, with a greater proportion of public facilities using these features than private facilities (85% vs. 29%).

	Percentage of facilities	
	No confinement features	One or more confinement features
Total	40%	60%
Public	15	85
State	16	84
Local	14	86
Private	71	29

Note: Percentages are based on facilities that reported confinement information (37 of 1,772 facilities [2%] did not report).

Among detention centers and training schools that reported confinement information, more than 9 in 10 said they had one or more features (other than locked sleeping rooms).

Facilities reporting one or more confinement features (other than locked sleeping rooms)

Facility type	Number	Percentage
Total facilities	1,046	60%
Detention center	638	97
Shelter	35	27
Reception/ diagnostic center	45	78
Group home	46	14
Ranch/wilderness camp	13	43
Training school	179	95
Residential treatment center	316	48

Note: Detail sums to more than totals because facilities could select more than one facility type.

Among group homes, 1 in 8 facilities said they had locked doors or gates to confine youth. Facility staff also serves to confine youth. For some facilities, the remote location is a feature that also helps to keep youth from leaving.

The Juvenile Residential Facility Census asks facilities about their confinement features

- Are any young persons in this facility locked in their sleeping rooms by staff at any time to confine them?
- Does this facility have any of the following features intended to confine young persons within specific areas?
 - Doors for secure day rooms that are locked by staff to confine young persons within specific areas?
 - Wing, floor, corridor, or other internal security doors that are locked by staff to confine young persons within specific areas?
 - Outside doors that are locked by staff to confine young persons within specific buildings?
 - External gates in fences or walls *without* razor wire that are locked by staff to confine young persons?
 - External gates in fences or walls *with* razor wire that are locked by staff to confine young persons?

Overall, 27% of facilities reported external gates in fences or walls with razor wire. This arrangement was most common among training schools (51%), detention centers (49%), and reception/diagnostic centers (41%).

In general, the use of confinement features increased as facility size increased

In the past, among facilities providing confinement information, the largest facilities (those with more than 200 residents) were most likely to report using a variety of features. Although the use of confinement generally increased as facility size increased, for the first time in 2016 the proportion of facilities holding more than 200 residents using these features was lower than the proportion of facilities holding between 101 and 200 residents. Nearly 90% of facilities holding between 101 and 200 residents reported using one or more confinement features, compared with 63% of facilities holding more than 200 residents.

Although the use of razor wire is a far less common confinement measure, more than half (52%) of facilities holding between 101 and 200 residents said they had locked gates in fences or walls with razor wire.

The number of facilities that reported holding more than 200 residents has declined since 2006

In 2006, 3% of facilities held more than 200 residents, compared with 1% in 2016. Additionally, the proportion of youth held at these facilities has also decreased. In 2006, one-quarter (24%) of youth held in facilities on the census date were in large facilities, compared with 8% of youth held in 2016.

Large facilities were most likely to be state operated

Few (19%) state-operated facilities (68 of 365) held 10 or fewer residents in 2016. In contrast, 43% of private facilities (341 of 794) were that small. In fact, these small private facilities made up the largest proportion of private facilities.

More than half of facilities were small (holding 20 or fewer residents), although more than half of juvenile offenders were held in medium facilities (holding 21–100 residents)

Facility size	Number of facilities	Percentage of facilities	Number of offenders	Percentage of offenders
Total facilities	1,772	100%	45,567	100%
1–10 residents	598	34	3,171	7
11–20 residents	389	22	4,912	11
21–50 residents	495	28	13,788	30
51–100 residents	209	12	12,165	27
101–200 residents	65	4	7,698	17
201+ residents	16	1	3,833	8

■ Although the largest facilities—those holding more than 200 residents—accounted for 1% of all facilities, they held 8% of all youth in placement.

■ Inversely, although the smallest facilities—those holding 10 or fewer residents—accounted for 34% of all facilities, they held 7% of all youth in residential placement.

Note: Column percentages may not add up to 100% because of rounding.

Source: Authors' analysis of *Juvenile Residential Facility Census 2016* [machine-readable data file].

Among group homes and shelters, those holding 20 or fewer residents were most common

Facility size	Facility type						
	Detention center	Shelter	Reception/diagnostic center	Group home	Ranch/wilderness camp	Training school	Residential treatment center
Number of facilities	662	131	58	344	30	189	678
Total facilities	100%	100%	100%	100%	100%	100%	100%
1–10 residents	26	59	24	61	17	5	26
11–20 residents	23	21	17	22	23	10	22
21–50 residents	33	15	19	12	37	39	32
51–100 residents	12	5	14	4	23	30	16
101–200 residents	4	2	22	0	0	14	3
201+ residents	1	0	3	0	0	3	1

■ 61% of group homes and 59% of shelters held 10 or fewer residents. For other facility types, this proportion was 26% or less.

■ 3% each of reception/diagnostic centers and training schools held more than 200 residents. For other facility types, this proportion was 1% or less.

Notes: Facility type counts sum to more than 1,772 facilities because facilities could select more than 1 facility type. Column percentages may not add up to 100% because of rounding.

Source: Authors' analysis of *Juvenile Residential Facility Census 2016* [machine-readable data file].

Facility size	Facility operation		
	State	Local	Private
Total facilities	365	613	794
1–10 residents	68	189	341
11–20 residents	87	135	167
21–50 residents	117	195	183
51–100 residents	55	72	82
101–200 residents	33	16	16
201+ residents	5	6	5

State-operated facilities made up 21% of all facilities and accounted for 31% of facilities holding more than 200 residents. Private facilities constituted 45% of all facilities and accounted for 57% of facilities holding 10 or fewer residents.

Facility crowding affected a relatively small proportion of youth in custody

One in five youth were in facilities that were at or over their standard bed capacity

Facilities reported both the number of standard beds and the number of makeshift beds they had on the census date.

Occupancy rates provide the broadest assessment of the adequacy of living space. Although occupancy rate standards have not been established, as a facility's occupancy surpasses 100%, operational functioning may be compromised.

Crowding occurs when the number of residents occupying all or part of a facility exceeds some predetermined limit based on square footage, utility use, or even fire codes. Although it is an imperfect measure of crowding, comparing the number of residents to the number of standard beds gives a sense of the crowding problem in a facility. Even without relying on makeshift beds, a facility may be crowded. For example, using standard beds in an infirmary for youth who are not sick or beds in seclusion for youth who have not committed infractions may indicate crowding problems.

Twenty-two percent (22%) of facilities said that the number of residents they held on the 2016 census date put them at or over the capacity of their standard beds or that they relied on some makeshift beds. These facilities held 20% of offenders in 2016 compared with 42% of offenders in 2000. In 2016, 3% of facilities reported being over capacity (having fewer standard beds than they had residents or relying on makeshift beds). These facilities held 4% of offenders. In comparison, 8% of facilities in 2000 reported being over capacity and they held 20% of offenders.

Compared with other types of private facilities, ranch/wilderness camps were more likely to be over their standard bed capacity

Facility type	Percentage of facilities at their standard bed capacity			Percentage of facilities over their standard bed capacity		
	Total	Public	Private	Total	Public	Private
Total	18%	13%	24%	3%	3%	4%
Detention center	13	12	25	3	3	2
Shelter	21	9	29	2	4	0
Reception/diagnostic center	24	24	25	3	2	6
Group home	23	13	26	5	5	5
Ranch/wilderness camp	10	11	9	3	0	9
Training school	21	15	45	2	2	0
Residential treatment center	21	14	24	4	3	4

Notes: A single bed is counted as one standard bed, and a bunk bed is counted as two standard beds. Makeshift beds (e.g., cots, rollout beds, mattresses, and sofas) are not counted as standard beds. Facilities are counted as over capacity if they reported more residents than standard beds or if they reported any occupied makeshift beds. Facilities could select more than one facility type.

Source: Authors' analysis of *Juvenile Residential Facility Census 2016* [machine-readable data file].

Facilities holding between 101 and 200 residents were the most likely to be crowded

Facility size	Number of facilities	Percentage of facilities under, at, or over their standard bed capacity			Mean number of makeshift beds at facilities over capacity
		<100%	100%	>100%	
Total facilities	1,772	78%	18%	3%	2
1–10 residents	598	76	20	4	2
11–20 residents	389	78	20	2	1
21–50 residents	495	80	16	4	2
51–100 residents	209	79	15	5	2
101–200 residents	65	77	15	8	9
201+ residents	16	94	6	0	0

Notes: A single bed is counted as one standard bed, and a bunk bed is counted as two standard beds. Makeshift beds (e.g., cots, rollout beds, mattresses, and sofas) are not counted as standard beds. Facilities are counted as over capacity if they reported more residents than standard beds or if they reported any occupied makeshift beds. Facilities could select more than one facility type.

Source: Authors' analysis of *Juvenile Residential Facility Census 2016* [machine-readable data file].

Private facilities were more likely than public facilities to be operating at or above capacity

Among privately operated facilities, 4% exceeded standard bed capacity or had residents occupying makeshift beds on the 2016 census date. For publicly operated facilities, the proportion was 3%. In addition, a larger proportion of private facilities (24%) compared with public facilities (13%) said they were operating at 100% capacity. Of publicly operated facilities, a slightly larger

proportion of state-operated facilities than locally operated facilities exceeded capacity (4% and 2%, respectively).

Facility operation	Percentage of facilities at or over their standard bed capacity		
	≥100	100	>100
Total	22%	18%	3%
Public	16	13	3
State	24	20	4
Local	11	9	2
Private	28	24	4

Note: Detail may not add to totals because of rounding.

Use of makeshift beds varied widely

There were 62 facilities that reported having occupied makeshift beds, averaging 2 such beds per facility. Although some facilities rely on makeshift beds, many others operate well below standard bed capacity. On average, there were 16 unoccupied standard beds per facility. This average masks a wide range: 1 facility with 146 residents had 130 standard beds and 16 residents without standard beds; another facility with 596 standard beds had 137 residents, leaving 459 unoccupied beds.

Nationwide, 383 juvenile facilities (22%) were at or over standard capacity or relied on makeshift beds

State	Total facilities	Number of facilities under, at, or over capacity			Percentage of offenders in facilities at or over capacity		State	Total facilities	Number of facilities under, at, or over capacity			Percentage of offenders in facilities at or over capacity	
		<100%	100%	>100%	100%	>100%			<100%	100%	>100%	100%	>100%
U.S. total	1,772	1,389	321	62	15%	4%	Missouri	56	42	12	2	26%	8%
Alabama	39	32	5	2	11	2	Montana	15	13	2	0	6	0
Alaska	18	12	5	1	49	5	Nebraska	10	10	0	0	0	0
Arizona	18	14	4	0	15	0	Nevada	18	10	8	0	53	0
Arkansas	31	18	13	0	39	0	New Hampshire	4	3	1	0	17	0
California	150	126	24	0	7	0	New Jersey	23	21	2	0	4	0
Colorado	31	27	2	2	1	18	New Mexico	17	16	0	1	0	8
Connecticut	5	5	0	0	0	0	New York	85	68	17	0	22	0
Delaware	8	7	0	1	0	39	North Carolina	28	23	1	4	6	5
District of Columbia	6	3	2	1	9	53	North Dakota	8	8	0	0	0	0
Florida	82	49	26	7	32	11	Ohio	70	59	7	4	17	13
Georgia	39	24	12	3	33	12	Oklahoma	35	17	15	3	29	9
Hawaii	3	3	0	0	0	0	Oregon	43	35	6	2	8	9
Idaho	19	18	1	0	27	0	Pennsylvania	106	88	15	3	20	1
Illinois	33	29	3	1	4	2	Rhode Island	14	7	5	2	15	46
Indiana	64	53	8	3	9	3	South Carolina	22	19	2	1	7	1
Iowa	44	40	4	0	4	0	South Dakota	17	15	2	0	5	0
Kansas	19	17	2	0	3	0	Tennessee	26	20	6	0	19	0
Kentucky	36	30	3	3	5	4	Texas	92	83	6	3	6	2
Louisiana	30	23	6	1	8	2	Utah	34	14	20	0	57	0
Maine	2	2	0	0	0	0	Vermont	2	1	1	0	40	0
Maryland	29	23	5	1	3	1	Virginia	41	36	5	0	10	0
Massachusetts	51	39	12	0	35	0	Washington	32	26	5	1	37	3
Michigan	48	44	4	0	4	0	West Virginia	43	19	20	3	29	16
Minnesota	44	33	10	1	5	1	Wisconsin	51	34	11	6	34	6
Mississippi	16	15	1	0	6	0	Wyoming	16	16	0	0	0	0

Notes: A single bed is counted as one standard bed, and a bunk bed is counted as two standard beds. Makeshift beds (e.g., cots, rollout beds, mattresses, and sofas) are not counted as standard beds. Facilities are counted as over capacity if they reported more residents than standard beds or if they reported any occupied makeshift beds. Facilities could select more than one facility type. "State" is the state where the facility is located. Youth sent to out-of-state facilities are counted in the state where the facility is located, not the state where they committed their offense.

Source: Authors' analysis of *Juvenile Residential Facility Census 2016* [machine-readable data file].

Most youth were evaluated for educational needs and attended school while held in facilities

Facilities that screened all youth for educational needs held 85% of the youth in custody

As part of the information collected on educational services, the JRFC questionnaire asked facilities about their procedures regarding educational screening.

In 2016, 88% of facilities that reported educational screening information said that they evaluated all youth for grade level and educational needs. An additional 5% evaluated some youth. Only 7% did not evaluate any youth for educational needs.

Of the 73 facilities in 2016 that screened some but not all youth, 59% evaluated youth whom staff identified as needing an assessment, 52% evaluated youth with known educational problems, 54% evaluated youth for whom no educational record was available, and 22% evaluated youth who came directly from home rather than from another facility. In addition, 39% reported evaluating youth based on some “other” reason.

In 2016, those facilities that screened all youth held 85% of the juvenile offenders in custody. An additional 3% of such youth in 2016 were in facilities that screened some youth.

Most facilities used previous academic records to evaluate educational needs

The vast majority of facilities (92%) that screened some or all youth for grade level and educational needs used previous academic records. Some facilities also administered written tests (63%) or conducted an education-related interview with an education specialist (60%), intake counselor (38%), or guidance counselor (28%).

Most facilities reported that youth in their facility attended school

Eighty-eight percent (88%) of facilities reported that at least some youth in their facility attended school either inside or outside the facility. Facilities reporting that

all youth attended school (69% of facilities) accounted for 69% of the juvenile offender population in residential placement. Reception/diagnostic centers were the least likely to report that all youth attended school (43%) and the most likely to report that no youth attended school (22%).

The smallest facilities were the least likely to evaluate all youth for grade level

Education screening	Facility size based on residential population						
	Total	1–10	11–20	21–50	51–100	101–200	201+
Total facilities	1,772	598	389	495	209	65	16
Facilities reporting	1,565	497	364	448	181	60	15
All reporting facilities	100%	100%	100%	100%	100%	100%	100%
All youth screened	88	77	91	94	96	92	93
Some youth screened	5	8	5	3	1	5	0
No youth screened	7	15	4	4	3	3	7

■ Facilities holding 51–100 residents were the most likely to evaluate all youth for grade level in 2016.

Notes: Reporting total excludes five facilities that did not indicate which youth were screened. Column percentages may not add up to 100% because of rounding.

Source: Authors' analysis of *Juvenile Residential Facility Census 2016* [machine-readable data file].

Most facilities evaluated youth for grade level between 24 hours and 7 days after arrival

When youth are evaluated for educational needs	Number of juvenile facilities			As a percentage of facilities that evaluated youth for grade level		
	All facilities	All youth evaluated	Some youth evaluated	Facilities that evaluated	All youth evaluated	Some youth evaluated
Total reporting facilities	1,455	1,377	73	100%	95%	5%
Less than 24 hours	297	286	9	20	20	1
24 hours to 7 days	1,129	1,090	36	78	75	2
7 or more days	107	90	17	7	6	1
Other	68	45	23	5	3	2
Facilities not evaluating (or not reporting)	317	–	–	–	–	–

Note: Reporting facilities sum to more than 1,455 because they could select more than one time period.

Source: Authors' analysis of *Juvenile Residential Facility Census 2016* [machine-readable data file].

Facilities with 11–20 and 21–50 residents were most likely to report that all youth attended school (73% each), while facilities with 101–200 residents were least likely (58%) to have all youth attend school. Facilities reporting that no youth attended school (12%) accounted for 9% of all juvenile offenders in residential placement.

Facilities offered a variety of educational services

Facilities that provided both middle and high school-level education housed 90% of all juvenile offenders. Eighty-seven percent (87%) of all facilities provided high school-level education, and 80% provided middle school-level education. Most facilities also reported offering special education services (76%) and GED preparation (67%). A much smaller percentage of facilities provided vocational or technical education (36%) and post-high school education (33%).

In 2016, facilities were asked if they communicated information regarding the education status, services, and/or needs to the young person's new placement or residence; 82% of facilities said that they did. Most of these (88%) said that they communicated education status information for all youth departing the facility.

Group homes and small facilities were the least likely to report that youth in their facility attended school

Facility type	Percentage of facilities with youth attending school			
	Total	All youth	Some youth	No youth
Total facilities	100%	69%	19%	12%
Detention center	100	75	17	8
Shelter	100	70	24	5
Reception/diagnostic center	100	43	34	22
Group home	100	58	26	17
Ranch/wilderness camp	100	63	27	10
Training school	100	66	28	6
Residential treatment center	100	72	15	13
Facility size				
1–10 residents	100%	64%	19%	17%
11–20 residents	100	73	21	6
21–50 residents	100	73	17	11
51–100 residents	100	71	16	13
101–200 residents	100	58	34	8
201+ residents	100	69	25	6

Note: Row percentages may not add up to 100% because of rounding.

Source: Authors' analysis of *Juvenile Residential Facility Census 2016* [machine-readable data file].

Most facilities provided middle and high school-level education

Education level	Facility type							
	All facilities	Detention center	Shelter	Reception/diagnostic center	Group home	Ranch/wilderness camp	Training school	Residential treatment center
Elementary level	42%	61%	56%	28%	23%	13%	32%	34%
Middle school	80	88	92	67	66	67	84	79
High school	87	91	93	76	82	90	94	86
Special education	76	81	74	66	66	80	92	79
GED preparation	67	64	69	62	65	77	85	70
GED testing	46	36	44	47	56	67	74	51
Post-high school	33	20	24	28	41	53	66	41
Vocational/technical	36	19	24	40	45	63	68	47
Life skills training	56	50	50	48	61	70	70	63

Source: Authors' analysis of *Juvenile Residential Facility Census 2016* [machine-readable data file].

Most facilities reported screening youth for substance abuse problems

Facilities that screened all youth held 70% of the juvenile offenders in custody

In 2016, 74% of facilities that reported substance abuse evaluation information said that they evaluated all youth, 12% said that they evaluated some youth, and 14% did not evaluate any youth.

Of the 190 facilities that evaluated some but not all youth, 88% evaluated youth that the court or a probation officer identified as potentially having substance abuse problems, 74% evaluated youth that facility staff identified as potentially having substance abuse problems, and 65% evaluated youth charged with or adjudicated for a drug- or alcohol-related offense. Those facilities that screened all youth held 70% of the juvenile offenders in custody. An additional 12% of offenders were in facilities that screened some youth.

The most common form of evaluation was a series of staff-administered questions

The majority of facilities (75%) that evaluated some or all youth for substance abuse problems had staff administer a series of questions that ask about substance use and abuse, 60% visually observed youth to evaluate them, 56% used a self-report checklist inventory that asks about substance use and abuse to evaluate youth, and 41% said they used a standardized self-report instrument, such as the Substance Abuse Subtle Screening Inventory.

Drug testing was a routine procedure in most facilities in 2016

As part of the information collected on substance abuse services, JRFC asked facilities if they required any youth to undergo drug testing after they arrived at the facility. The majority of facilities (69%) reported that they required at least some

youth to undergo drug testing. Of facilities that reported testing all or some youth, the most common reason for testing was because of a request from the court or the probation officer (66% for facilities that tested all youth, 68% for facilities that tested youth suspected of recent drug or alcohol use, and 65% for facilities that tested youth with substance abuse problems).

Facilities holding 11–20 residents were the least likely to evaluate all youth for substance abuse problems

Substance abuse screening	Facility size based on residential population						
	Total	1–10	11–20	21–50	51–100	101–200	201+
Total facilities	1,772	598	389	495	209	65	16
Facilities reporting	1,569	499	365	449	181	60	15
All reporting facilities	100%	100%	100%	100%	100%	100%	100%
All youth screened	74	73	71	76	81	77	73
Some youth screened	12	10	12	13	13	17	13
No youth screened	14	17	17	11	6	7	13

Note: Column percentages may not add up to 100% because of rounding.

Source: Authors' analysis of *Juvenile Residential Facility Census 2016* [machine-readable data file].

More than half of reporting facilities evaluated youth for substance abuse within their first day at the facility

When youth are evaluated for substance abuse	Number of juvenile facilities			As a percentage of facilities that evaluated youth for substance abuse		
	All facilities	All youth evaluated	Some youth evaluated	Facilities that evaluated	All youth evaluated	Some youth evaluated
Total reporting facilities	1,355	1,165	190	100%	86%	14%
Less than 24 hours	860	803	57	63	59	4
24 hours to 7 days	530	445	85	39	33	6
7 or more days	124	73	51	9	5	4
Other	89	41	48	7	3	4
Facilities not evaluating (or not reporting)	417	–	–	–	–	–

Note: Reporting facilities sum to more than 1,355 because they were able to select more than one time period.

Source: Authors' analysis of *Juvenile Residential Facility Census 2016* [machine-readable data file].

Circumstances of testing	Percentage of facilities
All youth	
After initial arrival	32%
At each reentry	25
Randomly	33
When drug use is suspected or drug is present	54
At the request of the court or probation officer	66
Youth suspected of recent drug/alcohol use	
After initial arrival	36%
At each reentry	23
Randomly	35
When drug use is suspected or drug is present	58
At the request of the court or probation officer	68
Youth with substance abuse problems	
After initial arrival	28%
At each reentry	21
Randomly	37
When drug use is suspected or drug is present	54
At the request of the court or probation officer	65

In 2016, JRFC asked facilities if they communicated information regarding the substance abuse status, services, and/or needs to the young person's new placement or residence; 57% of facilities said that they did. Of these facilities, many (73%) said that they communicated substance abuse status information for all youth departing the facility.

Substance abuse education was the most common service provided at all reporting facilities

Substance abuse screening	Facility size based on residential population						
	Total	1–10	11–20	21–50	51–100	101–200	201+
Total facilities	1,772	598	389	495	209	65	16
Facilities reporting	1,245	380	280	362	156	54	13
Substance abuse education	97%	96%	95%	98%	99%	100%	100%
Case manager to oversee treatment	52	52	43	52	61	61	69
Treatment plan for substance abuse	75	74	68	78	78	80	100
Special living units	8	2	4	7	16	39	38
None of above services provided	1	1	1	1	0	0	0

- Of the facilities holding more than 100 residents that reported providing substance abuse services, all provided substance abuse education and were more likely than smaller facilities to have special living units in which all young persons have substance abuse offenses and/or problems.

Source: Authors' analysis of *Juvenile Residential Facility Census 2016* [machine-readable data file].

The majority of facilities that provided substance abuse counseling or therapy were most likely to provide services on an individual basis

Service provided	Facility type							
	Total	Detention center	Shelter	Reception/diagnostic center	Group home	Ranch/wilderness camp	Training school	Residential treatment center
Total facilities	1,772	662	131	58	344	30	189	678
Facilities reporting counseling	860	249	54	23	179	21	112	384
Individual	92%	91%	96%	83%	93%	81%	93%	90%
Group	82	78	74	83	77	86	90	87
Family	46	33	54	30	49	33	52	54
Facilities reporting therapy	1,095	313	76	33	236	22	167	501
Individual	96%	94%	97%	97%	98%	82%	98%	95%
Group	83	74	79	97	83	82	95	90
Family	50	38	59	45	49	41	62	58

- In 2016, shelters were most likely to provide individual counseling, and group homes and training schools were most likely to provide individual therapy.
- Training schools were the most likely to provide group counseling, and 97% of reception/diagnostic centers reported providing group therapy.
- Half of all facilities provided family therapy, and almost half provided family counseling.

Note: Counts (and row percentages) may sum to more than the total number of facilities because facilities could select more than one facility type.

Source: Authors' analysis of *Juvenile Residential Facility Census 2016* [machine-readable data file].

Most youth were evaluated for mental health needs while held in facilities

In nearly two-thirds of facilities, in-house mental health professionals evaluated all youth held

Facilities provided information about their procedures for evaluating youth's mental health needs. Among facilities that responded to mental health evaluation questions in 2016, 65% reported they evaluated all youth for mental health needs using an in-house mental health professional. These facilities held 57% of offenders on the census date. Facilities that reported using an in-house mental health professional to evaluate some youth (35%), held 28% of youth.

In 2016, a greater proportion of privately operated than publicly operated facilities said that in-house mental health professionals evaluated all youth (83% vs. 54% of facilities reporting mental health evaluation information). However, in a greater proportion of public facilities than private facilities (46% vs. 17%), in-house mental health professionals evaluated some youth.

Evaluation by in-house mental health professional	Facility type	
	Public	Private
Total reporting facilities	774	511
All reporting facilities	100%	100%
All youth screened	54	83
Some youth screened	46	17

Facilities also indicated whether treatment was provided onsite. Facilities that said they provided mental health treatment inside the facility were likely to have had all youth evaluated by an in-house mental health professional. Facilities that did not provide onsite mental health treatment were more likely to have had some youth evaluated by an in-house mental health professional.

Evaluation by in-house mental health professional	Onsite mental health treatment?	
	Yes	No
Total reporting facilities	1,158	127
All reporting facilities	100%	100%
All youth screened	70	21
Some youth screened	30	79

In 2016, JRFC asked facilities if they communicated information regarding the mental health status, services, and/or needs to the young person's new placement or residence; 80% of facilities said that they did. Most of these (74%) said that they communicated mental health status information for all youth departing the facility.

The largest facilities were most likely to have in-house mental health professionals evaluate all youth for mental health needs

In-house mental health evaluation	Facility size based on residential population						
	Total	1-10	11-20	21-50	51-100	101-200	201+
Total facilities	1,772	598	389	495	209	65	16
Facilities reporting	1,285	332	298	405	176	60	14
All reporting facilities	100%	100%	100%	100%	100%	100%	100%
All youth evaluated	65	65	65	64	66	73	86
Some youth evaluated	35	35	35	36	34	27	14

Source: Authors' analysis of *Juvenile Residential Facility Census 2016* [machine-readable data file].

Group homes and residential treatment centers were more likely than other types of facilities to have in-house mental health professionals evaluate all youth for mental health needs

In-house mental health evaluation	Facility type						
	Detention center	Shelter	Reception/diagnostic center	Group home	Ranch/wilderness camp	Training school	Residential treatment center
Total facilities	662	131	58	344	30	189	678
Facilities reporting	525	84	42	165	20	173	545
All reporting facilities	100%	100%	100%	100%	100%	100%	100%
All youth evaluated	43	48	71	79	70	77	79
Some youth evaluated	57	52	29	21	30	23	21

Source: Authors' analysis of *Juvenile Residential Facility Census 2016* [machine-readable data file].

The most common approach to in-house mental health evaluation was to screen all youth by the end of their first day or first week at the facility

When youth are evaluated for mental health needs	Number of juvenile facilities			As a percentage of facilities that evaluated youth in-house for mental health needs		
	All facilities	All youth evaluated	Some youth evaluated	Facilities that evaluated	All youth evaluated	Some youth evaluated
Total reporting facilities	1,281	840	441	100%	66%	34%
Less than 24 hours	555	432	123	43	34	10
24 hours to 7 days	503	357	146	39	28	11
7 or more days	35	55	4	20	3	2
Other	168	16	152	13	1	12

■ In 62% of facilities that reported using an in-house mental health professional to perform mental health evaluations, they evaluated all youth for mental health needs by the end of their first week in custody.

Notes: Percentage detail may not add up to total because of rounding. Four facilities that reported youth were evaluated did not report when they were evaluated.

Source: Authors' analysis of *Juvenile Residential Facility Census 2016* [machine-readable data file].

Of facilities that reported using in-house mental health professionals to conduct mental health evaluations, 37% of juvenile offenders were in facilities that evaluated all youth on the day they arrived at the facility

When youth are evaluated for mental health needs	Number of offenders			As a percentage of offenders in facilities that provided in-house evaluation for mental health needs		
	All facilities	All youth evaluated	Some youth evaluated	Facilities that evaluated	All youth evaluated	Some youth evaluated
Total offenders residing in reporting facilities	38,242	25,718	12,524	100%	67%	33%
Less than 24 hours	18,085	14,022	4,063	47	37	11
24 hours to 7 days	14,199	9,665	4,534	37	25	12
7 or more days	1,267	920	347	3	2	1
Other	4,691	1,111	3,580	12	3	9

■ Facilities reporting that they evaluated all youth by the end of their first week held 62% of juvenile offenders who resided in facilities that reported using in-house mental health evaluation procedures.

Note: Percentage detail may not add up to total because of rounding.

Source: Authors' analysis of *Juvenile Residential Facility Census 2016* [machine-readable data file].

Most offenders were held in facilities that evaluate all youth for suicide risk on their first day

Facilities that screened all youth for suicide risk held 89% of the youth in custody

As part of the information collected on mental health services, the JRFC questionnaire asks facilities about their procedures regarding screening youth for suicide risk.

In 2016, 93% of facilities that reported information on suicide screening said that they evaluated all youth for suicide risk. An additional 2% said that they evaluated some youth. Some facilities (5%) said that they did not evaluate any youth for suicide risk.

In 2016, a larger proportion of public than private facilities said that they evaluated all youth for suicide risk (96% vs. 89%).

In 2016, among facilities that reported suicide screening information, those that screened all youth for suicide risk held 97% of juvenile offenders who were in residential placement—up from 81% in 2002. An additional 1% of such youth in 2016 were in facilities that screened some youth.

Suicide screening	2002	2016
Total offenders	102,235	45,567
Offenders in reporting facilities	99,972	41,506
Total	100%	100%
All youth screened	81	97
Some youth screened	12	1
No youth screened	7	2

Note: Detail may not add to totals because of rounding.

Some facilities used trained counselors or professional mental health staff to conduct suicide screening

More than half (53%) of facilities that screened some or all youth for suicide risk reported that mental health professionals with at least a master's degree in psychology

or social work conducted the screenings. Approximately one-third (31%) used neither mental health professionals nor counselors whom a mental health professional had trained to conduct suicide screenings.

Facilities reported on the screening methods used to determine suicide risk. Facilities could choose more than one method. Of facilities that conducted suicide risk screening, a majority (76%) reported that they incorporated one or more questions about suicide in the medical history or intake process to screen youth, 38% used a form their facility designed, and 25% used a form or questions that a county or state juvenile justice system designed to assess suicide risk. Nearly half of facilities (47%) reported using the Massachusetts Youth Screening Instrument (MAYSI)—39% reported using the MAYSI full form, and 8% used the MAYSI suicide/depression module. Very few facilities (less than 1%) used the Voice Diagnostic Interview Schedule for Children.

Of facilities that reported screening youth for suicide risk, 88% reassessed youth at some point during their stay. Most facilities (86%) reported rescreening on a case-by-case basis or as necessary. An additional 39% of facilities also reported that rescreening occurred systematically and was based on a

variety of factors (e.g., length of stay, facility events, or negative life events). Less than 1% of facilities did not reassess youth to determine suicide risk.

All facilities used some type of preventive measure once they determined a youth was at risk for suicide

Facilities that reported suicide screening information were asked a series of questions related to preventive measures taken for youth determined to be at risk for suicide. Of these facilities, 63% reported placing at-risk youth in sleeping or observation rooms that are locked or under staff security. Aside from using sleeping or observation rooms, 87% of facilities reported using line-of-sight supervision, 86% reported removing personal items that could be used to attempt suicide, and 75% reported using one-on-one or arm's-length supervision. Nearly half of facilities (48%) reported using special clothing to prevent suicide attempts, and 28% reported removing the youth from the general population. Twenty-two percent (22%) of facilities used restraints to prevent suicide attempts, and 19% of facilities used special clothing to identify youth at risk for suicide.

Suicide screening was common across facilities of all sizes

Suicide screening	Facility size based on residential population						
	Total	1–10	11–20	21–50	51–100	101–200	201+
Total facilities	1,772	598	389	495	209	65	16
Facilities reporting	1,568	498	365	448	182	60	15
All reporting facilities	100%	100%	100%	100%	100%	100%	100%
All youth screened	93	86	95	96	99	97	93
Some youth screened	2	3	1	1	1	2	7
No youth screened	5	10	4	3	0	2	0

Note: Column percentages may not add up to 100% because of rounding.

Source: Authors' analysis of *Juvenile Residential Facility Census 2016* [machine-readable data file].

Ranch/wilderness camps and group homes were the least likely to screen youth for suicide risk

Suicide screening	Facility type						
	Detention center	Shelter	Reception/diagnostic center	Group home	Ranch/wilderness camp	Training school	Residential treatment center
Total facilities	662	131	58	344	30	189	678
Facilities reporting	613	124	46	289	28	178	590
All reporting facilities	100%	100%	100%	100%	100%	100%	100%
All youth screened	98	90	89	82	71	97	94
Some youth screened	0	3	2	4	4	1	2
No youth screened	1	7	9	15	25	3	3

Note: Column percentages may not add up to 100% because of rounding.

Source: Authors' analysis of *Juvenile Residential Facility Census 2016* [machine-readable data file].

In 2016, the majority (94%) of juvenile offenders in facilities that screened for suicide risk were in facilities that conducted suicide screenings on all youth on the day they arrived

Suicide screening	When suicide risk screening occurs					
	Total	Less than 24 hours	24 hours to 7 days	7 days or more	Other	Never or not reported
Number of facilities that screened						
Total	1,487	1,374	94	3	16	285
All youth screened	1,460	1,362	86	3	9	–
Some youth screened	27	12	8	0	7	–
Percentage of facilities that screened						
Total	100%	92%	6%	0%	1%	–
All youth screened	98	92	6	0	1	–
Some youth screened	2	1	1	0	0	–
Number of offenders						
In facilities that screened	40,813	38,828	1,638	125	222	4,754
In facilities that screened all youth	40,353	38,517	1,589	125	122	–
In facilities that screened some youth	460	311	49	0	100	–
Percentage of offenders						
In facilities that screened	100%	95%	4%	0%	1%	–
In facilities that screened all youth	99	94	4	0	0	–
In facilities that screened some youth	1	1	0	0	0	–

■ Nearly all facilities (98%) that reported screening for suicide risk said they screened all youth by the end of the first week of their stay at the facility. A large portion (92%) said they screened all youth on their first day at the facility; these facilities that screened all youth accounted for 94% of juvenile offenders held in facilities that conducted suicide screenings.

■ Very few facilities that reported screening for suicide risk reported that they conducted the screenings at some point other than within the first week of a youth's stay (1%). Facilities that conducted screenings within other time limits gave varying responses. For example, some facilities reported that screenings occurred as needed or as deemed necessary. Some reported that screenings were court ordered. A small number of facilities indicated that screenings occurred before the youth was admitted.

Note: Percentage detail may not add up to total because of rounding.

Source: Authors' analysis of *Juvenile Residential Facility Census 2016* [machine-readable data file].

JRFC asks facilities about certain activities that may have occurred in the month before the census date

In addition to information gathered on the census date, JRFC collected data on the following questions for the 30-day period of September 2016:

- Were there any unauthorized departures of any young persons who were assigned beds at this facility?
- Were any young persons assigned beds at this facility transported to a hospital emergency room by facility staff, transportation staff, or by an ambulance?
- Were any of the young persons assigned beds here restrained by facility staff with a mechanical restraint?

- Were any of the young persons assigned beds here locked for more than 4 hours alone in an isolation, seclusion, or sleeping room to regain control of their unruly behavior?

Sports-related injuries were the most common reason for emergency room (ER) visits in the previous month

Reason for ER visit	Percentage of facilities
Total	34%
Injury	
Sports-related	41
Work/chore-related	3
Interpersonal conflict (between residents)	28
Interpersonal conflict (by nonresident)	5
Illness	34
Pregnancy	
Complications	4
Labor and delivery	1
Suicide attempt	11
Nonemergency	
No other health professional available	13
No doctor's appointment could be obtained	12
Other	22

Note: Percentages are based on facilities that reported emergency room information (162 of 1,772 facilities [9%] did not report).

Source: Authors' analysis of *Juvenile Residential Facility Census 2016* [machine-readable data file].

One-fifth of facilities (19%) reported unauthorized departures in the month before the census date

Facility type	Number of facilities		Percentage of reporting facilities with unauthorized departures
	Total	Reporting	
Total facilities	1,772	1,567	19%
Detention center	662	611	4
Shelter	131	124	47
Reception/diagnostic center	58	46	17
Group home	344	289	29
Ranch/wilderness camp	30	28	21
Training school	189	178	7
Residential treatment center	678	591	26

- Shelters and group homes were most likely to report one or more unauthorized departures.

Note: Detail may sum to more than the totals because facilities could select more than one facility type.

Source: Authors' analysis of *Juvenile Residential Facility Census 2016* [machine-readable data file].

Nearly equal proportions of facilities reported using mechanical restraints and locking youth in some type of isolation; use of these practices differed by facility type

Facility type	Percentage of reporting facilities	
	Used mechanical restraints	Locked youth in room for 4 or more hours
Total facilities	24%	22%
Detention center	44	44
Shelter	4	4
Reception/diagnostic center	43	33
Group home	1	0
Ranch/wilderness camp	18	7
Training school	52	40
Residential treatment center	14	9

- Detention centers and reception/diagnostic centers were the most likely type of facility to use mechanical restraints (i.e., handcuffs, leg cuffs, waist bands, leather straps, restraining chairs, strait jackets, or other mechanical devices) in the previous month. Detention centers and training schools were the most likely to lock a youth alone in some type of seclusion for 4 or more hours to regain control of their unruly behavior.

- Group homes were the facility type least likely to use either of these measures.

Note: Percentages are based on 1,568 facilities that reported mechanical restraints information and 1,569 that reported locked isolation information, out of a total of 1,772 facilities.

Source: Authors' analysis of *Juvenile Residential Facility Census 2016* [machine-readable data file].

Facilities reported six deaths of youth in placement over 12 months—one was a suicide

Youth in residential placement rarely died in custody

Facilities holding juvenile offenders reported that six youth died while in the legal custody of the facility between October 1, 2015, and September 30, 2016. One facility reported two deaths.

Routine collection of national data on deaths of youth in residential placement began with the 1988–1989 Children in Custody (CIC) Census of Public and Private Juvenile Detention, Correctional, and Shelter Facilities. Accidents or suicides have usually been the leading cause of death. Over the years 1988–1994 (CIC data reporting years), an average of 46 deaths were reported nationally per year, including an annual average of 18 suicides. Over the years 2000–2016 (JRFC data reporting years), those averages dropped to 17 deaths overall and 7 suicides. In 2016, the number of suicides that occurred at residential facilities (one) was the lowest since OJJDP first started collecting data from JRFC in 2000.

Residential treatment centers reported two of the six deaths in 2016—one accidental death and one suicide. Detention centers also accounted for two deaths as the result of an illness and an accident. Group homes accounted for one of the six deaths, an accident, and ranch/wilderness camps accounted for one death as a result of an illness/natural cause.

There is no pattern in the timing of deaths in 2016

In 2016, the timing of death varied between 1 and 244 days after admission. One death as a result of an illness/natural cause occurred within 24 hours after admission; another occurred within 40 days.

During the 12 months prior to the census, accidental deaths were the most commonly reported cause of death in residential placement

Cause of death	Total	Inside the facility			Outside the facility		
		All	Public	Private	All	Public	Private
Total	6	1	0	1	5	2	3
Accident	3	0	0	0	3	1	2
Illness/natural	2	1	0	1	1	1	0
Suicide	1	0	0	0	1	0	1

■ In 2016, four deaths occurred at private facilities and two at public facilities.

Notes: Data are reported deaths of youth in custody from October 1, 2015, through September 30, 2016. None of the deaths from illness were AIDS related.

Source: Authors' analysis of *Juvenile Residential Facility Census 2016* [machine-readable data file].

In 2016, the death rate was higher for private facilities than for public facilities

Cause of death	Deaths per 10,000 youth held on the census date, October 26, 2016		
	Total	Public facility	Private facility
Total	1.3	0.6	3.0
Accident	0.7	0.3	1.5
Illness/natural	0.4	0.3	0.8
Suicide	0.2	0.0	0.8

Type of facility	Deaths per 10,000 youth held on the census date, October 26, 2016		
	Total	Public facility	Private facility
Detention center	1.0	1.0	0.0
Ranch/wilderness camp	11.0	0.0	43.1
Group home	3.1	0.0	3.8
Residential treatment center	1.2	0.0	2.0

■ The death rate in 2016 (1.3) was lower than that in 2000 (2.8). Of the 30 reported deaths of youth in residential placement in 2000, accidents were the most commonly reported cause. The same was true in 2016.

Notes: Data are reported deaths of youth in custody from October 1, 2015, through September 30, 2016. None of the deaths from illness were AIDS related. One death was reported in a privately operated ranch/wilderness camp, but the relatively small size of the population of youth held in such facilities in 2016 (approximately 230 youth) results in a high death rate.

Source: Authors' analysis of *Juvenile Residential Facility Census 2016* [machine-readable data file].

One accidental death occurred 4 days after admission, one occurred 4 months after admission, and one occurred 8 months after

admission. The remaining death, a suicide, occurred approximately 8 months (244 days) after admission.

Of the total deaths in residential placement (six), five involved males and one involved a female

Race/ethnicity	Cause of death							
	Total		Accident		Illness/natural		Suicide	
	Male	Female	Male	Female	Male	Female	Male	Female
Total	5	1	2	1	2	0	1	0
White non-Hispanic	1	0	0	0	0	0	1	0
Black non-Hispanic	3	0	1	0	2	0	0	0
American Indian/Alaska Native	0	0	0	0	0	0	0	0
Asian/Pacific Islander	0	0	0	0	0	0	0	0
Hispanic	1	1	1	1	0	0	0	0
Other race/ethnicity	0	0	0	0	0	0	0	0

Note: Data are reported deaths of youth in custody from October 1, 2015, through September 30, 2016.

Source: Authors' analysis of *Juvenile Residential Facility Census 2016* [machine-readable data file].

The Juvenile Residential Facility Census asks facilities about deaths of young persons at locations inside or outside the facility

During the year between October 1, 2015, and September 30, 2016, did any young persons die while assigned to a bed at this facility at a location either inside or outside of this facility?

If yes, how many young persons died while assigned beds at this facility during the year between October 1, 2015, and September 30, 2016?

What was the cause of death?

- Illness/natural causes (excluding AIDS)
- Injury suffered prior to placement here
- AIDS
- Suicide
- Homicide by another resident
- Homicide by nonresident(s)
- Accidental death
- Other (specify)

What was the location of death, age, sex, race, date of admission to the facility, and date of death for each young person who died while assigned a bed at this facility?

The Juvenile Residential Facility Census includes data that tribal facilities submitted

OJJDP works with the Bureau of Indian Affairs to ensure a greater representation of tribal facilities in the CJRP and JRFC data collections. As a result, the 2016 JRFC collected data from 14 tribal facilities. The tribal facilities were in Arizona, Colorado, Michigan, Mississippi, Montana, New Mexico, Oklahoma, and South Dakota and held 113 youth charged with or adjudicated for an offense (down from 133 in 2014, when 13 facilities reported).

Tribal facilities were asked what agency owned and/or operated their facilities. The tribe owned and operated 10 of the 14 facilities. The remaining four facilities

were owned and operated by the federal government.

Thirteen tribal facilities identified themselves as detention centers and one as a training school. Tribal facilities were small, most holding 20 or fewer residents; 74% of juvenile offenders were held at facilities that held between 11 and 20 residents. On the census day, almost all facilities (12) were operating at less than their standard bed capacity, and the remaining 2 facilities were operating at capacity. Standard bed capacities ranged from 1 to 198; only 2 facilities had more than 100 standard beds.

Twelve of the 14 tribal facilities reported locking youth in their sleeping rooms. Among tribal facilities that locked youth in their rooms, 11 did so when the youth was out of control. Nine facilities locked youth in their room at night, eight facilities locked youth in rooms during shift changes, and six locked youth in their rooms whenever the youth was in their room. Four facilities locked youth in their rooms when the youth was suicidal and four facilities locked youth in their rooms for part of each day. One facility stated there was no set schedule for locking youth in rooms.

Other OJJDP data collection efforts describe youth in residential placement

JRFC is one component in a multitiered effort to describe the youth placed in residential facilities and the facilities themselves. Other components include:

- National Juvenile Court Data Archive: Collects information on sanctions that juvenile courts impose.
- Census of Juveniles in Residential Placement: Collects information on the demographics and legal attributes of each youth in a juvenile facility on the census date.
- Survey of Youth in Residential Placement: Collected a broad range of self-reported information from interviews in 2003 with individual youth in residential placement.

Resources

OJJDP's online Statistical Briefing Book (SBB) offers access to a wealth of information about youth crime and victimization and about youth involved in the juvenile justice system. Visit the Juveniles in Corrections section of the SBB at ojjdp.gov/ojstatbb/corrections/faqs.asp for the latest information about youth in corrections. The Juvenile Residential Facility Census Databook is a data analysis tool that gives users quick access to national and state data on the characteristics of residential placement facilities, including detailed information about facility operation, classification, size, and capacity.

Data sources

Office of Juvenile Justice and Delinquency Prevention. Variable. *Juvenile Residential Facility Census* for the years 2000, 2002, 2004, 2006, 2008, 2010, 2012, 2014, and 2016 [machine-readable data files]. Washington, DC: U.S. Census Bureau (producer).

Acknowledgments

This bulletin was written by Sarah Hockenberry, Research Associate, and Anthony Sladky, Senior Computer Programmer, at the National Center for Juvenile Justice, with funds provided by OJJDP to support the National Juvenile Justice Data Analysis Project.

This bulletin was prepared under grant number 2016-JF-FX-K001 from the Office of Juvenile Justice and Delinquency Prevention, U.S. Department of Justice.

The opinions, findings, and conclusions or recommendations expressed in this publication are those of the authors and do not necessarily reflect those of the Department of Justice.

The Office of Juvenile Justice and Delinquency Prevention is a component of the Office of Justice Programs, which also includes the Bureau of Justice Assistance; the Bureau of Justice Statistics; the National Institute of Justice; the Office for Victims of Crime; and the Office of Sex Offender Sentencing, Monitoring, Apprehending, Registering, and Tracking.

U.S. Department of Justice
Office of Justice Programs
Office of Juvenile Justice and Delinquency Prevention
8660 Cherry Lane
Laurel, MD 20707-4651



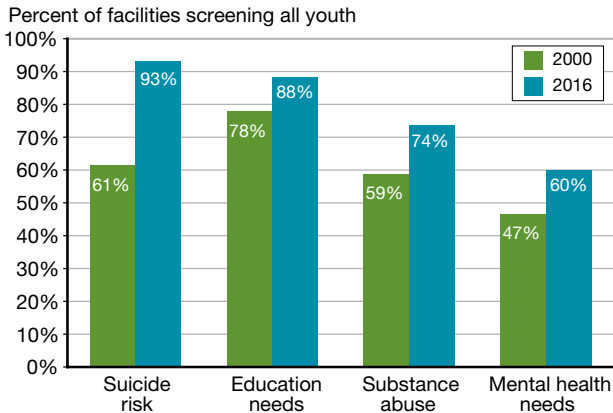
Page 90 of 147
PRESORTED STANDARD
POSTAGE & FEES PAID
DOJ/OJJDP/GPO
PERMIT NO. G - 26

Official Business
Penalty for Private Use \$300

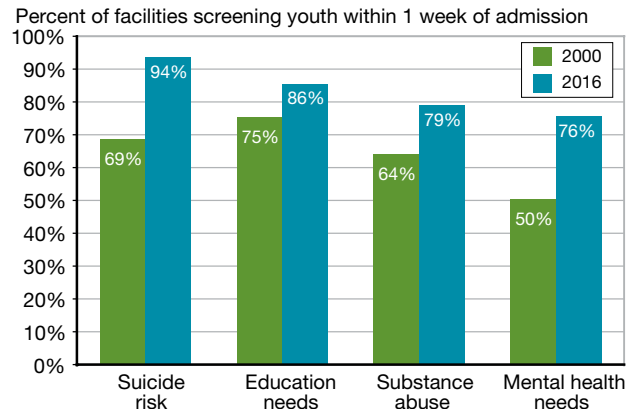
Service availability increased in juvenile residential placement facilities

Juvenile residential placement facilities are increasingly likely to screen for needs and provide special services

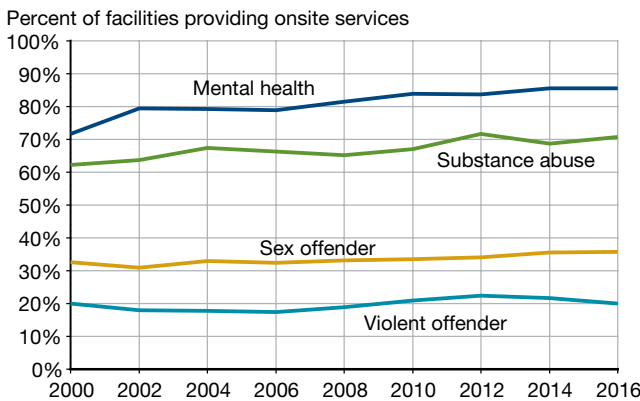
The percentage of facilities screening all youth for service needs has increased since 2000



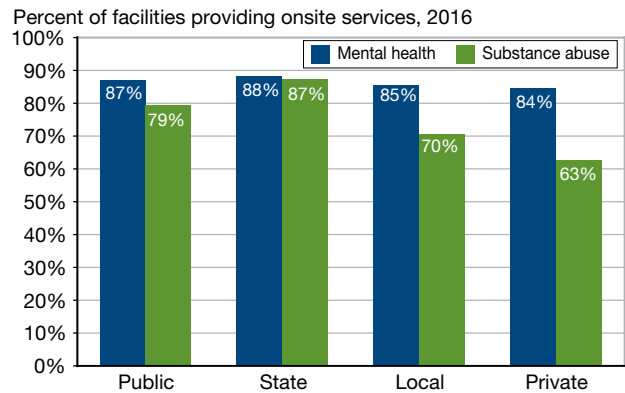
Facilities were more likely to screen youth for service needs within 1 week of admission in 2016 than in 2000




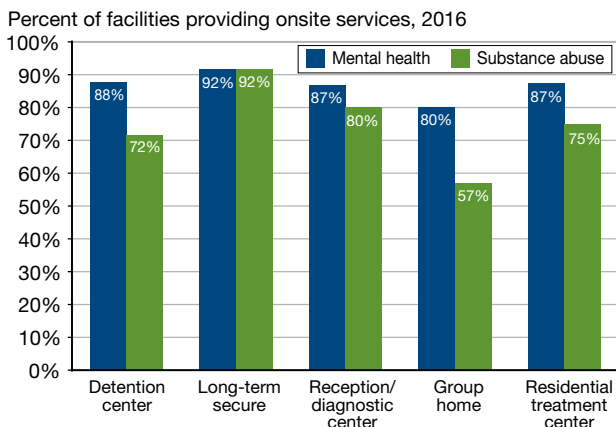
In general, the proportion of facilities offering onsite residential treatment services has increased since 2000



Among facilities that provided onsite services, 87% of public and 84% of private facilities offered mental health services



Of facilities providing onsite services, long-term secure facilities were more likely than other types to offer mental health and substance abuse services



Statistical Briefing Book ojjdp.gov/ojstatbb

Access more information on residential facilities and youth in placement

- Review FAQs about residential facility characteristics
- Analyze data with the Juvenile Residential Facility Census Databook

Note: This publication was prepared by Charles Puzanzhera and Sarah Hockenberry, National Center for Juvenile Justice, with funds provided by OJJDP through grant #2016-JF-FX-K001. May 2018.

Data source: Office of Juvenile Justice and Delinquency Prevention. *Juvenile Residential Facility Census* [machine-readable data files]. Washington, DC: U.S. Census Bureau (producer).



U.S. Department of Justice

Office of Justice Programs

National Institute of Justice

Washington, DC 20531

<Month> <Day>, <Year>

Dear Facility Administrator:

I understand that you have not yet responded to the Office of Juvenile Justice and Delinquency Prevention's (OJJDP) 2018 Juvenile Residential Facility Census (JRFC). I am writing to personally request your participation in this important data collection.

I know there are many competing demands for your time and attention, but the JRFC provides the most detailed picture of juvenile facilities ever produced and provides statistical data to policymakers at all levels of government for program planning and funding. We are relying on your cooperation to help OJJDP in its efforts to advance juvenile justice reforms across the nation.

Since JRFC was first conducted in 2000, it has achieved close to a 100 percent response rate, despite participation being voluntary. Your response is important to the continued success of this effort. The confidentiality of the information you provide on this questionnaire is protected by federal law (Title 34, Section 10231 of the United States Code) and will only be revealed or used for research purposes (see below for more details).

Enclosed you will find a publication advisory for the new JRFC bulletin (which includes a link to the document), as well as a flier for the OJJDP Statistical Briefing Book (which includes information on how to access web resources related to juvenile statistics, FAQs, data tools, publications).

I hope that we can count on your support as we have in the past. If you have any questions or need us to resend the form or web link, please contact **<insert name>** of the U.S. Census Bureau at **<insert e-mail>** or 1-800-352-7229.

Thank you for your time and assistance in this endeavor.
Sincerely,

Benjamin Adams
Social Science Analyst
National Institute of Justice

FEDERAL ASSURANCES OF CONFIDENTIALITY AND OTHER NOTICES

The Omnibus Crime Control and Safe Streets Act of 1968 (see, 34 U.S.C. § 10121-10122) and the Juvenile Justice and Delinquency Prevention Act of 2002 (see, 34 U.S.C. § 11161), provide the authority for conducting this data collection. We rely on your cooperation to present a clear picture of the state of juvenile justice placement in this country. The confidentiality of the information you provide on this questionnaire is guaranteed by Title 34, Section 10231 of the United States code. This law requires both the U.S. Department of Justice and the U.S. Census Bureau to hold strictly confidential any information that could identify individual youth, employees, or private facilities. The penalty for anyone violating this confidentiality is \$10,000. While public facilities are not subject to this statutory protection, OJJDP's policy is that the information collected for the Juvenile Residential Facility Census (JRFC) will only be used or revealed for research or statistical purposes, and it will take appropriate measures to protect the confidentiality of public facilities. The identities of all youth residing in facilities are protected. Further, per the Federal Cybersecurity Enhancement Act of 2015 (6 U.S.C. § 151), your data are protected from cybersecurity risks through screening of the systems that transmit your data. Your compliance with the request for information is entirely voluntary. If you would like more information concerning this authorization or the confidentiality guarantee, please write to Benjamin Adams at the address below.

Under the Federal Paperwork Reduction Act, a person is not required to respond to a collection of information unless it displays a currently valid OMB control number. We try to create forms and instructions that are accurate, can be easily understood, and which impose the least possible burden on you to provide us with information. We estimate that it will take one to three hours to complete this questionnaire with two hours being the average. This estimate includes time for reviewing the instructions, searching for and gathering the data, completing the form, and reviewing answers. If you have comments regarding the accuracy of this estimate, or suggestions for making this form simpler, you can write to:

Benjamin Adams
Social Science Analyst
National Institute of Justice
810 7th Street, NW
U.S. Department of Justice
Washington, DC 20531

Juvenile Residential Facility Census

Non-Response Call Instructions

Table of Contents

Section 1: General Information.....	1
Section 2: Login Instructions	2
Section 3: Summary of CRM Module	4
Section 4: Central Reporters	5
Section 5: Action Details	6
Section 6: Filter by Follow-up Date.....	8
Section 7: Making a Call.....	9
Section 8: Example of a Script.....	10

Section 1: General Information

Contact Information

Sabrina Webb, Project Manager
Phone: 301-763-4782
Email: Sabrina.Webb@census.gov
Survey Email: govs.jrfc@census.gov

Questionnaires NPC will be requesting

CJ-15

Schedule of Operations

Week of 03/18 – Begin 1st round of calls

Week of 03/25 – Begin 2nd round of calls

Material that will be provided to NPC

- 1) Blank PDF of CJ-15
- 2) Username and passwords for web submission
- 3) NPC will use the assigned Non-Response listing (CRM) in GPS

Methods of Return

- Fax to NPC: 1-888-262-3974
- Web: <https://respond.census.gov/jrfc>
- Email: govs.jrfc@census.gov
- Mail:
 - US Census Bureau
 - PO Box 5000
 - Jeffersonville, IN 47199-5000
 - GOVS/CJRP

Call Guidelines

- Acceptable calling times are Monday through Friday 8:00am to 8:00pm EST or 11:00am to 5:00pm PST.
- If you get a busy signal **or** there is no voicemail, call back at a different time, but do not attempt more than three (3) times in the same day.

Where to get the Non-Response Listing:

Non-response listing is provided on GPS in the ‘Customer Relationship Management’ (CRM). Details and instructions on use are included below.

Section 8: Example of a Script

When speaking to the respondent or respondent's voicemail:

FOR SINGLE UNIT NON-RESPONSE

Introduction and Purpose of Call: “Hello my name is ... (*your name*)... and I’m calling from the U.S. Census Bureau. I’m calling with regards to the Juvenile Residential Facility Census, which was mailed to you in mid October and was due back on November (*day*), (*year*). As of today, our records show that we have not received the questionnaire from you.

FOR MULTIUNIT (CENTRAL REPORTER) NON-RESPONSE

Introduction and Purpose of Call: “Hello my name is ... (*your name*)... and I’m calling from the U.S. Census Bureau. I’m calling with regards to the Juvenile Residential Facility Census, which was mailed to you in mid October and was due back on November (*day*), (*year*). As of today, our records show that we have not received the questionnaire from one or more of your facilities.”

If leaving a message: “Please give us a call on (*your number*) and let us know when you’ll be able to submit the questionnaire to us”. If we don’t hear from you then we’ll call back in a few days. If you’ve already submitted please disregard this message.” [add action *called left message*]

If speaking to respondent: “Do you know when you’ll be submitting the questionnaire to us?”

If they provide a date: “Ok, I have that documented and we’ll look for our questionnaire then. Thank you and have a wonderful day.” [add action *extension – 2 weeks*]

If they cannot provide a date: “Ok ma’am/sir this was just a reminder call. If we have not received your questionnaire in a couple of weeks we’ll be calling back. Thank you and have a wonderful day.” [add action *extension - 2 weeks*]

If they say they’ve already submitted: “Thank you for your submission and we apologize for the burden. Do you remember when you submitted? And how did you submit (*fax, web, mail*)? Ok, we will verify this information and get back with you if we have any follow up questions. Thank you and have a wonderful day.” [add action *refer to analyst*]

If they need another questionnaire: “Sure, we will send one right over. Is it best to fax you or email you?” [verify the fax number/email address] “Thank you, I will be sending it in a few minutes. Please let me know if we can assist with anything else. Have a wonderful day.” [Prior to sending the questionnaire, place the 21 digit facility ID and Facility Name on front cover of blank questionnaire using the label maker. If being sent via email, Scan the PDF with ID and facility name before sending it to the respondent.] [add action *requested survey questionnaire*]

If they need their User ID and Password to complete the questionnaire via the Web: Provide the user with their user ID and password. Instruct the user that passwords are case sensitive. [add action *provided web information*]

If speaking to someone who is not the respondent or cannot forward you to the respondent (or the respondent's voicemail): “Is there a good time to call back (*state the respondent's name*)?” **If yes:** “Ok, thank you I will call back at that time” [**add action called left message**]

If the respondent is no longer there: “Ok, do you know who has replaced them, or who may have received the survey package when it was mailed out in mid October?” [*When they give you the name*] “May I speak with that person?”

If the respondent is no longer there and the person on the phone can't give you any information: “Ok, thank you for your time, someone will be calling your office later to follow up. Have a wonderful day.” [**add action refer to analyst**]

If the respondent says they want to complete the survey over the phone: Get a date and time that would be convenient to call them back and inform the respondent that someone will call them back to complete the form over the phone. [**add action refer to analyst**]

If the facility has been closed/temporarily closed: “OK. What date did (*facility name*) close?” *Also, if the respondent is forthcoming with a date, ask why the facility closed (i.e., lost contract, re-opened as a different type of facility, etc.) and note it in the comments section.* [**add action other**]

November 28, 2017

MEMORANDUM FOR THE RECORD

From: Suzanne Dorinski
Public Sector Statistical Methods Branch
Economic Statistical Methods Division

Subject: Documentation of the Imputation Methodology for the 2016 Juvenile Residential Facility Census, Creation of the Imputation File and Creation of Tabulated Results

This memorandum documents the imputation methodology for the 2016 Juvenile Residential Facility Census (JRFC). The imputation methodology describes both methods used to create a record for nonresponding units and for missing data for responding units.

This document uses intentional white space to improve readability. This document is available as PDF to preserve the original formatting.

This document also serves as a guide to the programmer who works on the 2018 JRFC. Notes to the programmer are in brackets. The 2016 JRFC imputation system is reusable for the 2018 JRFC. [The programs are in the `\\govs009fs\smb\jrhc\2016\Imputation production` folder.]

The imputation methodology for the 2010 JRFC and earlier censuses used the section and question numbers as variable names. Starting with the 2014 JRFC, variables have new names, rather than using the section number and question number as the variable name. The variable names for Section 1 have changed for the 2016 JRFC, compared to 2014. We needed to use prior year files for the 2016 JRFC imputation processing, so we updated the variable names on the prior year (2014 Juvenile Residential Facility Census and 2015 Census of Juveniles in Residential Placement) files to use the current naming convention. Please see the short version of the 2016 JRFC record layout in Attachment A for more details. Attachment B shows how the variable names have changed over time. Users of the data file should use the Excel version of the 2016 JRFC record layout.

The Economic Directorate of the Census Bureau regularly conducts quality audits of survey and census programs. Some of the discussion in this document is based on feedback from the last JRFC quality audit. Some parts of the discussion may not be of interest to the sponsor but are required for the purpose of the quality audit.

Table of Contents

Introduction	4
Figure 1. Juvenile Residential Facility Census response method percentages over time.....	5
Figure 2. Juvenile Residential Facility Census response method counts over time.....	6
Definition of Out-of-scope Facilities	6
Unit Response Rate.....	6
Figure 3. Census of Juveniles in Residential Placement (CJRP) and Juvenile Residential Facility Census (JRFC) revised unit response rates over time	7
Summary of Changes during 2016 Data Collection	8
Figure 4. Self-led, self-help groups question on 2016 Juvenile Residential Facility Census	9
Table 1. Edit messages in paradata about self-led, self-help substance abuse groups.....	9
Figure 5. Screen shot of edit message for population counts in 2016 Juvenile Residential Facility Census	10
Figure 6. "Review Your Responses" screen using red for pages that have issues	12
Figure 7. "Review Your Responses" screen with box checked to view potential issues only	13
Summary of the File.....	13
Table 2. Summary of the facilities in the 2016 Juvenile Residential Facility Census imputed file.....	13
Table 3. 2016 Juvenile Residential Facility Census counts (nontribal facilities in the 50 states and DC that held juveniles on reference day)	14
Records Eligible for Imputation	14
Table 4. Values of the status flag for the 2016 Juvenile Residential Facility Census	15
Table 5. Values of the occupied flag for the 2016 Juvenile Residential Facility Census	15
Critical Item Facilities.....	16
Table 6. Value for CheckInStatus code.....	16
Item Response Rates.....	17
Table 7. Juvenile Residential Facility Census Item Response Rates by Year	17
Figure 8. Juvenile Residential Facility Census item response rates by section over time	23
Questionnaire Items Eligible for Imputation	24
Table 8. Items eligible for imputation.....	24
Imputation Rates.....	26
Table 9. Juvenile Residential Facility Census (JRFC) item response rates and total quantity response rates over time.....	26
Figure 9. Juvenile Residential Facility Census key item response rates over time	28
Figure 10. Juvenile Residential Facility Census total quantity response rates over time	29

Collapsed Facility Type Codes	29
Table 10. Collapsed facility type code when only one box marked.....	30
Table 11. Hierarchy used when more than one facility type marked in 2016 Juvenile Residential Facility Census.....	30
Table 12. Frequency of methods used to assign collapsed facility code	31
Pulling Forward Prior Year Data.....	31
Table 13. Questions for which we pull forward data from prior year if current year is missing.....	31
Creation of Imputation Groups.....	32
Table 14. Imputation variables added to the 2016 Juvenile Residential Facility Census file.....	33
Collapsing of Imputation Groups	34
Table 15. 2016 Juvenile Residential Facility Census imputation groups with records needing imputation	34
Table 16. Collapsed facility type counts for selected years	37
Figure 11. Reception / Diagnostic Center and Ranch, Camp, or Farm collapsed facility types have decreased over time	38
Calculations within Imputation Groups	39
Table 17. Trimmed mean growth rates for prior year population counts for 2016 Juvenile Residential Facility Census imputation.....	40
Table 18. Selected medians for 2016 Juvenile Residential Facility Census imputation.....	41
Table 19. Most commonly reported answers for sleeping room arrangements for 2016 Juvenile Residential Facility Census imputation	42
Table 20. Median or most commonly reported answers for large muscle activity questions for 2016 Juvenile Residential Facility Census imputation	43
Imputing Population Counts	44
Imputing the Rest of the Values for the 2016 Juvenile Residential Facility Census	45
Quality Checks Performed During and After Imputation.....	45
Description of the 2016 Juvenile Residential Facility Census Imputed File	46
Notes on the 2016 Juvenile Residential Facility Census Imputation System.....	46
Data Quality Issues for Standard Beds and Makeshift Beds.....	47
Recommendations for Future Collections	47
Evaluate the collapsed facility types.....	47
Track response rates by collapsed facility type	47
Analyze the “other specify” responses, add check box options as appropriate	47
Consider changing the order the of the population count questions	47
Do research on reporting unit definition.....	48

Add screener questions at beginning of form	48
Give more prominence to definition of juvenile residential facility on form	48
Figure 12. Description of juvenile residential facility.....	49
References	49

Introduction

First conducted in 2000, the Juvenile Residential Facility Census (JRFC) is a mail canvass census. The 2010 JRFC was the first collection to give facilities the opportunity to respond online. The JRFC asks juvenile residential custody facilities in the U.S. to describe their facilities. Adult facilities, and facilities exclusively for drug or mental health treatment (regardless of the age of the residents), or facilities for abused or neglected children are not included in the census. The JRFC is conducted in even-numbered years. The reference date for the 2016 JRFC was October 26, 2016.

The Census of Juveniles in Residential Placement (CJRP) is conducted in alternative years and describes the characteristics of youth in custody. JRFC collects information about facilities that hold juvenile offenders. The 2016 JRFC asks about facility characteristics such as size, structure, type, ownership, and security arrangements. JRFC also reports the number of juveniles who died in custody during the past twelve months. The 2016 JRFC also includes sections that ask about mental health services, educational services, and substance abuse services provided to the offenders.

The National Archive of Criminal Justice Data (NACJD) holds the previous data files, where they are part of a restricted-access collection. For more information, see <http://www.icpsr.umich.edu/icpsrweb/content/NACJD/index.html>.

The project sponsor is the Office of Juvenile Justice and Delinquency Prevention (OJJDP). The Public Sector Statistical Methods Branch (PSSMB) of the Economic Statistical Methods Division is responsible for imputation, creation of the final survey files and tabulations of the JRFC results for the sponsor, while the Criminal Justice Branch (CJB) in the Economic Reimbursable Surveys Division is responsible for the data collection and editing of reported data.

The 2016 JRFC questionnaire has seven sections:

- Section 1, which collects general facility information,
- Section 2, which collects information about mental health services,
- Section 3, which collects information about educational services,
- Section 4, which collects information about substance abuse services,
- Section 5, which collects information about the last month (September 2016),
- Section 6, which collects information about the last year (October 1, 2015 through September 30, 2016),
- Section 7, which collects general information.

Currently the JRFC data can be collected by six different methods—completed by mail, other, via fax transmission, by telephone (both in-bound and out-bound calls), by electronic mail or Email or via website (online) responses to an automated Centurion data collection instrument. Below we present two graphics displaying the percentages and counts of responses by each of these response methods over time. Figure 1 shows the percentage distribution of response method for each year since 2010. Figure 2 shows the response method counts for each year since 2010. The online option is becoming more popular with JRFC respondent facilities. While mail responses dropped from 47.6 percent to 35.8 percent between 2010 and 2016, web response increased from 30.5 percent to 54.2 percent during this same timeframe. The other methods of reporting also decreased overall.

Note that the counts and percentages are based on the method of return variable on each year’s file. Some responses are received from facilities that are determined to be out-of-scope, so the counts may not match the number of in-scope facilities each year.

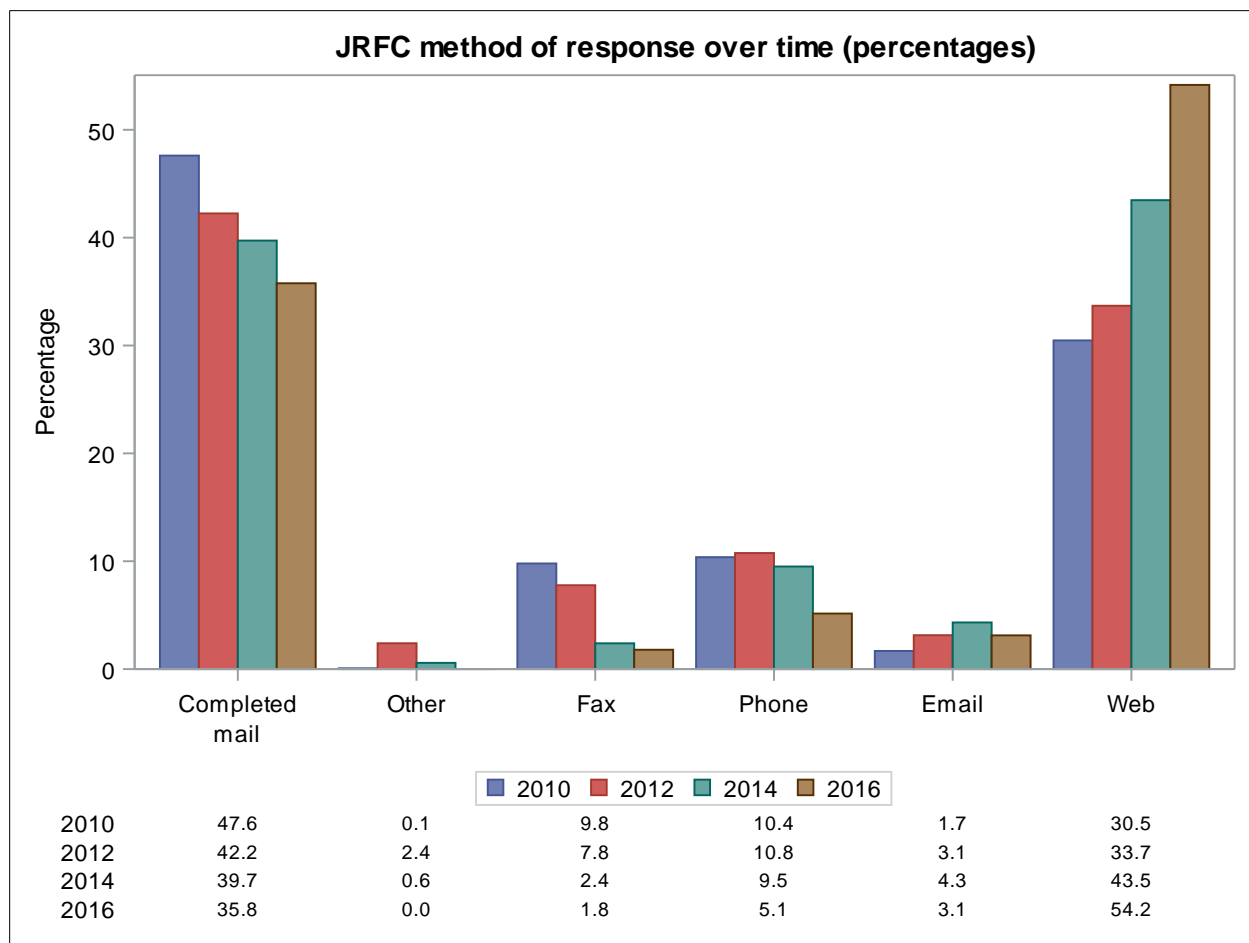


Figure 1. Juvenile Residential Facility Census response method percentages over time

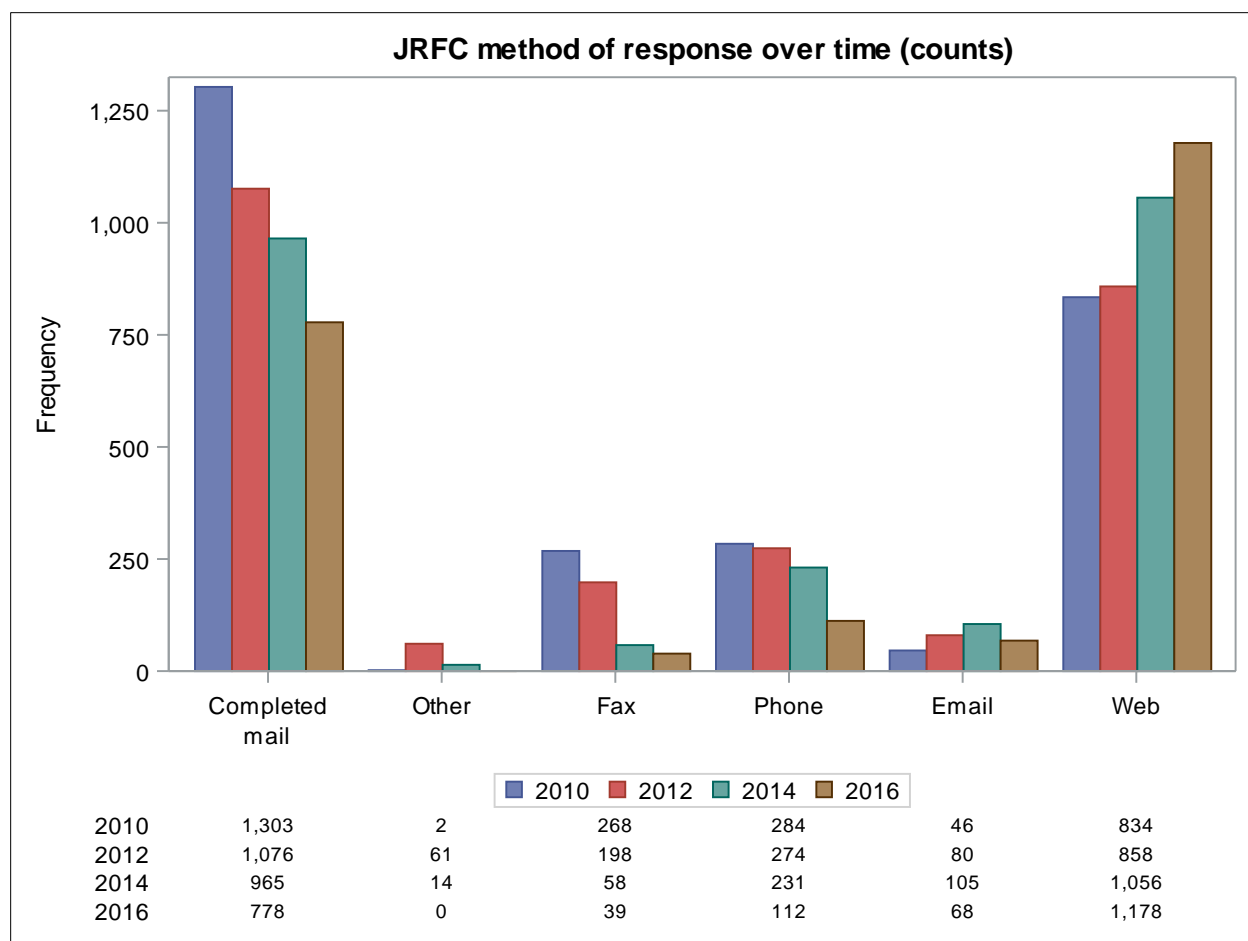


Figure 2. Juvenile Residential Facility Census response method counts over time

Definition of Out-of-scope Facilities

A facility is temporarily out-of-scope when they do not hold juveniles on the reference date.

A facility is permanently out-of-scope for one of several reasons:

- The facility is no longer a residential facility (might have converted to day treatment only).
- The facility is a duplicate of a record already on the data file.
- The facility has changed from public to private, or private to public. When this happens, the facility ID changes, and the previous ID is out-of-scope.
- The facility no longer holds any juveniles (only handles adults).
- The facility no longer holds any offenders (juveniles are all voluntary placements, or in the facility because of neglect, abuse, dependency, or abandonment).

Unit Response Rate

There were 2,173 in-scope facilities on reference day. 1,920 of the 2,173 facilities responded to the 2016 JRFC, for a unit response rate of 88.4 percent. 195 of the facilities refused to participate in the

2016 JRFC. We imputed full records for the 186 nontribal facilities in the 50 states and DC that were refusals.

There were four tribal refusal facilities and five territorial refusal facilities. Each is on the 2016 JRFC imputed file, but only the facility ID, contact information, method of return, the check-in status code, the status flag, and the occupied flag are available for those facilities. Other flags were set to 0 by default (to be consistent with the Liger processing system).

The unit response rate was calculated differently before 2014 for both CJRP and JRFC. Previously reported unit response rates counted critical item facilities as respondents. The revised unit response rate is

$$\text{Unit response rate (revised)} = \sum \frac{(\text{Completed} + \text{Full Additions})}{(\text{Completed} + \text{Full Additions} + \text{Refusals} + \text{Critical Items})}$$

based on the value of the check-in status code for each facility. Full Additions are new facilities discovered during the data collection cycle.

Figure 3 shows the revised unit response rates for CJRP and JRFC over time.

The extraordinary number of critical item facilities in the 2007 CJRP (676) explains the 76.1 percent revised unit response rate for that year. The 2006 Juvenile Residential Facility Census questionnaire had eight sections, and was 26 pages long. The 2008 Juvenile Residential Facility Census questionnaire had four sections, and was 10 pages long. The longer form in 2006 may have affected the response rate.

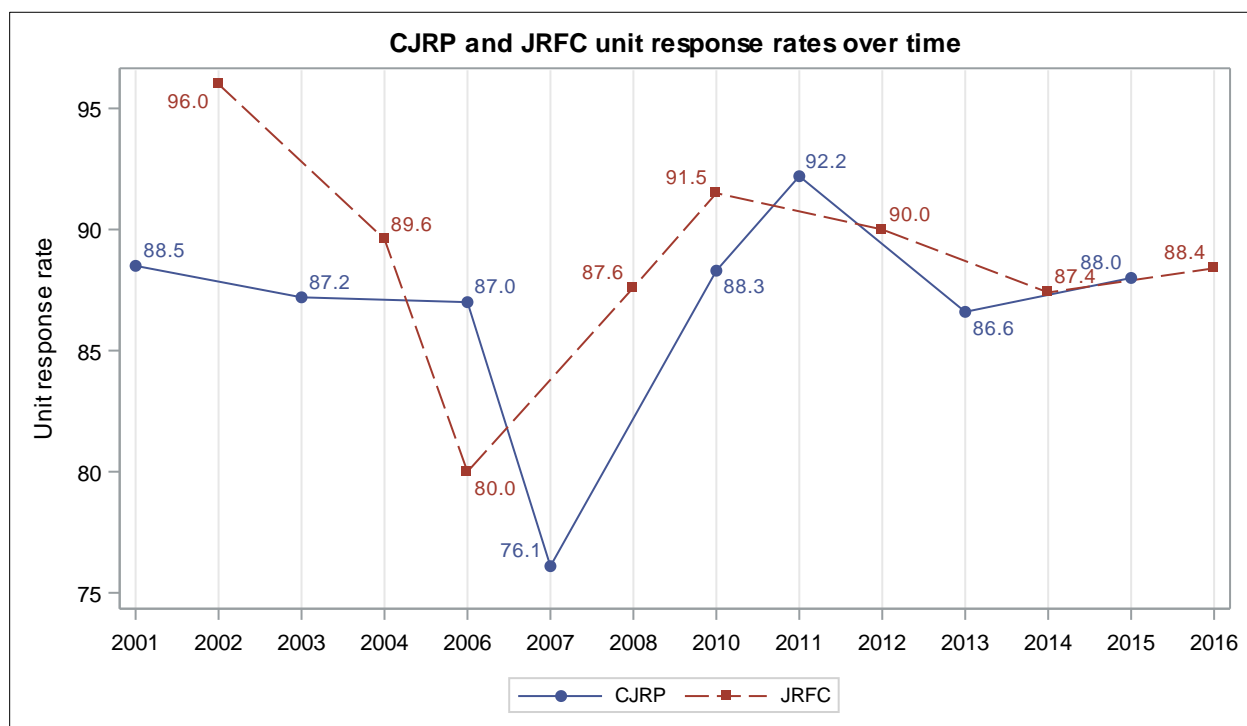


Figure 3. Census of Juveniles in Residential Placement (CJRP) and Juvenile Residential Facility Census (JRFC) revised unit response rates over time

[The program JRFC_and_CJRP_unit_response_rates_over_time.sas calculates the revised unit response rates and generates one graphic display. The program online_response_rates_over_time.sas calculates the method of return values over time and generates two graphic displays.]

Summary of Changes during 2016 Data Collection

There were several changes for the 2016 JRFC:

- JRFC variable names in Section 1 have been renamed.
- The way we imputed standard beds has changed.
- The question about self-led, self-help substance abuse groups provided inside or outside the facility now has a check box for facilities to indicate “None”.
- The edit messages for the population counts in the Centurion online data collection instrument now include the data that the facility has entered and is causing the discrepancies.
- Online respondents can now view potential issues only when reviewing their answers for a specific section.
- There is an edit that compares the sum of standard beds and occupied makeshift beds to the number of persons assigned to beds.

The variable names in Section 1 have changed from the variable names used for the 2014 JRFC. Since we use prior survey year files while imputing the current year JRFC, we had to rename the variables on the prior year files. The 2016 JRFC record layout includes columns for the 2015 CJRP and the 2014 JRFC, with the original variable names on those files.

In the 2014 JRFC, we pulled forward the value for standard beds from the prior year JRFC if it was missing in the current JRFC (whether it was reported or imputed). For the 2016 JRFC, we pull forward the value for standard beds from the prior year JRFC only if it was reported in the 2014 JRFC. If the prior year value was imputed, we use a ratio imputation method instead. This is done to prevent the perpetuation of imputing with the reported number of standard beds the facility may have reported four or more years ago.

After the 2014 JRFC, the author analyzed the paradata from the 2013 CJRP and the 2014 JRFC. One of the recommendations incorporated for the 2016 JRFC was to add a check box to the question for self-led, self-help substance abuse programs provided inside or outside the facility, so that facilities could indicate that none were provided, when appropriate. Figure 4 is a screen shot of the question on the 2016 JRFC form.

7. Which of the following self-led, self-help groups are provided **INSIDE** or **OUTSIDE** this facility?

Mark (X) all that apply.

01 Alcoholics Anonymous

02 Narcotics Anonymous

03 Other – *Specify* ↓

04 None of these are provided

Figure 4. Self-led, self-help groups question on 2016 Juvenile Residential Facility Census

The Centurion online reporting tool has an edit associated with each question that will prompt the respondent to answer the question if the respondent has not provided an answer. Table 1 shows the difference the “None” check box made for online respondents. The number of facilities seeing an edit message for this question dropped dramatically, as did the number of facilities skipping the question.

The program that creates the tables has been updated to show the “None” option for this question.

Table 1. Edit messages in paradata about self-led, self-help substance abuse groups

	2014 JRFC	2016 JRFC
Facilities seeing edit messages on self-led, self-help groups question	197	18
Resolution		
Facilities skipping the question	48	1
Facilities selecting “other” and writing in “None”	67	
Facilities choosing answers that resolve the edit message	82	17



Another finding from the analysis of the 2013 CJRP and 2014 JRFC paradata is that respondents have difficulty providing population counts that add up correctly. In previous years, the edit message indicated that the data did not add up. The questions are spread over multiple screens, so the respondent would have to navigate to find the numbers. For 2016, the edit message includes the data that the respondent has entered.

Figure 5 shows what the edit message looked like when the analyst was testing the 2016 Centurion application. Persons assigned to beds was reported on the previous screen. The edit message is displayed after the facility enters the number of persons age 21 or older and the number of persons under age 21.

In the 2014 JRFC paradata, 20 facilities provided final answers for counts for juvenile nonoffenders, juvenile offenders, and adults that did not add up to the reported number of persons assigned to beds, while 17 facilities provided final answers for counts for juvenile nonoffenders and juvenile offenders that did not add up to the reported number of juveniles.

In the 2016 paradata, 11 facilities provided final answers for counts for juvenile nonoffenders, juvenile offenders, and adults that did not add up to the reported number of persons assigned to beds, while 9 facilities provided final answers for counts for juvenile nonoffenders and juvenile offenders that did not add up to the reported number of juveniles. The updated edits help to reduce these occurrences by more than 52 percent.

Form Number: CJ-15 OMB No.: 1121-0219 Approval Expires: 10/31/2019

Juvenile Residential Facility Census

Dashboard
About
PDF Options
Data Snapshot
FAQS
Contact Us
Logout

Please verify the responses marked below.
 To ignore these problems, press the 'Save and Continue' button again.

Section 1 - General Facility Information

6. How many of the persons who had assigned beds at the end of the day on Wednesday, October 26, 2016 were AGE 21 or older?

Include persons who were temporarily away, but had assigned beds on October 26.
Do NOT include staff. Please enter 0 if there are NO persons age 21 or older.

Persons 21 or older

The sum of persons 21 or older (You reported '50' in Question 6) and persons under 21 (You reported '100' in Question 7b) should equal the number of persons assigned beds in the facility (You reported '10' in Question 5b).

7a. At the end of the day on Wednesday, October 26, 2016, did ANY persons UNDER AGE 21 have assigned beds in this facility?

INCLUDE juveniles being tried as adults in criminal court. Do NOT include staff.

Yes — **7b. Young persons under the age of 21**


No

Figure 5. Screen shot of edit message for population counts in 2016 Juvenile Residential Facility Census

Facilities responding online for the 2013 CJRP and the 2014 JRFC had the opportunity to provide comments for each survey. Respondents told us that the review page for each section was difficult to use, because every page was listed, whether it had an issue or not. Respondents asked for the ability to filter that screen to show only the pages with issues. Respondents also suggested using a different color to show which pages have issues they should review.

Figure 6 shows the review screen for Section 1. There are 35 screens for Section 1. When the number of issues were all shown in black, it was difficult to quickly see which pages had issues. Now that pages with issues are listed in red, it's easier to see which pages need review. Figure 7 shows the same review screen for Section 1, but with the box checked to view potential issues only. Now the respondent sees only 4 pages on the list, rather than all 35 screens in Section 1

Form Number: CJ-15 OMB No.: 1121-0219 Approval Expires: 10/31/2019



Serving Children, Families and Communities

OJJDP Office of Juvenile Justice and Delinquency Prevention

Juvenile Residential Facility Census

[Dashboard](#) [About](#) [PDF Options](#) [Data Snapshot](#) [FAQS](#) [Contact Us](#) [Logout](#)

Review Your Responses

Listed below are potential issues. You may click on a page name to return to that page and review and/or correct any issues, or continue.

View Potential Issues Only


Section 1


- [sec1/question 2 \(has 0 issues\)](#)
- [sec1/question 3 \(has 0 issues\)](#)
- [sec1/1Ba \(has 0 issues\)](#)
- [sec1/question 4 \(has 0 issues\)](#)
- [sec1/instructions \(has 0 issues\)](#)
- [sec1/question 5a \(has 0 issues\)](#)
- [sec1/question 6 \(has 1 issue\)](#)
- [sec1/question 8a \(has 0 issues\)](#)
- [sec1/question 9a \(has 1 issue\)](#)
- [sec1/question 10a \(has 0 issues\)](#)
- [sec1/question 10b \(has 0 issues\)](#)
- [sec1/question 11 \(has 0 issues\)](#)
- [sec1/question 12 \(has 0 issues\)](#)
- [sec1/question 13 \(has 0 issues\)](#)
- [sec1/question 14a \(has 0 issues\)](#)
- [sec1/question 14b \(has 0 issues\)](#)
- [sec1/question 14c \(has 0 issues\)](#)
- [sec1/question 14d \(has 0 issues\)](#)
- [sec1/question 15a \(has 0 issues\)](#)
- [sec1/question 15b \(has 0 issues\)](#)
- [sec1/question 17a \(has 0 issues\)](#)
- [sec1/question 17b \(has 0 issues\)](#)
- [sec1/question 19a \(has 0 issues\)](#)
- [sec1/question 19b \(has 0 issues\)](#)
- [sec1/question 20 \(has 0 issues\)](#)
- [sec1/question 21a \(has 0 issues\)](#)
- [sec1/question 21b/c \(has 0 issues\)](#)
- [sec1/question 22 \(has 0 issues\)](#)
- [sec1/question 23a \(has 0 issues\)](#)
- [sec1/question 23b \(has 1 issue\)](#)
- [sec1/question 24 \(has 0 issues\)](#)
- [sec1/question 25 \(has 0 issues\)](#)
- [sec1/question 26a \(has 0 issues\)](#)
- [sec1/question 26b \(has 0 issues\)](#)
- [sec1/question 26c \(has 1 issue\)](#)

[Continue](#)

Figure 6. "Review Your Responses" screen using red for pages that have issues

Form Number: CJ-15 OMB No.: 1121-0219 Approval Expires: 10/31/2019





Office of Juvenile Justice
and Delinquency Prevention

Juvenile Residential Facility Census

Dashboard
About
PDF Options
Data Snapshot
FAQS
Contact Us
Logout

Review Your Responses

Listed below are potential issues. You may click on a page name to return to that page and review and/or correct any issues, or continue.

View Potential Issues Only

Section 1

- [sec1/question 6](#) (has 1 issue)
- [sec1/question 9a](#) (has 1 issue)
- [sec1/question 23b](#) (has 1 issue)
- [sec1/question 26c](#) (has 1 issue)

[Continue](#)

Figure 7. "Review Your Responses" screen with box checked to view potential issues only

Summary of the File

Table 2. Summary of the facilities in the 2016 Juvenile Residential Facility Census imputed file

172	OUT of SCOPE FACILITIES
2173	IN-SCOPE FACILITIES
58	CRITICAL ITEMS ONLY REPORTED
45	facilities that hold offenders and reported only critical items
13	facilities that hold nonoffenders only and reported only critical items
195	REFUSALS
186	Nontribal Refusals (FULL Imputes)
28	nontribal facilities in the 50 states or DC that hold nonoffenders only and were refusals
158	nontribal facilities in the 50 states or DC that hold offenders and were refusals
9	Not Imputed Refusals
4	tribal facility refusals
5	territorial facility refusals
1920	TOTAL FULL RESPONDENT FACILITIES
1589	HOLD OFFENDERS: facilities that hold offenders and reported more than critical items
331	NONOFFENDRES ONLY: facilities that hold nonoffenders only and reported more than critical items
2,345	TOTAL: facilities in the 2016 Juvenile Residential Facility Census imputed file

Table 3. 2016 Juvenile Residential Facility Census counts (nontribal facilities in the 50 states and DC that held juveniles on reference day)

59,049	people in residential placement
416	adults
58,633	juveniles
45,567	juvenile offenders
13,066	juvenile nonoffenders
2,143	nontribal facilities in the 50 states and DC that held juveniles on reference day

[The program summarize_JRFC_imputed_file.sas produces the counts in this section.]

Records Eligible for Imputation

In earlier versions of JRFC, we imputed missing data for all facilities. Starting with the 2010 JRFC, OJJDP requested that we not impute missing data for tribal facilities. The 2010 JRFC was the first cycle to attempt to collect data from facilities in American Samoa, Guam, Northern Mariana Islands, Puerto Rico, and the Virgin Islands. OJJDP and Census agreed that we would not impute missing data for the territorial facilities either.

Tribal facilities face special challenges; that is one reason that we do not impute them. The reader is directed to “From Broken Homes to a Broken System”, written by Sari Horwitz and published in the Washington Post on November 28, 2014, and accessible online at <http://www.washingtonpost.com/sf/national/2014/11/28/from-broken-homes-to-a-broken-system/>.

Researchers want to examine juvenile residential facilities over time, so starting with the 2012 JRFC, we include the out-of-scope facilities, the temporarily closed facilities, and the permanently closed facilities on the final file, even though those records are not eligible for imputation. By doing this, all facilities can be easily tracked over time.

There are two flags on the 2016 file that help quickly classify records as eligible for imputation or not. The status_flag_2016 describes who operates the facility. The occupied_flag_2016 indicates whether the facility held juveniles on reference day.

Table 4 explains the status flag, while Table 5 explains the occupied flag. The first two digits of the facility ID indicate the state where the facility is located. Note that since we do not impute missing data for tribal or territorial facilities, the occupied flag is set to 0 when the tribal or territorial facility does not answer the questions about persons assigned to beds and juveniles assigned to beds on reference day.

Table 4. Values of the status flag for the 2016 Juvenile Residential Facility Census

Status_flag_2016 value	Description	How constructed
1	State-operated public facilities in the 50 states and DC	3 rd digit of ID = 0
2	Locally-operated public facilities in the 50 states and DC	3 rd digit of ID is 1, 2, 3, or 4
3	Private facilities in the 50 states and DC	3 rd digit of ID = 8
4	Tribal facilities (missing data are not imputed)	3 rd digit of ID = 7
5	Territorial facilities (missing data are not imputed)	Based on state code

Table 5. Values of the occupied flag for the 2016 Juvenile Residential Facility Census

Occupied_flag_2016 value	Description	How constructed
0	Facility had no persons assigned to beds or had no juveniles assigned to beds on reference day	G_ASSIGNED_BEDS is missing or set to 2, G_UNDER_21 is missing or set to 2
1	Facility had juveniles assigned to beds on reference day	G_NUM_UNDER_21 greater than 0

Critical Item Facilities

In follow-up interviewing, the Criminal Justice Branch (CJB) in the Economic Reimbursable Surveys Division attempted to collect as much data as possible to fill in the seven sections of the questionnaire. The following data items were critical:

Section 1:

- Question 5a and 5b (total persons assigned to beds in the facility)
- Question 6 (number of persons age 21 or over assigned to beds in the facility)
- Questions 7a and 7b (number of persons under age 21 assigned to beds in the facility)
- Questions 8a and 8b (number of offenders under age 21 assigned to beds in the facility)
- Questions 9a and 9b (number of nonoffenders under age 21 assigned to beds in the facility)
- Question 13 (type of facility)—see Table 10
- Question 17a (who operates facility: private non-profit agency, for profit agency, or government agency)
- Question 22 (total number of standard beds in facility)
- Question 23a and 23b (occupied makeshift beds in the facility)

Section 5:

- Question 2a (any juvenile transported to hospital emergency room during September?)
- Question 2b (reason why juvenile transported to hospital emergency room)

Section 6:

- Question 1 (any juveniles die while assigned bed at facility within last 12 months?)
- Question 2 (how many juveniles died while assigned bed at facility within last 12 months)
- Question 3 (cause of death, location, age, sex, race, date of admission, date of death)

The value of CheckInStatus indicates which facilities are critical item facilities. See Table 6 for more details. Note that the values for CheckInStatus have changed for the 2016 JRFC.

Table 6. Value for CheckInStatus code

CheckInStatus value	Meaning
0	Non-respondent
1	Completed questionnaire
4	Permanently closed
5	Temporarily closed
6	Out-of-scope
7	Total Refusal (No Data provided)
9	New Facility, Completed Questionnaire
10	New Facility, Critical Items Only
12	Critical Item Only Facility

Item Response Rates

We calculated the item response rates for the 2016 JRFC by looking at the item values before imputation. There were 2,143 nontribal facilities in the 50 states and DC that held juveniles on reference day. The calculations consider the skip patterns. If a facility was skipped out of a question on the form, they were not counted as an item nonrespondent. For example, if the facility answered No to the question asking if they held juveniles on reference day for reasons other than offense (G_NONOFFENSE), they were not considered an item nonrespondent for G_TOTAL_NONOFFENSE because they were instructed to skip G_TOTAL_NONOFFENSE.

Table 7 shows the item response rates for the 2012 JRFC, the 2014 JRFC, and the 2016 JRFC. Figure 8 shows the response rates in a graphic. Note that the item response rates were higher in 2012 except for the very first question on the form. The response rate trends for 2016 are similar to those of 2014, except for the question about why outside doors are locked. In Table 7, — means that question was not on the questionnaire that year.

[The program JRFC_response_rates_over_time.sas produces the table and graphic in this section.]

Table 7. Juvenile Residential Facility Census Item Response Rates by Year

Description	2012 response rate	2014 response rate	2016 response rate
S1-Question 1-Address Correct?	87.9	88.1	88.8
S1-Question 2-Physical Layout of Facility	90.4	88.3	88.9
S1-Question 3-Other bldgs w/units-beds?	90.4	88.3	88.9
S1-Question 4-Any detention overflow?	90.4	88.4	88.9
S1-Question 5a-Any persons assigned beds?	94.9	92.2	91.6
S1-Question 5b-Number assigned beds	94.8	92.2	91.6
S1-Question 6-Number assigned beds >21 yrs	94.8	92.2	91.6
S1-Question 7a-Any persons under 21 yrs?	94.8	92.2	91.6
S1-Question 7b-Number assigned <21	94.8	92.2	91.6
S1-Question 8a-Any assigned for offense?	94.8	92.1	91.6
S1-Question 8b-Number assigned for offense	94.8	92.1	91.6
S1-Question 9a-Any assigned for non-offense?	94.8	92.2	91.6
S1-Question 9b-Number assigned for non-offense	94.8	92.2	91.6
S1-Question 10a-On site residential treatment?	90.4	88.0	88.9
S1-Question 10b-Type of Residential Treatment	90.4	88.0	88.9
S1-Question 11-Provide foster care?	90.4	88.0	89.0
S1-Question 12-Provide independent living?	90.4	88.0	88.9

Description	2012 response rate	2014 response rate	2016 response rate
S1-Question 13-Type of facility	94.9	91.4	91.3
S1-Question 14a-Separate housing units?	90.4	88.1	88.9
S1-Question 14b-Separate housing units differ	90.2	88.1	88.9
S1-Question 14c-Purpose of separate housing	89.9	88.1	88.9
S1-Question 14d-Do separate units share	90.4	88.1	88.9
S1-Question 15a-Is facility owned by	90.4	89.8	89.8
S1-Question 15b-Name of private agency	90.4	89.8	89.8
S1-Question 16-Level of government agency	90.4	89.8	89.8
S1-Question 17a-Is facility operated by	94.9	91.0	91.3
S1-Question 17b-Name of private agency	92.6	91.0	90.3
S1-Question 18-Level of Government agency	94.2	91.0	90.8
S1-Question 19a-Any persons locked in rooms?	90.4	88.2	88.9
S1-Question 19b-When locked in rooms	90.4	88.2	88.9
S1-Question 20-Features intended to confine	90.4	88.0	88.9
S1-Question 21a-Are outside doors locked?	90.4	88.2	88.9
S1-Question 21b-Why are outside doors locked	90.4	88.2	84.1
S1-Question 21c-When are outside doors locked	90.4	88.2	88.9
S1-Question 22-Total number standard beds	94.9	92.2	91.3
S1-Question 23a-Any occupied makeshift beds	94.8	90.1	91.2
S1-Question 23b-How many makeshift beds occupied	94.8	90.1	91.2
S1-Question 24-Number of Actual Occupants per Room	90.4	88.0	88.9
S1-Question 25.-Voluntary Large Muscle Activity?	90.4	88.0	88.9
S1-Question 26a.-Required Large Muscle Activity?	90.4	88.0	88.9
S1-Question 26b-Required Minutes Per Day	90.4	88.0	88.9
S1-Question 26c.-Required Days Per Week	90.4	88.0	88.9
S2-Question 1a-Risk of Suicide	-	88.0	88.7
S2-Question 1b-What best describes the process	-	88.0	88.6
S2-Question 2-Who asks questions	-	88.0	88.6
S2-Question 3-When are young persons first asked questions	-	88.0	88.6
S2-Question 4-Which young persons are asked questions	-	88.0	88.6

Description	2012 response rate	2014 response rate	2016 response rate
S2-Question 5a-Are any young persons re-asked questions	-	88.0	88.6
S2-Question 5b-Which best describes reason for re-asking	-	88.0	88.6
S2-Question 6-Does facility assign different levels of risk to young persons	-	88.0	88.6
S2-Question 7a-Are at risk young persons placed in observation room	-	88.0	88.6
S2-Question 7b-What happens in observation room	-	88.0	88.6
S2-Question 8-Preventive measures	-	87.8	88.5
S2-Question 9-Any other mental health services Inside/outside:Yes, both available	-	88.0	88.7
S2-Question 10a-Is ongoing counseling provided	-	88.0	88.6
S2-Question 10b-Which forms of ongoing counseling	-	88.0	88.6
S2-Question 11-Are any young persons evaluated by a professional	-	88.0	88.6
S2-Question 12-When are young persons evaluated by a professional	-	87.5	88.2
S2-Question 13-Which young persons are evaluated	-	87.7	88.5
S2-Question 14a-Ongoing therapy for mental health provided	-	87.9	88.6
S2-Question 14b-Which forms of ongoing therapy are provided	-	87.9	88.6
S2-Question 14c-Which best describes the facility policy on mental health	-	87.9	88.6
S2-Question 15-Do medical professionals prescribe medication	-	88.0	88.6
S2-Question 16a-Are there one or more special living/sleeping units in the facility reserved for mental health	-	88.0	88.7
S2-Question 16b-How do these living/sleeping units differ	-	88.0	88.7
S2-Question 17a-Is there a specialized sex offender treatment program	-	88.0	88.7
S2-Question 17b-Are any provided to young persons charged with or adjudicated for a sex offense	-	88.0	88.7
S2-Question 18-Are there one or more special living/sleeping units for sex offenders	-	88.0	88.7
S2-Question 19a-Are information regarding their mental health status, services and or needs communicated to new residence or placement	-	88.0	88.7
S2-Question 19b-For which is this information shared	-	88.0	88.7
S3-Question 1-After arrival are any young persons evaluated to determine grade level	-	87.9	88.7
S3-Question 2-When are young persons evaluated for grade level:	-	87.9	88.7
S3-Question 3-Methods of evaluation of grade level	-	87.5	88.4
S3-Question 4-Which young persons are evaluated to determine grade level	-	87.5	88.4
S3-Question 5-As part of the discharge process, are any young persons evaluated to determine their educational grade levels and educational needs	-	87.9	88.7

Description	2012 response rate	2014 response rate	2016 response rate
S3-Question 6-Which young persons are evaluated to determine grade level and educational needs when being discharged	-	87.9	88.7
S3-Question 7a-Do any young persons receive teacher instructions at a location either inside or outside this facility	-	87.9	88.7
S3-Question 7b-Which young persons attend school or receive teacher instructions	-	87.9	88.7
S3-Question 8-Which of the following educational services are provided	-	87.9	88.7
S3-Question 9a.i-How many hours a week do young persons attend school or receive teacher instruction	-	87.9	88.7
S3-Question 9a.o-How many hours a week do young persons attend school or receive teacher instruction	-	87.9	88.7
S3-Question 9b.i-How many months per year do young persons attend school or receive teacher instruction	-	87.9	88.7
S3-Question 9b.o-How many months per year do young persons attend school or receive teacher instruction	-	87.9	88.7
S3-Question 10a-Upon departure, is information regarding their educational status, services and/or needs communicated to young person's new placement	-	87.9	88.7
S3-Question 10b-For which young persons is this information shared	-	87.9	88.7
S4-Question 1a-After arrival, are any young persons evaluated to determine if they have substance abuse problems	-	88.0	88.7
S4-Question 1b-Which methods are used to evaluate persons substance abuse problems	-	88.0	88.7
S4-Question 2-When are young persons first evaluated to determine substance abuse problems	-	88.0	88.7
S4-Question 3a-Are all young persons evaluated after arrival in this facility to determine whether they have substance abuse problems	-	88.0	88.7
S4-Question 3b-Which young persons are evaluated for substance abuse problems	-	88.0	88.7
S4-Question 4a-Are any young persons required to provide urine samples	-	88.0	88.7
S4-Question 4b-Which best describes the circumstances under which urine samples are provided	-	88.0	88.7
S4-Question 5-Do any young persons receive substance abuse services inside or outside this facility	-	88.0	88.7
S4-Question 6-Which of the following substance abuse services are provided	-	88.0	88.7
S4-Question 7-Which of the following self-led, self help groups are provided	-	87.9	88.7
S4-Question 8a-Is ongoing counseling for substance abuse provided	-	87.9	88.7
S4-Question 8b-Which forms of ongoing counseling for substance abuse are provided inside or outside facility	-	87.9	88.7
S4-Question 9a-Is ongoing therapy for substance abuse problems provided to young persons	-	88.0	88.7

Description	2012 response rate	2014 response rate	2016 response rate
S4-Question 9b-Which forms of ongoing therapy for substance abuse problems are provided	-	88.0	88.7
S4-Question 9c-Which best describes the facility policy on providing ongoing therapy for substance abuse problems	-	88.0	88.7
S4-Question 10a-Upon departure, is information regarding their substance abuse status, services and/or needs communicated with new placement	-	87.6	88.5
S4-Question 10b-For which young persons is this information shared	-	87.6	88.5
S5-Question 1-Any unauthorized departures?	89.9	88.1	88.5
S5-Question 2a-Any transported to hospital?	94.5	90.1	91.0
S5-Question 2b-Reason transported to hospital	94.5	90.1	90.9
S5-Question 3-Any restrained with mechanical device?	90.2	87.8	88.6
S5-Question 4-Any locked more than 4 hrs alone?	90.1	87.9	88.7
S5-Question 5a-Physical Health unavailable?	90.2	88.0	88.7
S5-Question 5b-Reasons Physical Health unavailable	90.2	88.0	88.7
S5-Question 6a-Mental Health unavailable?	90.1	87.9	88.6
S5-Question 6b-Reasons Mental Health unavailable	90.1	87.9	88.6
S5-Question 7a-Educational Instructions unavailable?	90.2	87.9	88.7
S5-Question 7b-Reasons Educational instructions unavailable	90.2	87.9	88.7
S5-Question 8a-Sub. Abuse services unavailable?	90.2	88.0	88.7
S5-Question 8b-Substance abuse services unavailable	90.2	88.0	88.7
S6-Question 1-Any persons die while assigned beds inside or outside this facility in past 12 months?	94.9	90.5	91.4
S6-Question 2-How many persons died?	94.9	90.3	91.3
S6-Question 3a- Cause of death-person 1	94.9	90.3	91.3
S6-Question 3b-Location of Death of person 1	94.9	90.3	91.3
S6-Question 3C-Age at death (years) of person 1	94.9	90.3	91.3
S6-Question 3D-Sex of person 1	94.9	90.3	91.3
S6-Question 3E-Race of person 1	94.9	90.3	91.3
S6-Question 3f-Date of admission-MONTH (person 1)	94.8	90.3	91.3
S6-Question 3f-Date of admission-DAY (person 1)	94.8	90.3	91.3
S6-Question 3f-Date of admission-YEAR (person 1)	94.8	90.3	91.3
S6-Question 3g-Date of Death-MONTH	94.9	90.3	91.3

Description	2012 response rate	2014 response rate	2016 response rate
S6-Question 3g-Date of Death-DAY	94.9	90.3	91.3
S6-Question 3g-Date of Death-YEAR	94.9	90.3	91.3
S6-Question 3a-Cause of Death-person 2	94.9	90.3	91.3
S6-Question 3b-Location of Death-(Person 2)	94.9	90.3	91.3
S6-Question 3c-Age at Death- (person 2)	94.9	90.3	91.3
S6-Question 3d-Sex-(person 2)	94.9	90.3	91.3
S6-Question 3e-Race-(person 2)	94.9	90.3	91.3
S6-Question 3f-Date of admission-MONTH - (person 2)	94.9	90.3	91.3
S6-Question 3f-Date of admission-DAY - (person 2)	94.9	90.3	91.3
S6-Question 3f-Date of admission-YEAR - (person 2)	94.9	90.3	91.3
S6-Question 3g-Date of Death-MONTH (person 2)	94.9	90.3	91.3
S6-Question 3g-Date of Death-DAY (person 2)	94.9	90.3	91.3
S6-Question 3g-Date of Death-YEAR (person 2)	94.9	90.3	91.3
S6-Question 3a-Cause of Death- (person 3)	94.9	90.3	91.3
S6- Question 3b-Location of Death-(person 3)	94.9	90.3	91.3
S6-Question 3c-Age at Death-(person 3)	94.9	90.3	91.3
S6-question 3d-Sex- (person 3)	94.9	90.3	91.3
S6-question 3e-Race-(person 3)	94.9	90.3	91.3
S6-Question 3f-Date of admission-MONTH- (person 3)	94.9	90.3	91.3
S6-Question 3f-Date of admission-DAY- (person 3)	94.9	90.3	91.3
S6-Question 3f-Date of admission-YEAR- (person 3)	94.9	90.3	91.3
S6-Question 3g-Date of Death-MONTH- (person 3)	94.9	90.3	91.3
S6-Question 3g-Date of Death-DAY- (person 3)	94.9	90.3	91.3
S6-Question 3g-Date of Death-YEAR- (person 3)	94.9	90.3	91.3
S7-Question 1a-Other juvenile facilities in same bldg.?	90.5	88.0	88.7
S7-Question 1b-How many other juvenile facilities	90.5	88.0	88.7
S7-Question 2-Shares the following with reported facility	90.5	88.0	88.7

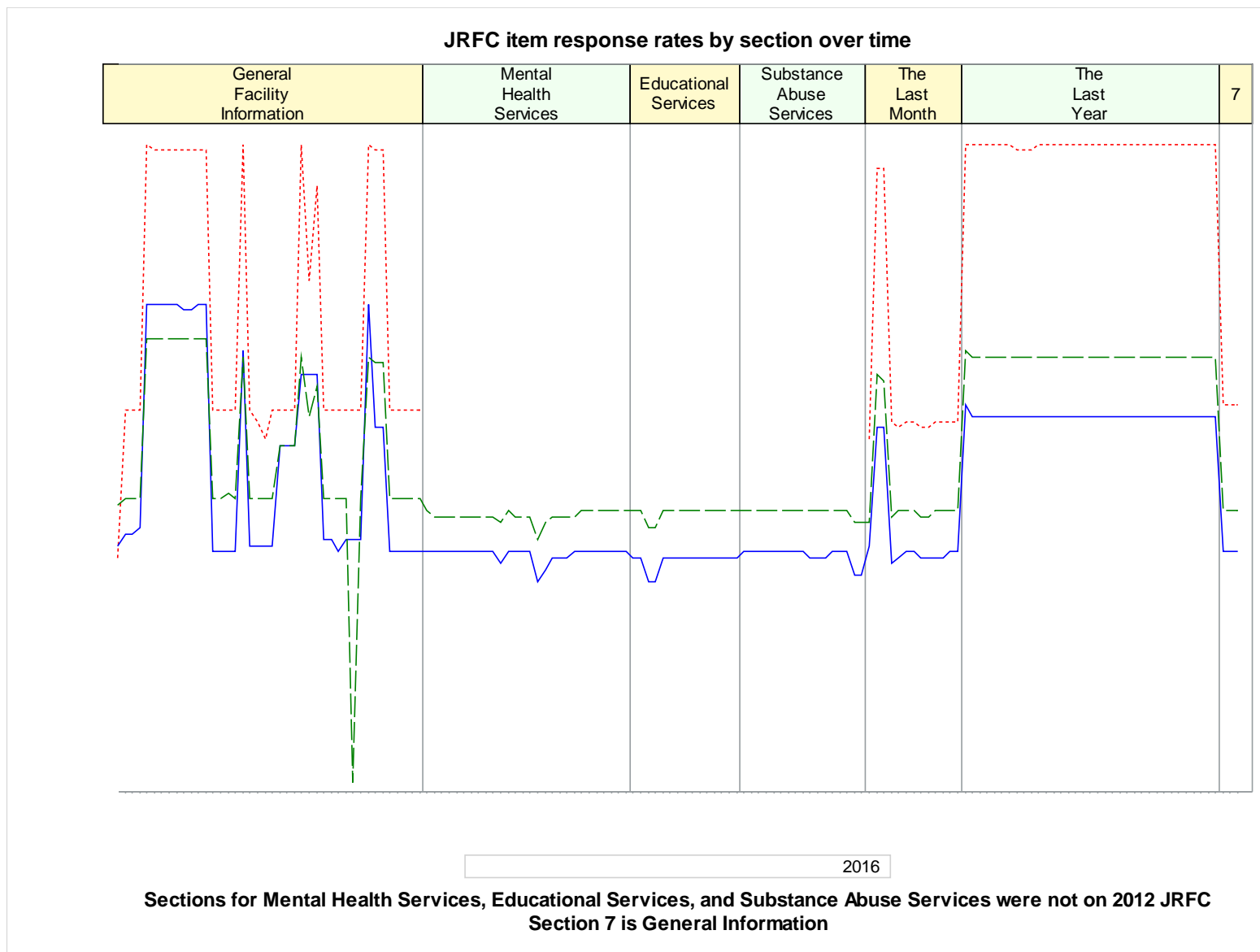


Figure 8. Juvenile Residential Facility Census item response rates by section over time

Questionnaire Items Eligible for Imputation

The following 27 items were eligible for imputation in the 2016 JRFC. See the notes at the end of Table 8 for descriptions of the codes in the imputation method column.

Table 8. Items eligible for imputation

Number	Question	Concept	Imputation method
1	G_PHY_LAYOUT, G_PHY_LAYOUT_SP	Physical layout of facility	A
2	G_OTH_BLDGS	Other buildings?	A
3	G_DET_OVERFLOW	House overflow population?	A
4	G_NUM_ASSIGNED_BEDS	Persons assigned to beds	B (flag=2)
5	G_NUM_21_OLDER	Adults assigned to beds	B (flag=2) C (flag=21) D (flag=22) E (flag=23)
6	G_NUM_UNDER_21	Juveniles assigned to beds	B (flag=2)
7	G_TOTAL_OFFENSE	Juvenile offenders assigned to beds	C (flag=21) D (flag=22) E (flag=23)
8	G_TOTAL_NONOFFENSE	Juvenile nonoffenders assigned to beds	C (flag=21) D (flag=22) E (flag=23)
9	G_MENTAL_HLTH through G_TREATMENT_OTHER_SPECIFY	On-site residential treatment?	A
10	G_FOSTER_CARE	Provide foster care?	A
11	G_INDEPENDENT_LIVING	Independent living?	A
12	G_FAC_DETENTION through G_FAC_OTHER_SPECIFY	Facility type	See Collapsed Facility Type Codes section
13	G_SEP_HOUSING through G_SEP_N1_OF_THE_ABV	Separate sleeping units?	A
14	G_OWN_NON_PROFIT through G_OWN_NAME	Facility ownership	A
15	G_OWN_TRIBAL through G_OWN_OTHER_SPECIFY	Level of government that owns facility	A
16	G_OPERATOR_NON_PROFIT through G_OPERATOR_NAME	Who operates facility	A
17	G_OPERATOR_TRIBAL through G_OPERATOR_OTHER_SPECIFY	Level of government that operates facility	A
18	G_LOCKED_ROOM through G_LOCKED_OTHER_SPECIFY	Juveniles locked in rooms?	A

Number	Question	Concept	Imputation method
19	G_SECURE_DOORS through G_SECURE_NONE	Confine juveniles in specific areas?	A
20	G_OUTSIDE_LOCKED through G_OUTSIDE_OTHER_SPECIFY	Outside doors locked?	A
21	G_STAN_BDS	Number of standard beds	F (flag=20) B (flag=2)
22	G_MKSHFT_BDS_TOT	Occupied makeshift beds	F (flag=20) E (flag=23)
23	G_NUM_1_PERSN through G_NUM_25_PLS	Sleeping room arrangements	F (flag=20) G (flag=24)
24	G_LG_MUSCLE_ACT	Voluntary large muscle activity	F (flag=20) E (flag=23)
25	G_REQ_LG_MUSCLE	Required large muscle activity	F (flag=20) H (flag=30)
26	G_REQ_MINUTES	Minutes per day of required large muscle activity	F (flag=20) G (flag=24) B (flag=2)
27	G_REQ_DYS_PER_WK	Days per week of required large muscle activity	F (flag=20) G (flag=24) B (flag=2)

NOTES: A means pulled forward from prior year if missing; if no prior year available, set to missing.
B means derived from response to other variables (flag=2)
C means imputed using growth rate applied to prior year CJRP data (flag=21)
D means imputed using growth rate applied to prior year JRFC data (flag=22)
E means imputed using median value (flag=23)
F means pulled forward data from prior year JRFC (flag=20)
G means imputed using most commonly reported answer (flag=24)
H means randomly assigned based on reported rates (flag=30)

Imputation Rates

Table 9 shows the item response rates and the total quantity response rates for 2012, 2014, and 2016.

The item response rate is

$$\frac{\text{Number of facilities with reported data for item}}{\text{Number of facilities eligible for imputation for the item in JRFC data file}} \times 100.$$

The item imputation rate is 100 – the item response rate. For the 2016 JRFC, the item imputation rate ranges from 7.7 to 8.8 percent for the key items.

The total quantity response rate shows how much of the quantity estimate was reported. The total quantity response rate is

$$\frac{\text{Estimate using only data reported by facilities}}{\text{Estimate using both reported and imputed data}} \times 100.$$

Figure 9 shows that the item response rates for 2016 are similar to what they were for 2014. Figure 10 shows a similar pattern for the total quantity response rates.

Table 9. Juvenile Residential Facility Census (JRFC) item response rates and total quantity response rates over time

2012 JRFC								
Variable	Reported Records 2012	Imputed Records 2012	Total Facilities 2012	Item Response Rate 2012	Reported Count 2012	Imputed Count 2012	Quantity Estimate 2012	Total Quantity Response Rate 2012
S1-Question 5b-Number assigned beds	2,216	121	2,337	94.8	67,253	2,559	69,812	96.3
S1-Question 6-Number assigned beds >21 yrs	2,216	121	2,337	94.8	196	0	196	100.0
S1-Question 7b-Number assigned <21	2,215	122	2,337	94.8	67,001	2,615	69,616	96.2
S1-Question 8b-Number assigned for offense	2,216	121	2,337	94.8	55,747	1,443	57,190	97.5
S1-Question 9b-Number assigned for non-offense	2,216	121	2,337	94.8	11,310	1,116	12,426	91.0
S1-Question 22-Total number standard beds	2,217	120	2,337	94.9	97,168	3,331	100,499	96.7
S1-Question 23b-How many makeshift beds occupied	2,216	121	2,337	94.8	82	0	82	100.0

2014 JRFC								
Variable	Reported Records 2014	Imputed Records 2014	Total Facilities 2014	Item Response Rate 2014	Reported Count 2014	Imputed Count 2014	Quantity Estimate 2014	Total Quantity Response Rate 2014
S1-Question 5b-Number assigned beds	2,020	171	2,191	92.2	59,281	3,782	63,063	94.0
S1-Question 6-Number assigned beds >21 yrs	2,020	171	2,191	92.2	333	0	333	100.0
S1-Question 7b-Number assigned <21	2,020	171	2,191	92.2	58,948	3,782	62,730	94.0
S1-Question 8b-Number assigned for offense	2,020	171	2,191	92.2	48,324	2,497	50,821	95.1
S1-Question 9b-Number assigned for non-offense	2,020	171	2,191	92.2	10,624	1,285	11,909	89.2
S1-Question 22-Total number standard beds	2,020	171	2,191	92.2	88,676	4,772	93,448	94.9
S1-Question 23b-How many makeshift beds occupied	1,974	217	2,191	90.1	82	65	147	55.8
2016 JRFC								
Variable	Reported Records 2016	Imputed Records 2016	Total Facilities 2016	Item Response Rate 2016	Reported Count 2016	Imputed Count 2016	Quantity Estimate 2016	Total Quantity Response Rate 2016
S1-Question 5b-Number assigned beds	1,964	179	2,143	91.6	54,566	4,483	59,049	92.4
S1-Question 6-Number assigned beds >21 yrs	1,979	164	2,143	92.3	387	29	416	93.0
S1-Question 7b-Number assigned <21	1,964	179	2,143	91.6	54,179	4,454	58,633	92.4
S1-Question 8b-Number assigned for offense	1,964	179	2,143	91.6	42,843	2,724	45,567	94.0
S1-Question 9b-Number assigned for non-offense	1,964	179	2,143	91.6	11,336	1,730	13,066	86.8
S1-Question 22-Total number standard beds	1,956	187	2,143	91.3	83,939	6,286	90,225	93.0
S1-Question 23b-How many makeshift beds occupied	1,955	188	2,143	91.2	85	67	152	55.9

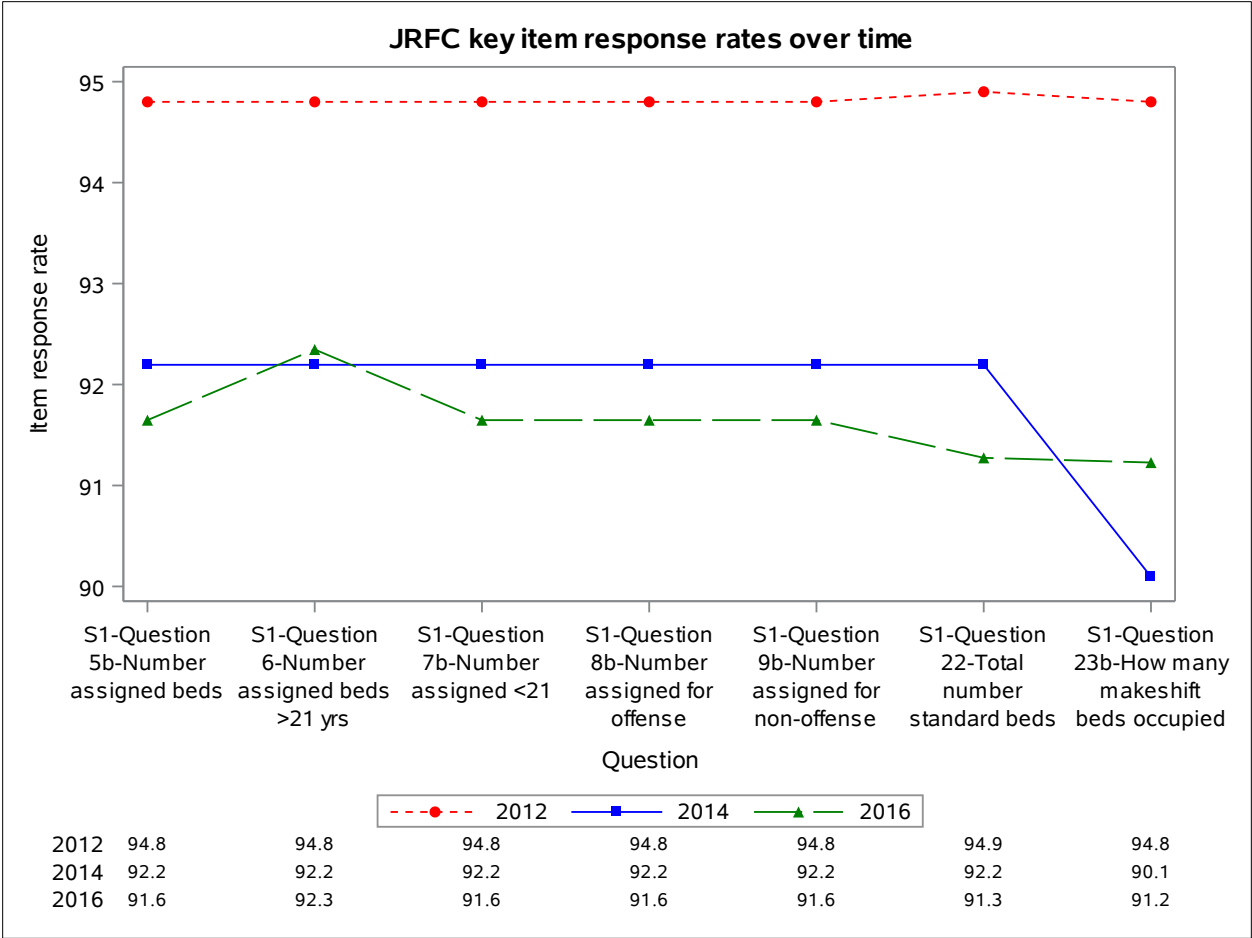


Figure 9. Juvenile Residential Facility Census key item response rates over time

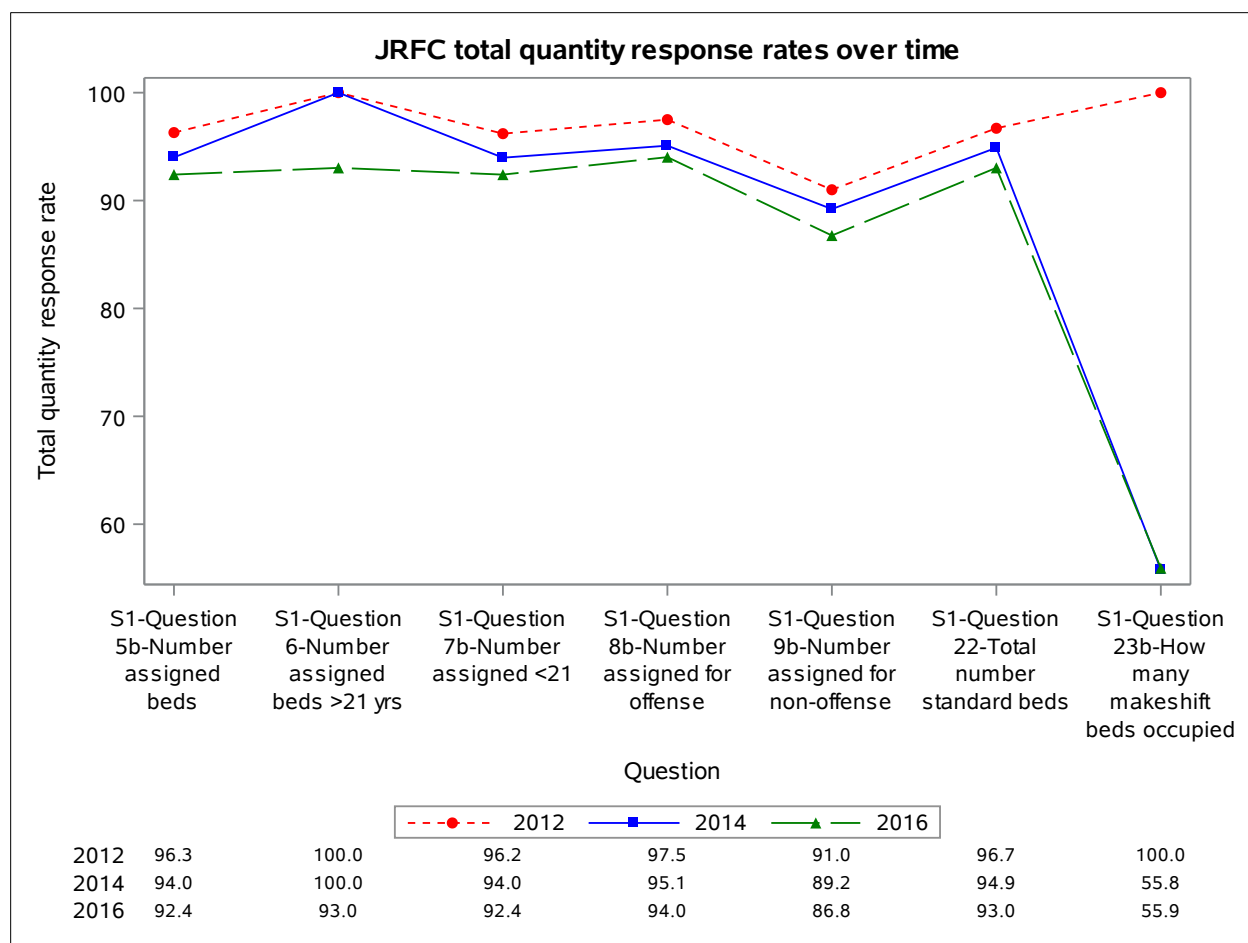


Figure 10. Juvenile Residential Facility Census total quantity response rates over time

[The program JRFC_response_rates_over_time.sas calculates the item response rates and the total quantity response rates and produces the graphic displays in this section.]

Collapsed Facility Type Codes

For imputation purposes, we assign a collapsed facility type code (COLLAPSED_FACILITY) to every facility. We only assign COLLAPSED_FACILITY to nontribal facilities in the 50 states and DC in the 2016 JRFC data file, because we did not impute the tribal facilities or the territorial facilities. COLLAPSED_FACILITY is the same as the cat code on the CJRP data files.

The following procedure assigns the COLLAPSED_FACILITY code:

1. If the agency checks only one facility type box on the 2016 form, we map the checked box to the appropriate collapsed facility type and COLLAPSED_FACILITY is set. See Table 10. Note that if the facility checks “other”, we do not assign a collapsed facility type here.

Table 10. Collapsed facility type code when only one box marked

COLLAPSED_FACILITY	Collapsed Facility Type	Check box on 2016 form
0	Detention Center	G_FAC_DETENTION
1	Shelter	G_FAC_RUNAWAY, G_FAC_OTHER_SHELTER
2	Reception / Diagnostic Center	G_FAC_RECEPTION
3	Training School	G_FAC_TRAINING
5	Ranch, Camp, or Farm	G_FAC_BOOTCAMP, G_FAC_RANCH
6	Halfway House / Group Home	G_FAC_HOME, G_FAC_RESIDENTIAL

- If the agency checks more than one facility box type on the 2016 form, we determine the collapsed facility type based on a hierarchy. The collapsed facility type code is determined by the highest checked box on the list. If an agency checks boxes that indicate that it is both a reception center and a training school, the assigned code is training school, since the training school is higher up on the hierarchy than reception center is. Table 11 shows the hierarchy.

Table 11. Hierarchy used when more than one facility type marked in 2016
Juvenile Residential Facility Census

COLLAPSED_FACILITY	Collapsed Facility Type	Check box on 2016 form
3	Training School	G_FAC_TRAINING
0	Detention Center	G_FAC_DETENTION
2	Reception / Diagnostic Center	G_FAC_RECEPTION
5	Ranch, Camp, or Farm	G_FAC_BOOTCAMP, G_FAC_RANCH
1	Shelter	G_FAC_RUNAWAY, G_FAC_OTHER_SHELTER
6	Halfway House / Group Home	G_FAC_HOME, G_FAC_RESIDENTIAL

- If the collapsed facility type is still missing, we use the facility's cat code from the 2015 CJRP. The facility's answers to the facility type question from the 2015 CJRP are pulled forward.
- If the collapsed facility type is still missing, we base the COLLAPSED_FACILITY on the facility's answers in the 2014 JRFC. The facility's answers in the 2014 JRFC are pulled forward.
- If the collapsed facility type is still missing, Census analysts research the facility. If needed, Census staff consults with OJJDP staff who provide the code to assign to the facility.

Table 12 shows the frequency of the methods used to assign collapsed facility type in the 2016 JRFC.

Table 12. Frequency of methods used to assign collapsed facility code

Method of assigning collapsed facility type	Frequency
Facility checked one facility type box on 2016 JRFC form	1,590
Facility checked multiple facility type boxes on 2016 JRFC form	323
Facility responses from the 2015 CJRP were used	193
Facility responses from the 2014 JRFC were used	14
Collapsed facility type based on guidance from OJJDP	23
Total	2,143

[The program assign_collapsed_facility_type_if_missing.sas creates the COLLAPSED_FACILITY variable.]

Pulling Forward Prior Year Data

The imputation process starts by pulling forward prior year data for refusals and critical item facilities (CheckInStatus codes of 0, 7, 10, 12) and for item nonrespondents.

Table 13. Questions for which we pull forward data from prior year if current year is missing

Number	Question	Concept
1	G_PHY_LAYOUT, G_PHY_LAYOUT_SP	Physical layout of facility
2	G_OTH_BLDGS	Other buildings?
3	G_OVERFLOW	House overflow population?
4	G_ONSITE_TREATMENT through G_TREATMENT_OTHER_SPECIFY	On-site residential treatment?
5	G_FOSTER_CARE	Provide foster care?
6	G_INDEPENDENT_LIVING	Independent living?
7	G_SEP_HOUSING through G_SEP_N1_OF_THE_ABV	Separate sleeping units?
8	G_OWN_NON_PROFIT through G_OWN_NAME	Facility ownership
9	G_OWN_TRIBAL through G_OWN_OTHER_SPECIFY	Level of government that owns facility
10	G_OPERATOR_NON_PROFIT through G_OPERATOR_NAME	Who operates facility
11	G_OPERATOR_TRIBAL through G_OPERATOR_OTHER_SPECIFY	Level of government that operates facility
12	G_LOCKED_ROOM through G_LOCKED_OTHER_SPECIFY	Juveniles locked in rooms?
13	G_SECURE_DOORS through G_SECURE_NONE	Confine juveniles in specific areas?
14	G_OUTSIDE_LOCKED through G_OUTSIDE_OTHER_SPECIFY	Outside doors locked?

If the same question appears on the 2015 CJRP, we check the facility's answers on that first, before checking the 2014 JRFC. If the question does not appear on the 2015 CJRP, we check the facility's answers on the 2014 JRFC. Note that a facility may report some of the items in the current year, so the program has to check to see if the item is missing in the current year.

If no prior year data exists for the question, we set the value to 8 (refusal). The program also verifies that we did not overwrite any reported data for those questions.

The 2016 JRFC has the same sections that the 2014 JRFC form had. Many of the questions in Section 1 (General Facility Information) on the 2016 JRFC were also on the 2015 CJRP.

We discussed with OJJDP the possibility of pulling forward the check box answers in the other sections: Section 2 (Mental Health Services), Section 3 (Educational Services), Section 4 (Substance Abuse Services), Section 5 (The Last Month), Section 6 (The Last Year), and Section 7 (General Information). We decided not to pull forward those responses. There were two main reasons: (1) Juvenile residential facilities have been changing due to juvenile justice reforms; (2) Pulling forward the check box answers in those sections would also change how OJJDP typically reports information from those sections in their publications.

[The program `pull_forward_general_facility_info.sas` does the imputations for the questions listed in Table 13.]

Creation of Imputation Groups

The next step in the process is to create geographic imputation groups. We create a two-digit state code from the facility ID (note that these are not ANSI FIPS codes). We use the two-digit state code to assign a division code to each facility. We then use the division code to assign a region code to each facility. Each facility receives an imputation group code (IMPGRP), which is 4 characters long. The first character of IMPGRP is the geographic region code, the second character is the geographic division code, and the third and fourth characters are the collapsed facility code, formatted with a leading 0.

Table 14 summarizes the imputation variables added to the 2016 JRFC file.

Table 14. Imputation variables added to the 2016 Juvenile Residential Facility Census file

Variable	Description
COLLAPSED_FACILITY	We collapse the facility type answers, following the CJRP methodology. The values are: 0 – Detention Center 1 – Shelter 2 – Reception / Diagnostic Center 3 – Training School 5 – Ranch, Camp, or Farm 6 – Halfway House/ Group Home
IMPSET	Indicates if the record needed imputation. Value is “needs” when record needs imputation, “donor” when record was used in growth rate calculations. Value is blank for records that were not eligible for imputation.
DIVISION	Census division code. The values are: 1 – New England 2 – Middle Atlantic 3 – East North Central 4 – West North Central 5 – South Atlantic 6 – East South Central 7 – West South Central 8 – Mountain 9 – Pacific See https://www2.census.gov/geo/pdfs/maps-data/maps/reference/us_regdiv.pdf for more details.
REGION	Census region code. The values are: 1 – Northeast 2 – Midwest 3 – South 4 – West See https://www2.census.gov/geo/pdfs/maps-data/maps/reference/us_regdiv.pdf for more details.
FACILITY_CODE	Collapsed facility code, formatted with a leading 0.
IMPGRP	Imputation group code. The imputation group code is 4 characters. The first character is the region code, the second character is the division code, and third and fourth characters are FACILITY_CODE. If we need to collapse the imputation group, we collapse first within the region, and the division code is set to 0. If we need to collapse further, we collapse to the national level, and the region code is set to 0.

[The program `impute_JRFC_counts.sas` creates the variables listed in Table 14.]

Collapsing of Imputation Groups

As mentioned in Table 14, we may need to collapse the imputation group. We require an imputation group to have at least 15 respondents and at least a 75 percent response rate within the group. If the group does not meet either criterion, we collapse the imputation group until it meets both criteria or there are no more options for collapsing. We first collapse within the region, and set the division code to 0. If we need to collapse further, we collapse to the national level, and the region code is set to 0.

The `impset` variable divides the records eligible for imputation into two groups: donor records and records that need imputation. We classify a facility as needs imputation if either of the following applies:

- Facility is a refusal or critical item facility (`CheckInStatus` of 0, 7, 10, or 12)
- Any of the following counts are missing:
 - Number of persons assigned to beds (`G_NUM_ASSIGNED_BEDS`)
 - Adults assigned to beds (`G_NUM_21_OLDER`)
 - Number of juveniles assigned to beds (`G_NUM_UNDER_21`)
 - Number of juvenile offenders assigned to beds (`G_TOTAL_OFFENSE`)
 - Number of juveniles assigned to beds for reasons other than offenses (`G_TOTAL_NONOFFENSE`)
 - Number of standard beds (`G_STAN_BDS`).

Table 15 shows the imputation groups for the 2016 JRFC with the number of records that need imputation.

Table 15. 2016 Juvenile Residential Facility Census imputation groups with records needing imputation

Imputation Group	Description	Donors	Records needing imputation	Percent responding
0002	REGION= Nationwide DIVISION= Collapsed facility= Reception / Diagnostic Center	24	11	68.6
0005	REGION= Nationwide DIVISION= Collapsed facility= Ranch, Camp, or Farm	31	4	88.6
1003	REGION= Northeast DIVISION= Collapsed facility= Training School	15	2	88.2
1006	REGION= Northeast DIVISION= Collapsed facility= Halfway House / Group Home	203	33	86.0

Imputation Group	Description	Donors	Records needing imputation	Percent responding
1100	REGION= Northeast DIVISION= New England Collapsed facility= Detention Center	20	2	90.9
1200	REGION= Northeast DIVISION= Middle Atlantic Collapsed facility= Detention Center	44	7	86.3
1201	REGION= Northeast DIVISION= Middle Atlantic Collapsed facility= Shelter	27	1	96.4
2300	REGION= Midwest DIVISION= East North Central Collapsed facility= Detention Center	101	5	95.3
2301	REGION= Midwest DIVISION= East North Central Collapsed facility= Shelter	31	2	93.9
2306	REGION= Midwest DIVISION= East North Central Collapsed facility= Halfway House / Group Home	142	17	89.3
2400	REGION= Midwest DIVISION= West North Central Collapsed facility= Detention Center	57	3	95.0
2401	REGION= Midwest DIVISION= West North Central Collapsed facility= Shelter	25	1	96.2
2406	REGION= Midwest DIVISION= West North Central Collapsed facility= Halfway House / Group Home	142	11	92.8
3006	REGION= South DIVISION= Collapsed facility= Halfway House / Group Home	248	55	81.8
3500	REGION= South DIVISION= South Atlantic Collapsed facility= Detention Center	95	4	96.0
3501	REGION= South DIVISION= South Atlantic Collapsed facility= Shelter	35	2	94.6

Imputation Group	Description	Donors	Records needing imputation	Percent responding
3503	REGION= South DIVISION= South Atlantic Collapsed facility= Training School	46	3	93.9
3600	REGION= South DIVISION= East South Central Collapsed facility= Detention Center	45	4	91.8
3700	REGION= South DIVISION= West South Central Collapsed facility= Detention Center	73	6	92.4
3701	REGION= South DIVISION= West South Central Collapsed facility= Shelter	31	3	91.2
3703	REGION= South DIVISION= West South Central Collapsed facility= Training School	23	1	95.8
4001	REGION= West DIVISION= Collapsed facility= Shelter	20	4	83.3
4800	REGION= West DIVISION= Mountain Collapsed facility= Detention Center	50	9	84.7
4803	REGION= West DIVISION= Mountain Collapsed facility= Training School	18	5	78.3
4806	REGION= West DIVISION= Mountain Collapsed facility= Halfway House / Group Home	78	26	75.0
4900	REGION= West DIVISION= Pacific Collapsed facility= Detention Center	83	6	93.3
4906	REGION= West DIVISION= Pacific Collapsed facility= Halfway House / Group Home	109	16	87.2
			243	

Note that the collapsed imputation group for Reception / Diagnostic Center does not meet the 75 percent threshold. There are 35 facilities in the records eligible for imputation that have a collapsed

facility type of Reception / Diagnostic Center. The number of facilities with collapsed facility type of Reception / Diagnostic Center has been less than 40 since the 2010 CJRP. The number of facilities with the collapsed facility type of Ranch, Camp, or Farm has declined from 77 in the 2010 CJRP to 35 in the 2016 JRFC.

The collapsed facility types were created for the 1997 CJRP and may no longer be totally relevant. For example, the collapsed facility types of Reception / Diagnostic Center and Ranch, Camp, or Farm may not be big enough for imputation purposes in the future. Table 16 shows collapsed facility type counts for selected years, while Figure 11 is a graphical display of those counts.

[We collapse the imputation groups in the impute_JRFC_counts.sas program.]

Table 16. Collapsed facility type counts for selected years

COLLAPSED_FACILITY	CJRP 2003	CJRP 2010	JRFC 2012	JRFC 2014	JRFC 2016	2016/2012 Count (%)
Detention Center	712	676	657	625	614	86.2
Shelter	329	198	190	184	190	57.8
Reception / Diagnostic Center	58	32	31	38	35	60.3
Training School	258	214	187	177	189	73.3
Ranch, Camp, or Farm	149	77	55	33	35	23.5
Halfway House / Group Home	1,972	1,453	1,217	1,134	1,080	54.8
	3,478	2,650	2,337	2,191	2,143	61.6

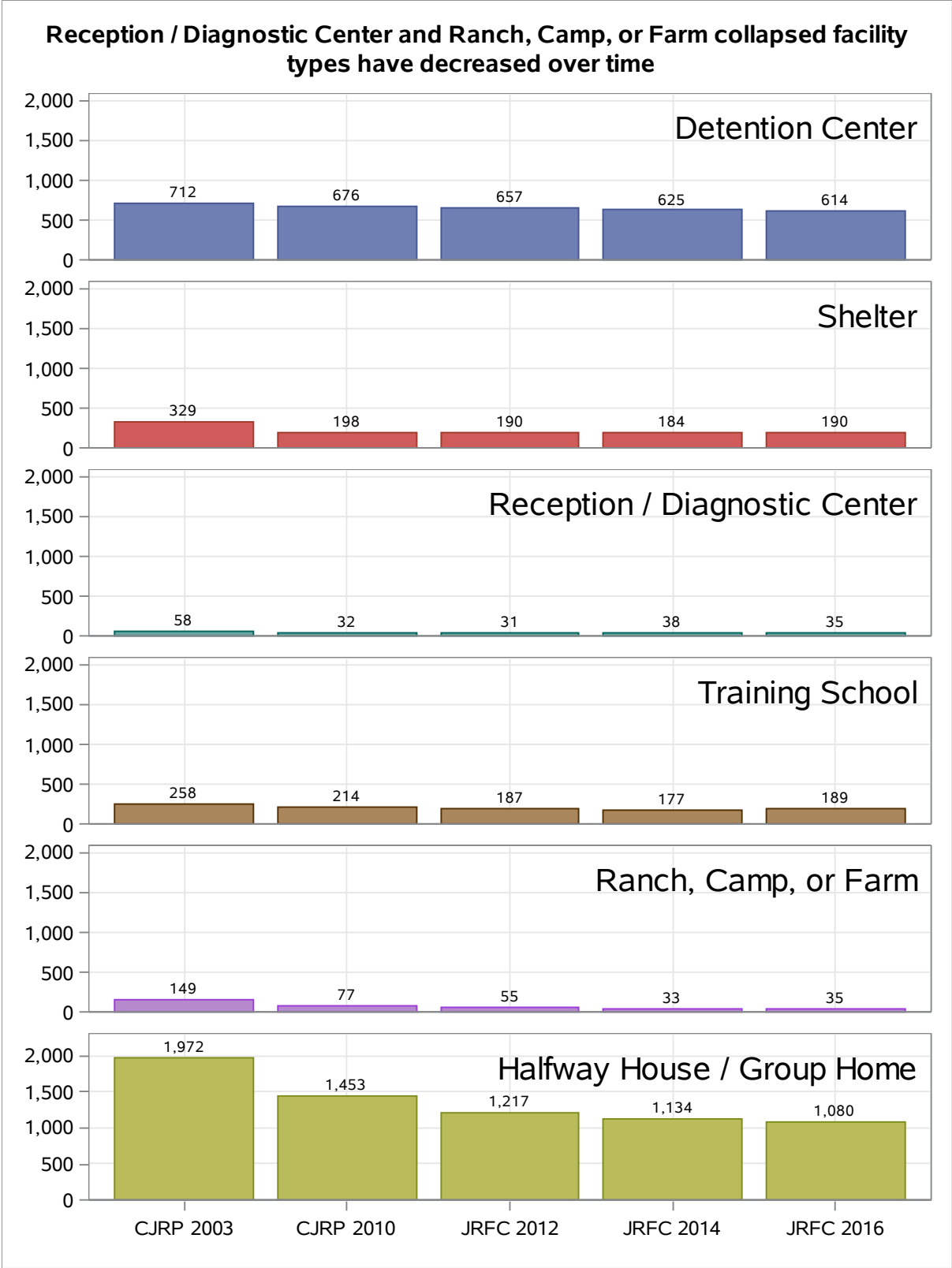


Figure 11. Reception / Diagnostic Center and Ranch, Camp, or Farm collapsed facility types have decreased over time

Calculations within Imputation Groups

Once we have formed imputation groups, we calculate the following growth rates for the donors in each imputation group:

- Adults assigned to beds (G_NUM_21_OLDER)
- Number of juvenile offenders assigned to beds (G_TOTAL_OFFENSE)
- Number of juveniles assigned beds for reasons other than offenses (G_TOTAL_NONOFFENSE).

Since these counts are on both the CJRP and JRFC prior year files, we can calculate growth rates from either prior year file. We use PROC UNIVARIATE in SAS to calculate trimmed means within each imputation group, where the trimmed mean removes two observations from each imputation group.

We calculate the ratio of standard beds (G_STAN_BDS) to people assigned to beds (G_NUM_ASSIGNED_BEDS) for each donor facility in each imputation group.

We calculate the following median values for donors in each imputation group:

- Occupied makeshift beds (G_MKSHFT_BDS_TOT)
- Voluntary large muscle activity (G_LG_MUSCLE_ACT).

We calculate the following most commonly reported answers for donors in each imputation group:

- Sleeping room arrangements (G_NUM_1_PERSN through G_NUM_25_PLS)
- Minutes per day of required large muscle activity (G_REQ_MINUTES)
- Days per week of required large muscle activity (G_REQ_DYS_PER_WK).

We calculate the required exercise rate for donor records within each imputation group. The required exercise rate is the number of facilities that answered Yes to G_REQ_LG_MUSCLE divided by the number of facilities that answered G_REQ_LG_MUSCLE.

Table 17, Table 18, Table 19, and Table 20 show the calculations by imputation group for the 2016 JRFC.

Table 17. Trimmed mean growth rates for prior year population counts for 2016 Juvenile Residential Facility Census imputation

IMPGRP	Growth rate from prior CJRP			Growth rate from prior JRFC		
	G NUM 21 OLDER	G TOTAL OFFENSE	G TOTAL NONOFFENSE	G NUM 21 OLDER	G TOTAL OFFENSE	G TOTAL NONOFFENSE
0002	1.000000	0.934031	1.409269	1.000000	1.109687	1.043339
0005	0.988095	0.873331	1.000000	0.993789	0.773885	1.000000
1003	1.000000	0.894293	1.000000	1.000000	0.810035	1.000000
1006	0.997126	0.900576	1.066002	0.981589	0.937328	1.026502
1100	1.000000	0.950764	1.000000	1.000000	0.838926	1.000000
1200	1.000000	0.962691	1.006349	1.000000	0.826969	1.000000
1201	1.000000	0.717066	1.010985	1.000000	0.654731	1.387227
2300	1.000000	1.051954	0.985281	1.000000	0.988546	0.979747
2301	1.000000	0.920364	1.203378	1.000000	0.672549	1.136275
2306	1.000000	0.967669	0.999477	1.000000	0.824655	1.158791
2400	1.000000	0.922596	0.997934	1.000000	0.883876	0.990909
2401	1.000000	0.859897	1.051688	1.000000	0.943333	1.078348
2406	1.000000	0.842343	1.085138	1.000000	0.874803	1.129609
3006	1.000000	1.065711	0.966501	1.000000	0.884201	1.023937
3500	1.000000	1.153289	0.995798	1.000000	1.045655	0.987952
3501	1.000000	1.023316	1.084939	1.000000	0.863889	1.447879
3503	1.000000	1.217232	1.000000	1.000000	0.971197	1.000000
3600	1.000000	1.043190	1.000000	1.000000	1.139877	0.950000
3700	1.000000	0.980151	0.969231	1.000000	0.921433	0.969231
3701	1.000000	0.869324	0.829017	1.000000	0.852699	0.908565
3703	1.000000	0.976684	1.000000	1.000000	0.975918	1.000000
4001	1.000000	1.134615	1.054238	1.000000	0.988889	1.038889
4800	1.000000	0.998207	1.000000	1.000000	0.909935	1.000000
4803	1.000000	0.956073	1.000000	1.000000	0.987321	1.000000
4806	1.000000	0.943708	1.007875	1.000000	0.865232	1.062419
4900	1.000000	1.013500	0.974026	1.000000	0.917125	0.931624
4906	0.996528	0.875405	0.994041	1.000000	0.943207	0.995533

Table 18. Selected medians for 2016 Juvenile Residential Facility Census imputation

IMPGRP	Medians based on 2016 JRFC				
	G NUM 21 OLDER	G TOTAL OFFENSE	G TOTAL NONOFFENSE	(G STAN BDS / G NUM ASSIGNED BEDS)	G MKSHFT BDS TOT
0002	0	8.0	0	1.257895	
0005	0	21.0	0	1.700000	
1003	0	35.0	0	1.857143	
1006	0	8.0	4	1.200000	1
1100	0	12.5	0	1.700000	
1200	0	9.5	0	1.889483	
1201	0	1.0	8	1.666667	
2300	0	21.0	0	1.571429	5
2301	0	0.0	4	1.545455	
2306	0	6.0	4	1.297887	1
2400	0	9.0	0	2.105263	1
2401	0	1.0	8	1.333333	
2406	0	6.0	4	1.171569	2
3006	0	7.0	1	1.200000	2
3500	0	28.0	0	1.481481	3
3501	0	4.0	5	1.071429	
3503	0	38.5	0	1.035760	
3600	0	15.0	0	2.130435	
3700	0	18.0	0	1.657143	
3701	0	0.0	4	1.636364	
3703	0	58.0	0	1.254054	
4001	0	1.0	5	1.666667	
4800	0	11.0	0	2.085859	
4803	0	61.0	0	1.316023	9.5
4806	0	4.0	4.5	1.240385	
4900	0	21.0	0	2.222222	1
4906	0	6.0	0	1.200000	

Table 19. Most commonly reported answers for sleeping room arrangements for 2016 Juvenile Residential Facility Census imputation

IMPGRP	Most common G NUM						
	1 PERSN	2 PERSN	3 PERSN	4 PERSN	5 10 PERSN	11 25 PERSN	25 PLS
0002	1						
0005							1
1003	1						
1006	1						
1100	1						
1200	1						
1201	1						
2300	1						
2301	1						
2306	1						
2400	1						
2401	1						
2406	1						
3006		1					
3500	1						
3501	1	1					
3503	1						
3600	1						
3700	1						
3701		1					
3703	1						
4001	1						
4800	1						
4803	1						
4806	1	1					
4900	1						
4906	1	1					

Table 20. Median or most commonly reported answers for large muscle activity questions for 2016 Juvenile Residential Facility Census imputation

IMPGRP	G LG MUSCLE ACT median	Required exercise rate	Most common	
			G REQ MINUTES	G REQ DYS PER WK
0002	1	0.208333	60	7
0005	1	0.677419	60	7
1003	1	0.533333	60	7
1006	1	0.339901	60	7
1100	1	0.600000	60	7
1200	1	0.454545	60	7
1201	1	0.185185	60	5
2300	1	0.801980	60	7
2301	1	0.225806	60	7
2306	1	0.288732	60	7
2400	1	0.473684	60	7
2401	1	0.200000	30	7
2406	1	0.542254	60	5
3006	1	0.375000	60	7
3500	1	0.642105	60	7
3501	1	0.142857	30	7
3503	1	0.282609	60	7
3600	1	0.511111	60	7
3700	1	0.643836	60	7
3701	1	0.387097	60	7
3703	1	0.869565	60	7
4001	1	0.250000	30	5
4800	1	0.560000	60	7
4803	1	0.777778	60	7
4806	1	0.358974	60	7
4900	1	0.602410	60	7
4906	1	0.256881	60	7

Imputing Population Counts

Once we have finished the calculations within imputation groups, we can impute the population counts on the file. We start by deriving the counts when facilities report only some of the counts.

If the number of juvenile offenders (G_TOTAL_OFFENSE) is greater than 0 and the number of juveniles assigned beds for reasons other than offenses (G_TOTAL_NONOFFENSE) is greater than 0 but the number of juveniles assigned to beds (G_NUM_UNDER_21) is not reported, we add G_TOTAL_OFFENSE and G_TOTAL_NONOFFENSE to derive G_NUM_UNDER_21 and set the flag for G_NUM_UNDER_21 to derived.

If the number of persons assigned to beds (G_NUM_ASSIGNED_BEDS) is the same as the number of juveniles assigned to beds (G_NUM_UNDER_21) but adults assigned to beds (G_NUM_21_OLDER) is missing, we set G_NUM_21_OLDER to 0 and set the flag to derived.

If adults assigned to beds (G_NUM_21_OLDER) is still missing, we impute a value based on one of the following methods:

- If prior year CJRP data are available, we apply the CJRP G_NUM_21_OLDER growth rate to the prior year value.
- If no prior year CJRP data are available but prior year JRFC data are available, we apply the JRFC G_NUM_21_OLDER growth rate to the prior year value.
- If neither prior year CJRP nor prior year JRFC data are available, we use the rounded G_NUM_21_OLDER median value.

If the number of juvenile offenders (G_TOTAL_OFFENSE) is still missing, we impute a value based on one of the following methods:

- If prior year CJRP data are available, we apply the G_TOTAL_OFFENSE growth rate to the prior year value.
- If no prior CJRP data are available, but prior year JRFC data are available, we apply the JRFC G_TOTAL_OFFENSE growth rate to the prior year value.
- If neither prior year CJRP nor prior year JRFC data are available, we use the rounded G_TOTAL_OFFENSE median value.

If the number of juveniles assigned to beds for reasons other than offenses (G_TOTAL_NONOFFENSE) is still missing, we imputed a value based on one of the following methods:

- If prior year CJRP data are available, we apply the CJRP G_TOTAL_NONOFFENSE growth rate to the prior year value.
- If no prior year CJRP data are available, but prior year JRFC data are available, we apply the JRFC G_TOTAL_NONOFFENSE growth rate to the prior year value.
- If neither prior year CJRP data nor prior year JRFC data are available, we use the rounded G_TOTAL_NONOFFENSE median value.

If the number of juveniles assigned to beds (G_NUM_UNDER_21) is still missing, we add G_TOTAL_OFFENSE and G_TOTAL_NONOFFENSE and set the flag for G_NUM_UNDER_21 to derived.

If the number of persons assigned to beds (G_NUM_ASSIGNED_BEDS) is still missing, we add G_NUM_UNDER_21 and G_NUM_21_OLDER and set the flag for G_NUM_ASSIGNED_BEDS to derived.

If the number of total standard beds (G_STAN_BDS) is still missing, we pull forward the prior year JRFC data if it was reported in the prior year; otherwise we apply the median beds to people ratio to the number of persons assigned to beds (G_NUM_ASSIGNED_BEDS) and set the flag for G_STAN_BDS appropriately. **This is a change from the 2014 JRFC imputation methodology.** A facility with a missing value for total standard beds in the 2016 JRFC may have last reported total standard beds 4 or more years ago and the preference is to use more current information when available.

If the number of occupied makeshift beds (G_MKSHFT_BDS_TOT) is still missing, we pull forward the prior year JRFC data if available. If no prior year data are available from JRFC, we use the median value for G_MKSHFT_BDS_TOT and set the flag for G_MKSHFT_BDS_TOT appropriately.

Imputing the Rest of the Values for the 2016 Juvenile Residential Facility Census

If the answer to the question about young persons having opportunities for voluntary participation in large muscle activity (G_LG_MUSCLE_ACT) is missing, we pull forward the answer from the prior year JRFC if available. If the prior year JRFC data are unavailable, we use the median value within the imputation group.

If the answers to the sleeping room arrangement question (G_NUM_1_PERSN through G_NUM_21_PLS) are missing, we pull forward the prior year JRFC data if available. If no prior year JRFC data are available, we use the most commonly reported answer in the imputation group and set G_FLG_NUM_PERSN appropriately.

If the answers to the required participation in large muscle activity questions (G_REQ_LG_MUSCLE, G_REQ_MINUTES, G_REQ_DYS_PER_WK) are missing, we pull forward the data from the prior year JRFC. If no prior year data are available, we randomly assign an answer to G_REQ_LG_MUSCLE based on the required_exercise_rate in the imputation group. If the answer to G_REQ_MUSCLE is Yes and the answers to G_REQ_MINUTES and G_REQ_DYS_PER_WK are still missing, we use the most commonly reported answers for G_REQ_MINUTES and G_REQ_DYS_PER_WK and set the flags appropriately. If the answer to G_REQ_LG_MUSCLE is No and the answers to G_REQ_MINUTES and G_REQ_DYS_PER_WK are still missing, we set both G_REQ_MINUTES and G_REQ_DYS_PER_WK to 0 and set the flags for G_REQ_MINUTES and G_REQ_DYS_PER_WK to derived.

[The program impute_JRFC_counts.sas does the calculations within imputation groups and then completes the imputations.]

Quality Checks Performed During and After Imputation

The program that assigns COLLAPSED_FACILITY checks that all records eligible for imputation have collapsed facility type assigned. If there are records for which collapsed facility type is missing, we generate a report for analyst review.

The program verify_JRFC_imputations_complete.sas runs after imputation of the missing values, to check that all the flags are properly set and that all imputed fields have valid values.

The program `check_2016_JRFC_logical_edits_AFTER_IMPUTATION.sas` performs a variety of checks on the imputed data. It looks for mismatches between the screener questions and the follow-up questions. It checks the facility counts: total persons assigned to beds is the sum of adults and juveniles, the sum of juvenile offenders and juvenile nonoffenders is equal to the number of juveniles.

Description of the 2016 Juvenile Residential Facility Census Imputed File

For ease of use, OJJDP requested an Excel spreadsheet for the 2016 imputed file, in addition to the ASCII file. Note that the Excel spreadsheet is sorted by facility ID. Use the `status_flag_2016` and `occupied_flag_2016` to group the records for analysis.

Notes on the 2016 Juvenile Residential Facility Census Imputation System

We used SAS 9.4M4 in the Census Bureau's vDesk virtual desktop environment to do the imputation processing.

We edited a copy of the record layout provided by CJB so that the imputation system could read it directly into SAS. Using the metadata directly from the modified record layout allows us to minimize hardcoding values in the SAS programs. We used the record layout metadata to:

- put the variables in the proper record layout order,
- recode items where 0 is not a valid answer,
- rename variables on the prior year files to match the new variable naming conventions,
- provide explanatory text in the table of response rates by item,
- dynamically create the put statement used to create the ASCII final imputed file.

See Dilorio and Abolafia (2004) and Dilorio and Abolafia (2006) for good background papers on using metadata in SAS programming. Other examples by this author are available online at http://www.sascommunity.org/wiki/Presentations:Dorinski_Papers_and_Presentations.

The imputation system consists of a driver program written in SAS that calls all the other programs in turn. We redirect the SAS log to a file, which we automatically convert into PDF. We use a date stamp on the output files, so that we can rerun the system if needed without overwriting earlier results.

The author participated in the Census laptop as a primary device pilot, and has SAS 9.4M3 installed on her laptop. When using the lightweight model laptop and connecting from home with VPN, the imputation system takes 21 minutes to run. When using the vDesk environment, the imputation system takes 7 minutes to run.

We use the Output Delivery System (ODS) Excel destination and the ODS PDF destination to produce reports for analyst review. The imputation processing is an iterative process, with the analysts researching unusual values in the edited file before the production imputation system run. The analysts also provide guidance in assigning collapsed facility type, when the facility has not answered the facility type question in the current year and no prior year data exist.

We generate Rich Text Format (RTF) files for the tables that are included in this document. We generate Enhanced Metafile Format (EMF) files using PROC SGPLOT for the graphics in this document. We use

PROC EXPORT to create the Excel spreadsheet version of the final imputed file. We use PROC REPORT and the PDF destination to produce the more than 150 tables that accompany the final imputed file.

Data Quality Issues for Standard Beds and Makeshift Beds

As mentioned in the 2014 JRFC imputation methodology documentation, the occupied makeshift beds question was a compromise when trying to measure the capacity of a juvenile residential facility. Research in the late 1990s showed that juvenile facilities have difficulty reporting their capacity. Research also revealed the difficulty in defining a statistical reporting unit for a juvenile facility.

Facilities may house two or more programs, and keep juveniles separate by program. There may be occupied makeshift beds in one area of the facility, while other areas of the facility have empty standard beds. We assume that juveniles are using makeshift beds because the facility has run out of standard beds, and so the number of persons assigned to beds should be the sum of standard beds plus occupied makeshift beds. However, our assumptions may be flawed. We should investigate clarifications on this assumption so we can decide if changes are required in the future.

Recommendations for Future Collections

Evaluate the collapsed facility types

The collapsed facility types were set up 20 years ago. Recent data snapshots produced by OJJDP have noted the changes over time: [Data Reflect Changing Nature of Facility Populations, Characteristics, and Practices](#), released August 2016, and [The Number of Juveniles in Residential Placement Reached a New Low in 2015](#), released July 2017. The collapsed facility types of Reception / Diagnostic Center and Ranch, Camp, or Farm may be too small in the future to use to form imputation groups.

Track response rates by collapsed facility type

If we continue using collapsed facility types that have fewer than 100 facilities, we should track the response rates by collapsed facility type during data collection and nonresponse follow-up. When response rates within an imputation group are too low, we have to collapse the imputation groups. We have limited solutions when we discover during imputation that groups collapsing to the national level fail to meet the criteria.

Analyze the “other specify” responses, add check box options as appropriate

The 2016 JRFC had 50 questions with an “other specify” box that allowed respondents to write in an answer. Respondents provided answers for 45 of the 50 “other specify” fields. For example, 245 respondents wrote in answers for other types of on-site residential treatment provided in the facility. Answers included anger management, behavior modification, crisis support, and trauma. Many more facilities may be providing this type of treatment, but not mentioning it in the other specify field.

The 5 questions with an “other specify” that did not have any write-in answers were for other race for death of first young person, and cause of death or other race for second or third young person death in the facility in the last year.

Consider changing the order the of the population count questions

The order of the population count questions (persons assigned to beds, adults, juveniles, juvenile offenders, and juvenile nonoffenders) may be confusing to the respondents. A few facilities that used

online reporting and submitted counts that did not add up properly reported the same number for juvenile offenders, juvenile nonoffenders, and juveniles. It may be less confusing if we ask for the counts in the following order: juvenile offenders, juvenile nonoffenders, juveniles, adults, persons assigned to beds. There may also be some other alternatives to research with cognitive testing methods to improve on the questionnaire, given appropriate resources.

Do research on reporting unit definition

There isn't a definition for facility reporting unit in the juvenile residential facility data collections. Since we leave it up to the facilities to decide how to report, some of our edits and assumptions are not working. For example, we assume that makeshift beds are occupied in the facility if all the standard beds are full. However, facilities report that they keep some offenders separate based on gender, seriousness of offense, or other factors, so standard beds may be empty in one part of the facility while makeshift beds are occupied in another area of the facility. Meanwhile, some agencies report facilities on a building basis, or program basis.

Add screener questions at beginning of form

The Census of Juveniles in Residential Placement and the Juvenile Residential Facility Census share the same universe. Adult facilities, facilities exclusively for drug or mental health treatment (regardless of the age of the residents), and facilities for abused or neglected children are not included in either census. Facilities that work with juveniles but do not house them overnight are not included in either census. If we add screener questions for these situations at the beginning of the form, it may be easier to track out-of-scope facilities over time, and keep track of the reason why the facilities are out-of-scope.

Census Bureau staff have been analyzing the compliance files from OJJDP in an attempt to provide better coverage of juvenile residential facilities. Sometimes facilities are added from the compliance files but it turns out they do not meet the definition of juvenile residential facilities. Adding screener questions may reduce burden on facilities that are out-of-scope for the data collections.

Give more prominence to definition of juvenile residential facility on form

Figure 12 shows the instruction box above the first question on the 2016 Juvenile Residential Facility Census questionnaire. The first sentence in the second paragraph mentions two important criteria for a juvenile residential facility: (1) the facility deals with young persons who have committed offenses, and (2) it houses those young persons overnight. Respondents might not notice those important criteria, because that box of instructions is one of three boxes of important instructions on that page.

Section 1 – GENERAL FACILITY INFORMATION	
<p style="text-align: center;">IMPORTANT INSTRUCTIONS</p> <p>Complete this questionnaire for the facility listed on the cover. If additional questionnaires are needed for other facilities for which you report, call 1-800-352-7229 to request more forms.</p> <p>A juvenile residential facility is a place where young persons who have committed offenses may be housed overnight. A facility has living/sleeping units, such as wings, floors, dorms, barracks, or cottages on one campus or in one building.</p> <p>Any buildings with living/sleeping units that are not on the same campus should be considered separate facilities and should be recorded on separate questionnaires in this census.</p>	<p style="text-align: center;">IMPORTANT INSTRUCTIONS</p> <p>Please call 1-800-352-7229 to request an additional questionnaire for each building with living/sleeping units associated with this facility that is not at the site of this facility building or campus.</p>
<p>1. Is the PREPRINTED facility name and mailing address on the BACK cover page of this form correct, or do they need to be corrected?</p> <p><input type="checkbox"/> Preprinted facility name and mailing address on the BACK cover page of this form are correct</p> <p><input type="checkbox"/> Preprinted facility name or mailing address need to be corrected – Please make necessary corrections on the BACK cover page of this form.</p>	<p>4. On Wednesday, October 26, 2016, did this facility house any overflow detention population? *Overflow detention population* refers to those young persons who, because of the unavailability of beds in a detention center, are placed temporarily in a non-detention facility.</p> <p>If this is a detention center, mark "No".</p> <p><input type="checkbox"/> Yes</p> <p><input type="checkbox"/> No</p>
<p>2. Which of the following best describes the physical layout of this facility?</p> <p>Mark (X) ONE response.</p> <p>This facility is –</p> <p><input type="checkbox"/> a part of one building</p> <p><input type="checkbox"/> all of one building</p> <p><input type="checkbox"/> more than one building at a single site or on one campus</p> <p><input type="checkbox"/> Other – Specify</p> <div style="border: 1px solid black; height: 20px; width: 100%; margin-top: 5px;"></div>	<p style="text-align: center;">IMPORTANT INSTRUCTIONS</p> <p>The following items ask you to use your records to provide counts of persons who had assigned beds in this facility at the end of the day on Wednesday, October 26, 2016. This date has been chosen carefully to give a standardized count of persons in facilities like yours across the country. You will be asked to classify your facility population into two age groups:</p> <ol style="list-style-type: none"> those persons under age 21; and those persons age 21 and older. <p>You will then be asked to classify each person UNDER THE AGE OF 21 into just one of the two following categories:</p> <ol style="list-style-type: none"> those here because they have been charged with or court-adjudicated for an offense. An offense is any behavior that is illegal in your state for underage persons alone or for both underage persons and adults. those here for reasons other than offenses
<p>3. Are there any other buildings with living/sleeping units that are associated with this facility that are not next to this facility building or on the same campus?</p> <p><input type="checkbox"/> Yes</p> <p><input type="checkbox"/> No</p>	
Page 2	FORM CJ-16 (10-21-2016)

Figure 12. Description of juvenile residential facility

References

- Dilorio, Frank and Abolafia, Jeff. 2004. "Dictionary Tables and Views: Essential Tools for Serious Applications", *Proceedings of the Twenty-Ninth Annual SAS® Users Group International Conference*, available online at <http://www2.sas.com/proceedings/sugi29/237-29.pdf>.
- Dilorio, Frank and Abolafia, Jeff. 2006. "The Design and Use of Metadata: Part Fine Art, Part Black Art", *Proceedings of the Thirty-first Annual SAS® Users Group International Conference*, available online at <http://www2.sas.com/proceedings/sugi31/104-31.pdf>.
- Dorinski, S., West, H. 2014. What Paradata Can Tell Us About the Annual Survey of Jails. In *JSM Proceedings*, Survey Research Methods Section. Alexandria, VA: American Statistical Association.

3154–3168. Available online at http://ww2.amstat.org/sections/srms/Proceedings/y2014/Files/312871_90135.pdf.

Dorinski, Suzanne. “Documentation of the Imputation Methodology for the 2012 Juvenile Residential Facility Census”, memo dated March 13, 2014.

Dorinski, Suzanne M. “Documentation of the Imputation Methodology for the 2013 Census of Juveniles in Residential Placement”, memo dated June 26, 2015.

Dorinski, Suzanne. “Documentation of the Imputation Methodology for the 2014 Juvenile Residential Facility Census”, memo dated November 12, 2015.

Dorinski, Suzanne. 2016. What Paradata Can Tell Us About Online Data Reporting by Juvenile Residential Facilities. In *JSM Proceedings*, Survey Research Methods Section. Alexandria, VA: American Statistical Association. 549 – 563. Available online at <http://ww2.amstat.org/sections/srms/Proceedings/y2016/files/389530.pdf>.

Dorinski, Suzanne M. “Documentation of the Imputation Methodology for the 2015 Census of Juveniles in Residential Placement”, memo dated January 25, 2017.

Other examples by Dorinski of SAS programming using metadata are online at http://www.sascommunity.org/wiki/Presentations:Dorinski_Papers_and_Presentations.

Horwitz, Sari . “*From Broken Homes to a Broken System*”, published in the Washington Post on November 28, 2014, and accessible online at <http://www.washingtonpost.com/sf/national/2014/11/28/from-broken-homes-to-a-broken-system/>.

Moone, Joseph. 2000. *Innovative Information on Juvenile Residential Facilities*. Washington, D.C.: U.S. Department of Justice, Office of Juvenile Justice and Delinquency Prevention, NCJ# 188862. Available online at <https://www.ncjrs.gov/pdffiles1/ojdp/fs200011.pdf>.

Moone, J. 2000. Conceptualization and Measurement Issues for Surveys of Juvenile Facilities: Concepts, Constructs, and the Impact of Empirical Research. In *International Conference on Establishment Surveys Proceedings*. Alexandria, VA: American Statistical Association, 1226 – 1231. Available online at <https://www.amstat.org/meetings/ices/2000/proceedings/S16.pdf>.

Wilson, Reid. “*Juvenile prison populations fall as states’ changes take effect*”, published February 1, 2015 in the Washington Post, available online at <http://www.washingtonpost.com/blogs/govbeat/wp/2015/01/29/states-see-marked-drop-in-juvenile-prison-populations-as-reforms-take-hold/>.