



[Help](#)

Electronic Diversity Visa Entry Form

OMB Control Number: 1405-0153

Form: DS-5501

Expires: 08/31/2019

Estimated Burden: 30 minutes

Part One - Entrant Information

1. Name

Last/Family Name


First Name


No First Name

Middle Name

No Middle Name

2. Gender

Male 

Female 

3. Birth Date

Month

Day

Year

4. City Where You Were Born

Enter Birth City Only. Do not enter District/County/Province/State.

Birth City

Birth City Unknown

5. Country Where You Were Born

Select A Country...



6. Country of Eligibility for the DV Program

Your country of eligibility will normally be the same as your country of birth. Your country of eligibility is **NOT** related to where you live. If you were born in a country that is not eligible for the DV program, please go to [Explanation of Country of Eligibility](#) to see if there is another option available in your case.

Are you claiming eligibility based on the country where you were born?

Yes No

If not, you must enter the country from which you are claiming eligibility.

Select A Country...



7. Entrant Photograph

Photographs must be submitted at the time of eDV entry. Photographs that do not comply with all specifications, including but not limited to recency of the photos, composition of the photos, and unacceptable backgrounds are grounds for disqualification of the entire entry. Any manipulation of photographs that alters the facial characteristics is grounds for disqualification of the entire entry. See examples on the [Photo Tool](#) page.

Please refer to the Instructions for the 2019 Diversity Immigrant Visa program (DV-2019) for technical specifications and compositional specifications for the digital image.

You will use one of the following methods to enter the image into eDV:

- Take a new digital image.
- Use a digital scanner to scan a submitted photograph.

[Link to photo instructions/photo tool page](#)

Clicking the 'Choose New Photo' button will allow you to look for and choose the file which is storing the photograph. Once chosen, the file name and the photo will display. If the photo is not correct, please click on the 'Choose New Photo' button to choose a new file.

Choose New Photo

8. Mailing Address

a. In Care Of (optional)

b. Address Line 1

c. Address Line 2 (optional)

d. City/Town

e. District/County/Province/State

f. Postal Code/Zip Code

No Postal Code / Zip Code

g. Country

9. Country Where You Live Today

10. Phone Number

(optional)

11. E-mail Address

a. E-Mail Address (e.g. johndoe@example.com)

b. Confirm E-Mail Address

(NOTE: This e-mail address will be used to provide you with additional information if you are selected.)

12. What is the highest level of education you have achieved, as of today?

- Primary school only
- High School, no degree
- High School degree
- Vocational School
- Some University Courses
- University Degree
- Some Graduate Level Courses
- Master's Degree
- Some Doctorate Level Courses
- Doctorate Degree

You must have a minimum of a high school diploma reflecting the completion of a full course of study (vocation schools or equivalency degrees are not acceptable) or be a skilled worker in an occupation that requires at least two years of training or experience to qualify (visit <http://www.onetonline.org/> to see if your occupation qualifies) for a Diversity Visa.

13. What is your current marital status?

- Unmarried
- Married and my spouse is NOT a U.S. citizen or U.S. Lawful Permanent Resident (LPR)
- Married and my spouse IS a U.S. citizen or U.S. Lawful Permanent Resident (LPR)
- Divorced
- Widowed
- Legally Separated

Enter Spouse Information

Legal separation is an arrangement when a couple remain married but live apart, following a court order. If you and your spouse are legally separated, your spouse will not be able to immigrate with you through the Diversity Visa program. You will not be penalized if you choose to enter the name of a spouse from whom you are legally separated.

If you are not legally separated by a court order, you must include your spouse even if you plan to be divorced before you apply for the Diversity Visa. Failure to list your eligible spouse is grounds for disqualification.

If your spouse is a U.S. citizen or Lawful Permanent Resident, do not list him/her in your entry.

14. Number of Children

Children include all biological children, legally adopted children, and stepchildren who are unmarried and under the age of 21 on the date you submit your entry. You must include all eligible children, even if they do not live with you or if they do not intend to apply for a Diversity Visa as your derivative. Failure to list all eligible children is grounds for disqualification. If your child is a U.S. citizen or Lawful Permanent Resident, do not list him/her in your entry.

[Continue](#)

[Cancel Entry](#)

PAPERWORK REDUCTION ACT: Public reporting burden for this collection of information is estimated to average 30 minutes per response, including time required for searching existing data sources, gathering the necessary documentation, providing the information and/or documents required, and reviewing the final collection. You do not have to supply this information unless this collection displays a currently valid OMB control number. If you have comments on the accuracy of this burden estimate and/or recommendations for reducing it, please send them to: PRA_BurdenComments@state.gov.

CONFIDENTIALITY STATEMENT: The information asked for on this form is requested pursuant to Section 222 of the Immigration and Nationality Act. INA Section 222(f) provides that visa issuance and refusal records shall be considered confidential and shall be used only for the formulation, amendment, administration, or enforcement of the immigration, nationality, and other laws of the United States. Certified copies of visa records may be made available to a court which certifies that the information contained in such records is needed in a case pending before the court.



[Help](#)

Electronic Diversity Visa Entry Form

OMB Control Number: 1405-0153
Form: DS-5501
Expires: 08/31/2019
Estimated Burden: 30 minutes

If you need to go back and make a correction, do **NOT** use the back button on your browser. Instead use the appropriate button here or below:

[Go Back to Part 1](#)

Part Two - Derivatives


13. Spouse Name

Last/Family Name	First Name	Middle Name
<input type="text"/>	<input type="text"/>	<input type="text"/>
	<input type="checkbox"/> No First Name	<input type="checkbox"/> No Middle Name

13d. Birth Date

Month	Day	Year
<input type="text" value="mm"/>	<input type="text" value="dd"/>	<input type="text" value="yyyy"/>

13e. Gender

Male 
 Female 

13f. City Where Spouse Was Born

Enter Birth City Only. Do not enter District/County/Province/State.

Birth City

Birth City Unknown

13g. Country Where Spouse Was Born

13h. Spouse Photograph

Photographs must be submitted at the time of eDV entry. Photographs that do not comply with all specifications, including but not limited to recency of the photos, composition of the photos, and unacceptable backgrounds are grounds for disqualification of the entire entry. Any manipulation of photographs that alters the facial characteristics is grounds for disqualification of the entire entry. See examples on the [Photo Tool](#) page.

Please refer to the Instructions for the 2019 Diversity Immigrant Visa program (DV-2019) for technical specifications and compositional specifications for the digital image.

You will use one of the following methods to enter the image into eDV:

- Take a new digital image.
- Use a digital scanner to scan a submitted photograph.

[Link to photo instructions/photo tool page](#)

Clicking the 'Choose New Photo' button will allow you to look for and choose the file which is storing the photograph. Once chosen, the file name and the photo will display. If the photo is not correct, please click on the 'Choose New Photo' button to choose a new file.

14. Child #1 Name

Last/Family Name	First Name	Middle Name
<input type="text"/>	<input type="text"/>	<input type="text"/>
	<input type="checkbox"/> No First Name	<input type="checkbox"/> No Middle Name

14d. Birth Date

Month

mm

Day

dd

Year

yyyy

14e. Gender

Male



Female



14f. City Where Child Was Born

Enter Birth City Only. Do not enter District/County/Province/State.

Birth City

Birth City Unknown

14g. Country Where Child Was Born

Select A Country...



14h. Child Photograph

Photographs must be submitted at the time of eDV entry. Photographs that do not comply with all specifications, including but not limited to recency of the photos, composition of the photos, and unacceptable backgrounds are grounds for disqualification of the entire entry. Any manipulation of photographs that alters the facial characteristics is grounds for disqualification of the entire entry. See examples on the [Photo Tool](#) page.

Please refer to the Instructions for the 2019 Diversity Immigrant Visa program (DV-2019) for technical specifications and compositional specifications for the digital image.

You will use one of the following methods to enter the image into eDV:

- Take a new digital image.
- Use a digital scanner to scan a submitted photograph.

[Link to photo instructions/photo tool page](#)

Clicking the 'Choose New Photo' button will allow you to look for and choose the file which is storing the photograph. Once chosen, the file name and the photo will display. If the photo is not correct, please click on the 'Choose New Photo' button to choose a new file.

Choose New Photo

Continue

Go Back to Part 1

Cancel Entry

PAPERWORK REDUCTION ACT: Public reporting burden for this collection of information is estimated to average 30 minutes per response, including time required for searching existing data sources, gathering the necessary documentation, providing the information and/or documents required, and reviewing the final collection. You do not have to supply this information unless this collection displays a currently valid OMB control number. If you have comments on the accuracy of this burden estimate and/or recommendations for reducing it, please send them to: PRA_BurdenComments@state.gov.

CONFIDENTIALITY STATEMENT: The information asked for on this form is requested pursuant to Section 222 of the Immigration and Nationality Act. INA Section 222(f) provides that visa issuance and refusal records shall be considered confidential and shall be used only for the formulation, amendment, administration, or enforcement of the immigration, nationality, and other laws of the United States. Certified copies of visa records may be made available to a court which certifies that the information contained in such records is needed in a case pending before the court.



[travel.state.gov](#)

[Welcome Page](#)

[Top of Page](#)

This site is managed by the Bureau of Consular Affairs, U.S. Department of State. External links to other Internet sites should not be construed as an endorsement of the views contained therein.