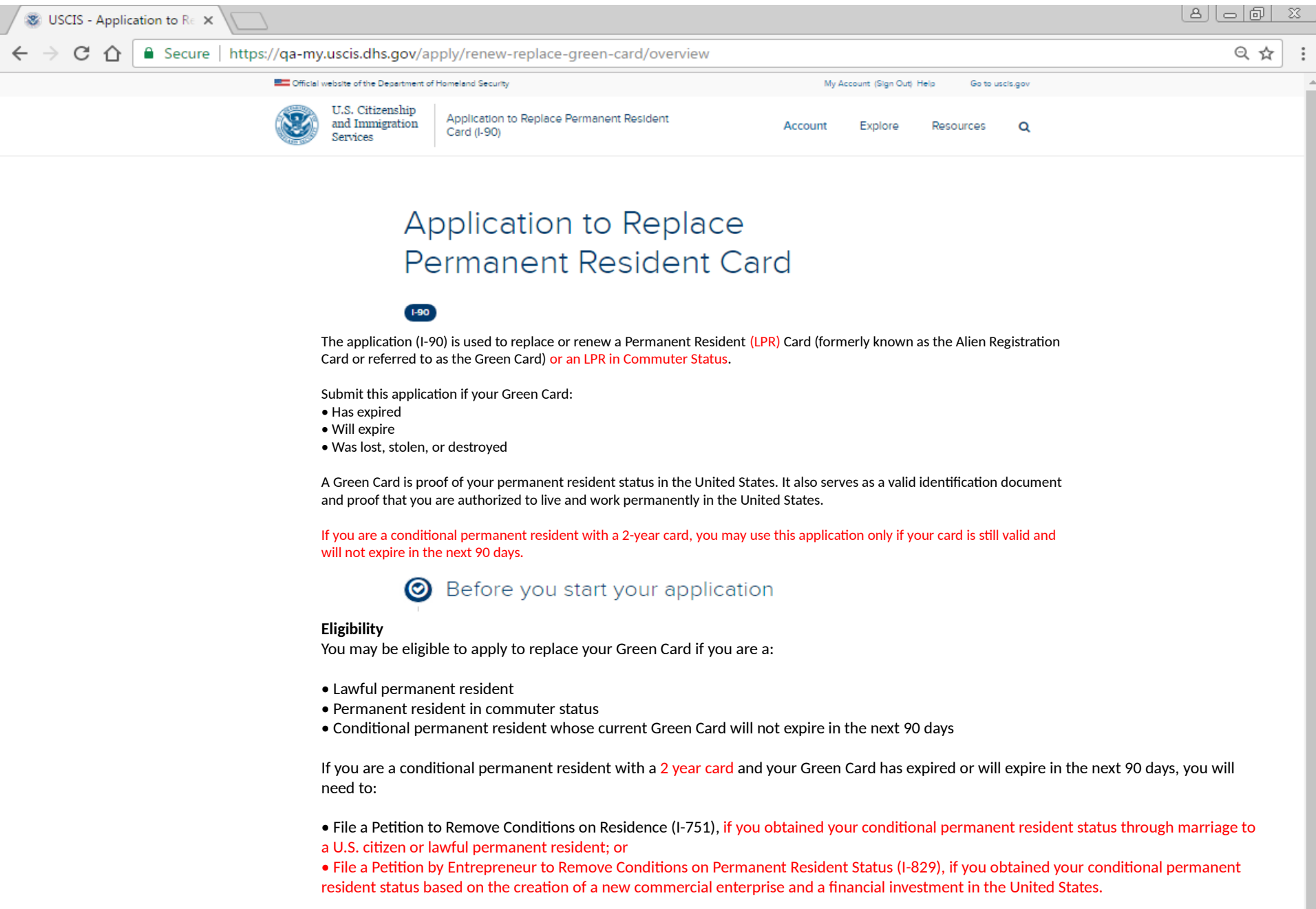


I-90 Application Overview: Page One



The screenshot shows a web browser window with the URL <https://qa-my.uscis.dhs.gov/apply/renew-replace-green-card/overview>. The page is titled "Application to Replace Permanent Resident Card" and features a blue "I-90" badge. The main content describes the application's purpose, eligibility criteria, and a "Before you start your application" section with an "Eligibility" sub-section. The page includes the USCIS logo, navigation links, and a search bar.

USCIS - Application to Re x

Secure | <https://qa-my.uscis.dhs.gov/apply/renew-replace-green-card/overview>

Official website of the Department of Homeland Security

My Account (Sign Out) Help Go to uscis.gov

U.S. Citizenship and Immigration Services

Application to Replace Permanent Resident Card (I-90)

Account Explore Resources

Application to Replace Permanent Resident Card

I-90

The application (I-90) is used to replace or renew a Permanent Resident (LPR) Card (formerly known as the Alien Registration Card or referred to as the Green Card) or an LPR in Commuter Status.

Submit this application if your Green Card:

- Has expired
- Will expire
- Was lost, stolen, or destroyed

A Green Card is proof of your permanent resident status in the United States. It also serves as a valid identification document and proof that you are authorized to live and work permanently in the United States.

If you are a conditional permanent resident with a 2-year card, you may use this application only if your card is still valid and will not expire in the next 90 days.

Before you start your application

Eligibility

You may be eligible to apply to replace your Green Card if you are a:

- Lawful permanent resident
- Permanent resident in commuter status
- Conditional permanent resident whose current Green Card will not expire in the next 90 days

If you are a conditional permanent resident with a 2 year card and your Green Card has expired or will expire in the next 90 days, you will need to:

- File a Petition to Remove Conditions on Residence (I-751), if you obtained your conditional permanent resident status through marriage to a U.S. citizen or lawful permanent resident; or
- File a Petition by Entrepreneur to Remove Conditions on Permanent Resident Status (I-829), if you obtained your conditional permanent resident status based on the creation of a new commercial enterprise and a financial investment in the United States.

I-90 Application Overview: Page Two

USCIS - Application to Re x

Secure | <https://qa-my.uscis.dhs.gov/apply/renew-replace-green-card/start-application>

Official website of the Department of Homeland Security

My Account (Sign Out) Help Go to uscis.gov



U.S. Citizenship
and Immigration
Services

Application to Replace Permanent Resident
Card (I-90)

Account

Explore

Resources



Completing your form online



Complete the Getting Started section first

You should answer all questions in the Getting Started section first so we can best customize the rest of your online form experience.



Provide as many responses as you can

You should provide as many responses as you can. Incomplete fields or sections and missing information can slow down the process after you submit your form.



We will automatically save your responses

We will automatically save your information when you select next to go to a new page or navigate to another section of the form. We will save your information for 30 days from today, or from the last time you worked on the form.



How to continue filling out your form

After you start your form, you can sign in to your account to continue where you left off.

DHS Privacy Notice

AUTHORITIES: The information requested on this application, and the associated evidence, is collected under the Immigration and Nationality Act Section 264, and 8 CFR Section 264.5.

PURPOSE: The primary purpose for providing the requested information on this application is to apply for a replacement or a renewal of your existing Permanent Resident Card. DHS will use the information you provide to grant or deny the immigration benefit you are seeking.



DISCLOSURE: The information you provide is voluntary. However, failure to provide the requested

Getting Started: Preparer and interpreter information

USCIS - Application to Re x

Secure | <https://qa-my.uscis.dhs.gov/apply/renew-replace-green-card/106026/preparer-and-interpreter-information>

Official website of the Department of Homeland Security My Account (Sign Out) Help [Go to uscis.gov](#)

 U.S. Citizenship and Immigration Services Account Explore Resources 

Application to Replace Permanent Resident Card (I-90)

Getting Started About You Your Request Evidence Review and Submit

Preparer and interpreter information Preparer information Interpreter information Your name Your contact information Additional information

Is someone assisting you with completing this application?

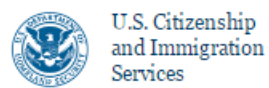
Yes
 No

Is a preparer assisting you with completing this application?

A preparer is anyone who completes or helps you complete all or part of your application using information and answers that you provide.

Yes
 No

Getting Started: Preparer information



Application to Replace Permanent Resident Card (I-90)

Account Explore Resources

Getting Started About You Your Request Evidence Review and Submit

Preparer and interpreter information **Preparer information** Interpreter information Your name Your contact information Additional information

What is your preparer's full name?

Given name (first name)

Family name (last name)

What is your preparer's business or organization name?

My preparer is not part of a business or organization.

What is your preparer's mailing address?

Country

Getting Started: Interpreter information



What is your interpreter's full name?

Given name (first name)

Family name (last name)

What is your interpreter's business or organization name?

My interpreter is not part of a business or organization.

What is your interpreter's mailing address?

Country

Getting Started: Your name



U.S. Citizenship
and Immigration
Services

Application to Replace Permanent Resident
Card (I-90)

[Account](#)

[Explore](#)

[Resources](#)



Getting Started

[About You](#)

[Your Request](#)

[Evidence](#)

[Review and Submit](#)

[Preparer and Interpreter
Information](#)

[Preparer Information](#)

[Interpreter Information](#)

[Your name](#)

[Your contact information](#)

[Additional Information](#)

What is your current legal name?

Your current legal name is the name on your birth certificate, unless it changed after birth by a legal action such as marriage or court order. Do not provide any nicknames here. This is the name we will print on your card.

Given name (first name)

Middle name (if applicable)

Family name (last name)

Has your name legally changed since you received your Permanent Resident Card?

Yes

Getting Started: Your contact information

USCIS - Application to Re x

Secure | https://qa-my.uscis.dhs.gov/apply/renew-replace-green-card/106026/your-contact-information

Official website of the Department of Homeland Security

My Account (Sign Out) Help Go to uscis.gov

U.S. Citizenship and Immigration Services

Application to Replace Permanent Resident Card (I-90)

Account Explore Resources

Getting Started About You Your Request Evidence Review and Submit

Preparer and Interpreter Information Preparer Information Interpreter Information Your name **Your contact information** Additional Information

How can we contact you?

Mobile phone number

Daytime phone number

This is the same as my mobile phone number.

Email address

What is your current mailing address?

We will use your current mailing address to contact you throughout the application process. We may not be able to contact you if you do not provide a complete and valid address. Provide a U.S. address only. USCIS will not mail your Green Card to a foreign address.

In care of name (if any)

Country

[If response here is a foreign country, part of entry fields below display]

Getting Started: Your contact information

The screenshot shows a web browser window with the URL <https://qa-my.uscis.dhs.gov/apply/renew-replace-green-card/106026/your-contact-information>. The page header includes the USCIS logo, the text "U.S. Citizenship and Immigration Services", and "Application to Replace Permanent Resident Card (I-90)". Navigation links for "Account", "Explore", and "Resources" are visible. A breadcrumb trail shows the current step: "Getting Started" > "About You" > "Your Request" > "Evidence" > "Review and Submit". Under "Review and Submit", there are sub-steps: "Preparer and Interpreter Information", "Preparer Information", "Interpreter Information", "Your name", "Your contact information" (which is highlighted with a blue underline), and "Additional Information".

Alternate or Safe Mailing Address

If you filed an adjustment of status application based on the Violence Against Women Act (VAWA) or as a human trafficking victim (T nonimmigrant), or victim of a qualifying crime (U nonimmigrant) and you do not want USCIS send notices about this application to your home, you may provide a safe mailing address. If you are applying as a special immigrant juvenile, you may provide an alternate mailing address.

In care of name (if any)

Country

Getting Started: Additional information



U.S. Citizenship
and Immigration
Services

Application to Replace Permanent Resident
Card (I-90)

Account

Explore

Resources



Getting Started

About You

Your Request

Evidence

Review and Submit

Preparer and interpreter
information

Preparer information

Interpreter information

Your name

Your contact information

Additional information

What is your date of birth?

MM/DD/YYYY

What is your A-Number?

Your A-Number is located on your Permanent Resident Card (formerly known as the Alien Registration Card or referred to as the Green Card), and consists of a 7, 8, or 9-digit number.

The A-Number may be located on the front or back of the card, depending on when the card was issued.

Where to find your A-Number




About You: Where you were born: Place of birth


USCIS - Application to Re ✕

Secure | <https://qa-my.uscis.dhs.gov/apply/renew-replace-green-card/106026/where-you-were-born>

Official website of the Department of Homeland Security My Account (Sign Out) Help Go to uscis.gov

 U.S. Citizenship and Immigration Services

Application to Replace Permanent Resident Card (I-90)

[Account](#) [Explore](#) [Resources](#) 

[Getting Started](#) **About You** [Your Request](#) [Evidence](#) [Review and Submit](#)

Where you were born [Your immigration information](#) [Describe yourself](#)

What is your country of birth?

What is your city, town, or village of birth?

[Next](#)

About You: Where you were born: Mother's and father's names



U.S. Citizenship and Immigration Services

Application to Replace Permanent Resident Card (I-90)

Account

Explore

Resources



Getting Started

About You

Your Request

Evidence

Review and Submit

Where you were born

Your immigration information

Describe yourself

What is your parent 1 Legal Name?

Given name (first name)

Family name (last name)

Middle name

What is your parent 2 Legal Name?

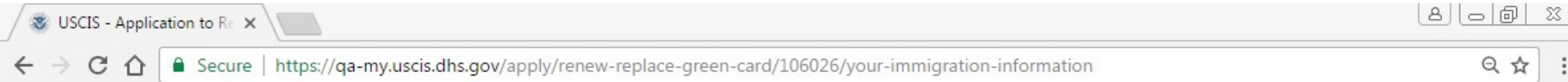
Given name (first name)

Family name (last name)

Middle name

Next

About You: Your immigration information: Class of admission



Official website of the Department of Homeland Security

My Account (Sign Out) Help

Go to uscis.gov



U.S. Citizenship
and Immigration
Services

Application to Replace Permanent Resident
Card (I-90)

Account

Explore

Resources



Getting Started

About You

Your Request

Evidence

Review and Submit

Where you were born

Your immigration
information

Describe yourself

What is your class of admission?

Your class of admission is the 3-digit code for the immigrant category under which you were granted permanent resident status.

This code can be found on your Permanent Resident Card and usually consists of 1 or 2 letters followed by a number.

Where to find your code



About You: Your immigration information: U.S. entry



U.S. Citizenship
and Immigration
Services

Application to Replace Permanent Resident
Card (I-90)

Account

Explore

Resources



Getting Started

About You

Your Request

Evidence

Review and Submit

Where you were born

**Your immigration
information**

Describe yourself

Did you enter the United States with an
immigrant visa?

Immigrant visas are processed and issued by the U.S. Consulate in a foreign country. If you received your Green Card by applying for permanent resident status after you entered the United States, then you did not enter with an immigrant visa.

Yes

No

What was the port-of-entry that you used to

About You: Your immigration information: Removal, abandonment



U.S. Citizenship
and Immigration
Services

Application to Replace Permanent Resident
Card (I-90)

[Account](#)

[Explore](#)

[Resources](#)



[Getting Started](#)

About You

[Your Request](#)

[Evidence](#)

[Review and Submit](#)

[Where you were born](#)

**Your immigration
information**

[Describe yourself](#)

Have you ever been placed in exclusion, deportation, or removal proceedings or been ordered removed from the United States?

Yes

No

Provide an explanation.

About You: Your immigration information: Removal, abandonment



U.S. Citizenship and Immigration Services

Application to Replace Permanent Resident Card (I-90)

Account

Explore

Resources



Getting Started

About You

Your Request

Evidence

Review and Submit

Where you were born

Your immigration information

Describe yourself

Have you ever been determined by a judge to have abandoned your permanent resident status?

- Yes
- No

Provide an explanation.

Have you ever been absent from the United States for a continuous period for more than 180 days but less than one year?

About You: Your immigration information: Removal, abandonment



U.S. Citizenship and Immigration Services

Application to Replace Permanent Resident Card (I-90)

Account

Explore

Resources



Getting Started

About You

Your Request

Evidence

Review and Submit

Where you were born

Your immigration information

Describe yourself

Have you ever had a residence outside the United States, other than while you held commuter status?

- Yes
- No

Provide an explanation.

Have you ever been employed outside the United States, other than while you held commuter status?

About You: Describe yourself



We require you to complete the categories below to conduct background checks. Providing this information as part of your application may reduce the time you spend at your biometrics services appointment.

What is your gender?

- Female
- Male

What is your ethnicity?

Hispanic or Latino refers to a person of Cuban, Mexican, Puerto Rican, South or Central American, or other Spanish culture or origin, regardless of race.

- Hispanic or Latino
- Not Hispanic or Latino

Your Request: Reason for new card: Your status



[Getting Started](#)

[About You](#)

Your Request

[Evidence](#)

[Review and Submit](#)

Reason for new card

What is your current immigration status?

- Lawful permanent resident
- Permanent resident in commuter status
- Conditional permanent resident

[Next](#)

[Back](#)

Your Request: Reason for new card: Reason for application (LPR or commuter)

USCIS - Application to Re x

Secure | <https://qa-my.uscis.dhs.gov/apply/renew-replace-green-card/106026/reason-for-new-card>

Official website of the Department of Homeland Security

My Account (Sign Out) Help

Go to uscis.gov



U.S. Citizenship
and Immigration
Services

Application to Replace Permanent Resident
Card (I-90)

Account

Explore

Resources



Getting Started

About You

Your Request

Evidence

Review and Submit

Reason for new card

Why are you applying to replace your Permanent Resident Card?

- My previous card has been lost, stolen, or destroyed.
- My previous card was issued but never received.
- My existing card has been mutilated.
- My existing card has incorrect data because of Department of Homeland Security (DHS) error.
Provide a detailed explanation of the error in the space provided and return your existing card with incorrect data along with this application.
- My name or other biographic information has legally changed since issuance of my existing card or my card has incorrect data and the error was not caused by DHS.
(Provide a detailed explanation of the biographic information that changed or the error in the space provided and include appropriate documentary evidence that reflects the change or error.)


Your Request: Reason for new card: Reason for application (conditional perm. res.)

USCIS - Application to Re x

Secure | <https://qa-my.uscis.dhs.gov/apply/renew-replace-green-card/106026/requests-for-accommodations>

Official website of the Department of Homeland Security

My Account (Sign Out) Help Go to uscis.gov

 U.S. Citizenship and Immigration Services

Application to Replace Permanent Resident Card (I-90)

Account Explore Resources

Getting Started About You **Your Request** Evidence Review and Submit

Reason for new card

Why are you applying to replace your Permanent Resident Card?

Complete this section only if you are a conditional permanent resident. If your conditional permanent resident status is expiring within the next 90 days, then do not file this application. (See the What is the Purpose of Form I-90 section of the Form I-90 Instructions for further information.)

- My previous card has been lost, stolen, or destroyed.
- My previous card was issued but never received.
- My existing card has been mutilated.
- My existing card has incorrect data because of DHS error.

Provide a detailed explanation of the error in the space provided and return your existing card with incorrect data along with this

Evidence: Evidence of employment uploader



Evidence to support your application

As part of applying for a replacement Permanent Resident Card, you will need to provide evidence to support your application. These documents help us evaluate your application and verify your answers.

You are required to provide several documents as part of submitting your application. You may also need to provide additional evidence, depending on how you answered some questions.

Do not send original documents to USCIS in the mail. Provide legible copies of your documents unless USCIS later requests original documents.

Evidence of employment

Upload evidence of your employment that is dated within the last 6 months. Some examples include:

Evidence: Your permanent resident card, Your photo identification uploaders

USCIS - Application to Re x

Secure | <https://qa-my.uscis.dhs.gov/apply/renew-replace-green-card/106026/evidence-to-support-your-application>

Official website of the Department of Homeland Security

My Account (Sign Out) Help Go to uscis.gov

U.S. Citizenship and Immigration Services

Application to Replace Permanent Resident Card (I-90)

Account Explore Resources

Getting Started About You Your Request **Evidence** Review and Submit

Evidence to support your application

As part of applying for a replacement Permanent Resident Card, you will need to provide evidence to support your application. These documents help us evaluate your application and verify your answers.

You are required to provide several documents as part of submitting your application. You may also need to provide additional evidence, depending on how you answered some questions.


Do not send original documents to USCIS in the mail. Provide legible copies of your documents unless USCIS later requests original documents.

Your Permanent Resident Card

Upload an image of both sides of your Permanent Resident Card (formerly known as the Alien Registration Card or Green Card).

Make sure all text is clear and readable.

If your card was lost, stolen, destroyed, or damaged, and you are unable to upload a copy of it, you can upload a copy of another government-issued form of identification in the next section.



Drag files here or [choose a file](#)
Maximum size: 6MB per file
Accepted formats: JPG, JPEG, PDF, TIF, or TIFF

Evidence: Evidence of permanent resident card, Evidence of entry with immigrant visa

Evidence of your Permanent Resident Card

Upload an image of the approval notice that you received when you applied for your current Green Card. This can be the Notice of Action (I-797) for one of the following forms:

- *Application to Register Permanent Residence or Adjust Status (I-485)*
- *Petition to Remove the Conditions of Residence (I-751)*
- *Petition by Entrepreneur to Remove Conditions (I-829)*
- *Application to Adjust Status from Temporary to Permanent Resident (I-698)*
- *Application for Suspension of Deportation or Special Rule Cancellation of Removal (I-881)*
- *Application for Cancellation and Adjustment of Status for Certain Nonpermanent Residents (EOIR-42B)*
- *Application to Replace Permanent Resident Card (I-90)*



Drag files here or [choose a file](#)

Maximum size: 6MB per file

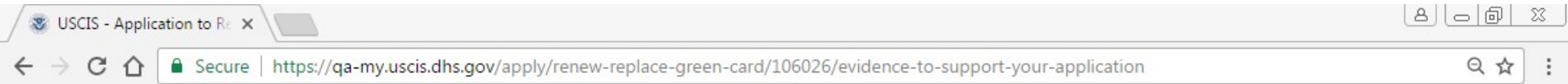
Accepted formats: JPG, JPEG, PDF, TIF, or TIFF



Attaching your files

Use a scanner or take pictures of each document. Make

Evidence: Evidence of correct name or information uploader



Evidence of your correct name or information

Upload evidence that shows your correct name or biographical data. Some examples include:

- *Marriage certificate*
- *Divorce decree*
- *Birth certificate*
- *Adoption decree*
- *Passport*
- *Court document*



Drag files here or [choose a file](#)
Maximum size: 6MB per file
Accepted formats: JPG, JPEG, PDF, TIF, or TIFF



Attaching your files

Use a scanner or take pictures of each document. Make sure each image you attach is clear and that all text is readable.



Translations



If your documents are in a foreign language, upload an

Evidence: Evidence of your name change uploader

USCIS - Application to Re x

Secure | <https://qa-my.uscis.dhs.gov/apply/renew-replace-green-card/106026/evidence-to-support-your-application>

Official website of the Department of Homeland Security My Account (Sign Out) Help [Go to uscis.gov](#)

 U.S. Citizenship and Immigration Services Account Explore Resources 

Application to Replace Permanent Resident Card (I-90)

Getting Started About You Your Request **Evidence** Review and Submit

Evidence to support your application

As part of applying for a replacement Permanent Resident Card, you will need to provide evidence to support your application. These documents help us evaluate your application and verify your answers.

You are required to provide several documents as part of submitting your application. You may also need to provide additional evidence, depending on how you answered some questions.

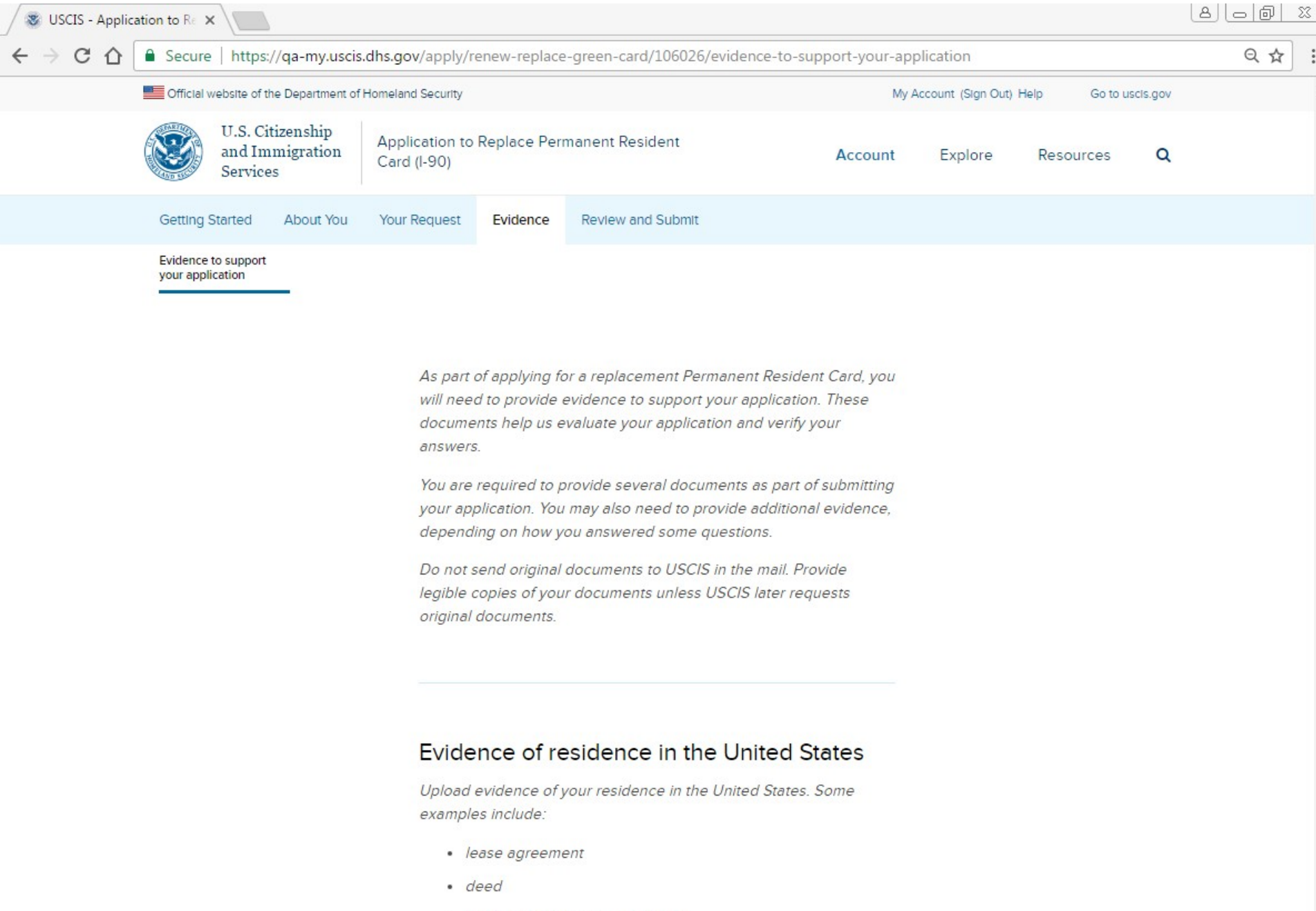
Do not send original documents to USCIS in the mail. Provide legible copies of your documents unless USCIS later requests original documents.

Evidence of your name change

Upload a readable image of the legal document that formally changed your name. This can be one of the following:

- *Marriage certificate*
- *Divorce decree*

Evidence: Evidence of residence in the United States uploader



The screenshot shows a web browser window with the following elements:

- Browser Tab:** USCIS - Application to Re...
- Address Bar:** Secure | https://qa-my.uscis.dhs.gov/apply/renew-replace-green-card/106026/evidence-to-support-your-application
- Page Header:** Official website of the Department of Homeland Security | My Account (Sign Out) Help | Go to uscis.gov
- Logo:** U.S. Citizenship and Immigration Services
- Page Title:** Application to Replace Permanent Resident Card (I-90)
- Navigation:** Account, Explore, Resources, Search icon
- Menu:** Getting Started, About You, Your Request, Evidence (highlighted), Review and Submit
- Section Header:** Evidence to support your application
- Text:**

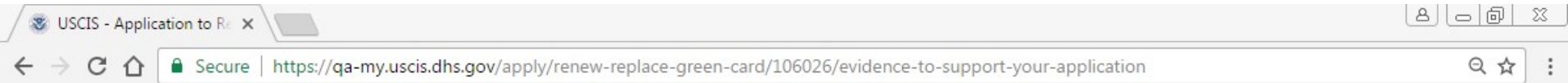
As part of applying for a replacement Permanent Resident Card, you will need to provide evidence to support your application. These documents help us evaluate your application and verify your answers.

You are required to provide several documents as part of submitting your application. You may also need to provide additional evidence, depending on how you answered some questions.

Do not send original documents to USCIS in the mail. Provide legible copies of your documents unless USCIS later requests original documents.
- Section Header:** Evidence of residence in the United States
- Text:**

Upload evidence of your residence in the United States. Some examples include:
- List-Group:**
 - lease agreement*
 - deed*

Evidence: Evidence of lawful permanent resident status uploader



Evidence of lawful permanent resident status

If you have been automatically converted to a lawful permanent resident, upload evidence of your temporary resident status. Some examples include:

- *Notice of Action (I-797)*
- *Application for Temporary Resident Status as a Special Agricultural Worker (I-700)*



Drag files here or [choose a file](#)
Maximum size: 6MB per file
Accepted formats: JPG, JPEG, PDF, TIF, or TIFF



Attaching your files

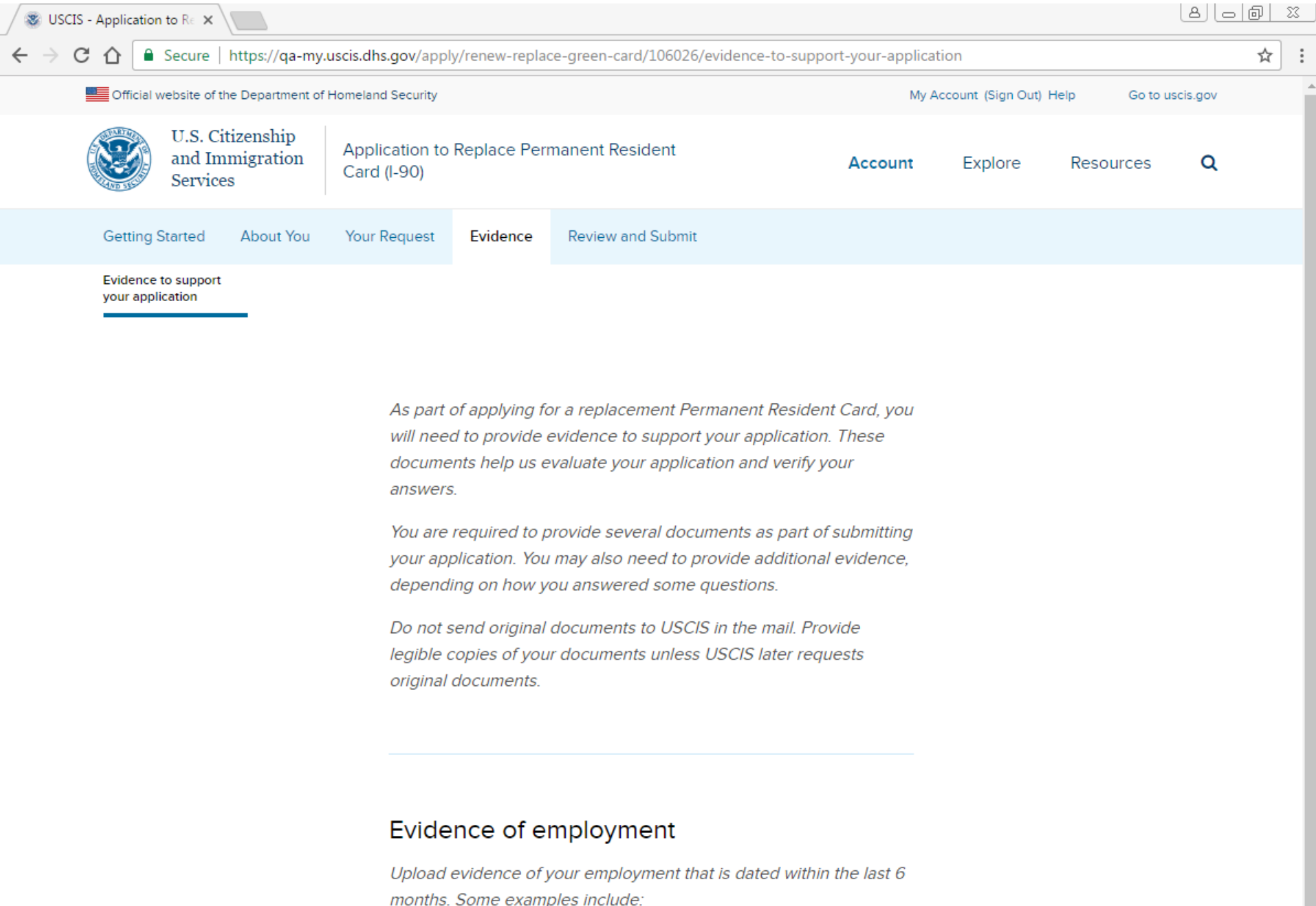
Use a scanner or take pictures of each document. Make sure each image you attach is clear and that all text is readable.



Translations

If your documents are in a foreign language, upload an


Evidence: Alert box (applies to all uploaders)



USCIS - Application to Re x

Secure | <https://qa-my.uscis.dhs.gov/apply/renew-replace-green-card/106026/evidence-to-support-your-application>

Official website of the Department of Homeland Security My Account (Sign Out) Help Go to uscis.gov

 U.S. Citizenship and Immigration Services

Application to Replace Permanent Resident Card (I-90)

Account Explore Resources

Getting Started About You Your Request **Evidence** Review and Submit

Evidence to support your application

As part of applying for a replacement Permanent Resident Card, you will need to provide evidence to support your application. These documents help us evaluate your application and verify your answers.

You are required to provide several documents as part of submitting your application. You may also need to provide additional evidence, depending on how you answered some questions.

Do not send original documents to USCIS in the mail. Provide legible copies of your documents unless USCIS later requests original documents.

Evidence of employment

Upload evidence of your employment that is dated within the last 6 months. Some examples include:

Review and Submit: Review your application



Check your application before you submit

We will review your application to check for accuracy and completeness before you submit it.

We encourage you to provide as many responses as you can throughout the application. Missing information can slow down the review process after you submit your application.

You can return to this page to review your application as many times as you want before you submit it.

Your request reason

- Your request reason is: **DHS issued my card but I never received it**

Based on the reason for your request, your form filing fee is: **\$0.00**

Review and Submit: Your application summary (screenshot 1)

USCIS - Application to Re x

Secure | <https://qa-my.uscis.dhs.gov/apply/renew-replace-green-card/105938/your-application-summary>

Official website of the Department of Homeland Security My Account (Sign Out) Help Go to uscis.gov

U.S. Citizenship and Immigration Services Application to Replace Permanent Resident Card (I-90) Account Explore Resources

Getting Started About You Your Request Evidence **Review and Submit**

Review your application **Your application summary** Preparer signature Interpreter signature Your signature

[Your application summary](#) [Print](#)

Here is a summary of all the information you provided in your application.

Make sure you have provided responses for everything that applies to you before you submit your application. You can edit your responses by going to each application section using the site navigation.

Getting Started

Preparer or Interpreter

Is someone assisting you with completing this application?	Yes
Is a preparer assisting you with completing this application?	Yes
Is an interpreter assisting you with completing this application?	Yes

Preparer Information

What is your preparer's full name?	Jane Doe
What is your preparer's business or organization name?	Jane Doe LLC
What is your preparer's mailing address?	United States 2300 Clarendon Blvd Suite 900

Review and Submit: Your application summary (screenshot 2)

USCIS - Application to Re x

Secure | <https://qa-my.uscis.dhs.gov/apply/renew-replace-green-card/105938/your-application-summary>

Where do you live now? United States
2300 CLARENDON BLVD
STE 900
ARLINGTON, VA, 22201-3348
Arlington

Additional Information

What is your date of birth? 04/02/1989

What is your A-Number? 256463423

What is your USCIS Online Account Number? -

What is your U.S. Social Security number? -

About You

Where you were born

What is your country of birth? Lebanon

What is your city, town, or village of birth? Town

What is your mother's first name? Emma

What is your father's first name? Jack

Your Immigration Information

What is your class of admission? A37 - Amerasian Spouse Of An Alien Classified As A36, C36 Or F36

On what date did you become a permanent resident? 04/02/2000

Where did you apply for your Immigrant visa or adjustment of status? Miami

Where was your Immigrant visa or adjustment of status issued? Miami

What was the port-of-entry that you used to enter the United States? Seattle, WA

Where were you traveling to when you entered the United States? California

Have you ever been placed in exclusion, deportation, or removal proceedings or been ordered removed from the United States? No

Review and Submit: Preparer signature



Preparer's statement

Your preparer must read the statements below and select the statement that applies to him or her.

If your preparer is an attorney or accredited representative whose representation extends beyond preparation of this application, he or she may be obliged to submit a completed Notice of Entry of Appearance as Attorney or Accredited Representative (G-28) with your application.

- I am **not** an attorney or accredited representative but have prepared this application on behalf of the applicant and with the applicant's consent
- I am an attorney or accredited representative and my representation of the applicant in this case does not extend beyond the preparation of this application
- I am an attorney or accredited representative and my representation of the applicant in this case extends beyond the preparation of this application


Review and Submit: Preparer signature: Upload

USCIS - Application to Re x

Secure | <https://qa-my.uscis.dhs.gov/apply/renew-replace-green-card/105938/preparer-signature-upload>

Official website of the Department of Homeland Security

My Account (Sign Out) Help Go to uscis.gov

 U.S. Citizenship and Immigration Services

Application to Replace Permanent Resident Card (I-90)


Account Explore Resources

Getting Started About You Your Request Evidence **Review and Submit**

Review your application Your application summary **Preparer signature** Interpreter signature Your signature

Preparer's signature upload

Scan and upload your preparer's completed signature page below.



Drag files here or [choose a file](#)

Maximum size: 6MB per file

Accepted formats: JPG, JPEG, PDF, TIF, or TIFF

Review and Submit: Interpreter signature



[Getting Started](#)

[About You](#)

[Your Request](#)

[Evidence](#)

[Review and Submit](#)

[Review your application](#)

[Your application
summary](#)

[Preparer signature](#)

[Interpreter signature](#)

[Your signature](#)

Interpreter's certification and signature

Your interpreter must read and agree to the certification below.



By my signature, I certify, under penalty of perjury, that: I am fluent in English and the language provided in the Getting Started section of this application, and I have read to this applicant in the identified language every question and instruction on this application and his or her answer to every question. The applicant informed me that he or she understands every instruction, question, and answer on the application, including the Applicant's Certification, and has verified the

Review and Submit: Interpreter signature: Upload



[Getting Started](#)

[About You](#)

[Your Request](#)

[Evidence](#)

[Review and Submit](#)

[Review your application](#)

[Your application
summary](#)

[Preparer signature](#)

[Interpreter signature](#)

[Your signature](#)

Interpreter's signature upload

Scan and upload your interpreter's completed signature page below.



Drag files here or [choose a file](#)

Maximum size: 6MB per file

Accepted formats: JPG, JPEG, PDF, TIF, or TIFF

Review and Submit: Your signature: Statements regarding preparer, interpreter



[Getting Started](#)

[About You](#)

[Your Request](#)

[Evidence](#)

[Review and Submit](#)

[Review your application](#)

[Your application
summary](#)

[Preparer signature](#)

[Interpreter signature](#)

[Your signature](#)

Applicant's statement regarding the preparer

You must read and agree to the statement below.

- I have requested the services of and consented to the preparer named in the Getting Started section of this application preparing this application for me.

Applicant's statement regarding the interpreter

You must read and agree to the statement below.


- The interpreter named in the Getting Started section of this application read to me every

Review and Submit: Your signature: Applicant certification and signature

USCIS - Application to Re x

Secure | <https://qa-my.uscis.dhs.gov/apply/renew-replace-green-card/105938/your-signature>

Official website of the Department of Homeland Security My Account (Sign Out) Help Go to uscis.gov

 U.S. Citizenship and Immigration Services


Application to Replace Permanent Resident Card (I-90) Account Explore Resources Q

Getting Started About You Your Request Evidence Review and Submit

Review your application Your application summary Preparer signature Interpreter signature Your signature

Applicant's certification and signature

You must read and agree to the certification below. If you knowingly and willfully falsify or conceal a material fact or submit a false document with your application, we can deny your application and may deny any other immigration benefit. You may also face criminal prosecution and penalties provided by the law.



Copies of any documents I have submitted are exact photocopies of unaltered, original documents, and I understand that USCIS may require that I submit original documents to USCIS at a later date. Furthermore, I authorize the release of any information from any of my records that USCIS may need to determine my eligibility for the immigration benefit that I seek.

.....

I further authorize release of information contained in this application, in supporting documents, and in my USCIS records, to other entities and persons

Review and Submit: Pay and Submit



U.S. Citizenship
and Immigration
Services

Application to Replace Permanent Resident
Card (I-90)

[Account](#)

[Explore](#)

[Resources](#)



[Getting Started](#)

[About You](#)

[Your Request](#)

[Evidence](#)

[Review and Submit](#)

[Review your application](#)

[Your application
summary](#)

[Preparer signature](#)

[Interpreter signature](#)

[Your signature](#)

[Pay and submit](#)

Pay for and submit your application

The final step to submit your Application to Replace Permanent Resident Card is to pay the required fee.

*Your application fee is: **\$0.00***



If you have a form fee, we will send you to Pay.gov — our safe, secure payment website — to make your payment and submit your application online.

Here are the steps in the payment and submission process: