



UNITED STATES DEPARTMENT OF EDUCATION
Office of Postsecondary Education (OPE)

**USER'S GUIDE FOR
THE EQUITY IN ATHLETICS
DISCLOSURE ACT WEB-BASED
DATA COLLECTION**

September 2021

Table of Contents

Introduction	1
A Note about the Annual <i>EADA Report</i>	1
A Note about Institutions with Sports that had Cancelled Seasons Due to COVID-19	2
General Information about the Survey Application	2
The EADA and Title IX Compliance	3
Getting Help with the Survey	3
Email Correspondence	4
Navigation	4
Reset button	4
Caveat boxes	5
Errors	6
Confirming your survey’s status	6
Printing survey screens	7
Worksheets	7
Other important information	8
A Note about the National Collegiate Athletic Association (NCAA) Financial Reporting Survey	8
Browsers and Cookies	8
The Web-based Data Collection	9
Getting Started — Registration Packet	9
Log In	10
Change Password	11
Forgot Your Password	12
Assigning More Than One Password	13
Survey Eligibility	14
Important — Please read this before you begin	15
Registration	16
Print Registration Certificate	18
Survey Navigation/Status	19
Institution Identification	21
Screening Questions	23
Sports Selection	25
Athletics Participation	28
Unduplicated Count Worksheet	31
Head Coaches’ Staffing (Men’s Teams, Women’s Teams, and Coed Teams)	32
Men’s Teams	32
Women’s Teams	32
Coed Teams	33
Head Coaches’ Salaries	35
Coaches’ Salaries Worksheet: Head Coaches	38
Staffing Changes	39
How to Complete the EADA Staffing Screens and Calculate FTEs for Common Staffing Scenarios	40
Assistant Coaches’ Staffing (Men’s Teams, Women’s Teams, and Coed Teams)	42
Men’s Teams	42
Women’s Teams	42
Coed Teams	43

Contents (continued)

Assistant Coaches' Salaries.....	45
Coaches' Salaries Worksheet: Assistant Coaches.....	48
Assistant Staffing Changes.....	49
How to Complete the EADA Staffing Screens and Calculate FTEs for Common Staffing Scenarios	50
Athletically Related Student Aid.....	52
Athletically Related Student Aid Worksheet	54
Recruiting Expenses.....	55
Recruiting Expenses Worksheet.....	57
Operating (Game-Day) Expenses by Team/per Participant	58
Reporting per Participant.....	58
Reporting by Team	59
Operating (Game-Day) Expenses Worksheet A	62
Operating (Game-Day) Expenses Worksheet B (Prorating)	63
Total Expenses	64
Total Expenses Worksheet.....	67
Expenses Not Allocated by Gender/Sport Worksheet	68
Total Revenues.....	69
Total Revenues Worksheet.....	72
Revenues Not Allocated by Gender/Sport Worksheet	73
Summary	74
All Expenses Worksheet	77
Supplemental Information.....	78
Reviewing and Submitting Your Survey	79
Locking Your Survey	82
Print EADA Survey Completion Certificate.....	83
What Happens After Your Survey Data Have Been Locked?	84
Migrating the Data to OPE's Public Website.....	84
Appendix A. Instructions for Institutions with Sports that had Cancelled Seasons Due to COVID-19.....	85

Introduction

The *Equity in Athletics Disclosure Act (EADA)* was designed to make prospective students and prospective student-athletes aware of an institution of higher education's commitment to providing equitable athletic opportunities for its men and women students. The *EADA* requires the disclosure of information about varsity teams and the financial resources and personnel that the school dedicates to those teams.

There are two EADA reporting requirements that institutions must meet in order to comply with EADA:

1) **Annual EADA Report**

Any coeducational institution of higher education that participates in Title IV, the federal student aid program, and has an intercollegiate athletics program, must comply with the *EADA* by **preparing an annual report**, officially called *The Report on Athletic Program Participation Rates and Financial Support Data*; more commonly known as the *EADA Report*. [Report cite 34 CFR 668.47] The *EADA Report* is a document that must be published by an institution by October 15 each year and must be made available upon request to your students, prospective students, and the public.

2) **Annual EADA Survey**

Institutions must submit EADA data to the Secretary of Education within 15 days of making it available to students, prospective students, and the public through the *EADA Report*. The sole mechanism for submitting the data is via the EADA Web-based data collection, commonly known as the *EADA Survey*. Data submitted online are migrated to the Office of Postsecondary Education's (OPE's) public dissemination website at <http://ope.ed.gov/athletics> for anyone to view. **This user's guide takes you step-by-step through the EADA Survey.**

Publishing an EADA Report and participating in the Web-based data collection are BOTH mandatory under EADA. The dates by which institutions must comply with EADA are mandated by Congress, and there is no grace period. Compliance with EADA is monitored by the U.S. Department of Education (ED). In the case of noncompliance, ED may limit, suspend, or terminate the participation of any school in Title IV as well as impose civil fines for each violation. [Civil penalty cite Sec. 487(c)(3)(B) of the HEA]

A Note about the Annual EADA Report

"A school must publish its EADA Report by October 15 and make it available upon request to students, prospective students, and the public in easily accessible places."
– *Federal Student Athletic Aid Handbook in Volume 2, Chapter 6*

As stated in the previous section, the *EADA Report* is a document that must be published by an institution by October 15 each year and must be made available upon request to your students, prospective students, and the public. A prospective student is defined as an individual who has contacted an eligible institution requesting information concerning admission to that institution.

Requirements for the *EADA Report* can be found in the *Federal Student Financial Aid Handbook* in Volume 2, Chapter 6, pg. 2-162 – 2-163. Links to the Handbook can be found at:

<https://ifap.ed.gov/ilibrary/document-types/federal-student-aid-handbook>

Providing a link on an institution’s website to the Department of Education’s EADA Data Tool (<http://ope.ed.gov/athletics>) does not fulfill the requirement for the institution to publish and make an *EADA Report* available to the public. Institutions may use the tables and worksheets provided through the *EADA Survey* to form the basis of the *EADA Report* that they publish; however, we strongly urge you to read the *EADA Report* section of the *Federal Student Financial Aid Handbook* to make sure that your institution complies fully with the requirements for the *EADA Report*.

A Note about Institutions with Sports that had Cancelled Seasons Due to COVID-19

For institutions with sports that had cancelled seasons due to the COVID-19 pandemic, general instructions for how institutions should report for teams/sports that did not compete during the EADA reporting period are included in Appendix A. These instructions should be followed for all teams that did not participate in any intercollegiate competitions during the reporting period as a result of cancelled seasons. The only exception to the above is if your institution has historically reported Track Indoor, Track Outdoor, and Cross Country combined, and the institution offers all three sports. If, due to COVID-19, one of the sports (i.e. Track Indoor, Track Outdoor, or Cross Country) did not compete at all during the reporting period, but the others did you should:

[See Appendix A. Instructions for Institutions with Sports that had Cancelled Seasons Due to COVID-19.](#)

- Select Track and Field and Cross Country (combined) on the Sport Selection screen.
- Enter a note in the Caveat section on the Participants screen about the cancelled sport. If you have the anticipated participant count of the cancelled sport, you can include those counts in the Caveat as well.
- Report all data, other than participation counts, as a lump sum for all three sports. EX: Report for the salary paid to the Track and Field and Cross Country coach for coaching Track and Field Indoor, Track and Field Outdoor, and Cross Country combined.

If your school traditionally selects Track and Field and Cross Country combined but only offers two of the three teams, you can continue to report as combined. However, this will cause a fatal error on the Participants screen and will require an Error Override. When you have finished entering all of your data, please call the Help Desk at (888) 233-5421 to resolve the fatal error.

General Information about the Survey Application

Your institution’s specific data entry screens are determined by your responses to the Screening Questions. You will not see screens that do not pertain to your institution. That is, if your institution has women’s sports teams only, you will not see screens for men’s or coed teams. However, instructions in this user’s guide address men’s teams, women’s teams, and coed teams. Please apply the information as

appropriate for your school. For example, if you have women's teams only, follow the instructions that apply to women's teams and ignore the instructions that apply to men's teams and coed teams.

You can complete the survey during one session, or complete it over multiple sessions. Remember to save your data as you complete each screen and to close your browser when you log out of the survey.

The EADA and Title IX Compliance

As noted in the introduction to this User Guide, your institution must provide the data in this survey in accordance with the EADA. The data that you report in this survey, which are subsequently reflected in the online Data Tool (<http://ope.ed.gov/athletics>), may not be the same as data used for determining compliance with other Federal or state laws, including Title IX of the Education Amendments of 1972.

Getting Help with the Survey

There are various ways of getting help with the survey:

Online help features: There are help features throughout the survey.

On the header of the Log In screen, under “? Help”, there are links to access the **user's guide** in its entirety, **Print Survey Forms**, **Worksheets** that will assist you in calculating data for the survey, and **Help Desk** Information. On the header of the Log In screen is also the **Glossary**. The footer of the Log In screen has copies of this year's **Chief Executive Officer** letter and the **Privacy Statement**.

After you register, the right side of the page will show the **Options at this point** of the survey. Expand the **Help** options to access the same links mentioned above. Expand the **Printable Forms** to access **Blank Survey Forms**, and PDFs of your **Institution Information** and **Survey Data**.

On every survey screen after the Survey Navigation page, you can select the **screen instructions** link to get screen-specific instructions from this user's guide for completing that screen.

Help Desk: Assistance from the *EADA* Help Desk is available toll-free by telephone at (888) 233-5421 and e-mail (eadahelp@westat.com) year-round. The telephone help desk is staffed from 8:00 a.m. to 6:00 p.m. Eastern time, Monday through Friday. Voicemail is available at all times.

- If a staff member is not available when you call, please leave a message with the following information and someone will return your call as soon as possible:
 - Your name and title
 - The name of your school
 - A brief description of why you are calling
 - Your telephone number
 - The best time to call you back
- If you e-mail the help desk, please include the following information and someone will respond as soon as possible:
 - Your name and title
 - The name of your school

- A detailed description of why you are e-mailing

Please note that if you call the help desk and leave a message, there is no need to e-mail the help desk as well, and vice versa.

Email Correspondence

At certain stages during the data collection period, the Help Desk sends e-mails for various reasons. If you have not registered by a particular date, the Help Desk will send an e-mail as a friendly reminder so that your institution does not miss the deadline. If you enter your data, but forget to check for errors, or forget to lock your survey, the Help Desk will contact you as a reminder. If questions arise upon reviewing your data, the Help Desk will send an e-mail that asks you to contact them to resolve the problem.

Navigation

- **Data fields:** On each data entry screen you can move from one data field to the next using the tab key or you can position the cursor with your mouse to make a selection.
- **Screens:** You can move from screen to screen in two ways:
 - After you complete a screen, click on the **Next** or **Previous** button at the bottom of the screen to move through the survey screens sequentially.
 - Use the navigation menu on the left side of each screen to either move through the survey screens sequentially or to select a specific screen.

Note: Do not use the back button to navigate through the screens as the system cannot save your text.

Reset button

You can click on the **RESET** button at the bottom of the data entry screens to clear your entries and start again. Once you have saved your data on a screen, the **RESET** button will return your data to the last saved data for that screen. You will have to delete individual entries to clear the data.

Caveat boxes

Each data entry screen has a caveat box. It provides space to write anything you think would help the reader better understand the data on that specific screen. For example, if your expenses this year were significantly greater than your expenses for the last few years, you can explain the increase. Or, you can explain that although the equestrian team has historically been a coed team, because there were no male participants this reporting year, that team is considered a women's team for the purposes of the *EADA Survey*.

Caveats are optional in all but one case. If you select **Other Sports** on the Sports Selection screen, you must enter the name of the sport(s) in the caveat box on that screen. Please note that the caveats entered on Sport Selection screen will not appear on the public website. If you want the information to appear on the public site, enter it on the Athletic Participation screen.

Caveat:

The caveat on this screen is for internal use and does not appear on the EADA Dissemination Website (public site). If you want information to appear on the public site, enter it on the Athletic Participation screen.


* If you indicated in the caveat box that your other sports are Dancing and/or Cheerleading, please specify in the caveat box that these are competitive varsity teams (i.e., not pep squads).


Be concise when providing additional text as the caveat boxes allow only 1,000 characters each. Please do not include duplicate caveats (i.e., the same caveat on multiple screens). Double-check your entries for spelling and grammar because the caveats will appear along with your data on the Office of Postsecondary Education's public website.


Note: Do not use the symbols < or > in your text. The survey system cannot save your text if you do. Also, if you do not want to add a caveat to your data, please leave the caveat box blank. Do not write "None," "N/A," or similar text in the box as it will be deleted.

Errors


If the system detects an error when you save data on a specific screen, you will see an icon next to the associated data field. Click on the icon to view an explanation of the problem.

The  icon indicates a **fatal error** that must be fixed before you can lock your survey.

The  icon indicates that a **confirmation or explanation** is needed before you can lock your survey. Enter your confirmation/explanation in the box provided. For example, if you get the error message shown in the box below, an acceptable explanation might read, “The men and women on our equestrian team compete as equals.” **Please do not use the caveat box to explain an error.** The confirmation/explanation text that you enter in the box will be read by our content specialists, but will not appear on the public website.

The  icon indicates that the error has been resolved.

The  icon indicates that the error has been reviewed and then Overridden by the survey Administrators.

 **FATAL ERROR: You must fix this error.**



The number of participants must be greater than or equal to 5. If you have no participants in this sport, uncheck the sport on the Sports Selection screen.

CLOSE * Help Desk Phone: (800) 435-5985 Help Desk Email: eadahelp@westat.com.
* Remember that each time you correct an error(s), you must click the 'Save' button on the bottom of that survey screen.

Confirming your survey’s status

There are two ways to check the status of your survey. To check the status of specific screens, go to the Survey Navigation screen. The status for each screen will read “Updated,” “Not Updated” or “Updated and has errors.” Some screens cannot be edited. These screens will be noted as “Read Only” and do not need to be updated. To check the status of the survey, go to the Survey Navigation screen and complete Step 3: Lock the survey.

Step 3: Lock the survey

<div style="border: 1px solid #ccc; padding: 5px; margin-bottom: 5px;">Review Caveat/ Campus Description</div> <div style="border: 1px solid #ccc; padding: 5px; margin-bottom: 5px;"> You must complete this step before check errors</div>	<div style="border: 1px solid #ccc; padding: 5px; margin-bottom: 5px;">Check for errors</div> <div style="border: 1px solid #ccc; padding: 5px; margin-bottom: 5px;"> Check for errors</div>
---	---

LOCK THE SURVEY

Printing survey screens

There are various ways to print your survey screens.

- To print **blank** screens:
 - From any screen in the survey, select **Survey Navigation** in the lower left-hand side of your screen. Select **Blank Survey Forms** and then select the form appropriate for your institution.
 - From the **Survey Navigation** screen, under **Printable Forms**, select **Blank Survey Forms** and then select the form appropriate for your institution.
 - Select **Print Survey Forms** on the Log In screen Help page. Select **Print Survey Form**.
- To print screens with partial or completed data:
 - From the **Survey Navigation** screen, under **Printable Forms**, select **Survey Data**.
 - To save a PDF file: Follow the instructions above for printing your partial or completed screens and once the form is opened on a new tab, click on the **PRINT** button and select **save as PDF**.

Note: We strongly recommend that you print a copy of your completed survey for your records.

Be sure to retain the *EADA Report* and all supporting records used in compiling the report for the three years from the latest publication. For example, the 2021 *EADA Report* and supporting records must be kept until October 15, 2024.

Worksheets

Worksheets are available to assist you in preparing your data. They are located under the Help option on the header of the Log In screen. Worksheets are also available from any screen in the survey under the Help menu on the right-hand side of your screen.

Available worksheets include:

- Participant Unduplicated Count Worksheet
- Coaches' Salaries Worksheet
- Athletically Related Student Aid Worksheet
- Recruiting Expenses Worksheet
- Operating (Game-Day) Expenses Worksheet A
- Operating (Game-Day) Expenses Worksheet B
- Total Expenses Worksheet
- Expenses Not Allocated by Gender/Sport Worksheet
- Total Revenues Worksheet
- Revenues Not Allocated by Gender/Sport Worksheet
- All Expenses Worksheet

Other important information

Reporting period: You are reporting for a 12-month period. Neither the time a particular expense is incurred (e.g., postseason) nor the source of revenues used to pay for a particular expense (e.g., fund-raising) during that time period is relevant.

- You are expected to maintain the same 12-month reporting period from year to year. That is, if your reporting period was from 07/01/2019 to 06/30/2020 for the previous year's survey, your reporting period should be from 07/01/2020 to 06/30/2021 for this year's survey. If you must change the 12-month reporting period, (for example, your institution's fiscal year changes) you must include all monies for that period even if you previously reported a portion of the monies on last year's survey when you had a different fiscal year. Be sure to explain the situation on the Supplemental Information screen.
- If your reporting period starts on any date other than the first of the month, you will be required to explain this information.

Use whole numbers: Enter whole numbers only, except for the Head Coaches' Salaries and Assistant Coaches' Salaries screens. Those screens ask for full-time equivalents (FTEs) which may be entered as decimals. Do not use commas or dollar signs.

Use actual numbers: Do not round numbers beyond the next dollar.

A Note about the National Collegiate Athletic Association (NCAA) Financial Reporting Survey

Although the NCAA survey collects similar data to the *EADA Survey*, the two surveys are not identical. The survey systems do not always calculate data in the same manner and do not always use the same definitions; therefore, the numbers will not necessarily match. Unlike the NCAA Survey, the *EADA Survey* does not have to be approved by an institution's CEO and does not require an external review. An institution may not submit the NCAA survey to the U.S. Department of Education in place of the *EADA Survey*.

Browsers and Cookies

The survey application has been formatted to work in Chrome, Edge, Firefox and Internet Explorer (IE).

Once you have logged in to the *EADA Survey*, a cookie is used to ensure that you alone are allowed to access your institution's data and to ensure that no unauthorized users can modify the existing data. A cookie is a small file that a website transfers to your computer's hard drive, usually to keep track of you while you are connected to that site. The cookies on the *EADA Survey* site do not collect information about you; they collect information about your browser session. The cookie makes it easier for the *EADA Survey* system to keep track of your login information, without having to provide the same information again as you move from one screen to another. The cookie and the information about your session are destroyed immediately after you close your browser, and are not stored on your computer. For more information, please click on the **Privacy Statement** link in the footer of the survey Log In screen.

The Web-based Data Collection

Getting Started

Registration Packet

Starting in 2021, all registration information will be sent to institutions via email. Two emails will be sent from the EADA Help Desk to the chief administrative officer (e.g., president, provost, director, chancellor) of every postsecondary Title IV institution a few weeks before the data collection opens. The text of the first email will include the institution's User ID, the survey web address, survey collection dates, and Help Desk contact information, and one letter from the U.S. Department of Education. The letter is from the U.S. Department of Education to inform the chief administrator about the upcoming EADA web-based data collection. A second email sent to the chief administrative officer will include the institution's password, provided separately from the User ID for security reasons. The following contents will be included in these two emails:

Contents	Description
User ID	Typically, the User ID consists of an uppercase letter followed by 7 numbers. For example: E1234567.
Password	The password consists of 9 characters, made up of uppercase letters, lowercase letters, numbers, and symbols. For example: A1BcaaD%. Note: A new password is issued every year.
Web address	The web address is the address you must enter into your computer's browser to access the survey site. The site is located at: https://surveys.ope.ed.gov/athletics .
Telephone number for help desk	This is a toll-free number to call if you need help with the survey. The number is (888) 233-5421.
E-mail address for help desk	This is the address to use if you would like help with the survey via e-mail. The address is: eadahelp@westat.com .
Data collection dates	These are the dates of the current data collection: Sept. 15, 2021 to Nov. 1, 2021.

Although new User IDs and passwords are emailed to schools in early September, you will not be able to log on to the site until the collection opens. The data collection will close at midnight EST on the date indicated. **There are no extensions.**

Please note that although you have until the deadline to complete your survey, it is better to complete it as soon as possible so that if you have any problems or questions, you can receive timely assistance by telephone or e-mail from our help desk staff. The later in the data collection period, the busier the help desk becomes.

Log In

U.S. DEPARTMENT OF EDUCATION
EADA Equity in Athletics Data Analysis

Glossary ? Help

2021 Equity in Athletics Disclosure Act Survey

Survey Closing Countdown

DAYS	HOURS	MINUTES	SECONDS
86	21	26	07

Login to Collection System

You are accessing a U.S. Federal Government computer system intended to be solely accessed by individual users expressly authorized to access the system by the U.S. Department of Education. Usage may be monitored, recorded, and/or subject to audit. For security purposes and in order to ensure that the system remains available to an expressly authorized user, the U.S. Department of Education monitors the system to identify unauthorized users. Anyone using this system expressly consents to such monitoring and recording. Unauthorized use of this information system is prohibited and subject to criminal and civil penalties. Except as expressly authorized by the U.S. Department of Education, unauthorized attempts to access, obtain, upload, modify, change, and/or delete information on this system are strictly prohibited and are subject to criminal prosecution under 18 U.S.C. § 1030, and other applicable statutes, which may result in fines and imprisonment. For purposes of this system, unauthorized access includes, but is not limited to:

- Any access by an employee or agent of a commercial entity, or other third party, who is not the individual user, for purposes of commercial advantage or private financial gain (regardless of whether the commercial entity or third party is providing a service to an authorized user of the system); and
- Any access in furtherance of any criminal or tortious act in violation of the Constitution or laws of the United States or any State.

If system monitoring reveals information indicating possible criminal activity, such evidence may be provided to law enforcement personnel.

ACCEPT

What is the Equity in Athletics Disclosure Act (EADA) Survey ?

The Equity in Athletics Disclosure Act is designed to make prospective students aware of a school's commitment to providing equitable athletic opportunities for its men and women students. Any co-educational institution of higher education that participates in a federal student aid program must prepare an EADA Report by December 31. Institutions must also report data to the U.S. Department of Education via this online survey. This is a mandatory survey.

Data collected in this survey will be published by the Office of Postsecondary Education on the Equity in Athletics Data Analysis Cutting Tool website located at <http://ope.ed.gov/athletics>.

If you want to view the Code of Federal Regulations you must have Adobe Acrobat Reader installed on your computer.

DOWNLOAD
Adobe Acrobat Reader

Institutional Burden

According to the Paperwork Reduction Act of 1995, no persons are required to respond to a collection of information unless it displays a valid OMB control number. The valid OMB control number for this information collection is 1840-0827. The time required to complete this information collection is estimated to average 5.5 hours, including the time to review instructions, search existing data resources, gather the data needed, and complete and review the information collected.

EADA and Title IX Compliance

The data collected in this survey are provided by institutions in accordance with the EADA and may not be the same as data used for determining compliance with other Federal or state laws, including Title IX of the Education Amendments of 1972.

OMB: NO. 1840-0827
APPROVAL EXPIRES: 08/31/2022

Chief Executive Letter | Privacy Statement

To access the survey, enter <https://surveys.ope.ed.gov/athletics> into your browser. The survey Log In screen is the first screen you will see.

Enter your 2021 User ID and password in the boxes under **Login to Collection System** on the right side of your computer screen. They are **case sensitive** so you must enter them exactly as they are shown on the registration certificate. Do not tell the survey application to remember your password as you will have to change it on the Change Password screen. Next, click on the **Log In** button.

If you are attempting to log in for the first time, but have misplaced your User ID and/or password, please call the *EADA* Help Desk toll-free at (888) 233-5421 or e-mail the help desk at eadahelp@westat.com for assistance.

Change Password

U.S. DEPARTMENT OF EDUCATION

EADA Equity in Athletics
Data Analysis

Glossary ? Help

Change Password [screen instructions](#)

-Thank you for logging on to the Campus Safety and Security data Collection system.
-For security purposes, you must change your password using the rules that follow.
-Please keep a record of your new password in a secure place as you will need it each time you re-enter this site

Rules for change password:

- Must be between eight and fourteen characters long
- Must contain at least one upper case character (A, B, C ...)
- Must contain at least one lower case character (a, b, c...)
- Must contain at least one numeric character (1, 2, 3 ...)
- Must contain at least one special character (!, @, #, \$, %, ^, & or *)

Password on registration certification

New Password

Confirm New Password

CHANGE PASSWORD

For security reasons, the Change Password screen prompts you to change the password that you initially used to log in to the survey. Use the rules printed on the screen to create your new password and follow these steps:

1. Enter your password in the **Original Password** field.
2. Enter your new password in the **New Password** field.
3. Enter your new password again in the **Confirm New Password** field.
4. Click on the **Change Password** button.
5. Keep a record of your new password in a secure place as it will be the password you need each time you log in to the survey. **That is, the password printed on the registration certificate will become inactive after you create a new one, and only the new password will allow you to re-enter the survey.**

Forgot Your Password

The screenshot shows the EADA website header with the logo and navigation links. The main content area features a 'Password Help' form. The form includes a title, a link to 'screen instructions', a paragraph of instructions, two input fields for 'User ID' and 'E-mail Address', a green 'RESET AND SEND PASSWORD' button, and a footer with contact information for the EADA Help Desk.

U.S. DEPARTMENT OF EDUCATION
EADA Equity in Athletics
Data Analysis

Glossary ? Help

Password Help [screen instructions](#)

If your institution has already registered for the survey but you have forgotten your password:

- Please enter your user id and the e-mail address that is listed on the Registration screen.
- Click on the 'Reset and Send Password' button. We will verify your information and send you a temporary password. After you login using the temporary password you will be prompted to create a new password.

User ID

E-mail Address

RESET AND SEND PASSWORD

If your institution has not yet registered for the survey, please contact the EADA Help Desk at (888) 233-5421 or e-mail the help desk at eadahelp@westat.com.

Chief Executive Letter | Privacy Statement

If you have logged in before and misplace or forget your new password but you know your user ID, click on the **Forgot your password?** link next to the **Log In** button.

Enter your User ID and the e-mail address that is listed on the survey Registration screen. The survey system will reset your password and send it to that address. If the e-mail address you enter does not match the address on the Registration screen or if it is not a valid address, the system cannot send your password and you must contact the *EADA* Help Desk toll-free at (888) 233-5421 or e-mail the help desk at eadahelp@westat.com for assistance.

Note: If your institution is participating in the EADA Survey for the first time, and you forget the password for your initial log in, you must contact the help desk by telephone or e-mail because you will not yet have entered an e-mail address on the Registration screen.

Assigning More Than One Password

U.S. DEPARTMENT OF EDUCATION
2021 Equity in Athletics Disclosure Act Survey

Sample University (E9000011)(1)

User ID: E9000011
[Edit User](#)

Add Users/Passwords

[screen instructions](#)

Request Additional User IDs and Passwords.

Current Additional Users

[+ Add User](#)

No additional users to display. Click "Add User" to request a new additional user and password.

[RETURN](#)

Help

(888) 233-5421
eadahelp@westat.com
[User's Guide \(Survey Instructions\)](#)
[Glossary of Terms](#)
[Chief Executive Letter](#)
[Worksheets](#)
[Privacy Statement](#)
[Help Desk E-mails](#)

Printable Forms

[Institution Information](#)
[Blank Survey Forms](#)
[Survey Data](#)

You can assign multiple passwords for additional users by clicking on **Edit User** drop-down under User ID in the upper right corner of the screen. Select the **Add Users/Passwords** option from the drop-down. Click on **Add User** link and you can select up to 6 additional users. When an additional user logs in for the first time, he or she will be prompted to change their password on the Change Password screen just as the primary user did.

Although an additional user will have access to your institution's survey, only the primary user can lock the survey upon completion.

Survey Eligibility



Survey Eligibility

Your institution is required to participate in this survey if the institution:

- Participates in Federal Student Aid programs authorized by Title IV of the Higher Education Act,
- Participates in intercollegiate athletics at the varsity level, and
- Is a coed institution.

If this institution does not meet all three of the criteria listed above, please call the EADA Help Desk toll-free at (888) 233-5421.

If this institution meets all three criteria listed above, click on Submit.

SUBMIT

The purpose of the Survey Eligibility screen is to confirm that your institution is required to participate in the *EADA Survey*. The term “coeducational” refers to the composition of the school’s undergraduate student body. For EADA purposes, a school that has at least one male and one female undergraduate student is considered coeducational. If your school only has female undergraduates or only has male undergraduates, the *EADA* does not apply to your school’s intercollegiate athletic program. If your school has traditionally been a single-sex school but now enrolls even one undergraduate student of the opposite sex, your school is considered to be coeducational for the purposes of the *EADA* and must participate in the survey.

For EADA purposes, a school that has at least one male and one female undergraduate student is considered coeducational. If your school only has female undergraduates or only has male undergraduates, the EADA does not apply to your school’s intercollegiate athletic program. If your school has traditionally been a single-sex school but now enrolls even one undergraduate student of the opposite sex, your school is considered to be coeducational for the purposes of the EADA and must participate in the survey.

Read the three criteria on the Survey Eligibility screen. If your institution meets all three criteria, click on the **Submit** button at the bottom of the screen. This will take you to the Change Password screen. If your institution does not meet all three criteria, or your institution is a single-sex school that reported opposite-sex students in IPEDS for reasons related to gender identification, call the *EADA* Help Desk toll-free at (888) 233-5421.

Note: *EADA Survey* reporting is based on the way an institution reports to IPEDS. If your institution has multiple campuses under a single IPEDS number (whether or not those campuses have combined or separate athletic programs), or if your school is part of a consortium that combines its varsity athletics programs, you should submit combined numbers in a single survey. Please call the help desk for guidance on how to report before proceeding with the survey.

Important – Please read this before you begin...

U.S. DEPARTMENT OF EDUCATION
2021 Equity in Athletics Disclosure Act Survey

Sample University (E9000011)(1)

User ID: E9000011
[Edit User](#)

Important Information

Please read this before you begin...

The EADA Survey is not an accounting report. It collects data about revenues and expenses that are similar to data from an income and expense statement. You should not include information about capital assets and related debts. When reporting revenues from institutional support include budgeted dollars that were not spent only if those dollars remained in the athletic department's or team's budget at the end of the year. For example, if a sport is budgeted \$20,000 for the year, and at the end of the year the sport has only spent \$11,000, there is a \$9,000 surplus. If the \$9,000 remained in the athletics department's or team's budget, you should include the \$9,000 in your reported revenues. If, however, the \$9,000 was taken out of the athletics department's or team's budget, do not include the \$9,000 in your reported revenues.

A number of terms used in this survey are EADA-specific. For example, Operating Expenses encompasses specific "game-day" expenses only. We strongly encourage you to use the survey's on-line help features. Links to these features are located on the left side of the Log-In screen and under Help on the horizontal menu bar at the top of your screen after you have logged in. They include: a glossary, a user's guide, and blank survey forms. Each data entry screen also has an Instructions link that accesses screen-specific information from the user's guide.

The survey user's guide takes you step by step through the survey screens. It was developed in part based on questions directed to the help desk. If you still have questions after consulting the user's guide, please call the help desk toll-free at (888) 233-5421 or e-mail us at adahelp@westat.com.

[CLICK HERE TO PROCEED](#)

This screen is designed to assist you in understanding the survey categories and to help you avoid some common mistakes. We urge you to read it before you enter any data. Then click on the **Click Here to Proceed** button.

Registration

U.S. DEPARTMENT OF EDUCATION
2021 Equity in Athletics Disclosure Act Survey

Sample University (E9000011)(1)

User ID: E9000011
[Edit User](#)

Registration

[screen instructions](#)

This screen should contain the name and contact information of the primary person who will enter the survey data. Review the screen and make changes, if necessary.

[User ID: E9000011](#)

First Name	Last Name	Title
<input type="text" value="Typing"/>	<input type="text" value="Typing"/>	<input type="text" value="Typing"/>

Address 1

Address 2 (Optional)

City	State	ZIP Code
<input type="text" value="Typing"/>	<input type="text" value="Maryland"/>	<input type="text" value="Typing"/>

Phone	Extension (Optional)
<input type="text" value="Typing"/>	<input type="text" value="Typing"/>

Fax

E-mail Address	Confirm E-mail Address (Confirm)
<input type="text" value="Typing"/>	<input type="text" value="Typing"/>

Comment

** Please use this box if you would like to provide additional contact information such as a cell phone number or the best time to reach you if there are questions about your survey. Also, if the person listed above is not the person who enters the data, please provide the name and contact information for the person who enters the data. This information is for the survey help desk staff only. It will not be seen by the public.*

Help

- (888)233-5421
- eadahelp@westat.com
- [User's Guide \(Survey Instructions\)](#)
- [Glossary of Terms](#)
- [Chief Executive Letter](#)
- [Worksheets](#)
- [Privacy Statement](#)
- [Help Desk E-mails](#)

Printable Form

- [Institution Information](#)
- [Blank Survey Forms](#)
- [Survey Data](#)

You must complete this screen before you can continue with the survey. You will be asked to complete this screen only once. Upon subsequent logins, you will be taken directly to the Survey Navigation screen.

To access this screen after you have initially registered, go to the **Edit User** drop down menu in the top right of the screen, under your User ID. Select **Registration** from the drop down menu.

Information you need to complete this screen:

- Enter the contact information for the individual with primary responsibility for completing the survey. This is the person we will contact if we have questions about the data.
- Make sure your e-mail address is correct and then enter it again in the “Confirm e-mail address” field. If it is incorrect, it will delay the receipt of important information about the status of your survey.
- We suggest that you review/complete the Registration screen when the *EADA Survey* site first opens so that we know you were able to log in.

Screen instruction:

This screen should contain the name and contact information of the primary person who will enter the survey data. Review the screen and make changes, if necessary.


Directions:

1. If your institution is participating in this survey for the first time, complete the screen, making sure to fill in every field except one marked Optional. If you do not enter information in the required fields, you will not be able to proceed with the survey.
2. If your institution participated in the previous year’s survey, the screen will be pre-filled. Review the information and make changes if necessary.
3. Optional: Enter information in the Comment box, if you would like to provide additional contact information such as a cell phone number or the best time to reach you if there are questions about your survey. Also, if the person listed above is not the person who enters the data, please provide the name and contact information for the person who enters the data. This information is for the survey help desk staff only. It will not be seen by the public
4. After you finish completing, reviewing, or updating the screen, click on the **Update** button to continue (even if you did not make any changes.)

Note: If you want to edit the **Registration** screen after it has been updated and you have moved on to another screen, select **Edit User** under the User ID at the top of your screen. Then select **Registration** from the drop-down menu.

Print Registration Certificate



Once the registration screen has been successfully updated, the system will provide the **Click here for Registration Certificate** link at the bottom of the screen. Save a copy of your registration certificate for you records. Registration Certificates cannot be recreated or emailed.

 [Click here for Registration Certificate](#)

UPDATE NEXT

! **Success** Registration has been updated successfully.

Select the link to print or get a PDF of the Registration Certificate.

 [Print](#)  [Get PDF](#)

EADA Survey Registration Certificate

Registered EADA Administrator:
Sample University
(E1007061)

Thank you for updating your registration information for the
2021 EADA data collection.
Please remember to complete and lock your survey by
November 1, 2021.

This certificate was prepared on **October 1, 2021**

NOTE: Using the print button may cause The Department of Education watermark on the certificate to not be printed due to browser settings.

CLOSE

Survey Navigation/Status

The Survey Navigation/Status screen is the hub of the survey. It shows how far you've progressed in the survey and what, if anything, you need to do next. It provides links to the various survey screens and allows you to go back and review or change data.

You will be directed to the Survey Navigation screen after you complete Registration Screen. From this point on you can access the Survey Navigation screen from other survey screens by selecting the **Survey Navigation** link at the bottom of the Navigation Menu that will appear on the left side of each screen.

The Survey Navigation screen walks you through the steps in completing the survey.

Step 1: Update Institution Information: When you begin your survey, the screen will contain a link to the Important General Survey Info and Institution Identification screen. Instructions for completing the Institution Identification screen are provided beginning on page [21](#) of this user's guide. Once this screen is complete it will say "Updated" in green text.

Step 2: Update Screening Questions and Complete the Survey: You must complete Step 1, the Institution Identification screen, to access the Screening Questions. Once Step 1 is complete, a link for Screening Questions will be available under Step 2. Instructions for completing the Screening Questions can be found on pages [23 & 24](#) of this user's guide.

Once you have updated the Registration and Institution Identification screen, you will get access to the preliminary screens which must be completed before you can enter other data which are:

- Screening Questions
- Sports Selection
- Participants

Note that if you complete the Screening Questions, the Sports Selection, and the Athletics Participation screens and save them, but return to them later and change any data, you must re-save not only those screens, but all other screens that contain data.

Once you have updated the preliminary screens, links to the remaining data entry screens for your institution will be visible and available under Step 2. Instructions for completing these screens are included in this user's guide.

Once these screens are updated, it will say "Updated" in green text next to each link. If a screen has errors that need to be addressed prior to locking the survey it will say "Updated and has errors" in red text. Instructions for completing these screens are included in the remaining sections of this user's guide.

Step 3: Lock the survey: Once you have completed the data entry screens, you must review your caveats (if you have any). Select the appropriate link (**Review Caveat/Institution Description**) and follow the instructions on the screen.

Next select the **Check for Errors** link in the menu. If the survey system has detected any errors they will be listed in the report and you must fix them before you can lock the survey. Instructions for fixing errors are located earlier in this user's guide.

When your survey is complete and locked, a “**Click here for Survey Completion Certificate**” link will appear at the bottom of the page. This link leads to a certificate of completion that can be saved or printed for your records. *Completion Certificate cannot be recreated or emailed.*

U.S. DEPARTMENT OF EDUCATION
2021 Equity in Athletics Disclosure Act Survey
Sample University (E9000011)(1) User ID: E9000011
[Edit User](#)

Survey Navigation

Complete and lock survey.

Step 1: Update Institution Information

Important General Survey Info Updated

Institution Identification Updated

Step 2: Update Screening Questions and Complete the Survey

Screening Questions
Screening Questions Updated ✔

Sports Selection
Sports Selection M Updated ✔

Participants
Participation M Updated ✔

Head Coaching Staff
Head Coaches M. Teams Updated ✔
Head Coaches' Salaries M Updated ✔

Student Aid
Student Aid M Updated ✔

Recruiting Expenses
Recruiting Expenses M Updated ✔

Operating Expenses
Operating Expenses II M Updated ✔

Total Expenses
Expenses M Updated ✔

Total Revenues
Revenues M Updated ✔

Summary
Summary M Not updated ⊖

Supplemental Info
Supplemental Information (optional) Not updated ⊖

Step 3: Lock the survey

Review Caveat
❗ You must complete this step before you check for errors

Check for Errors
❗ Check for errors

LOCK THE SURVEY

[screen instructions](#)

Options at this point ⊖

Click on the links in the Navigation Menu to complete the data entry screens. You may move from screen to screen sequentially by clicking on the "Next" button at the bottom of the screen, or you may use the side navigation menu to select a specific screen.

Click on the links in the Navigation Menu under Step 3: Lock the survey, click on Review Caveat if you have any. Then Click on Check for Errors to see if the survey system has detected any errors in the data you have entered. If there are errors, use the links on the Error Report screen to select the appropriate screen and correct the data.

When there are no unresolved errors on your Error Report, you can proceed with locking the survey for selected institution and get the completion certificate.

Help ⊖

(888) 233-5421
eadahelp@westat.com
[User's Guide / Survey Instructions](#)
[Glossary of Terms](#)
[Chief Executive Letter](#)
[Worksheets](#)
[Privacy Statement](#)
[Help Desk E-mails](#)

Printable Forms ⊖

[Institution Information](#)
[Blank Survey Forms](#)
[Survey Data](#)

Institution Identification

Survey Navigation > Identification

Identification

[screen instructions](#)

Please enter/review all applicable information. You cannot change the hard-coded name of your institution on this screen. If the name has changed, it will be changed on subsequent surveys after notification from your institution's accrediting agency.

Update Status

Date Completed: 10/16/2021 [Updated](#)

General Information

Institution Name : Central Alabama Community College

Address 1

Address 2 (Optional)

City State ZIP Code

Phone Extension (Optional)

Institution Name Alias (Optional)

Athletic Department

Athletic Director Name

Address 1

Address 2 (Optional)

City State ZIP Code

Phone Extension (Optional)

Chief Administrative Officer

Admin Name

Title

Admin Email

Phone Extension (Optional) Fax (Optional)

EADA General

Designated Reporting Year

*Note: The reporting period must be 12 months. The dates for the reporting year should be consistent from year to year.

Begins: / 2020 Ends: / 2021

Number of Full-time Undergraduates by Gender

The numbers below were reported on your institution's 2020-21 IPEDS Survey and should not be changed unless they were reported incorrectly to IPEDS. The numbers indicate the full-time certificate or degree-seeking total. If the numbers are incorrect, please call the EADA Help Desk.

	Number	Percent
Male full-time undergraduates	338	47%
Female full-time undergraduates	379	53%
Total full-time undergraduates	717	100%

Athletic Sanctioning Body for the Designated Reporting Year (select one):

- NCAA Division I-FBS NAIA Division I OOCAA
 NCAA Division I-FCS NAIA Division II NWAC
 NCAA Division I without football NJCAA Division I USCAA
 NCAA Division II with football NJCAA Division II Independent
 NCAA Division II without football NJCAA Division III Other
 NCAA Division III with football NCCAA Division I
 NCAA Division III without football NCCAA Division II

Other Description:

This screen asks for contact information for your institution and your athletic department, the reporting year for which you will enter data, the number of full-time undergraduate students at your institution, and your athletic sanctioning body.

Information you need to complete this screen:

- The contact information for your **institution's chief administrative officer** will be taken from this screen and used on the mailing label for next year's survey registration packet. Please make sure that the information is current.
- If your institution completed a survey for the prior year most of the information will be pre-filled. You may update the information on the screen with the exception of the hard-coded institution name. If the name of your institution has changed, please notify the agency that accredits your institution. Note the new name on the Supplemental Information screen so that readers are aware of the change.
- The pre-filled number of **full-time undergraduates** is taken from your institution's fall 2020 IPEDS Fall Enrollment Survey. The numbers indicate the full-time certificate or degree-seeking total. The numbers should not be changed unless they were reported incorrectly on that survey. To change the number, please email a copy of the updated 2020 IPEDS survey to the help desk at eadahelp@westat.com.
- You are expected to maintain the same **12-month reporting period** from year to year. That is, if your reporting period was from 07/01/2019 to 06/30/2020 for the previous year's survey, your reporting period should be from 07/01/2020 to 06/30/2021 for this year's survey. If you must change the 12-month reporting period, because, for example, your institution's fiscal year changes, be sure to note the change and the reason for it on the Supplemental Information screen. If your reporting period starts on any date other than the first of the month, you will be required to explain this information.
- You can select only one **athletic sanctioning body** on this screen. If your institution has multiple varsity sports and multiple sanctioning bodies, you may note this on the Supplemental Information screen if you'd like.

Screen instruction:

Please enter/review all applicable information. You cannot change the hard-coded name of your institution on this screen. If the name has changed, it will be changed on subsequent surveys after notification from your institution's accrediting agency.

Directions:

1. If your institution is participating in this survey for the first time, complete the screen.
2. If your institution participated in this survey last year, review the pre-filled information and make any necessary changes.
3. After you complete/review the screen, select **Update** to record your information. If the system does not detect any errors, you will get the message "Identification has been updated successfully." Select **Return to Survey Navigation** to continue

Note: If you want to edit the **Identification** screen after it has been updated and you have moved on to another screen, select **Survey Navigation** on the vertical menu bar on the left side of your screen where you can select the **Institution Identification** link again to access and edit the screen.

Screening Questions

U.S. DEPARTMENT OF EDUCATION
2021 Equity in Athletics Disclosure Act Survey

Sample University (E9000011)(1) User ID: E9000011
Edit User

Screening Questions

[screen instructions](#)

Please answer these questions carefully as your responses will determine which subsequent data entry screens are appropriate for your institution.

1. How will you report Operating (Game-day) Expenses?

By Team Per Participant

2. Select the type of varsity sports teams at your institution.

Men's Teams
 Women's Teams
 Coed Teams

3. Do any of your teams have assistant coaches?

Yes
 Men's Teams
 Women's Teams
 Coed Teams
 No

If you save the data on this screen, then return to the screen to make changes, note the following:
1) If you select an additional type of team remember to include associated data for that type of team on subsequent screens;
2) If you delete a type of team but have already entered associated data on other screens, all associated data for that type of team will be deleted from subsequent screens. However, because the survey system has to recalculate the totals, you must re-save every screen.

Information you need to complete this screen:

- Respond to these questions carefully, as the answers you provide will determine which subsequent survey screens are appropriate for your institution.
- A **coed team** is a single team on which men and women compete as equals.
A coed team is **not**:
 - A team on which both men and women are eligible to join, but that has only men or only women participants for the reporting period.
 - A men's team and a women's team traveling on the same bus or sharing equipment or other resources, such as a budget.
 - A men's team and a women's team that practice together but do not compete on the same team.

NOTE: For the purposes of EADA, compete as equals refers to men and women participating in the same event and being judged or scored against each other.

- **Graduate assistants** and **volunteers** who served as assistant coaches are assistant coaches for the purposes of this survey.
- If you save the data on this screen, then return to the screen to make changes to

screening question #2, note the following: (1) If you select an additional sport remember to include associated data for that sport on subsequent screens; and (2) If you delete a sport but have already entered associated data on other screens, all associated data for that sport will be deleted from subsequent screens. However, because **the survey system has to recalculate the totals, you must re-save every screen.**

Screen instruction:

Please answer these questions carefully as your answers will determine which subsequent data entry screens are appropriate for your institution.

Directions:

Question 1: **How will you report Operating (Game-day) Expenses?**

Select either “By Team” or “Per Participant.”

Question 2: **Select the types of varsity sports teams at your institution.**

Varsity team is a team that is designated or defined by its institution or an athletic association as a varsity team or primarily competes against other teams that are designated or defined by their institutions or athletic associations as varsity teams.

Question 3: **Do any of your teams have assistant coaches?**

If you have any assistant coaches, select **Yes** and indicate whether they are assistant coaches for Men’s Teams, Women’s Teams, and/or Coed Teams. If you do not have assistant coaches for any of your varsity sports teams, select **No**.

When you have completed this screen, click on **Save** to record your data. If no errors are detected you will get the message “Data saved successfully.” Click on the **Next** button to continue.

Sports Selection

U.S. DEPARTMENT OF EDUCATION
2021 Equity in Athletics Disclosure Act Survey
Sample University (E9000011)(1)
User ID: E9000011
[Edit User](#)

Screening Questions ^

- Screening Questions
- Sports Selection v
- Participants v

error message

- ✖ fatal error
- ⚠ confirm or explain
- ✔ resolved explanation
- 🔒 overridden by admin

? Help

🏠 Survey Navigation

Sports Selection - Sports Selection M W C

[screen instructions](#)

Select the varsity sports teams at your institution.

Sport	Men's	Women's	Coed	Sport	Men's	Women's	Coed
Archery	<input type="checkbox"/>	<input type="checkbox"/>	<input type="checkbox"/>	Badminton	<input type="checkbox"/>	<input type="checkbox"/>	<input type="checkbox"/>
Baseball	<input type="checkbox"/>			Basketball	<input type="checkbox"/>	<input type="checkbox"/>	<input type="checkbox"/>
Beach Volleyball	<input type="checkbox"/>	<input type="checkbox"/>	<input type="checkbox"/>	Bowling	<input type="checkbox"/>	<input type="checkbox"/>	<input type="checkbox"/>
Cross Country	<input type="checkbox"/>	<input type="checkbox"/>	<input type="checkbox"/>	Diving	<input type="checkbox"/>	<input type="checkbox"/>	<input type="checkbox"/>
Equestrian	<input type="checkbox"/>	<input type="checkbox"/>	<input type="checkbox"/>	Fencing	<input type="checkbox"/>	<input type="checkbox"/>	<input type="checkbox"/>
Field Hockey		<input type="checkbox"/>		Football	<input type="checkbox"/>		
Golf	<input type="checkbox"/>	<input type="checkbox"/>	<input type="checkbox"/>	Gymnastics	<input type="checkbox"/>	<input type="checkbox"/>	<input type="checkbox"/>
Ice Hockey	<input type="checkbox"/>	<input type="checkbox"/>	<input type="checkbox"/>	Lacrosse	<input type="checkbox"/>	<input type="checkbox"/>	<input type="checkbox"/>
Rifle	<input type="checkbox"/>	<input type="checkbox"/>	<input type="checkbox"/>	Rodeo	<input type="checkbox"/>	<input type="checkbox"/>	<input type="checkbox"/>
Rowing	<input type="checkbox"/>	<input type="checkbox"/>	<input type="checkbox"/>	Sailing	<input type="checkbox"/>	<input type="checkbox"/>	<input type="checkbox"/>
Skiing	<input type="checkbox"/>	<input type="checkbox"/>	<input type="checkbox"/>	Soccer	<input type="checkbox"/>	<input type="checkbox"/>	<input type="checkbox"/>
Softball		<input type="checkbox"/>		Squash	<input type="checkbox"/>	<input type="checkbox"/>	<input type="checkbox"/>
Swimming	<input type="checkbox"/>	<input type="checkbox"/>	<input type="checkbox"/>	Swimming and Diving (combined)	<input type="checkbox"/>	<input type="checkbox"/>	<input type="checkbox"/>
Synchronized Swimming		<input type="checkbox"/>		Table Tennis	<input type="checkbox"/>	<input type="checkbox"/>	<input type="checkbox"/>
Team Handball	<input type="checkbox"/>	<input type="checkbox"/>	<input type="checkbox"/>	Tennis	<input type="checkbox"/>	<input type="checkbox"/>	<input type="checkbox"/>
Track and Field (Indoor)	<input type="checkbox"/>	<input type="checkbox"/>	<input type="checkbox"/>	Track and Field (Outdoor)	<input type="checkbox"/>	<input type="checkbox"/>	<input type="checkbox"/>
Track and Field and Cross Country	<input type="checkbox"/>	<input type="checkbox"/>	<input type="checkbox"/>	Volleyball	<input type="checkbox"/>	<input type="checkbox"/>	<input type="checkbox"/>

* If you indicated in the caveat box that your other sports are Dancing and/or Cheerleading, please specify in the caveat box that these are competitive varsity teams (i.e., not pep squads).

If you save the data on this screen, then return to the screen to make changes, note the following:
 1) If you select an additional team remember to include associated data for that sport on subsequent screens;
 2) If you delete a sport but have already entered associated data on other screens, all associated data for that sport will be deleted from subsequent screens. However, because the survey system has to recalculate the totals, you must re-save every screen.

[PREVIOUS](#)
[SAVE](#)
[NEXT](#)
[RESET](#)

Note: Instructions in this user’s guide address men’s, women’s, and coed teams. Please apply the information as appropriate for your school. For example, if you have women’s teams only, follow the instructions that apply to women’s teams and ignore the instructions that apply to men’s teams and coed teams.

Information you need to complete this screen:

- Include all **varsity** teams, not just those that are governed by your institution’s athletic sanctioning body.

- **Varsity team** is a team that is designated or defined by its institution or an athletic association as a varsity team or primarily competes against other teams that are designated or defined by their institutions or athletic associations as varsity teams.
- The *EADA* does not apply to **intramural or club teams** even if those teams play a limited number of intercollegiate games against varsity teams.
- To be considered a varsity sport under the *EADA*, an activity must also be considered a sport for purposes of Title IX of the Education Amendments of 1972 (Title IX), 20 U.S.C. § 1681 *et seq.* The Department’s Office for Civil Rights, which enforces Title IX, published [Guidance on Determining which Athletic Activities Can Be Counted for Purposes of Title IX Compliance](#) (2008). The Guidance provides clarifying information to help institutions determine which intercollegiate athletic activities can be counted as a sport for the purpose of compliance with Title IX of the Education Amendments of 1972 (Title IX), 20 U.S.C. § 1681 *et seq.* This Guidance is useful for institutions as they evaluate their athletics programs for compliance with both the *EADA* and Title IX.
- Competitive varsity **Dancing and/or Cheerleading** should be included under “other sports.” Indicate in the caveat box that your “other sports” are Dancing and/or Cheerleading, and specify that these are competitive varsity athletic teams (i.e., not pep squads). For *EADA* reporting purposes, non-competitive Dance and/or Cheerleading should not be included as a separate team.
- A **coed team** is a single team on which men and women compete as equals.

A coed team is **not**:

- A team on which both men and women are eligible to join, but that has only men or only women participants for the reporting period.
- A men’s team and a women’s team traveling on the same bus or sharing equipment or other resources, such as a budget.
- A men’s team and a women’s team that practice together but do not compete on the same team.
- If your institution has track and field teams and/or swimming and diving teams, you have a choice regarding how you report for them:
 - If you have a combined budget for your track and field teams, you should choose Track and Field and Cross Country (combined), and report for these teams in a combined manner throughout the survey. (If you have, for example, outdoor track and cross country, but not indoor track, you can still choose Track and Field and Cross Country (combined), and then explain in the caveat box that your institution does not have indoor track.) If you choose to report for these teams in a combined manner, do not check each individual track and field team. Also, **do not combine** your men’s teams with your women’s teams. That is, if you choose Track and Field and Cross Country (combined) under men’s teams, and you also want to report in a combined manner for your women’s track and field teams, you must choose Track and Field and Cross Country (combined) under women’s teams as well.
 - If you have a combined budget for your swimming and diving teams, you should choose the Swimming and Diving (combined) category, and report for these teams in a combined manner throughout the survey. If you choose to report for these teams in a combined manner, do not check Swimming or Diving. Also, **do not combine** your men’s teams with your women’s teams. That is, if you choose Swimming and Diving

(combined) under men's teams, and you also want to report in a combined manner for your women's swimming and diving teams, you must choose Swimming and Diving (combined) under women's teams as well.

- If your institution had **costs for a team that did not have any games during the reporting period** (i.e., start-up teams or discontinued teams), do not select that sport on this screen. Include the monies only on the Total Revenues and Total Expenses screens in the "Not Allocated by Gender/Sport" field. You can explain this situation in the caveat box on the Sports Selection screen and on the Athletics Participation screen.
- If you save the data on this screen, then return to the screen to make changes, note the following: (1) If you select an additional team remember to include associated data for that sport on subsequent screens; and (2) If you delete a sport but have already entered associated data on other screens, all associated data for that sport will be deleted from subsequent screens. However, because **the survey system has to recalculate the totals, you must re-save every screen.**

Instructions for how to report for a sport that did not compete during the reporting period due to COVID-19 are available in Appendix A.

Screen Instructions:

Select the varsity sports teams at your institution.

Directions:

1. Identify all of your men's varsity sports teams, all of your women's varsity sports teams, and all of your coed varsity sports teams, as appropriate.
2. If you select Other Sports, identify the sport(s) in the caveat box.
3. Click on the **Save** button at the bottom of the screen. If no errors are detected you will get the message "Data saved successfully." Click on the **Next** button to continue.

Note: The information in the caveat box on this screen will not appear on the Department of Education's Data Tool website. If you are reporting other teams, please enter this information on the Athletics Participation screen as well.

Athletics Participation

U.S. DEPARTMENT OF EDUCATION
2021 Equity in Athletics Disclosure Act Survey
Sample University (E9000011)(1) User ID: E9000011
[Edit User](#)

Screening Questions ▾

Sports Selection ▾

Participants ▾

- Participation M W C

error message

- fatal error
- confirm or explain
- resolved explanation
- overridden by admin

? Help

i Survey Navigation

Participants - Participation M W C [screen instructions](#)

Enter the number of participants as of the day of the first scheduled contest.

Varsity Teams	Men's Teams	Women's Teams
Archery	<input type="text"/>	<input type="text"/>
Beach Volleyball	<input type="text"/>	<input type="text"/>
Field Hockey	<input type="text"/>	<input type="text"/>
Total Participants Men's and Women's Teams	<input type="text"/>	<input type="text"/>

Varsity Teams	# Men	# Women
Archery	<input type="text"/>	<input type="text"/>
Total Participants Coed Teams	<input type="text"/>	<input type="text"/>

Grand Total Participants	Men	Women
Grand Total Participants	<input type="text"/>	<input type="text"/>
Unduplicated Count of Participants <small>(This is a head count. If an individual participates on more than one team, count that individual only once on this line.)</small>	<input type="text"/>	<input type="text"/>

Caveat:
(For each men's or women's team that includes opposite sex participants, specify the number of male and the number of female students on that team in this caveat box. This does not apply for coed teams. Additionally, provide any other clarifying information here.)

If you save the data on this screen, then return to the screen to make changes, please note you must re-save every screen because the survey system has to recalculate the totals.

Note: Instructions in this user's guide address men's, women's, and coed teams. Please apply the information as appropriate for your school. For example, if you have women's teams only, follow the instructions that apply to women's teams and ignore the instructions that apply to men's teams and coed teams.

28

Information you need to complete this screen:

- **Participants** are *students who, as of the day of a varsity team's first scheduled contest*
 - (A) *Are listed by the institution on the varsity team's roster*
 - (B) *Receive athletically related student aid*
 - (C) *Practice with the varsity team and receive coaching from one or more varsity coaches.*

A student who satisfies one or more of these criteria is a participant, including a student on a team the institution designates or defines as junior varsity, freshman, or novice, or a student withheld from competition to preserve eligibility (i.e., a redshirt), or for academic, medical, or other reasons.
- **Include:**
 - Fifth-year team members who have already received a bachelor's degree.
 - A student who participates on two teams, for example, the football team and the lacrosse team, as a participant on each of the teams.
 - Male **practice players** who are listed on the women's team roster as of the day of the first scheduled contest should be counted as participants on the women's team. While the "participant" count will not differentiate between these male and female team members, you must specify in the caveat box the number of opposite sex participants. For example, if your women's basketball team has 20 total participants, but 3 of them are male students, include 20 in the box for the number of participants and specify in the caveat box that the women's basketball team's participants include 17 female students and 3 male students. This is different from a coed team (see below).
 - An individual participates on the junior varsity and the varsity team for the same sport, count that individual as one participant for that sport.
- **Do not include:**
 - Individuals who joined the team after the day of the first scheduled contest.
- **Transgender participants** should be counted consistent with their gender identity. For example, a participant who identifies as male should be counted in the same way as other male participants, even if the participant's records or identification documents indicate a different sex.
- A **team's first scheduled contest** is the first competition where the score counts. If the result of the contest doesn't matter in the long run, it wouldn't count. For example, a scheduled scrimmage meets the definition of a team's first scheduled contest if the score counts. If the scrimmage is played just for fun or practice and the result of the scrimmage doesn't matter, it wouldn't count.
- **Varsity team** is *a team that is designated or defined by its institution or an athletic association as a varsity team or primarily competes against other teams that are designated or defined by their institutions or athletic associations as varsity teams.*
- A **coed team** is *a single team on which men and women compete as equals.*
 - If your institution fields a team on which both men and women may participate, but in the year for which you are reporting, that team did not have any women participants or did not have any men participants, do not include that team as a coed sport on the current survey. Instead, include it as a men's team or a women's team based on the actual participants.

- **Reporting participants for combined teams.** Enter the number of participants associated with each team separately. If your institution offers a team, but in the year for which you are reporting that team did not have any participants, do not include that team as a combined sport on the current survey. Instead, return to the sport selection screen and select only the teams for which you had participants.
 - Swimming and Diving (combined) – Two (2) separate fields will be provided for reporting participants, one for Swimming and one for Diving.
 - Track and Field and Cross Country (combined) – Three (3) separate fields will be provided for reporting participants, one each for Cross Country, Indoor Track and Field and Outdoor Track and Field. You must have participants in at least two of the sports to select combined reporting.
- **Unduplicated count** *means a head count of all of the participants on at least one varsity team, by gender.* If an individual participates on more than one varsity team, include that individual only once in your unduplicated count. In other words, picture all of your student-athletes standing in a gym at the same time. Count the males. That is the unduplicated count for men. (The number must be equal to or less than the total number of male participants.) Count the females. That is the unduplicated count for women. (The number must be equal to or less than the total number of female participants.)
 - For example, a student athlete who is on the men’s indoor track team, the men’s outdoor track team and the men’s cross-country team. Count him three times in the Grand Total Participants (once the men’s indoor track team, once on the men’s outdoor track team, and once on the men’s cross-country team). Then count him only once in the unduplicated count.
- This screen must be completed before you can continue with the survey. If you want to enter data on other screens before you have the numbers for this screen, enter the minimum number of participants required for each team as placeholders and save the screen. When you have the actual numbers, enter those numbers and re-save this screen and all other previously saved screens. **You must do this so that the survey system can re-calculate the data.**

Screen instruction:

Enter the number of participants as of the day of the first scheduled contest.

Directions:

1. Enter the number of participants on each of the men’s teams listed on the screen.
2. Enter the number of participants on each of the women’s teams listed on the screen.
3. Enter the number of male participants on each of the coed teams listed on the screen.
4. Enter the number of female participants on each of the coed teams listed on the screen.
5. Enter the unduplicated count of men participating on a men’s or coed team.
6. Enter the unduplicated count of women participating on a women’s or coed team.
7. Click on the **Save** button at the bottom of the screen to record your data.

Note that the system will automatically calculate the data for any other category on this screen.

Head Coaches' Staffing (Men's Teams, Women's Teams, and Coed Teams)

Men's Teams

Screening Questions

Sports Selection

Participants

Head Coaching Staff

- Head Coaches M. Teams
- Head Coaches W. Teams
- Head Coaches C. Teams
- Head Coaches' Salaries M W C

Student Aid

Recruiting Expenses

Operating Expenses

Total Expenses

Total Revenues

Summary

Supplemental Info

error message

- fatal error
- confirm or explain
- resolved explanation
- overridden by admin

[Help](#)

[Survey Navigation](#)

Head Coaching Staff - Head Coaches M. Teams [screen instructions](#)

For each men's team, indicate whether the head coach is male or female, was assigned to the team on a full-time or part-time basis, and whether the coach was employed by the institution on a full-time basis or on a part-time or volunteer basis, by entering a 1 in the appropriate field. The Swimming and Diving (combined) fields allow up to 2 head coaches. The Track and Field and Cross Country (combined) fields allow up to 3.

Varsity Teams	Male Head Coaches				Female Head Coaches				Total Head Coaches
	Assigned to Team on a Full-Time Basis	Assigned to Team on a Part-Time Basis	Full-Time Institution Employee	Part-Time Institution Employee or Volunteer	Assigned to Team on a Full-Time Basis	Assigned to Team on a Part-Time Basis	Full-Time Institution Employee	Part-Time Institution Employee or Volunteer	
Archery	<input type="text"/>	<input type="text"/>	<input type="text"/>	<input type="text"/>	<input type="text"/>	<input type="text"/>	<input type="text"/>	<input type="text"/>	<input type="text"/>
Coaching Position Totals	<input type="text"/>	<input type="text"/>	<input type="text"/>	<input type="text"/>	<input type="text"/>	<input type="text"/>	<input type="text"/>	<input type="text"/>	<input type="text"/>

CAVEAT

[PREVIOUS](#)
[SAVE](#)
[NEXT](#)
[RESET](#)

Women's Teams

Screening Questions

Sports Selection

Participants

Head Coaching Staff

- Head Coaches M. Teams
- **Head Coaches W. Teams**
- Head Coaches C. Teams
- Head Coaches' Salaries M W C

Student Aid

Recruiting Expenses

Operating Expenses

Total Expenses

Total Revenues

Summary

Supplemental Info

error message

- fatal error
- confirm or explain
- resolved explanation
- overridden by admin

[Help](#)

[Survey Navigation](#)

Head Coaching Staff - Head Coaches W. Teams [screen instructions](#)

For each women's team, indicate whether the head coach is male or female, was assigned to the team on a full-time or part-time basis, and whether the coach was employed by the institution on a full-time basis or on a part-time or volunteer basis, by entering a 1 in the appropriate field. The Track and Field and Cross Country (combined) fields allow up to 3. The Swimming and Diving (combined) fields allow up to 2 head coaches.

Varsity Teams	Male Head Coaches				Female Head Coaches				Total Head Coaches
	Assigned to Team on a Full-Time Basis	Assigned to Team on a Part-Time Basis	Full-Time Institution Employee	Part-Time Institution Employee or Volunteer	Assigned to Team on a Full-Time Basis	Assigned to Team on a Part-Time Basis	Full-Time Institution Employee	Part-Time Institution Employee or Volunteer	
Archery	<input type="text"/>	<input type="text"/>	<input type="text"/>	<input type="text"/>	<input type="text"/>	<input type="text"/>	<input type="text"/>	<input type="text"/>	<input type="text"/>
Beach Volleyball	<input type="text"/>	<input type="text"/>	<input type="text"/>	<input type="text"/>	<input type="text"/>	<input type="text"/>	<input type="text"/>	<input type="text"/>	<input type="text"/>
Field Hockey	<input type="text"/>	<input type="text"/>	<input type="text"/>	<input type="text"/>	<input type="text"/>	<input type="text"/>	<input type="text"/>	<input type="text"/>	<input type="text"/>
Coaching Position Totals	<input type="text"/>	<input type="text"/>	<input type="text"/>	<input type="text"/>	<input type="text"/>	<input type="text"/>	<input type="text"/>	<input type="text"/>	<input type="text"/>

CAVEAT

[PREVIOUS](#)
[SAVE](#)
[NEXT](#)
[RESET](#)

Coed Teams

Screening Questions

Sports Selection

Participants

Head Coaching Staff

- Head Coaches M. Teams
- Head Coaches W. Teams
- **Head Coaches C. Teams**
- Head Coaches' Salaries M W C

Student Aid

Recruiting Expenses

Operating Expenses

Total Expenses

Total Revenues

Summary

Supplemental Info

error message

- fatal error
- confirm or explain
- resolved explanation
- overridden by admin

Help

Survey Navigation

Head Coaching Staff - Head Coaches C. Teams screen instructions

For each coed team, indicate whether the head coach is male or female, was assigned to the team on a full-time or part-time basis, and whether the coach was employed by the institution on a full-time basis or on a part-time or volunteer basis, by entering a 1 in the appropriate field. The Swimming and Diving (combined) fields allow up to 2 head coaches. The Track and Field and Cross Country (combined) fields allow up to 3.

Varsity Teams	Male Head Coaches				Female Head Coaches				Total Head Coaches
	Assigned to Team on a Full-Time Basis	Assigned to Team on a Part-Time Basis	Full-Time Institution Employee	Part-Time Institution Employee or Volunteer	Assigned to Team on a Full-Time Basis	Assigned to Team on a Part-Time Basis	Full-Time Institution Employee	Part-Time Institution Employee or Volunteer	
Archery	<input type="text"/>	<input type="text"/>	<input type="text"/>	<input type="text"/>	<input type="text"/>	<input type="text"/>	<input type="text"/>	<input type="text"/>	<input type="text"/>
Coaching Position Totals	<input type="text"/>	<input type="text"/>	<input type="text"/>	<input type="text"/>	<input type="text"/>	<input type="text"/>	<input type="text"/>	<input type="text"/>	<input type="text"/>

CAVEAT

PREVIOUS
SAVE
NEXT
RESET

Information you need to complete this screen:

- For each team, indicate by entering a 1 in the appropriate field whether the head coach was
 - Identified as Male or Female,
 - Assigned to the team on a full-time or part-time basis, and
 - Employed by the institution on a full-time or part-time/volunteer basis.
- Graduate assistants and volunteers who served as head coaches are considered head coaches for the purposes of the *EADA*.
- A **full-time coach** is *someone who is assigned to one team on a full-time basis and is a full-time employee of the institution*.
 - If an individual coaches more than one team, that individual is not assigned to one team on a full-time basis. That individual is assigned to both teams on a part-time basis.
 - If an individual coaches and has other non-coaching duties such as teaching or administrative, that individual is assigned to a team on a part-time basis and is a full-time or part-time institution employee.
- A **part-time coach** is someone who is assigned to a team for less than 40 hours a week for 52 weeks a year, or 40 hours a week for 10 months if your institution only offers 10-month contracts. Volunteers are considered part-time coaches for the purposes of the *EADA*.
- If a **team changes coaches** in mid-season, this still counts as one coach for the team. If one individual identified as female and the other identified as male, include the individual who was the coach for the longest period of time during that 12-month period. You can explain the situation in the caveat box. See Staffing Changes on page 39 for further guidance.

33

- If your institution has a team with **co-head coaches**, enter one as the head coach and the other as an assistant coach. You can explain in the caveat box that you made this adjustment for the purposes of the *EADA Survey*. There are four exceptions:
 - You may enter up to three head coaches for Track and Field and Cross Country (combined);
 - You may enter up to two head coaches for Swimming and Diving (combined);
 - You may enter a head coach for each of the teams you list in Other Sports; and,
 - If your school has **multiple co-educational campuses** with the same type of varsity sports teams, you can report a head coach for each of the campuses. (For example, if you are reporting for two campuses that have baseball teams, you can enter 2 head coaches for baseball. You must then call the help desk at 888-233-5421 for assistance in completing this item.)
- For additional guidance on staffing, please see page 39 for examples of how to report for staffing changes and pages 40 and 41 for examples of how to complete staffing assignments.

Screen instruction:

For each team, indicate whether the head coach is male or female, was assigned to the team on a full-time or a part-time basis, and whether the coach was employed by the institution on a full-time basis or on a part-time or volunteer basis, by entering a 1 in the appropriate field.

The Swimming and Diving (combined) fields allow up to 2 head coaches. The Track and Field and Cross Country (combined) fields allow up to 3.

Directions:

1. Enter the number of male head coaches assigned to each team on a full-time basis.
2. Enter the number of male head coaches assigned to each team on a part-time basis.
3. Indicate whether each individual is a full-time employee of the institution or a part-time employee/volunteer.
4. Enter the number of female head coaches assigned to each team on a full-time basis.
5. Enter the number of female head coaches assigned to each team on a part-time basis.
6. Indicate whether each individual is a full-time employee of the institution or a part-time employee/volunteer.
7. Click on the **Save** button at the bottom of the screen to record your data.

Note that the system will automatically calculate the data for all other categories on this screen.

Head Coaches' Salaries

Screening Questions

Sports Selection

Participants

Head Coaching Staff

- o Head Coaches M. Teams
- o Head Coaches W. Teams
- o Head Coaches C. Teams
- **Head Coaches' Salaries M W C**

Student Aid

Recruiting Expenses

Operating Expenses

Total Expenses

Total Revenues

Summary

Supplemental Info

error message

- fatal error
- confirm or explain
- resolved explanation
- overridden by admin

Head Coaching Staff - Head Coaches' Salaries M W C

[screen instructions](#)

Enter only salaries and bonuses that your institution pays head coaches as compensation for coaching. Do not include benefits on this screen. Do not include volunteer coaches in calculating the average salary and the Full-Time Equivalent (FTE) Total. For help calculating the FTE total click on the Instructions link on this screen.

	Men's Teams	Women's Teams	Coed Teams
Average Annual Institutional Salary per Head Coaching Position <i>(for coaching duties only)</i>	<input type="text"/>	<input type="text"/>	<input type="text"/>
Number of Head Coaching Positions Used to Calculate the Average	<input type="text"/>	<input type="text"/>	<input type="text"/>
Number of Volunteer Head Coaching Positions <i>(Do not include these coaches in your salary or FTE calculations.)</i>	<input type="text"/>	<input type="text"/>	<input type="text"/>
Average Annual Institutional Salary per Full-time equivalent (FTE)	<input type="text"/>	<input type="text"/>	<input type="text"/>
Sum of Full-Time Equivalent (FTE) Positions Used to Calculate the Average	<input type="text"/>	<input type="text"/>	<input type="text"/>

CAVEAT

PREVIOUS
SAVE
NEXT

RESET

Note: Instructions in this user’s guide address men’s, women’s, and coed teams. Please apply the information as appropriate for your school. For example, if you have women’s teams only, follow the instructions that apply to women’s teams and ignore the instructions that apply to men’s teams and coed teams.

Information you need to complete this screen:

- To calculate the **average salary per head coach** for men’s teams, add all of the salaries paid to head coaches for men’s teams and divide the total by the number of paid men’s head coaching positions. Use this same method for women’s and coed teams, as applicable.
- Include:
 - Only institutional compensation. That is, all wages and bonuses the institution pays an individual for coaching. You may base your report on a coach’s W-2 form so long as that document contains information that conforms to the U.S. Department of Education’s interpretation of the *EADA* statute. (Note that a W-2 form may contain information that is not required by the statute.)
 - Such payments as those associated with sports camps, television shows, and shoe contracts only if they form part of the coach’s institutional compensation for coaching.
 - The amount of a coaches’ salary paid by a third party (e.g., the school’s media partner) only if the money is paid to the school, which in turn pays it to the individual for coaching.
- Do not include:
 - Volunteer head coaches in your salary calculations.

- **Benefits** in this calculation. (Include benefits along with salaries and bonuses on the Total Revenues and Total Expenses screens.)
- Money paid directly to a coach from a media partner or other third party.
- Stipends paid to graduate student coaches in the form of tuition waivers. (Include the amount on the Total Expenses screen.)
- Severance or early retirement payments. (Include those amounts on the Total Expenses screen.)
- If a head coach has **responsibilities for more than one team**, and the institution does not allocate that coach’s salary by team, allocate the salary among the teams on a basis consistent with the coach’s responsibilities for each team. For example, if a coach splits his time evenly between two teams divide the salary by the number of teams, two.
- If a coach has other responsibilities, such as teaching, only the portion of his or her salary attributed to coaching activities should be included in the calculation of average salary.
 - If coaching is part of the regular workload of a faculty member and the institution does not differentiate the compensation paid for teaching from compensation paid for coaching, the institution must make a reasonable effort to attribute an appropriate portion of the salary for coaching.
- If a **coach is replaced** by another coach during the reporting year, combine the money paid to both individuals for that position. You can explain this situation in the caveat box. Please see page 39 for examples of how to report for staffing changes.
- **Full-time equivalent (FTE)** refers to a measurement based on 100% for full-time. You can calculate the FTE in various ways. Please see pages 40 and 41 for examples.

Screen instruction:

Enter only salaries and bonuses that your institution pays head coaches as compensation for coaching. Do not include benefits on this screen. Do not include volunteer coaches in calculating the average salary and the Full-Time Equivalent (FTE) Total.

Directions:

For **Men’s** Teams (if applicable):

1. Enter the average annual institutional salary per head coaching position.
2. Enter the number of head coaching positions used to calculate the average.
3. Enter the number of volunteer head coaching positions not included in the average.
4. Enter the sum of full-time equivalents (FTEs) used to calculate the average.

For **Women’s** Teams (if applicable):

5. Enter the average annual institutional salary per head coaching position.
6. Enter the number of head coaching positions used to calculate the average.
7. Enter the number of volunteer head coaching positions not included in the average.
8. Enter the sum of full-time equivalents (FTEs) used to calculate the average.

For **Coed** Teams (if applicable):

9. Enter the average annual institutional salary per head coaching position.
10. Enter the number of head coaching positions used to calculate the average.
11. Enter the number of volunteer head coaching positions not included in the average.
12. Enter the sum of full-time equivalents (FTEs) used to calculate the average.
13. Click on the **Save** button at the bottom of the screen to record your data.

Note that the system will automatically calculate the data for all other categories after the screen has been saved.

Coaches' Salaries Worksheet: Head Coaches

To assist you with calculating the average salary, utilize the Coaches' Salary Worksheet. This worksheet is available on the Log In screen and also under Help on the menu bar once you have logged in. Below is an image of the worksheet; however, the Excel Worksheet accessible from the website has formulas embedded in the table that will help you to correctly calculate your salaries.

To complete this worksheet, enter the salary expense amount in each appropriate row, per team. The worksheet will sum the amounts by team. And then will sum the team amounts for a Men's Total and a Women's Total. The Average Salary can then be calculated by dividing the Sum of coaches' salaries by the number of paid positions.

Men's Team					
Wages for coaching					
Bonuses for coaching					
Other institutional compensation for coaching from activities such as sports camps, TV shows, shoe contracts, etc.					
Third Party money paid to the school to pay for any or all of coach's salary					Sum of Men's Team Totals
Team Total	\$ -	\$ -	\$ -	\$ -	\$ -

Women's Team					
Wages for coaching					
Bonuses for coaching					
Other institutional compensation for coaching from activities such as sports camps, TV shows, shoe contracts, etc.					
Third Party money paid to the school to pay for any or all of coach's salary					Sum of Women's Team Totals
Team Total	\$ -	\$ -	\$ -	\$ -	\$ -

Staffing Changes

If a coach is replaced by another coach during the reporting year, combine the money paid to both individuals for that position. (The FTE may not change.) You can explain this situation in the caveat box. Please see below for examples of how to report for staffing changes.

Staffing Changes		Assigned to the team on a Full-Time basis	Assigned to the team on a Part-Time basis	Full-Time Institution Employee	Part-Time Institution Employee or Volunteer
1.	Full-time position replaced by full-time position. There is less than 1-month lapse in transition.	1		1	
2.	Full-time position replaced by full-time position. There is more than 1 month between staff member filling position.*		1		1
3.	One coach is full-time and coaches 2 teams. Coach is replaced by 2 separate full-time coaches, one for each team.*		1		1
4.	Full-time coach leaves after season. Position is not filled for the rest of the reporting period.*		1		1
<p>Recommended caveat:</p> <p>* Coaching position is a full-time position, however due to staff changes it was only filled part-time during the reporting period.</p> <p>For changes in coaches gender, (i.e., male coach replaced by female coach) select the gender of the coach that was in the position the longest. Recommended caveat:</p> <p>* Coach for X team was a male, but was replaced by a female coach.</p>					

How to Complete the EADA Staffing Screens and Calculate FTEs for Common Staffing Scenarios

Staffing Scenario		Assigned to the team on a Full-Time basis	Assigned to the team on a Part-Time basis	Full-Time Institution Employee	Part-Time Institution Employee or Volunteer
1.	100% coach for one (1) team. FTE = 1.00	1		1	
2.	100% coach, but splits time between 2 or more teams. Men's team and Women's team of the same sport are 2 separate teams. FTE = $\frac{1.00}{\# \text{ of teams}}$ Example 1: Men's and Women's Swimming Coach. FTE = 0.50 for each team. Example 2: If reporting Track and Field (outdoor) and Cross Country separately and reporting each for Men's and Women's teams. (4 teams) FTE = 0.25 for each team.		1	1	
3.	Employed 100% by the institution, part-time coach. (i.e., instructor and coach, or Athletic director and coach, etc.). If the person is paid a lump sum for all duties, take the best guesstimate of time spent coaching. FTE = $\frac{\$ \$ \text{ for coaching}}{\text{Full salary}}$ OR $\frac{\% \text{ time spent coaching}}{100\%}$		1	1	
4.	Employed 100% by the institution, gets stipend for coaching. FTE = $\frac{\text{stipend}}{(\text{Full salary} + \text{stipend})}$		1	1	
5.	Part-time employee of the institution who is paid a stipend for coaching. FTE = $\frac{\text{stipend}}{\text{Full-time salary}}$ - If your institution does not have a full-time coaching position, establish full-time salary for an employee that would be at the same level as the coach, for example an instructor. Consult your business or HR department if you do not know what that amount would be. - For very small stipends, if there is no basis for a full-time salary, use minimum wage which is approximately \$16,000/year.		1		1
6.	Hourly wage: a. Part time employee of the institution who is paid an hourly wage. FTE = $\frac{\# \text{ of Hours Worked}}{2080 \text{ Hours/year}}$ 2080 hours/year = 40 hours/week x 52 weeks /year		1		1
	b. If person works 2080 hrs/yr at the institution then person is a full-time institution employee.		1	1	
	c. If person works 2080 hrs/yr as a coach, then person is a full-time coach and full-time institution employee.	1		1	

Staffing Scenario		Assigned to the team on a Full-Time basis	Assigned to the team on a Part-Time basis	Full-Time Institution Employee	Part-Time Institution Employee or Volunteer
7.	<p>Paid for coaching full-time but only for the sport's season. Example: Coach works full-time but only during season. Season is 3 months long.</p> $\text{FTE} = \frac{3 \text{ months}}{12 \text{ months}} = 0.25$		1		1
8.	<p>Coach is paid on work load or credit hours. (Assumed part-time institutional employee.)</p> <p>Example: Coach is paid for 3 credit hours. A full-time employee is paid for 24 credit hours.</p> $\text{FTE} = \frac{3 \text{ credit hours}}{24 \text{ credit hours}} = 0.13$		1		1
9.	<p>Coach is a 10 month employee.</p> <p>a. Your institution only has 10 month employees.</p> <p>FTE = 1.00 (full-time employee)</p>	1		1	
	<p>b. Your institution has 12 month employees.</p> $\text{FTE} = \frac{10 \text{ months}}{12 \text{ months}} = 0.83$		1		1
10.	<p>Coach is a volunteer. Volunteers do not have an FTE (FTE = 0). Do not include volunteer in average salary calculation.</p> <p>a. Coach is a full-time employee (e.g., Math instructor volunteers to coach golf team and receives no compensation).</p>		1	1	
	<p>b. Coach volunteers at the institution.</p> <p>Note: Graduate assistants that are paid tuition reimbursement or room and board, but no other money for coaching are considered volunteers. Include money value for the tuition reimbursement and/or room and board in the team's total expenses.</p>		1		1
11.	<p>Coach transitions from part-time to full-time.</p> <p>- FTE calculation may incorporate multiple of the above methods.</p> <p>Example: Hourly employee paid for 600 hours. Changes to full-time employee for 4 months.</p> $\text{FTE} = \frac{600}{2080} + \frac{4 \text{ months}}{12 \text{ months}} = 0.28 + 0.33 = 0.61$		1		1

Assistant Coaches' Staffing (Men's Teams, Women's Teams, and Coed Teams)

Men's Teams

Screening Questions

Sports Selection

Participants

Head Coaching Staff

Assistant Coaching Staff

- Assistant Coaches M. Teams
- Assistant Coaches W. Teams
- Assistant Coaches C. Teams
- Assistant Coaches' Salaries M W C

Student Aid

Recruiting Expenses

Operating Expenses

Total Expenses

Total Revenues

Summary

Supplemental Info

error message

- fatal error
- confirm or explain
- resolved explanation
- overridden by admin

[Help](#)

[Survey Navigation](#)

Assistant Coaching Staff - Assistant Coaches M. Teams [screen instructions](#)

For each men's team, indicate whether the assistant coach is male or female, was assigned to the team on a full-time or part-time basis, and whether the coach was employed by the institution on a full-time basis or on a part-time or volunteer basis, by entering a 1 in the appropriate field.

Varsity Teams	Male Assistant Coaches				Female Assistant Coaches				Total Assistant Coaches
	Assigned to Team on a Full-Time Basis	Assigned to Team on a Part-Time Basis	Full-Time Institution Employee	Part-Time Institution Employee or Volunteer	Assigned to Team on a Full-Time Basis	Assigned to Team on a Part-Time Basis	Full-Time Institution Employee	Part-Time Institution Employee or Volunteer	
Archery	<input type="text"/>	<input type="text"/>	<input type="text"/>	<input type="text"/>	<input type="text"/>	<input type="text"/>	<input type="text"/>	<input type="text"/>	<input type="text"/>
Coaching Position Totals	<input type="text"/>	<input type="text"/>	<input type="text"/>	<input type="text"/>	<input type="text"/>	<input type="text"/>	<input type="text"/>	<input type="text"/>	<input type="text"/>

CAVEAT

[PREVIOUS](#)
[SAVE](#)
[NEXT](#)
[RESET](#)

Women's Teams

Screening Questions

Sports Selection

Participants

Head Coaching Staff

Assistant Coaching Staff

- Assistant Coaches M. Teams
- **Assistant Coaches W. Teams**
- Assistant Coaches C. Teams
- Assistant Coaches' Salaries M W C

Student Aid

Recruiting Expenses

Operating Expenses

Total Expenses

Total Revenues

Summary

Supplemental Info

error message

- fatal error
- confirm or explain
- resolved explanation
- overridden by admin

[Help](#)

[Survey Navigation](#)

Assistant Coaching Staff - Assistant Coaches W. Teams [screen instructions](#)

For each women's team, indicate whether the assistant coach is male or female, was assigned to the team on a full-time or part-time basis, and whether the coach was employed by the institution on a full-time basis or on a part-time or volunteer basis, by entering a 1 in the appropriate field.

Varsity Teams	Male Assistant Coaches				Female Assistant Coaches				Total Assistant Coaches
	Assigned to Team on a Full-Time Basis	Assigned to Team on a Part-Time Basis	Full-Time Institution Employee	Part-Time Institution Employee or Volunteer	Assigned to Team on a Full-Time Basis	Assigned to Team on a Part-Time Basis	Full-Time Institution Employee	Part-Time Institution Employee or Volunteer	
Archery	<input type="text"/>	<input type="text"/>	<input type="text"/>	<input type="text"/>	<input type="text"/>	<input type="text"/>	<input type="text"/>	<input type="text"/>	<input type="text"/>
Beach Volleyball	<input type="text"/>	<input type="text"/>	<input type="text"/>	<input type="text"/>	<input type="text"/>	<input type="text"/>	<input type="text"/>	<input type="text"/>	<input type="text"/>
Field Hockey	<input type="text"/>	<input type="text"/>	<input type="text"/>	<input type="text"/>	<input type="text"/>	<input type="text"/>	<input type="text"/>	<input type="text"/>	<input type="text"/>
Coaching Position Totals	<input type="text"/>	<input type="text"/>	<input type="text"/>	<input type="text"/>	<input type="text"/>	<input type="text"/>	<input type="text"/>	<input type="text"/>	<input type="text"/>

CAVEAT

[PREVIOUS](#)
[SAVE](#)
[NEXT](#)
[RESET](#)

42

Coed Teams

Screening Questions

Sports Selection

Participants

Head Coaching Staff

Assistant Coaching Staff

- Assistant Coaches M. Teams
- Assistant Coaches W. Teams
- Assistant Coaches C. Teams**
- Assistant Coaches' Salaries M W C

Student Aid

Recruiting Expenses

Operating Expenses

Total Expenses

Total Revenues

Summary

Supplemental Info

Assistant Coaching Staff - Assistant Coaches C. Teams screen instructions

For each coed team, indicate whether the assistant coach is male or female, was assigned to the team on a full-time or part-time basis, and whether the coach was employed by the institution on a full-time basis or on a part-time or volunteer basis, by entering a 1 in the appropriate field.

Varsity Teams	Male Assistant Coaches				Female Assistant Coaches				Total Assistant Coaches
	Assigned to Team on a Full-Time Basis	Assigned to Team on a Part-Time Basis	Full-Time Institution Employee	Part-Time Institution Employee or Volunteer	Assigned to Team on a Full-Time Basis	Assigned to Team on a Part-Time Basis	Full-Time Institution Employee	Part-Time Institution Employee or Volunteer	
Archery	<input type="text"/>	<input type="text"/>	<input type="text"/>	<input type="text"/>	<input type="text"/>	<input type="text"/>	<input type="text"/>	<input type="text"/>	<input type="text"/>
Coaching Position Totals	<input type="text"/>	<input type="text"/>	<input type="text"/>	<input type="text"/>	<input type="text"/>	<input type="text"/>	<input type="text"/>	<input type="text"/>	<input type="text"/>

CAVEAT

PREVIOUS
SAVE
NEXT
RESET

errorMessage

- fatal error
- confirm or explain
- resolved explanation
- overridden by admin

Help

Survey Navigation

Information you need to complete this screen:

- For each team, indicate in the appropriate field whether the assistant coach was:
 - Identified as Male or Female,
 - Assigned to the team on a full-time or part-time basis, and
 - Employed by the institution on a full-time or part-time/volunteer basis.
- **Graduate assistants, volunteers, and interns** who served as assistant coaches are considered assistant coaches for the purposes of the *EADA*.
- A **full-time coach** is someone who is assigned to one team on a full-time basis and is a full-time employee of the institution.
 - If an individual coaches more than one team, that individual is not assigned to one team on a full-time basis. That individual is assigned to both teams on a part-time basis.
 - If an individual coaches and has other non-coaching duties such as teaching or administrative, that individual is assigned to a team on a part-time basis and is a full-time or part-time institution employee.
- A **part-time coach** is someone who is assigned to a team for less than 40 hours a week for 52 weeks a year, or 40 hours a week for 10 months if your institution only offers 10 month contracts. Volunteers are considered part-time for the purposes of the *EADA*.
- Graduate students who are given reduced tuition for assistant coaching positions should be classified as volunteer assistant coaches. Include the amount the tuition was reduced by only in the total expenses for the appropriate team on the Total Expenses screen.
- If a team **changes coaches in mid-season**, this still counts as one coach for the team. If one individual identified as female and the other identified as male, include the individual

who was the coach for the longest period of time during the 12-month period. You can explain the situation in the caveat box. See Staffing Changes on page 49 for further guidance.

- For additional guidance on staffing, please see page 49 for examples of how to report for staffing changes and pages 50 and 51 for examples of how to complete staffing assignments.

Screen instruction:

For each team, indicate whether the assistant coach is male or female, was assigned to the team on a full-time or a part-time basis, and whether the coach was employed by the institution on a full-time basis or on a part-time or volunteer basis, by entering a 1 in the appropriate field.

Directions:

1. Enter the number of male assistant coaches assigned to each team on a full-time basis.
2. Enter the number of male assistant coaches assigned to each team on a part-time basis.
3. Indicate whether each individual is a full-time employee of the institution or a part-time employee/volunteer.
4. Enter the number of female assistant coaches assigned to each team on a full-time basis.
5. Enter the number of female assistant coaches assigned to each team on a part-time basis.
6. Indicate whether each individual is a full-time employee of the institution or a part-time employee/volunteer.
7. Click on the **Save** button at the bottom of the screen to record your data.

Note that the system will automatically calculate the data for all other categories on this screen.

Assistant Coaches' Salaries

Assistant Coaching Staff - Assistant Coaches' Salaries M W C

[screen instructions](#)

Enter only salaries and bonuses that your institution pays assistant coaches as compensation for coaching. Do not include benefits on this screen. Do not include volunteer coaches in calculating the average salary and the Full-Time Equivalent (FTE) Total. For help calculating the FTE total click on the instructions link on this screen.

	Men's Teams	Women's Teams	Coed Teams
Average Annual Institutional Salary per Assistant Coaching Position <small>(for coaching duties only)</small>	<input type="text"/>	<input type="text"/>	<input type="text"/>
Number of Assistant Coaching Positions Used to Calculate the Average	<input type="text"/>	<input type="text"/>	<input type="text"/>
Number of Volunteer Assistant Coaching Positions <small>(Do not include these coaches in your salary or FTE calculations.)</small>	<input type="text"/>	<input type="text"/>	<input type="text"/>
Average Annual Institutional Salary per Full-time equivalent (FTE)	<input type="text"/>	<input type="text"/>	<input type="text"/>
Sum of Full-Time Equivalent (FTE) Positions Used to Calculate the Average	<input type="text"/>	<input type="text"/>	<input type="text"/>

CAVEAT

PREVIOUS
SAVE
NEXT

RESET

error message

- fatal error
- confirm or explain
- resolved explanation
- overridden by admin

● Help
 ● Survey Navigation

Note: Instructions in this user's guide address men's, women's, and coed teams. Please apply the information as appropriate for your school. For example, if you have women's teams only, follow the instructions that apply to women's teams and ignore the instructions that apply to men's teams and coed teams.

Information you need to complete this screen:

- To calculate the **average salary per assistant coach** for men's teams, add all of the salaries paid to assistant coaches for men's teams and divide the total by the number of paid men's assistant coaching positions. Use this same method for women's and coed teams, as applicable.
- Include:
 - Only institutional compensation. That is, all wages and bonuses the institution pays an individual for coaching. You may base your report on a coach's W-2 form so long as that document contains information that conforms to the U.S. Department of Education's interpretation of the *EADA* statute. (Note that a W-2 form may contain information that is not required by the statute.)
 - Such payments as those associated with sports camps, television shows, and shoe contracts only if they form part of the coach's institutional compensation for coaching.
 - The amount of a coaches' salary paid by a third party (e.g., the school's media partner) only if the money is paid to the school, which in turn pays it to the individual for coaching.
- Do not include:
 - Volunteer assistant coaches in your salary calculations.
 - **Benefits** in this calculation. (Include benefits along with salaries and bonuses on the Total Revenues and Total Expenses screens.)
 - Money paid directly to a coach from a media partner or other third party.
 - Stipends paid to graduate student coaches in the form of tuition waivers, tuition reimbursement, or room and board. (Include the amount on the Total Expenses screen.)
- If an assistant coach has **responsibilities for more than one team**, and the institution does not allocate that coach's salary by team, allocate the salary among the teams on a basis consistent with the coach's responsibilities for each team. For example, if a coach splits his time evenly between two teams divide the salary by the number of teams, two.
- If a coach has other responsibilities, such as teaching, only the portion of his or her salary attributed to coaching activities should be included in the calculation of average salary.
 - If coaching is part of the regular workload of a faculty member and the institution does not differentiate the compensation paid for teaching from compensation paid for coaching, the institution must make a reasonable effort to attribute an appropriate portion of the salary for coaching.
- If a **coach is replaced** by another coach during the reporting year, combine the money paid to both individuals for that position. You can explain this situation in the caveat box. Please see page 49 for examples of how to report for staffing changes.
- To assist you with calculating the average salary, utilize the worksheet is available on the Log In screen and also under Help on the menu bar once you have logged in.
- **Full-time equivalent (FTE)** refers to a measurement based on 100% for full-time. You can calculate the FTE in various ways. Please see pages 50 and 51 for examples.

Screen instruction:

Enter only salaries and bonuses that your institution pays assistant coaches as compensation for coaching. Do not include benefits on this screen. Do not include volunteer coaches in calculating the average salary and the Full-Time Equivalent (FTE) Total.

Directions:

For **Men's** Teams (if applicable):

1. Enter the average annual institutional salary per assistant coaching positions.
2. Enter the number of assistant coaching positions used to calculate the average.
3. Enter the number of volunteer assistant coaching positions not included in the average.
4. Enter the sum of full-time equivalents (FTEs) used to calculate the average.

For **Women's** Teams (if applicable):

5. Enter the average annual institutional salary per assistant coaching positions.
6. Enter the number of assistant coaching positions used to calculate the average.
7. Enter the number of volunteer assistant coaching positions not included in the average.
8. Enter the sum of full-time equivalents (FTEs) used to calculate the average.

For **Coed** Teams (if applicable):

9. Enter the average annual institutional salary per assistant coaching positions.
10. Enter the number of assistant coaching positions used to calculate the average.
11. Enter the number of volunteer assistant coaching positions not included in the average.
12. Enter the sum of full-time equivalents (FTEs) used to calculate the average.
13. Click on the **Save** button at the bottom of the screen to record your data.

Note that the system will automatically calculate the data for all other categories after the screen has been saved.

Coaches' Salaries Worksheet: Assistant Coaches

To assist you with calculating the average salary, utilize the Coaches Salary Worksheet. This worksheet is available on the Log In screen and also under Help on the menu bar once you have logged in. Below is an image of the worksheet; however, the Excel Worksheet accessible from the website has formulas embedded in the table that will help you to correctly calculate your salaries.

To complete this worksheet, enter the salary expense amount in each appropriate row, per team. The worksheet will sum the amounts by team. And then will sum the team amounts for a Men's Total and a Women's Total. The Average Salary can then be calculated by dividing the Sum of coaches' salaries by the number of paid positions.

Men's Team					
Wages for coaching					
Bonuses for coaching					
Other institutional compensation for coaching from activities such as sports camps, TV shows, shoe contracts, etc.					
Third Party money paid to the school to pay for any or all of coach's salary					Sum of Men's Team Totals
Team Total	\$ -	\$ -	\$ -	\$ -	\$ -

Women's Team					
Wages for coaching					
Bonuses for coaching					
Other institutional compensation for coaching from activities such as sports camps, TV shows, shoe contracts, etc.					
Third Party money paid to the school to pay for any or all of coach's salary					Sum of Women's Team Totals
Team Total	\$ -	\$ -	\$ -	\$ -	\$ -

Assistant Staffing Changes

If a coach is replaced by another coach during the reporting year, combine the money paid to both individuals for that position. (The FTE may not change.) You can explain this situation in the caveat box. Please see below for examples of how to report for staffing changes.

Staffing Changes		Assigned to the team on a Full-Time basis	Assigned to the team on a Part-Time basis	Full-Time Institution Employee	Part-Time Institution Employee or Volunteer
1.	Full-time position replaced by full-time position. There is less than 1-month lapse in transition.	1		1	
2.	Full-time position replaced by full-time position. There is more than 1 month between staff member filling position.*		1		1
3.	One coach is full-time and coaches 2 teams. Coach is replaced by 2 separate full-time coaches, one for each team.*		1		1
4.	Full-time coach leaves after season. Position is not filled for the rest of the reporting period.*		1		1
<p>Recommended caveat:</p> <p>* Coaching position is a full-time position, however due to staff changes it was only filled part-time during the reporting period.</p> <p>For changes in coaches gender, (i.e., male coach replaced by female coach) select the gender of the coach that was in the position the longest. Recommended caveat:</p> <p>* Coach for X team was a male, but was replaced by a female coach.</p>					

How to Complete the EADA Staffing Screens and Calculate FTEs for Common Staffing Scenarios

Staffing Scenario		Assigned to the team on a Full-Time basis	Assigned to the team on a Part-Time basis	Full-Time Institution Employee	Part-Time Institution Employee or Volunteer
1.	100% coach for one (1) team. FTE = 1.00	1		1	
2.	100% coach, but splits time between 2 or more teams. Men's team and Women's team of the same sport are 2 separate teams. FTE = $\frac{1.00}{\# \text{ of teams}}$ Example 1: Men's and Women's Swimming Coach. FTE = 0.50 for each team. Example 2: If reporting Track and Field (outdoor) and Cross Country separately and reporting each for Men's and Women's teams. (4 teams) FTE = 0.25 for each team.		1	1	
3.	Employed 100% by the institution, part-time coach. (i.e., instructor and coach, or Athletic director and coach, etc.). If the person is paid a lump sum for all duties, take the best guesstimate of time spent coaching. FTE = $\frac{\$ \$ \text{ for coaching}}{\text{Full salary}}$ OR $\frac{\% \text{ time spent coaching}}{100\%}$		1	1	
4.	Employed 100% by the institution, gets stipend for coaching. FTE = $\frac{\text{stipend}}{(\text{Full salary} + \text{stipend})}$		1	1	
5.	Part-time employee of the institution who is paid a stipend for coaching. FTE = $\frac{\text{stipend}}{\text{Full-time salary}}$ - If your institution does not have a full-time coaching position, establish full-time salary for an employee that would be at the same level as the coach, for example an instructor. Consult your business or HR department if you do not know what that amount would be. - For very small stipends, if there is no basis for a full-time salary, use minimum wage which is approximately \$16,000/year.		1		1
6.	Hourly wage: a. Part time employee of the institution who is paid an hourly wage. FTE = $\frac{\# \text{ of Hours Worked}}{2080 \text{ Hours/year}}$ 2080 hours/year = 40 hours/week x 52 weeks /year		1		1
	b. If person works 2080 hrs/yr at the institution then person is a full-time institution employee.		1	1	
	c. If person works 2080 hrs/yr as a coach, then person is a full-time coach and full-time institution employee.	1		1	

Staffing Scenario		Assigned to the team on a Full-Time basis	Assigned to the team on a Part-Time basis	Full-Time Institution Employee	Part-Time Institution Employee or Volunteer
7.	<p>Paid for coaching full-time but only for the sport's season. Example: Coach works full-time but only during season. Season is 3 months long.</p> $\text{FTE} = \frac{3 \text{ months}}{12 \text{ months}} = 0.25$		1		1
8.	<p>Coach is paid on work load or credit hours. (Assumed part-time institutional employee.)</p> <p>Example: Coach is paid for 3 credit hours. A full-time employee is paid for 24 credit hours.</p> $\text{FTE} = \frac{3 \text{ credit hours}}{24 \text{ credit hours}} = 0.13$		1		1
9.	<p>Coach is a 10 month employee.</p> <p>a. Your institution only has 10 month employees.</p> <p>FTE = 1.00 (full-time employee)</p>	1		1	
	<p>b. Your institution has 12 month employees.</p> $\text{FTE} = \frac{10 \text{ months}}{12 \text{ months}} = 0.83$		1		1
10.	<p>Coach is a volunteer. Volunteers do not have an FTE (FTE = 0). Do not include volunteer in average salary calculation.</p> <p>a. Coach is a full-time employee (e.g., Math instructor volunteers to coach golf team and receives no compensation).</p>		1	1	
	<p>b. Coach volunteers at the institution.</p> <p>Note: Graduate assistants that are paid tuition reimbursement or room and board, but no other money for coaching are considered volunteers. Include money value for the tuition reimbursement and/or room and board in the team's total expenses.</p>		1		1
11.	<p>Coach transitions from part-time to full-time.</p> <p>- FTE calculation may incorporate multiple of the above methods.</p> <p>Example: Hourly employee paid for 600 hours. Changes to full-time employee for 4 months.</p> $\text{FTE} = \frac{600}{2080} + \frac{4 \text{ months}}{12 \text{ months}} = 0.28 + 0.33 = 0.61$		1		1

Athletically Related Student Aid

Student Aid - Student Aid M W C

[screen instructions](#)

Athletically related student aid is any scholarship, grant, or other form of financial assistance, offered by an institution, the terms of which require the recipient to participate in a program of intercollegiate athletics at the institution. Other student aid, of which a student-athlete simply happens to be the recipient, is not athletically related student aid. If you do not have any aid to report, enter a 0.

	Men's Teams	Women's Teams	Coed Teams	Total
Amount of Aid	<input type="text"/>	<input type="text"/>	<input type="text"/>	<input type="text"/>
Ratio (percent)	<input type="text"/>	<input type="text"/>	<input type="text"/>	100%

CAVEAT

error message

- ✖ fatal error
- ⚠ confirm or explain
- ✔ resolved explanation
- 🔒 overridden by admin

? Help

🏠 Survey Navigation

Note: Instructions in this user’s guide address men’s, women’s, and coed teams. Please apply the information as appropriate for your school. For example, if you have women’s teams only, follow the instructions that apply to women’s teams and ignore the instructions that apply to men’s teams and coed teams.

Information you need to complete this screen:

- **Athletically related student aid** is any scholarship, grant, or other form of financial assistance, offered by an institution, the terms of which require the recipient to participate in a program of intercollegiate athletics at the institution.
- The Athletically Related Student Aid category is a **subset** of Total Expenses. This means that the dollar amount you enter on the Athletically Related Student Aid screen should also be included on the Total Expenses screen.
- Include:
 - Athletically related student aid awarded to students to participate on a team even if the team is no longer a sponsored sport.
 - Athletically related student aid awarded to students to participate on a team even if that student is no longer able to participate.

- Do not include:
 - Other student aid of which a student-athlete simply happens to be the recipient, but did not receive because they are an athlete.
 - Athletics aid awarded to **non-athletes** (student-managers, graduate assistants, trainers).
- The amount of aid should be included in your revenues and expenses as well.
- If you do not offer athletically related student aid, enter zero (0).
- To assist you with calculating the athletically related student aid, utilize the **Worksheets** available on the Log In screen and also under Help on the menu bar once you have logged in.

Screen instruction:

Athletically related student aid is any scholarship, grant, or other form of financial assistance, offered by an institution, the terms of which require the recipient to participate in a program of intercollegiate athletics at the institution. Other student aid, of which a student-athlete simply happens to be the recipient, is not athletically related student aid. If you do not have any aid to report, enter a 0.

Directions:

1. Enter the amount of money spent by the institution on athletically related student aid for all men's teams combined.
2. Enter the amount of money spent by the institution on athletically related student aid for all women's teams combined.
3. Enter the amount of money spent by the institution on athletically related student aid for all coed teams combined.
4. Click on the **Save** button at the bottom of the screen to record your data.

Note that the system will automatically calculate the data for all other categories on this screen.

Athletically Related Student Aid Worksheet

To assist you with calculating the athletically related student aid, utilize the **Athletic Aid Worksheet**. This worksheet is available on the Log In screen and also under Help on the menu bar once you have logged in. Below is an image of the worksheet; however, the Excel Worksheet accessible from the website has formulas embedded in the table that will help you to correctly calculate the Athletically Related Student Aid for Men's teams and Women's teams.

To complete this worksheet, enter the amount of athletic aid in each appropriate row, per team. The worksheet will sum the amounts by team and then will sum the team amounts for a Men's Total and a Women's Total.

Athletically Related Student Aid for Men

Team					
Scholarships					
Grants					
Other					Men's Total
Team Total	\$ -	\$ -	\$ -	\$ -	\$ -

Athletically Related Student Aid for Women

Team					
Scholarships					
Grants					
Other					Women's Total
Team Total	\$ -	\$ -	\$ -	\$ -	\$ -

Recruiting Expenses

Recruiting Expenses - Recruiting Expenses M W C [screen instructions](#)

Recruiting expenses are all expenses an institution incurs attributable to recruiting activities. This includes, but is not limited to, expenses for lodging, meals, telephone use, and transportation (including vehicles used for recruiting purposes) for both recruits and personnel engaged in recruiting, and other expenses for official and unofficial visits, and all other expenses related to recruiting. If you do not have any recruiting expenses to report, enter a 0.

	Men's Teams	Women's Teams	Coed Teams	Total
Total	<input type="text"/>	<input type="text"/>	<input type="text"/>	<input type="text"/>

CAVEAT

error message

- ✘ fatal error
- ⚠ confirm or explain
- ✔ resolved explanation
- 🔒 overridden by admin

[Help](#)

[Survey Navigation](#)

Note: Instructions in this user’s guide address men’s, women’s, and coed teams. Please apply the information as appropriate for your school. For example, if you have women’s teams only, follow the instructions that apply to women’s teams and ignore the instructions that apply to men’s teams and coed teams.

Information you need to complete this screen:

- **Recruiting expenses** are all expenses an institution incurs attributable to recruiting activities. This includes, but is not limited to, expenses for lodging, meals, telephone use, and transportation (including vehicles used for recruiting purposes) for both recruits and personnel engaged in recruiting, and other expenses for official and unofficial visits, and all other expenses related to recruiting.
- The Recruiting Expenses category is a **subset** of Total Expenses. This means that the dollar amount you enter for Recruiting Expenses should also be included on the Total Expenses screen.
- Include:
 - All expenditures for on-site visits.
 - All recruiting-related expenses such as those incurred for printing recruiting materials, creating recruiting videos, and mass mailings.
 - An estimate of the value of trade-outs used in the respective recruiting of male and female athletes. Trade-outs are goods and services provided by businesses in exchange

for advertising or other services provided by the institution.

– Money that comes from institution accounts as well as from athletics or team accounts. For example, if the admissions department conducts recruitment activities specifically targeting student-athletes, expenses related to those activities should be included even though the athletic department did not conduct them.

- Do not include expenses that were paid by individuals for recruiting but that weren't reimbursed by the institution, athletics department, or the team.
- You do not have to trace every phone call or every postage stamp. You may make a reasonable estimate of actual expenses for such items as telephone usage and postage if those expenses cannot readily be separated from telephone and postage charges incurred for other purposes.
- If you cannot determine whether the institution recruited a particular student primarily as a regular student or as a student-athlete, you should include only recruiting expenses incurred by persons representing the athletics department.
- If you did not have any recruiting expenses for the reporting period, enter a zero in the applicable field(s).
- To assist you with calculating the recruiting expenses, utilize the **Worksheets** available on the Log In screen and also under Help on the menu bar once you have logged in.

Screen instruction:

Recruiting expenses are all expenses an institution incurs attributable to recruiting activities. This includes, but is not limited to, expenses for lodging, meals, telephone use, and transportation (including vehicles used for recruiting purposes) for both recruits and personnel engaged in recruiting, and other expenses for official and unofficial visits, and all other expenses related to recruiting. If you do not have any recruiting expenses to report, enter a 0.

Directions:

1. Enter the total recruiting expenses incurred for all men's teams combined.
2. Enter the total recruiting expenses incurred for all women's teams combined.
3. Enter the total recruiting expenses incurred for all coed teams combined.
4. Click on the **Save** button at the bottom of the screen to record your data.

Note that the system will automatically calculate the data for all other categories on this screen.

Recruiting Expenses Worksheet

To assist you with calculating the recruiting expenses, utilize the **Recruiting Expenses Worksheet**. This worksheet is available on the Log In screen and also under Help on the menu bar once you have logged in. Below is an image of the worksheet; however, the Excel Worksheet accessible from the website has formulas embedded in the table that will help you to correctly calculate your Recruiting Expenses.

To complete this worksheet, enter the expense amount in each appropriate row, per team. The worksheet will sum the amounts by team and then will sum the team amounts for a Men's Total and a Women's Total.

Men's Team				
Lodging				
Meals				
Telephone use				
Transportation				
Other Expenses for official and unofficial visits				
Other Expenses related to Recruiting (e.g., printing recruiting materials, creating recruiting videos, mass mailings, estimated value of trade-outs)				
Team Total	\$ -	\$ -	\$ -	Men's Total \$ -

Women's Team				
Lodging				
Meals				
Telephone use				
Transportation				
Other Expenses for official and unofficial visits				
Other Expenses related to Recruiting (e.g., printing recruiting materials, creating recruiting videos, mass mailings, estimated value of trade-outs)				
Team Total	\$ -	\$ -	\$ -	Women's Total \$ -

Operating (Game-Day) Expenses by Team/per Participant

Reporting per Participant

Screening Questions ▾

Sports Selection ▾

Participants ▾

Head Coaching Staff ▾

Assistant Coaching Staff ▾

Student Aid ▾

Recruiting Expenses ▾

Operating Expenses ▾

- Operating Expenses I M W C

Total Expenses ▾

Total Revenues ▾

Summary ▾

Supplemental Info ▾

error message

- ✖ fatal error
- ⚠ confirm or explain
- ✔ resolved explanation
- 🔧 overridden by admin

🔗 Help

📄 Survey Navigation

Operating Expenses - Operating Expenses I M W C 📘 screen instructions

Operating expenses are all expenses an institution incurs attributable to home, away, and neutral-site intercollegiate athletic contests (commonly known as "game-day expenses"), for (A) Lodging, meals, transportation, uniforms, and equipment for coaches, team members, support staff (including, but not limited to team managers and trainers), and others; and (B) Officials.
 For a sport with a men's team and a women's team that have a combined budget, click [here](#) for special instructions.
 Report actual numbers, not budgeted or estimated numbers. Please do not round beyond the next dollar.

Men's Teams				Women's Teams			
Varsity Teams	Participants	Operating Expenses per Participant	By Team	Participants	Operating Expenses per Participant	By Team	Total Operating Expenses
Archery	<input type="text"/>	<input type="text"/>	<input type="text"/>	<input type="text"/>	<input type="text"/>	<input type="text"/>	<input type="text"/>
Beach Volleyball				<input type="text"/>	<input type="text"/>	<input type="text"/>	<input type="text"/>
Field Hockey				<input type="text"/>	<input type="text"/>	<input type="text"/>	<input type="text"/>
Total Operating Expenses Men's and Women's Teams	<input type="text"/>		<input type="text"/>	<input type="text"/>		<input type="text"/>	<input type="text"/>

Coed Teams							
Men				Women			
Varsity Teams	Participants	Operating Expenses per Participant	By Team	Participants	Operating Expenses per Participant	By Team	Total Operating Expenses
Archery	<input type="text"/>	<input type="text"/>	<input type="text"/>	<input type="text"/>	<input type="text"/>	<input type="text"/>	<input type="text"/>
Total Operating Expenses of Coed Teams	<input type="text"/>		<input type="text"/>	<input type="text"/>		<input type="text"/>	<input type="text"/>

Grand Total Operating Expenses

Grand Total Operating Expenses	<input type="text"/>	<input type="text"/>	<input type="text"/>	<input type="text"/>	<input type="text"/>
---------------------------------------	----------------------	----------------------	----------------------	----------------------	----------------------

CAVEAT

Note: This screen is for game-day expenses only.

PREVIOUS

SAVE

NEXT

RESET

Reporting by Team

Operating Expenses - Operating Expenses II M W C

[screen instructions](#)

Operating expenses are all expenses an institution incurs attributable to home, away, and neutral-site intercollegiate athletic contests (commonly known as "game-day expenses"), for (A) Lodging, meals, transportation, uniforms, and equipment for coaches, team members, support staff (including, but not limited to team managers and trainers), and others; and (B) Officials.
 For a sport with a men's team and a women's team that have a combined budget, click [here](#) for special instructions.
 Report actual numbers, not budgeted or estimated numbers. Please do not round beyond the next dollar.

Men's Teams				Women's Teams			
Varsity Teams	Participants	Operating Expenses per Participant	By Team	Participants	Operating Expenses per Participant	By Team	Total Operating Expenses
Archery	<input type="text"/>	<input type="text"/>	<input type="text"/>	<input type="text"/>	<input type="text"/>	<input type="text"/>	<input type="text"/>
Beach Volleyball				<input type="text"/>	<input type="text"/>	<input type="text"/>	<input type="text"/>
Field Hockey				<input type="text"/>	<input type="text"/>	<input type="text"/>	<input type="text"/>
Total Operating Expenses Men's and Women's Teams	<input type="text"/>		<input type="text"/>	<input type="text"/>		<input type="text"/>	<input type="text"/>

Coed Teams							
Men				Women			
Varsity Teams	Participants	Operating Expenses per Participant	By Team	Participants	Operating Expenses per Participant	By Team	Total Operating Expenses
Archery	<input type="text"/>	<input type="text"/>	<input type="text"/>	<input type="text"/>	<input type="text"/>	<input type="text"/>	<input type="text"/>
Total Operating Expenses of Coed Teams	<input type="text"/>		<input type="text"/>	<input type="text"/>		<input type="text"/>	<input type="text"/>

Grand Total Operating Expenses

Grand Total Operating Expenses	<input type="text"/>	<input type="text"/>	<input type="text"/>	<input type="text"/>	<input type="text"/>
---------------------------------------	----------------------	----------------------	----------------------	----------------------	----------------------

CAVEAT

Note: This screen is for game-day expenses only.

PREVIOUS
SAVE
NEXT
RESET

Note: Instructions in this user's guide address men's, women's, and coed teams. Please apply the information as appropriate for your school. For example, if you have women's teams only, follow the instructions that apply to women's teams and ignore the instructions that apply to men's teams and coed teams.

Information you need to complete this screen:

- **Operating (Game-Day) expenses** are *all expenses an institution incurs attributable to home, away, and neutral-site intercollegiate athletic contests (commonly known as “game-day expenses”) for*
 - (A) *Lodging, meals, transportation, uniforms, and equipment **for** coaches, team members, support staff (including, but not limited to team managers and trainers), and others; and*
 - (B) *Officials.*
- The Operating (Game-Day) Expenses category is a **subset** of the Total Expenses category. This means that the dollar amount you enter for Operating (Game-Day) Expenses should also be included on the Total Expenses screen.
- The original source of the funds used to pay operating expenses (e.g., fund-raising organizations) does not exempt the institution from reporting those expenses. If the funds are expended by the institution for one of the purposes listed in the statute, the expenses must be reported regardless of where the funds came from.
- Include:
 - Expenses incurred by a team during an entire year, not just those incurred during the sports season of a team (e.g., expenses for tournaments and bowl games).
 - Institutional expenditures only. Do not include expenses funded by outside entities that are unaffiliated with your institution, unless those funds are reimbursed by the institution.
- Do not include:
 - Categories of expenses that are not specifically listed in the above definition (e.g., game security).
 - Capital expenses and appearance fees or guarantees paid to visiting teams.
 - Facility rental, stadium/arena staff or other expenses not specifically listed above.
 - Expenses not attributable to a particular sport, such as general and administrative overhead. Those expenses must only be included on the Total Expenses screen in the Not Allocated by Gender/Sport field.
 - Practice equipment
- If you have a sport for which the women’s team and the men’s team have a **combined budget** report operating expenses for each team in a manner proportionate to the number of participants, unless you can separate out each team’s expenses or unless each team used half the budget. Use the Operating (Game-Day) Expenses Worksheet B to help calculate the proportionate amount for each team.
- If you offer a **team that did not compete** during the reporting period, return to the Sport Selection screen and remove the team. When changes are made to the Sport Selection screen, all screens must be re-saved. Expenses attributable to a team with no games should be included in the Not Allocated by Gender/Sport field on the Total Expenses Screen.
- To assist you with calculating the operating (game-day) expenses, utilize the Worksheets available on the Log In screen and also under Help on the menu bar once you have logged in.

Screen instruction:

Operating expenses are all expenses an institution incurs attributable to home, away, and neutral-site intercollegiate athletic contests (commonly known as “game-day expenses”), for (A) Lodging, meals, transportation, uniforms, and equipment for coaches, team members, support staff (including, but not limited to team managers and trainers), and others; and (B) Officials.

For a sport with a men’s team and a women’s team that have a combined budget, click here for special instructions.

Report actual numbers, not budgeted or estimated numbers. Please do not round beyond the next dollar.

Directions:

1. Enter the operating expenses for each men’s team that is listed on the screen.
2. Enter the operating expenses for each women’s team that is listed on the screen.
3. Enter the operating expenses for each coed team that is listed on the screen.
4. Click on the **Save** button at the bottom of the screen to record your data.

Note that the system will automatically calculate the data for all other categories on this screen.

Operating (Game-Day) Expenses Worksheet A

To assist you with calculating the operating (game-day) expenses, utilize the **Game-Day Expenses Worksheet A** available on the Log In screen and also under Help on the menu bar once you have logged in. Below is an image of the worksheet; however, the Excel Worksheet accessible from the website has formulas embedded in the table that will help you to correctly calculate your operating (game-day) expenses.

To complete this worksheet, enter the expense amount in each appropriate row, per team. The worksheet will sum the amounts by team.

Team						
Lodging						
Meals						
Transportation						
Uniforms						
Equipment						
Officials						
<i>Team Total</i>	\$ -	\$ -	\$ -	\$ -	\$ -	\$ -

If you have a men's and women's team with a combined budget, you may find the Prorating Worksheet helpful in calculating the operating (game-day) expenses on a per participant basis.

Operating (Game-Day) Expenses Worksheet B (Prorating)

Use this worksheet if the Men’s team and the Women’s team for the same sport have a combined budget that you cannot break out for reporting purposes. Please prorate Operating (Game-Day) Expenses by the number of participants on the Men’s team and on the Women’s team.

To complete this worksheet, enter the total combined operating expenses and the number of men’s team and women’s team participants. The worksheet will calculate the Operating (Game-Day) Expenses per participant and the prorated operating expenses for the men’s team and women’s team.

Please use these prorated operating expenses when calculating the Total Expenses and Total Revenues. Below is an image of the worksheet; however, the Excel Worksheet accessible from the website has formulas embedded in the table that will help you to correctly calculate your average salaries.

Team	Example Team		
Total Operating Expenses - Men’s and Women’s Teams Combined	\$ 15,000		
Participants on Men’s Teams	5		
Participants on Women’s Teams	10		
Operating Expenses per Participant	\$ 1,000		
Prorated Operating Expenses By Team Men’s Teams	\$ 5,000		
Prorated Operating Expenses By Team Women’s Teams	\$ 10,000		

Total Expenses

Screening Questions

Sports Selection

Participants

Head Coaching Staff

Student Aid

Recruiting Expenses

Operating Expenses

Total Expenses

• Expenses M W C

Total Revenues

Summary

Supplemental Info

Help

Survey Navigation

Total Expenses - Expenses M W C

[screen instructions](#)

Enter all expenses attributable to intercollegiate athletic activities. This includes appearance guarantees and options, athletically related student aid, contract services, equipment, fundraising activities, operating expenses, promotional activities, recruiting expenses, salaries and benefits, supplies, travel, and any other expenses attributable to intercollegiate athletic activities.
Report actual numbers, not budgeted or estimated numbers. Please do not round beyond the next dollar.

Varsity Teams	Men's Teams	Women's Teams	Total
Archery	<input type="text"/>	<input type="text"/>	<input type="text"/>
Beach Volleyball		<input type="text"/>	<input type="text"/>
Field Hockey		<input type="text"/>	<input type="text"/>
Total Expenses of all Sports, Except Football and Basketball, Combined (Men's and Women's Teams)	<input type="text"/>	<input type="text"/>	<input type="text"/>
Total Expenses Men's and Women's Teams	<input type="text"/>	<input type="text"/>	<input type="text"/>

Coed Teams			
Varsity Teams	Amount Allocated to Men	Amount Allocated to Women	Total
Archery	<input type="text"/>	<input type="text"/>	<input type="text"/>
Total Expenses Coed Teams	<input type="text"/>	<input type="text"/>	<input type="text"/>

Grand Total Expenses

Total Expenses Men's, Women's and Coed Teams	<input type="text" value="0"/>	<input type="text" value="0"/>	<input type="text" value="0"/>	
Not Allocated by Gender/Sport (Expenses not attributable to a particular sport or sports)				<input type="text"/>
Grand Total Expenses				<input type="text" value="0"/>

CAVEAT

PREVIOUS
SAVE
NEXT

RESET

Note: Instructions in this user's guide address men's, women's, and coed teams. Please apply the information as appropriate for your school. For example, if you have women's teams only, follow the instructions that apply to women's teams and ignore the instructions that apply to men's teams and coed teams.

Information you need to complete this screen:

- **Expenses** are *expenses attributable to intercollegiate athletic activities. This includes appearance guarantees and options, athletically related student aid, contract services, equipment, fundraising activities, operating expenses, promotional activities, recruiting expenses, salaries and benefits, supplies, travel, and any other expenses attributable to intercollegiate athletic activities.*
- Your total expenses include, and are expected to be greater than, your recruiting expenses, operating expenses, athletically related student aid, and coaches' salaries combined.
- The basis for determining whether an expense should be included in an institution's *EADA* data is simply whether the item was attributable to the institution's intercollegiate athletic activities.
- Include in Team Expenses:
 - Actual amounts expended by the team, not budgeted or estimated amounts.
 - Athletics aid awarded to non-athletes (student-managers, graduate assistants, trainers) who serve a specific team. Prorate these expenses by team if the individual serves more than one team. If the individual serves all teams, please put the athletics aid in the Not Allocated field.
 - Incurred expenses for non-competitive cheerleading (pep squad), mascots and pep band which support the varsity team.
 - Benefits paid to coaches by the institution.
 - The dollar amount for items donated to the institution for intercollegiate athletics (e.g., bats and shoes) if a dollar amount can be assigned.
- **Expenses Not Allocated by Gender/Sport** are expenses not attributable to a particular sport.
- Include in Not Allocated Expenses:
 - Expenses for varsity athletics staff not attributable to a particular sport, such as, athletic director, assistant athletic director, trainers, support staff.
 - General and administrative overhead.
 - If your school anticipated fielding a team, however, there were no participants and/or games for that team, place all related expenses in the Not Allocated field. You can add a caveat to explain the situation.
- Do not include in Team Expenses or Not Allocated by Gender/Sport:
 - Capital expenditures or debt service.
 - Money for indirect facilities (i.e., the value of facilities and services provided by the institution but not charged to athletics).
- To assist you with calculating the Team Expenses and Not Allocated by Gender/Sport Expenses, utilize the Worksheets available on the Log In screen and also under Help on the menu bar once you have logged in.

Screen instruction:

Enter all expenses attributable to intercollegiate athletic activities. This includes appearance guarantees and options, athletically related student aid, contract services, equipment, fundraising activities, operating expenses, promotional activities, recruiting expenses, salaries and benefits, supplies, travel, and any other expenses attributable to intercollegiate athletic activities.

Report actual numbers, not budgeted or estimated numbers. Please do not round beyond the next dollar.

Directions:

1. Enter expenses attributable to each men's team listed on the screen.
2. Enter expenses attributable to each women's team listed on the screen.
3. Enter expenses attributable to each coed team listed on the screen.
4. Enter expenses attributable to athletics but not to a particular gender/sport.
5. Click on the **Save** button at the bottom of the screen to record your data.

Note that the system will automatically calculate the data for all other categories on this screen.

Total Expenses Worksheet

To assist you with calculating the Total Expenses by team, utilize the Total Expense Worksheet available on the Log In screen and also under Help on the menu bar once you have logged in. Below is an image of the worksheet; however, the Excel Worksheet accessible from the website has formulas embedded in the table that will help you to correctly calculate your Total Expenses by team.

To complete this worksheet, enter the expense amount in each appropriate row, per team. The worksheet will sum the amounts by team.

Team				
Head Coaches' Salaries				
Assistant Coaches' Salaries				
Athletically Related Student Aid				
Recruiting Expenses				
Operating (Game-day) Expenses				
<i>Team Subtotal</i>	\$ -	\$ -	\$ -	\$ -
Appearance guarantees & options				
Contract services				
Practice equipment				
Fundraising activities				
Promotional activities				
Benefits				
Supplies				
Travel				
Any other expense attributable to team activities				
<i>Team Total</i>	\$ -	\$ -	\$ -	\$ -

Expenses Not Allocated by Gender/Sport Worksheet

To assist you with calculating the Not Allocated by Gender/Sport Expenses, utilize the Not Allocated Expense Worksheet available on the Log In screen and also under Help on the menu bar once you have logged in. Below is an image of the worksheet; however, the Excel Worksheet accessible from the website has formulas embedded in the table that will help you to correctly calculate your Expenses Not Allocated by Gender/Sport.

To complete this worksheet, enter the expense amount in each appropriate row. The worksheet will sum the amounts.

Expense	Amount
Athletic Director's salary, bonuses & benefits	
Assistant Athletic Directors' salaries, bonuses & benefits	
Salaries, bonuses & benefits for the athletic department support staff	
Trainers' salaries, bonuses & benefits	
General administrative overhead	
Conference and NCAA dues	
Costs for teams for which there were no participants (Start-up or Discontinued teams)	
Any other expenses pertaining to varsity athletics, but not to a particular team	
Total	\$ -

Total Revenues

Total Revenues - Revenues M W C

[screen instructions](#)

Your total revenues must cover your total expenses.
 Enter all revenues attributable to intercollegiate athletic activities. This includes revenues from appearance guarantees and options, an athletic conference, tournament or bowl games, concessions, contributions from alumni and others, institutional support, program advertising and sales, radio and television, royalties, signage and other sponsorships, sport camps, state or other government support, student activity fees, ticket and luxury box sales, and any other revenues attributable to intercollegiate athletic activities.
 Report actual numbers, not budgeted or estimated numbers. Please do not round beyond the next dollar.

Varsity Team	Men's Teams	Women's Teams	Total
Archery	<input type="text"/>	<input type="text"/>	<input type="text"/>
Beach Volleyball		<input type="text"/>	<input type="text"/>
Field Hockey		<input type="text"/>	<input type="text"/>
Total Revenues of all Sports, Except Football and Basketball, Combined (Men's and Women's Teams)	<input type="text"/>	<input type="text"/>	<input type="text"/>
Total Revenues Men's and Women's Teams	<input type="text"/>	<input type="text"/>	<input type="text"/>

Varsity Team	Amount Allocated to Men	Amount Allocated to Women	Total
Archery	<input type="text"/>	<input type="text"/>	<input type="text"/>
Total Revenues Coed Teams	<input type="text"/>	<input type="text"/>	<input type="text"/>

Grand Total Revenues

Total Revenues Men's, Women's and Coed Teams	<input type="text" value="0"/>	<input type="text" value="0"/>	<input type="text" value="0"/>
Not Allocated by Gender/Sport (Revenues not attributable to a particular sport or sports)			<input type="text"/>
Grand Total Revenues for all Teams (includes by team and not allocated by gender/sport)			<input type="text" value="0"/>

CAVEAT

PREVIOUS
SAVE
NEXT
RESET

Note: Instructions in this user's guide address men's, women's, and coed teams. Please apply the information as appropriate for your school. For example, if you have women's teams only, follow the instructions that apply to women's teams and ignore the instructions that apply to men's teams and coed teams.

Information you need to complete this screen:

- **Revenues** are revenues attributable to intercollegiate athletic activities. This includes revenues from appearance guarantees and options, an athletic conference, tournament or bowl games, concessions, contributions from alumni and others, institutional support, program advertising and sales, radio and television, royalties, signage and other sponsorships, sports camps, state or other government support, student activity fees, ticket and luxury box sales, and any other revenues attributable to intercollegiate athletic activities.
- When reporting revenues for the EADA Survey, it is important to remember that this is not an accounting report. It collects data about revenues and expenses that are similar to data from an income and expenses statement. Therefore, revenue must always equal or exceed expenses, showing that the institution is supporting the teams. **For the purposes of EADA reporting, revenue is any money used to pay for team expenses.** If money is earned in previous years and used to pay for expenses in the current year, then that is revenue both for the year that it was earned and the year that it was used.
- **Revenues include more than earned income** (such as gate receipts). The basis for determining whether revenue should be included is simply whether the item was attributable to the institution's intercollegiate athletic activities.
- Total annual revenues means gross revenues.
- When reporting revenues from **institutional support** include budgeted dollars that were not spent *only* if those dollars remained in the athletic department's or team's budget at the end of the year. For example, if a sport is budgeted \$20,000 for the year, and at the end of the year the sport has only spent \$11,000, there is a \$9,000 surplus. If the \$9,000 remained in the athletics department's or team's budget, you should include the \$9,000 in your reported revenues. If, however, the \$9,000 was taken out of the athletics department's or team's budget, do not include the \$9,000 in your reported revenues.
- **Your grand total reported revenues must cover your grand total reported expenses.** If your initial calculations indicate that your total revenues do not cover your total expenses, you may find it helpful to work backwards. How were the bills paid? The funds used to pay them should be included in your revenues.
- Include:
 - Revenues derived from fund-raising activities.
 - Actual amounts earned or received, not pledged, budgeted, or estimated amounts.
 - Athletics aid awarded to non-athletes (student-managers, graduate assistants, trainers) who serve a specific team. Prorate these expenses by team if the individual serves more than one team. If the individual serves all teams, please put the athletics aid in the Not Allocated field.
 - Institutional support used to pay for team expenses.
- Do not include:
 - Capital assets and related debts (money specifically identified to pay for capital assets).
 - Money for indirect facilities.
- **Not Allocated by Gender/Sports** include revenues not attributable to a particular sport or sports.

- Include in Not Allocated Revenues:
 - Alumni contributions to the athletic department not targeted to a particular sport or sports.
 - Investment interest income and student activity fees that stayed in the athletic department’s account or was used to pay an athletic expense not attributable to a particular sport.
 - Funds to cover the athletics director’s salary.
 - Money budgeted for a team for which there were no participants.
- Do not Include in Not Allocated Revenues:
 - Money allocated to the athletic department to pay for team expenses. This should be included in the team’s revenue.
 - Investment interest income and student activity fees that was used to pay an athletic expense attributable to a particular sport. These should be included in the individual team’s total revenue.
- To assist you with calculating the Team Revenues and the Not Allocated by Gender/Sport Revenues, utilize the Worksheets available on the Log In screen and also under Help on the menu bar once you have logged in.

Screen instruction:

Enter revenues derived by the institution according to the categories listed on the screen, as appropriate.

Directions:

1. Enter revenues attributable to each men’s team listed on the screen.
2. Enter revenues attributable to each women’s team listed on the screen.
3. Enter revenues attributable to each coed team listed on the screen.
4. Enter revenues attributable to athletics but not to a particular gender/sport.
5. Click on the **Save** button at the bottom of the screen to record your data.

Note that the system will automatically calculate the data for all other categories on this screen.

Total Revenues Worksheet

To assist you with calculating the Total Revenues by team, utilize the **Total Revenues Worksheet** available on the Log In screen and also under Help on the menu bar once you have logged in. Below is an image of the worksheet; however, the Excel Worksheet accessible from the website has formulas embedded in the table that will help you to correctly calculate your Total Revenues by team.

For the purposes of EADA, Revenues are any funds used to pay for team expenses. These funds can be earned revenue or institutional support. Earned revenue is derived from various sources such as: appearance guarantees and options, athletic conferences, tournaments or bowl games, concessions, contributions from alumni and others, program advertising and sales, radio and television, royalties, signage and other sponsorships, sports camps and all other earned revenue attributable to team activities (e.g., fundraising activities). Revenues should also include institutional, state or other government support that is used to pay for coaches' salaries, bonuses and benefits, athletically related student aid, recruiting expenses, operating (game-day) expenses, supplies, and any other revenue attributable to team activities (e.g., student activity fees used to pay for team expenses).

To complete this worksheet, enter the amount of revenue in each appropriate row, per team. The worksheet will sum the amounts by team.

Team			
Appearance guarantees and options			
Athletic conference			
Tournament or bowl games			
Concessions			
Contributions from alumni and others			
Program advertising and sales			
Radio and television			
Royalties			
Signage and other sponsorships			
Sports camps			
Ticket and luxury box sales			
Any other earned revenue attributable to team activities (e.g., fundraising activities)			
<i>Team Earned Revenue Subtotal</i>	\$ -	\$ -	\$ -
Funds to pay for Coaches' and team staff's salaries, bonuses and benefits			
Funds to pay for Athletically Related Student Aid			
Funds to pay for Recruiting Expenses			
Funds to pay for Operating Expenses			
Funds to pay for Supplies			
Funds to pay for any other revenue attributable to team activities (such as Student Activity Fees allocated to this team)			
<i>Team Institutional, state or government Support Subtotal</i>	\$ -	\$ -	\$ -
<i>Team Total</i>	\$ -	\$ -	\$ -

Revenues Not Allocated by Gender/Sport Worksheet

To assist you with calculating the Revenues Not Allocated by Gender/Sport, utilize the **Revenues Not Allocated by Gender/Sport Worksheet** available on the Log In screen and also under Help on the menu bar once you have logged in. Below is an image of the worksheet; however, the Excel Worksheet accessible from the website has formulas embedded in the table that will help you to correctly calculate your Revenues Not Allocated by Gender/Sport.

Revenues Not Allocated by Gender/Sport: *include revenues not attributable to a particular sport or sports*. These funds can be earned revenue or institutional support. Earned revenue is derived from various sources such as: alumni contributions to the athletic department not targeted to a particular sport or sports, investment interest income, athletic conference money, radio and advertising sales, royalties, signage or other sponsorships, and any other earned revenue not attributable to a team (e.g., fundraising activities). Revenues should also include institutional, state or other government support that is used to pay for athletic director's, assistant athletic director's, department support staff, and trainers salaries, bonuses and benefits, general administrative overhead, conference and NCAA dues, costs for teams for which there were no participants (e.g., start-up or discontinued teams).

To complete this worksheet, enter the amount of revenue in each appropriate row. The worksheet will sum the amounts.

Revenue	Amount
Contributions from alumni and others	
Investment interest income	
Athletic Conference	
Radio advertising and sales	
Royalties	
Signage or other sponsorships	
Any other earned revenue not attributable to a team (e.g., fundraising activities)	
Funds to pay Athletic Director's salary, bonuses & benefits	
Funds to pay Assistant Athletic Directors' salaries, bonuses & benefits	
Funds to pay salary, bonuses & benefits for the athletic department support staff	
Funds to pay trainers' salaries, bonuses & benefits	
Funds to pay general administrative overhead	
Funds to pay conference and NCAA dues	
Funds to pay costs for teams for which there were no participants, start- up or discontinued teams	
<i>Not Allocated by Gender/Sport Total</i>	\$ -

Summary

- Screening Questions ▾
- Sports Selection ▾
- Participants ▾
- Head Coaching Staff ▾
- Assistant Coaching Staff ▾
- Student Aid ▾
- Recruiting Expenses ▾
- Operating Expenses ▾
- Total Expenses ▾
- Total Revenues ▾
- Summary
- Summary M W C
- Supplemental Info ▾

error message

- fatal error
- confirm or explain
- resolved explanation
- overridden by admin

? Help

← Survey Navigation

↶ Back to Institution

Summary - Men's, Women's and Coed Teams screen instructions

Your Grand Total Revenues must be equal to or greater than your Grand Total Expenses or you will not be able to lock your survey.

		Men's Teams	Women's Teams	Coed Teams	Total
1	Total of Head Coaches' Salaries	109,488	187,504	44,770	341,762
2	Total of Assistant Coaches' Salaries	127,515	70,695	19,586	217,796
3	Total Salaries (Lines 1+2)	237,003	258,199	64,356	559,558
4	Athletically Related Student Aid	349,336	229,554	78,309	657,199
5	Recruiting Expenses	13,350	9,980	1,417	24,747
6	Operating (Game-Day) Expenses	148,842	136,456	103,388	388,686
7	Summary of Subset Expenses (Lines 3+4+5+6)	748,531	634,189	247,470	1,630,190
8	Total Expenses for Teams	846,884	660,621	275,404	1,782,909
9	Total Expenses for Teams Minus Subset Expenses (Line 8 - Line 7)	98,353	26,432	27,934	152,719
10	Not Allocated Expenses				257,066
11	Grand Total Expenses (Lines 8+10)				2,039,975
12	Total Revenues for Teams	846,884	660,621	275,404	1,782,909
13	Not Allocated Revenues				257,066
14	Grand Total Revenues (Lines 12+13)				2,039,975
15	Total Revenues for Teams minus Total Expenses for Teams (Line 12- Line 8)	0	0	0	0
16	Grand Total Revenues Minus Grand Total Expenses (Line 14- Line 11)				0

To return to a data entry screen, click on the link in the [Navigation Menu](#).
To proceed to the Supplemental Information screen, click on the link in the [Navigation Menu](#) or click on the "Next" button on this screen.

PREVIOUS
NEXT

The Summary screen displays the totals you entered on previous screens. If this screen shows errors, you must revisit previous screens to make changes. For example, if Line 9 indicates that your Total Expenses are less than your subset expenses (i.e., your Coaches' Salaries, Athletically Related Student Aid, Recruiting Expenses, and Operating Expenses), you must revisit those screens to determine the problem and fix it. A common error is omitting coaches' benefits or other expenses on the Total Expenses screen. **Remember that all errors must be corrected and your Grand Total Revenues must be equal to or greater than your Grand Total Expenses before you can lock your survey.** Use the links on the left-hand side of the screen to return to any screen that requires corrections. Be sure to click on the **Save** button on each screen on which you make changes.

After all errors have been corrected, or if this screen does not show any errors, click on the **Next** button to proceed to the Supplemental Information screen.

Below is a chart to guide you through the Summary screen.

1. Total of Head Coaches' Salaries	The total is derived from the amounts entered on the Head Coaches' Salaries screen. The total is the Average Annual Institutional Salary per Head Coach multiplied by the Number of Head Coaches Used to Calculate the Average. For details, see pages 35-41.
2. Total of Assistant Coaches' Salaries	The total is derived from the amounts entered on the Assistant Coaches' Salaries screen. The total is the Average Annual Institutional Salary per Assistant Coach multiplied by the Number of Assistant Coaches Used to Calculate the Average. For details, see pages 45-51.
3. Total Salaries	Sum of Lines 1 + Line 2. (Total Head Coaches' Salaries + Total of Assistant Coaches Salaries)
4. Athletically Related Student Aid	Athletically Related Student Aid as entered on this screen. For details, see pages 52-54.
5. Recruiting Expenses	Recruiting Expenses as entered on this screen. For details, see pages 55-57.
6. Operating (Game day) Expenses	The Grand Total Operating (Game-day) Expenses by gender. For details, see pages 58-63.
7. Summary of Subset Expenses	Sum of Lines 3 + Line 4 + Line 5 + Line 6. (Total Salaries + Athletically Related Student Aid + Recruiting Expenses + Operating (Game day) Expenses)
8. Total Expenses by team	The Total Expenses for Men's teams, the Total Expenses for Women's and the Total Expenses for Coed teams. For details, see pages 64-68.
9. Total Expenses by team Minus Subset Expenses	The difference from Line 8 – Line 7. The total team expenses (Line 8) should be greater than the subset expenses (Line 7).
10. Not Allocated Expenses	Amount entered into the Not Allocated by Gender/Sport field on the Total Expenses screen. For details, see page 68.
11. Grand Total Expenses	Sum of Line 8 + Line 10. (Total Expenses + Not Allocated Expenses)
12. Total Revenues by team	The Total Revenues for Men's teams, the Total Revenues for Women's teams and the Total Revenues for Coed teams. For details, see pages 69-73.
13. Not Allocated Revenues	Amount entered into the Not Allocated by Gender/Sport field on the Total Revenues screen. For details, see pages 73.
14. Grand Total Revenues	Sum of Line 12 + Line 13. (Total Revenues + Not Allocated Revenues)
15. Total Revenues by team Minus Total Expenses by team	The difference from Line 12 – Line 8. (Total Revenues by team – Total Expenses by team) The team revenues (Line 12) must exceed or equal the team expenses (Line 8).
16. Grand Total Revenue Minus Grand Total Expenses	The difference from Line 14 – Line 11. (Grand Total Revenues – Grand Total Expenses) This is the money that remained in the athletics department after all expenses were paid.

How to use the information on the Summary screen in comparison to your institution's accounting records:

1. Does the sum of the salaries (lines 1, 2 and 3) match your institution's records? Allow for a few dollars variation due to calculation of average. If not, return to the salary screen and adjust the average salary.
2. Does the amount reflected in the Athletically Related Student Aid (line 4) match your institution's records? If not, return to the athletically related student aid screen and adjust the number.
3. Does the amount reflected in the Recruiting Expenses (line 5) match your institution's records? If not, return to the Recruiting Expenses screen and adjust the number.
4. Does the amount reflected on the Operating (Game-Day) Expenses (line 6) include only game-day expenses for meals, lodging, transportation, uniforms, equipment and the price for officials? If not, return to the Operating (Game-Day) Expenses screen and adjust the number for each appropriate team.
5. Does the amount reflected on the Total Expenses for Teams (line 8) include all team related expenses; such as, salaries, athletically related student aid, recruiting expenses, operating (game- day) expenses; as well as expenses for, appearance guarantees & options, contract services, practice equipment, fundraising and promotional activities, benefits (FICA, Health insurance, etc.), supplies, facility rental, security and additional staff for game days, tuition waivers for GAs, etc.? If not, access the All Expenses Worksheet, return to the Total Expenses screen and adjust the number for each appropriate team.
6. Does the amount reflected on line 9 include team related expenses; such as, appearance guarantees & options, contract services, practice equipment, fundraising and promotional activities, benefits (FICA, Health insurance, etc.), supplies, facility rental, security and additional staff for game days, tuition waivers for GAs, etc.? This number cannot be negative and more than likely should not be zero.

If the number is negative or zero, possible reasons for this problem may be:

- Average salaries were calculated with benefits. If the calculations include benefits, please provide new average salaries without benefits.
 - Benefits were not included in the team expenses and the money to pay for benefits was not included in team revenues. If not, please provide new total expenses and total revenues by team, including benefits.
 - Something is missing from total expenses. Please see Total Expense worksheet to make sure you have included all expenses.
 - Operating (Game-day) Expenses included items other than meals, lodging, transportation, uniforms and equipment for game-days; and the cost of officials. If so, please remove other items and provide new operating expenses.
7. The amount reflected on line 15 is negative. Was institutional support included in the team revenues? If not, please return to the Total Revenues screen and adjust the number for each appropriate team. Please see Total Revenues worksheet to make sure you have included all revenues.

All Expenses Worksheet

To assist you with calculating All Team Expenses, utilize the **All Expenses Worksheet** available on the Log In screen and also under Help on the menu bar once you have logged in. Below is an image of the worksheet; however, the Excel Worksheet accessible from the website has formulas embedded in the table that will help you to correctly calculate All Expenses by team.

To complete this worksheet, enter the expense amount in each appropriate row, per team. The worksheet will sum the amounts by team. The worksheet will also sum the amounts by row to attain an All Team Total.

There is a separate worksheet tab for Men's teams, Women's teams and Coed teams.

Team				All Team Total
Head Coaches' Salaries				\$ -
Assistant Coaches' Salaries				\$ -
Scholarships				\$ -
Grants				\$ -
Other (Campus Housing, Campus Meal Plans, etc.)				\$ -
Athletically Related Student Aid	\$ -	\$ -	\$ -	\$ -
Recruiting Expenses				\$ -
Lodging				\$ -
Meals				\$ -
Transportation				\$ -
Uniforms				\$ -
Equipment				\$ -
Officials				\$ -
Operating (Game-day) Expenses	\$ -	\$ -	\$ -	\$ -
<i>Summary of Subset Expenses Subtotal</i>	\$ -	\$ -	\$ -	\$ -
Appearance guarantees & options				\$ -
Contract services				\$ -
Practice equipment				\$ -
Fundraising activities				\$ -
Promotional activities				\$ -
Benefits (FICA, Health Insurance, etc.)				\$ -
Supplies				\$ -
Travel				\$ -
Facility Rental				\$ -
Security and additional staff for game days				\$ -
Tuition Waivers for GAs				\$ -
Any other expense attributable to team activities				\$ -
<i>Additional Expense Subtotal</i>	\$ -	\$ -	\$ -	\$ -
<i>Team Total</i>	\$ -	\$ -	\$ -	\$ -

Supplemental Information

Supplemental Information (optional) [screen instructions](#)

This screen may be used to help the reader better understand the data you have provided, or to help a prospective student-athlete make an informed choice of an athletics program. This information will be viewable on the EADA public website. Please do not include the names of individuals or write messages to the help desk. To explain specific data entered on a previous screen, please use the caveat box on that screen.

PREVIOUS **SAVE** **SURVEY NAVIGATION** **RESET**

error message

- fatal error
- confirm or explain
- resolved explanation
- overridden by admin

Help

Survey Navigation

The Supplemental Information screen is **optional**. It allows you to provide the reader with general information about your data, or to provide information to help a prospective student-athlete make an informed choice of an athletics program. You can enter a total of 1,000 characters in this space. When your data are migrated to the Department’s public website, this information will be included. Note that if you want to provide additional information about any of the previous survey screens, please use the caveat box on the specific screen rather than using the Supplemental Information screen.

If you enter text on this screen remember to click on the **Save** button at the bottom of the screen to record your entry. If you do not want to enter information on this screen just leave it blank.

Note: Do not use the symbols < or > in your text. The survey system cannot save your text if you do. If you do not want to include Supplemental Information with your data, please do not write “None,” “N/A,” or similar text on the screen as we will have to delete it.

Reviewing and Submitting Your Survey


Before you can lock and submit your survey, you must review it for possible errors. Depending on your survey data, there are two possible screens to review:

Step 3: Lock the survey

Review Caveat

 You must complete this step before you check for errors

Check for Errors

 Check for errors (has unresolved errors)

LOCK THE SURVEY

Caveat Review:

If you have entered any caveats, they will be migrated to the public website along with your data. For this reason, the caveats cannot contain the personally identifying information (e.g., names of individuals) or messages to the help desk. Please also review them for clarity, grammar, and spelling.

Next, click on the **Update and/or Confirm** button to save your changes or to confirm that no changes are needed.

Note that if you have not entered any caveats, you will not have a link to the Caveat Review screen.

[Navigation Menu](#) > Review Caveats

Review Caveats

All caveats must be reviewed before the survey can be locked.

*The caveats below will be migrated to the public website along with your data. Please review them for clarity, grammar, and spelling.

*Next, click on the "Update and/or confirm" button to save your changes or to confirm that no changes are needed.

Revenues

UPDATE AND/OR CONFIRM

GO BACK TO SURVEY NAVIGATION

Check for Errors/Error Report:

When you have finished entering your data, you must check for errors (and correct any that exist) before you can lock the survey. To do this, go to the Survey Navigation/Status screen. It will have a **Check for Errors** link. Follow these steps:

Navigation Menu > Error Report

Error Report

All errors must be resolved before the survey can be locked.

Global Errors

You did not complete all of the required survey items.

SEVERITY	ERROR DESCRIPTION	RESOLVED	OPTIONS
Fatal	The unduplicated count of participants should be greater than 0. The unduplicated count is a head count of all participants. If an individual participates on more than 1 team, count that individual only once in the unduplicated count.	No	
Fatal	The unduplicated count of participants should be greater than 0. The unduplicated count is a head count of all participants. If an individual participates on more than 1 team, count that individual only once in the unduplicated count.	No	
Fatal	<p>You did not complete all of the required survey items. The following screens have missing information:</p> <ul style="list-style-type: none"> Athletically Related Student Aid Expenses Head Coaches Coed Teams Head Coaches Men's Teams Head Coaches Salaries Head Coaches Women's Teams Operating (Game Day) Expenses Recruiting Expenses Revenues <p>You may have received this error because you have not entered data into the above screens. If this is the case, please click "Return to data entry screens" and complete the survey.</p> <p>OR</p> <p>You may have received this error after you have entered data into the above screens, but you have made changes to the preliminary screens (screening questions, sports selection, or athletic participation). If this is the case, please click "Return to data entry screens" and re-save every screen.</p> <p>No other error checks can be performed until the missing information is provided.</p>	No	

Screening Questions

SEVERITY	ERROR DESCRIPTION	RESOLVED	OPTIONS
Explanation	For the purposes of the EADA, a coed team is a single team on which men and women compete as equals. If both men and women are eligible to participate on a team, but for the 12-month reporting period the team had only male or only female participants, do not designate the team as coed. Please use the explanation box below to confirm that your institution has a coed team or teams. If you do not have a coed team or teams, please close this box and deselect Coed Teams from Question 2.	No	<p>ERROR SCREEN</p> <p>ADD EXPLANATION</p>

Athletics Participation - Men's, Women's and Coed Teams

SEVERITY	ERROR DESCRIPTION	RESOLVED	OPTIONS
Fatal	The number of participants must be greater than or equal to 11. If you have no participants in this sport, uncheck the sport on the Sports Selection screen.	No	ERROR SCREEN

BACK TO SURVEY NAVIGATION

Check for Errors link. Follow these steps:

- Click on the **Check for Errors** link. You will be taken to an Error Report screen. This report displays a list of any errors detected by the survey system and includes links to screens requiring updates.
- If the system has detected any errors, you must correct them before you can lock survey. To correct an error, click on the link adjacent to the error under the Options column. If you have an error that affects only one screen, the link will read, “Error Screen.” If you have a Global error, or an error that affects more than one screen, the link will read, “Return to data entry screens.” Remember that if you correct an error on one screen, you might also need to correct data on another screen. For example, if you correct operating expenses for your women’s tennis team, be sure to adjust your total expenses for women’s tennis as well.
- After you correct an error, click the **Save** button. The Error Report screen will be updated and you will see “Yes” in green on the associated line under the “Resolved” column when you return to the report.
- Continue fixing your data until all errors have been resolved.

Locking Your Survey

After you conduct the error check and there are no errors detected by the survey system, you are ready to lock your survey. Remember that only the primary keyholder can lock the survey.

You do not have to lock your survey immediately when you resolve all issues, if any. For example, you may want to discuss the data with a colleague. In that case, click on the **Back to Survey Navigation** button on the Error Report screen.

Locking the survey creates a read-only file and prevents additional updates. It is advisable to lock the survey only AFTER the data inputs have been thoroughly verified and deemed final.

When you are ready to lock your survey:

1. Select **LOCK THE SURVEY**.
2. Select **CONTINUE WITH LOCKING**.

A survey must be locked before it is considered complete. To get confirmation of completion, go to the Survey Navigation screen. At the bottom on the Survey Navigation screen is the “**Click here for EADA Survey Completion Certificate**” link.

Once your survey is locked, you must contact the *EADA* Help Desk if you subsequently discover an error and need to make changes.

Note: Always print a copy of your completed survey for your records.

Print EADA Survey Completion Certificate


After you lock your survey data, the survey system will not automatically send an e-mail. To get confirmation of completion, go to the Survey Navigation screen. At the bottom of the Survey Navigation screen is the “**Click here for Survey Completion Certificate**” link.

Step 3: Lock the survey

Review Caveat/Campus Description 1 Review Caveat/Campus Description - Confirmed	Check for Errors 1 Check for errors - Confirmed
--	--

Select this link to print or get a PDF of the survey completion certificate.

1 **Congratulations** You have completed all surveys for this institution. Please click the link below for completion certificate.

 [Click here for Survey Completion Certificate](#)

Print Get PDF

EADA Survey Completion Certificate

Equity in Athletics Disclosure Act data for
Sample University
(900001)
were completed and locked on October 1, 2021.

Thank you for your participation in the 2021 data collection.
This certificate was prepared on October 1, 2021.

NOTE: Using the print button may cause The Department of Education watermark on the certificate to not be printed due to browser settings.

CLOSE

What Happens After Your Survey Data Have Been Locked?

The survey data will be reviewed by content specialists. Although the survey system did not detect any errors, or any further errors, and you were able to lock your survey, there may still be errors, or questions about your data. If this is the case, an e-mail will be sent to the address on the Registration screen asking you to contact the help desk toll-free by telephone to correct an error or to clarify some specific data or some text in a caveat.

For example, there may be a discrepancy between something written in a caveat, and the data on that screen. Another example is stating that the huge increase in a line item from the previous year was due to an increase in capital expenses. Capital expenses are not included in the *EADA* data collection, and thus should be removed.

Migrating the Data to OPE's Public Website

After the questions have been resolved, or if there are no questions, your institution's survey data will be migrated to the Office of Postsecondary Education's public website for anyone to view. That address is: <http://ope.ed.gov/athletics>. Please note that it may take several weeks before your survey data are migrated as there are many surveys to review.

To view your institution's data on the public website, click on the first report option ("**Get data for one institution**"). Enter the name of your institution in the Name of Institution field, and hit "Enter" on your keyboard or click on the Search button at the bottom of the screen. Then click on the links to view the various survey screens.

Appendix A. Instructions for Institutions with Sports that had Cancelled Seasons Due to COVID-19

The bullets below provide general instructions for how institutions should report for teams/sports that did not compete during the EADA reporting period due to COVID-19.

These instructions should be followed for all teams that did not participate in any intercollegiate competitions during the reporting period as a result of cancelled seasons.

- On the **Sports Selection Screen**, do not select sports that had cancelled seasons due to COVID-19, meaning that the sport did not compete in any intercollegiate games or competitions during the EADA reporting year.
- On the **Athletically Related Student Aid Screen**, continue to include athletically related student aid for these sports in the total amount of aid awarded to men's and women's teams.
- On the **Recruiting Expenses Screen**, continue to include recruiting costs for these sports in the Recruiting Expenses totals.
- On the **Total Expenses Screen**, combine all other expenses for these teams (coaching salaries, any other expenses) in the Not Allocated by Gender/Sport field and put a breakdown by team in the caveat field.
- On the **Total Revenues Screen**, combine all revenues for these teams in the Not Allocated by Gender/Sport field and put a break down by team in the caveat field.

If an institution reports **Track and Field and Cross Country combined, but one of the sports (i.e. Track Indoor, Track Outdoor, or Cross Country) did not compete** at all during the reporting period, then follow the directions below.

- Select **Track and Field and Cross Country (combined)** on the **Sport Selection** screen.
- Enter a note in the **Caveat** section on the **Participants** screen about the cancelled sport. If you have the anticipated participant count of the cancelled sport, you can include those counts in the Caveat as well. (Enter zeros for the team that did not compete.)
- **Report all other data as a lump sum for all three sports.** Example: Report for the salary paid to the Track and Field and Cross Country (combined) coach for coaching Track and Field Indoor, Track and Field Outdoor, and Cross Country combined.

If an institution reports **Track and Field and Cross Country combined, but two of the sports (i.e. Track Indoor, Track Outdoor, or Cross Country) did not compete** at all during the reporting period, then you should report for the sport that did compete individually.

If your institution did not offer any sports during the reporting period due to spring cancellations, please call the Help Desk at 888-233-5421 to discuss reporting.