
 <p>U.S. DEPARTMENT OF COMMERCE U.S. Census Bureau</p> <p>GROUP QUARTERS LISTING SHEET AMERICAN COMMUNITY SURVEY (ACS)</p>	(1) GQ Name		
	(2) Sample Date	(3) Username	(4) Interview Date <i>Month/Day/Year</i>
	(5) GQ Control Number		
	(6) Total Number of Current Residents (Current Pop)		

Line No. (7)	Sample Resident Name and Location Description (8)	Telephone Number/Remarks (9)
1		
2		
3		
4		
5		
6		
7		
8		
9		
10		
11		
12		
13		
14		
15		


(10) Footnotes

 <p style="text-align: center; margin-top: 20px;">HOJA DE LISTADO DEL ALOJAMIENTO DE GRUPO ENCUESTA SOBRE LA COMUNIDAD DE PUERTO RICO (PRCS)</p>	DEPARTAMENTO DE COMERCIO DE LOS EE.UU. Administración de Economía y Estadísticas OFICINA DEL CENSO DE LOS EE.UU.		
	(1) Nombre del GQ		
	(2) Fecha de la Muestra	(3) Nombre de usuario	(4) Fecha de la Entrevista Mes/Día/Año
	(5) Número de Control del GQ		
(6) Número Total de Residentes Actuales (Población Actual)			

Núm. de Línea (7)	Nombre del Residente en la Muestra y Descripción de la Localización (8)	Número de Teléfono/Comentarios (9)
1		
2		
3		
4		
5		
6		
7		
8		
9		
10		
11		
12		
13		
14		
15		

(10) Notas al Calce

FORM **ACS-290B(GQ)** (11-5-2020)

 <p style="text-align: center; margin-top: 10px;">SURVEY PACKAGE CONTROL LIST FOR SPECIAL SWORN STATUS (SSS) INDIVIDUALS AMERICAN COMMUNITY SURVEY GROUP QUARTERS</p>	<p style="text-align: center; font-size: small;">U.S. DEPARTMENT OF COMMERCE U.S. CENSUS BUREAU</p> <p>1. GQ Name</p> <hr/> <p>2. GQ Control Number</p> <hr/> <p>3. SSS Name</p> <hr/> <p>4. SSS Phone Number</p>
---	---

NOTE – Please return this form to the Field Representative who picks up the survey package.

Sample Resident Name (a)	Date questionnaire				Remarks (d)
	Distributed (b)		Collected (c)		
	Month	Day	Month	Day	
1.					
2.					
3.					
4.					
5.					
6.					
7.					
8.					
9.					
10.					
11.					
12.					
13.					
14.					
15.					

FORMA ACS-290B(GQ)(PR)(SP) (9-30-2020)

<p style="text-align: center; font-size: small;">DEPARTAMENTO DE COMERCIO DE LOS EE.UU. OFICINA DEL CENSO DE LOS EE.UU.</p> <div style="display: flex; justify-content: space-between; align-items: center;"> <div style="text-align: center;"> <p>Oficina del</p> <h1 style="margin: 0;">Censo</h1> <p style="font-size: x-small; margin: 0;">Estados Unidos</p> <p style="margin: 0;">Puerto Rico</p> </div> <div style="text-align: right;"> <p>1. Nombre del GQ</p> <hr/> <p>2. Número de control del GQ</p> <hr/> <p>3. Nombre del empleado especial juramentado</p> <hr/> <p>4. Número de teléfono del empleado especial juramentado</p> </div> </div> <p style="text-align: center; font-weight: bold; margin-top: 10px;"> LISTA DE CONTROL DEL PAQUETE DE MATERIALES DE LA ENCUESTA PARA LOS EMPLEADOS ESPECIALES JURAMENTADOS </p> <p style="text-align: center; font-weight: bold; margin-top: 10px;"> ENCUESTA SOBRE LA COMUNIDAD DE PUERTO RICO </p> <p style="text-align: center; font-weight: bold; margin-top: 10px;"> ALOJAMIENTO DE GRUPO </p>	
--	--

NOTA Por favor, devuelva esta forma al Representante de Campo cuando él/ella regrese a recoger los paquetes de materiales de la encuesta.

Nombre del Residente en la Muestra (a)	Fecha del cuestionario				Comentarios (d)
	Distribuido (b)		Recogido (c)		
	Mes	Día	Mes	Día	
1.					
2.					
3.					
4.					
5.					
6.					
7.					
8.					
9.					
10.					
11.					
12.					
13.					
14.					
15.					

Welcome to the American Community Survey Group Quarters eListing

Thank you for your participation.

For technical difficulties or questions please email acso.elisting@census.gov.

Please Log In



Login by entering the user ID given to you in the Census letter and press the 'Login' button.
Enter the user ID exactly as it appears in the survey materials.

User ID:

I'm not a robot

Login

Please note: sessions will expire (requiring you to log back in) after 15 minutes of inactivity. No data will be lost.

** U.S. Census Bureau Notice and Consent Warning **

You are accessing a United States Government computer network. Any information you enter into this system is confidential. It may be used by the Census Bureau for statistical purposes and to improve the website. If you want to know more about the use of this system, and how your privacy is protected, visit our online privacy webpage at <https://www.census.gov/about/policies/privacy/privacy-policy.html>.


Use of this system indicates your consent to collection, monitoring, recording, and use of the information that you provide for any lawful government purpose. So that our website remains safe and available for its intended use, network traffic is monitored to identify unauthorized attempts to access, upload, change information, or otherwise cause damage to the web service. Use of the government computer network for unauthorized purposes is a violation of Federal law and can be punished with fines or imprisonment (PUBLIC LAW 99-474).

Welcome to the American Community Survey Group Quarters eListing

Thank you for your participation.

For technical difficulties or questions please email acso.elisting@census.gov.

Please Log In



Login by entering the user ID given to you in the Census letter and press the 'Login' button.

Enter the user ID exactly as it appears in the survey materials.

User ID:

Enter the 6-digit PIN we gave you the last time you entered the survey.

PIN:

[Forgot PIN?](#)

I'm not a robot



reCAPTCHA
Privacy - Terms

Login

Please note: sessions will expire (requiring you to log back in) after 15 minutes of inactivity. No data will be lost.

** U.S. Census Bureau Notice and Consent Warning **

You are accessing a United States Government computer network. Any information you enter into this system is confidential. It may be used by the Census Bureau for statistical purposes and to improve the website. If you want to know more about the use of this system, and how your privacy is protected, visit our online privacy webpage at <https://www.census.gov/about/policies/privacy/privacy-policy.html>.

Use of this system indicates your consent to collection, monitoring, recording, and use of the information that you provide for any lawful government purpose. So that our website remains safe and available for its intended use, network traffic is monitored to identify unauthorized attempts to access, upload, change information, or otherwise cause damage to the web service. Use of the government computer network for unauthorized purposes is a violation of Federal law and can be punished with fines or imprisonment (PUBLIC LAW 99-474).



Please make note of the 6-digit PIN below.

PIN: **843693**

Please select security questions. If you forget your PIN, you will be asked to provide these responses to enter the survey.

Security Question 1:

Please select a verification question. ▼

Response:

Security Question 2:

Please select a verification question. ▼

Response:

[Next >](#)

[BURDEN STATEMENT](#)

[ACCESSIBILITY](#)

[PRIVACY](#)

[SECURITY](#)

Facility Information

Control Number

856321940055901

Special Place Name

GOODING COUNTY JAIL

GQ Name

GOODING COUNTY JAIL

[Save and Continue >](#)

[BURDEN STATEMENT](#)

[ACCESSIBILITY](#)

[PRIVACY](#)

[SECURITY](#)

File Uploads

To search for the file you want to upload to our site, click the button indicated as "Browse".

If you need a template to complete your GQ data and upload:

1. Download the Census Template [Download Census Template](#)
2. Enter as much of the information on the template as possible
3. Save the completed Census Template to your computer

To upload the Census Template or your own roster from your computer:

1. Click the "Browse" button [Browse](#)
2. Select the file you want to upload
3. Click the "Upload File" button to start the uploading process. Once your file has been uploaded successfully, the file name will appear in the box below
4. Please click the "Submit Data" button to complete your submission

File

No files have been uploaded.

[Upload File](#)

[← Previous](#)

[Submit Data >](#)

[BURDEN STATEMENT](#)

[ACCESSIBILITY](#)

[PRIVACY](#)

[SECURITY](#)

Please verify the responses marked below.
To ignore these problems, press the Next button again.

File Uploads

You need a file first!

To search for the file you want to upload to our site, click the button indicated as "Browse".

If you need a template to complete your GQ data and upload:

1. Download the Census Template [Download Census Template](#)
2. Enter as much of the information on the template as possible
3. Save the completed Census Template to your computer

To upload the Census Template or your own roster from your computer:

1. Click the "Browse" button [Browse](#)
2. Select the file you want to upload
3. Click the "Upload File" button to start the uploading process. Once your file has been uploaded successfully, the file name will appear in the box below
4. Please click the "Submit Data" button to complete your submission

File

No files have been uploaded.

[Upload File](#)

[← Previous](#)

[Submit Data >](#)

File Uploads

To search for the file you want to upload to our site, click the button indicated as "Browse".

If you need a template to complete your GQ data and upload:

1. Download the Census Template [Download Census Template](#)
2. Enter as much of the information on the template as possible
3. Save the completed Census Template to your computer

To upload the Census Template or your own roster from your computer:

1. Click the "Browse" button [Browse](#)
2. Select the file you want to upload
3. Click the "Upload File" button to start the uploading process. Once your file has been uploaded successfully, the file name will appear in the box below
4. Please click the "Submit Data" button to complete your submission

File

Filename	Date	Status	Action
COUNTRY_VIEW.xlsx	06-03-2021 07:51:59 AM	UPLOADED	Delete

[Upload File](#)

[Previous](#)

[Submit Data](#)

Submission Confirmation

Thank you for completing your Group Quarters listing.

Please print this listing for your records by clicking the 'Print Confirmation' button below.

If you need to make any changes to your submission, please contact us by email at acso.elisting@census.gov.

Data Submitted: Thu Jun 3 07:53:20 2021

[Print Confirmation](#)

You may now close the browser.

[BURDEN STATEMENT](#)

[ACCESSIBILITY](#)

[PRIVACY](#)

[SECURITY](#)

Submission Confirmation

Thank you for completing your Group Quarters listing.

Please print this listing for your records by clicking the 'Print Confirmation' button below.

If you need to make any changes to your submission, please contact us by email at acso.elisting@census.gov.

Data Submitted: Thu Jun 3 07:53:20 2021

[Print Confirmation](#)

You may now close the browser.

[BURDEN STATEMENT](#)

[ACCESSIBILITY](#)

[PRIVACY](#)

[SECURITY](#)

COVER SHEET
ACS GQ LI 2022
Blaise Item-Level Specifications Report

Items contained in this report:

- BInitial
- Bcontact2
- ?
- BF10_Exit BExit
- BExit
- BGQtype1
- BGQtype2
- BGQtype3
- GQSample
- Data Model Level & F10 Exit
- GEOCODING MODULE TAB
- FAQ
- FCLANGUAGE_Tab
- Job Aids Tab
- GQ_Defs

Blnitial

Blnitial

Block

Description:

Tab Name:

Fly Over Name:

Universe Type: lf

Inherited Universe:

Universe:

Universe Description:

Array:

Block Instructions:

Field

ELISTING_flag
BInitial.ELISTING_flag

Description: Flag to indicate whether a case was completed through eListing

Form Pane Label:

SAS Name: ELISTING_flag

Tag Name:

Inherited Universe:

Universe: f10 path

```
if INTSTAT = OTHR {3} and LISTINGMETHOD_TELE_eList_NoRoster_flag = yes  
then
```

```
    ELISTING_flag = yes
```

```
endif
```

```
completed path
```

```
if outcome = '801' and Initial.InitScreen = Elist {7} then
```

```
    ELISTING_flag = yes
```

```
endif
```

Universe Description:

Question Text:

Type: Classification

Length: 1

- Don't Know
- Refuse
- Empty

- On Input
- On Output

Array:

INITSCREEN

BInitial.INITSCREEN

Field

Description: Initial Screen

Form Pane Label: Initial screen

SAS Name: INITSCREEN

Tag Name: INITSCREEN

Inherited Universe:

Universe: All

Universe Description:

Question Text: [Census Logo] U.S. Census Bureau ^DATE_Fill ^TIME_Fill

^American_PuertoRico_Fill
GROUP QUARTERS FACILITY QUESTIONNAIRE
v[^VersionNumber_Fill] [^VersionDate_Fill]

SPECIAL PLACE NAME: ^SPECPLACE_Fill
GROUP QUARTERS NAME: ^GQNAME_Fill

ADDRESS: ^GQADDLINE1_Fill
^GQADDLINE2_Fill

PHYSICAL DESC/LOCATION: ^PHYSDES_Fill
BUILDING NAME: ^BLDGNAME_Fill
BUILDING ID: ^BLDGID_Fill

GENERAL OR MAIN PHONE #: ^GQPHONE_Fill , ^GQEXT_Fill

CONTACT PERSON 1: ^CP1NAME_Fill , ^CP1TITL_Fill
CONTACT PHONE: ^CP1PHON_Fill, ^CP1EXT_Fill
CONTACT EMAIL ADDRESS: ^EMAILADDRESS_Fill

CONTACT PERSON 2: ^CP2NAME_Fill, ^CP2TITL_Fill
CONTACT PHONE: ^CP2PHON_Fill, ^CP2EXT_Fill

Fills: DATE_Fill

Instructions: DATE

Fills: TIME_Fill

Instructions: TIME

Fills: American_PuertoRico_Fill

Instructions: If PRFLAG = 1, display "PUERTO RICO COMMUNITY SURVEY (PRCS)", else display "AMERICAN COMMUNITY SURVEY (ACS)"

Fills: VersionNumber_Fill

Instructions: Instrument Version Number.

Fills: VersionDate_Fill

Instructions: Instrument Version Date.

Fills: SPECPLACE_Fill

Instructions: Special place name of the Group Quarters.

Fills: GQNAME_Fill

Instructions: Group Quarters name.

Fills: GQADDLINE1_Fill

Instructions: Group Quarters address line 1.

Fills: GQADDLINE2_Fill

Instructions: Group Quarters address line 2.

Fills: PHYSDES_Fill

Instructions: Physical description or location of the Group Quarters.

Fills: BLDGNAME_Fill

Instructions: Group Quarters building name.

Fills: BLDGID_Fill

Instructions: Group Quarters Building Identification.

Fills: GQEXT_Fill

Instructions: Group Quarters phone number extension.

Fills: CP1NAME_Fill

Instructions: Group Quarters. Name of contact person 1.

Fills: CP1TITL_Fill

Instructions: Group Quarters. Title of contact person 1.

Fills: CP1PHON_Fill

Instructions: Group Quarters. Contact person 1 phone number.

Fills: CP1EXT_Fill

Instructions: Group Quarters. Contact person 1 phone number extension.

Fills: EMAILADDRESS_Fill

Instructions: Fill for EMAIL ADDRESS.

Fills: CP2NAME_Fill

Instructions: Group Quarters. Name of contact person 2.

Fills: CP2TITL_Fill

Instructions: Group Quarters. Title of contact person 2.

Fills: CP2PHON_Fill

Instructions: Group Quarters. Contact person 2 phone number.

Fills: CP2EXT_Fill

Instructions: Group Quarters. Contact person 2 phone number extension.

Fills: GQPHONE_Fill

Instructions: Group Quarters phone number.

Type: Enumerated

Length: 1

Answer List: TINITSCREEN

Value:	Mnemonic:	Description:
1		Non-Working Telephone Number
2		Telephone call to set up an appointment at GQ or complete interview by phone
3		Personal interview at GQ without an appointment
4		Personal interview at GQ with a set appointment
5		Quit-do not attempt now
6		Telephone interview with GQ with a set appointment
7		eList roster received, enter sample resident information

- Don't Know
- Refuse
- Empty

On Input

On Output

Store Instructions: Valid Values: 1, 2, 3, 4, 5, 6 do not accept DK or R

Array:

Special Instructions: <1> AND PEAS_FL = <1, 0> [set OUTCOME = 803]

ONLY display <7> if OUTCOME code = 804

BoP Special Instruction

The INITSCEEN should only allow for options 1, 2, 4 and 5.

Skip Instructions: {1} [go to INITSCEEN_SOFTCHK]
{2} AND PEAS_FL = {1} [go to IDOFPLACE]
{2} AND PEAS_FL = {0} [go to HARDINITSCEEN2]
{3, 4, 6} AND PEAS_FL = {1, 0} AND INTERVIEW DATE BEFORE INTPER [go to HARDINITSCEEN3]
{3} AND PEAS_FL = {1} AND INTERVIEW DATE DURING INTPER [go to IDOFPLACE]
{4, 6} AND PEAS_FL = {1} AND INTERVIEW DATE DURING INTPER [go to INTRO]
{3, 4, 6} AND PEAS_FL = {0} AND INTERVIEW DATE DURING INTPER [go to PEOPLEATGQ]
{5} [EXIT INSTRUMENT]
{7} AND PEAS_FL = {1, 0} [go to CURRENTPOP]

Skip Instructions for BoP

{1} AND BoP_Flag = {1} [go to INITSCEEN_SOFTCHK2]
{2} AND BoP_Flag = {1} AND PEAS_FL = {0} [go to HARDINITSCEEN]
{2} AND BoP_Flag = {1} AND PEAS_FL = {1} [go to IDOFPLACE]
{4} AND BoP_Flag = {1} AND PEAS_FL = {1} AND APPOINTMENT1 = {EMPTY} [go to INITSCEEN_SOFTCHK3]
{4} AND BoP_Flag = {1} AND PEAS_FL = {0} AND APPOINTMENT1 = {EMPTY} [go to INITSCEEN_SOFTCHK4]
{4} AND BoP_Flag = {1} AND PEAS_FL = {1, 0} AND APPOINTMENT1 = {NOT EMPTY} [go to INITSCEEN_SOFTCHK4]

HARD_INITSCREEN

Check

BInitial.HARD_INITSCREEN

Description: appointment already set for BoP

Inherited Universe:

Universe: INITSCREEN = 2 AND BoP_Flag = 1 AND PEAS_FL = 0

Universe Description:

Text: [There has already been an appointment made for this GQ. After you have conducted the interviews, select Option 4 to finish the case.](#)

Check Instructions:

Type: Hard

Skip Instructions: <S> [exit instrument]
<C, G> [go to INITSCREEN]

Check

HARD_INITSCREEN2
BInitial.HARD_INITSCREEN2

Description: Hit 2 or more for GQ that has already completed LI

Inherited Universe:

Universe: INITSCREEN = 2 AND PEAS_FL = 0

Universe Description:

Text: [All GQ contact information has already been collected. Conduct a personal visit, or a telephone interview.](#)

Check Instructions:

Type: Hard

Skip Instructions: <C, G> [go to INITSCREEN]

HARD_INITSCREEN3

Check

BInitial.HARD_INITSCREEN3

Description: Can't start interview before Interview Period

Inherited Universe:

Universe: INITSCREEN = '3, 4, 6' AND INTERVIEW DATE BEFORE INTPER AND PANEL 1 THROUGH 12

Universe Description:

Text: * This case cannot be started. It is outside the interview period.

Check Instructions: This edit is not for BoP (panel 69)and RA (panels 41 & 49)

Type: Hard

Skip Instructions: <C, G> [go to INITSCREEN]

Check

INITSCREEN_SOFTCHK
BInitial.INITSCREEN_SOFTCHK

Description: conduct research to find valid phone number

Inherited Universe:

Universe: INITSCREEN = 1

Universe Description:

Text: You must conduct research to find a valid number. If you cannot do this, then you must conduct a personal visit.

Click Suppress to exit or Goto to return.

Check Instructions:

Type: Soft

Skip Instructions: <S> [exit instrument]

<C, G> [go to INITSCREEN]

INITSCREEN_SOFTCHK2

Check

BInitial.INITSCREEN_SOFTCHK2

Description: RO must schedule appointment with BoP before personal visit.

Inherited Universe:

Universe: INITSCREEN = 1 AND BoP_Flag = 1

Universe Description:

Text: [Contact your RO immediately and inform them of the situation. Do not conduct a personal visit without making an appointment first.](#)

Check Instructions:

Type: Hard

Skip Instructions: <S> [exit instrument]

<C, G> [go to INITSCREEN]

Check

INITSCREEN_SOFTCHK3
BInitial.INITSCREEN_SOFTCHK3

Description: Appointment not made before personal visit at BoP

Inherited Universe:

Universe: INITSCREEN = 4 AND BoP_Flag = 1 AND PEAS_FL = 1 AND APPOINTMENT1 = empty

Universe Description:

Text: [You must contact the facility to set up an appointment before you can enter this option.](#)

Check Instructions: Set OUTCOME = 802

Type: Hard

Skip Instructions: <S> exit instrument
<C, G> [go to INITSCREEN]

INITSCREEN_SOFTCHK4

Check

BInitial.INITSCREEN_SOFTCHK4

Description: FR confirms that PAPI packets have been delivered to BoP before personal visit

Inherited Universe:

Universe: INITSCREEN = 4 AND BoP_FL = 1 AND [PEAS_FL = 1 or PEAS_FL = 0] AND APPOINTMENT1 ne empty

Universe Description:

Text: In selecting this option, you are verifying that:

- You should have only selected this option if you have received notification from the S/FR that the survey packages have been delivered to the GQ.
- Remember to assign completed PAPIs with appropriate outcome codes, in Case Management, upon receiving the questionnaires from the GQ facility.

Check Instructions: Set outcome code to 801

Type: Soft

Skip Instructions: <S> [exit instrument]
<C, G> [go to INITSCREEN]

Field

IDofPlace
Blnitial.IDofPlace

Description: Identification of Place

Form Pane Label: Identification of Place

SAS Name: IDOFPLACE

Tag Name: IDOFPLACE

Inherited Universe:

Universe: INITSCREEN = '2, 3' AND PEAS_FL = 1.

Universe for BoP should include: (INITSCREEN = 2 AND PEAS_FL = 1 AND BoP_Flag = 1)

Universe Description:

Question Text: SPECIAL PLACE NAME: ^SPECPLACE_Fill

GROUP QUARTERS NAME: ^GQNAME_Fill

GENERAL/MAIN PHONE #: ^GQPHONE_Fill , ^GQEXT_Fill

CONTACT PERSON 1:

CONTACT PERSON TITLE 1:

CONTACT PHONE 1:

CONTACT EMAIL ADDRESS 1: ^EMAILADDRESS_Fill

CONTACT PERSON 2:

CONTACT PERSON TITLE 2:

CONTACT PHONE 2:

ADDRESS: ^GQADDLINE1_Fill

^GQADDLINE2_Fill

Hello. My name is _____. I'm with the U.S. Census Bureau. We are currently conducting an important survey in your community and I'd like to verify that this is ^GQNAME_Fill?

* (Use ^SPNAME_Fill if appropriate)

Fills: SPECPLACE_Fill

Instructions: Special place name of the Group Quarters.

Fills: GQNAME_Fill

Instructions: Group Quarters name.

Fills: GQPHONE_Fill

Instructions: Group Quarters phone number.

Fills: GQEXT_Fill

Instructions: Group Quarters phone number extension.

Fills: EMAILADDRESS_Fill

Instructions: Fill for EMAIL ADDRESS.

Fills: GQADDLINE1_Fill

Instructions: Group Quartes address line 1.

Fills: GQADDLINE2_Fill

Instructions: Group Quarters address line 2.

Fills: SPNAME_Fill

Instructions: Special place name of the Group Quarters.

Type: Enumerated

Length: 1

Answer List: TYES_NO

Value:	Mnemonic:	Description:
1		Yes
2		No

- Don't Know
- Refuse
- Empty

- On Input
- On Output

Array:

Skip Instructions: <1> AND INITSCREEN = <2, 3> AND SPNAME = <GQNAME> [go to GQ_HAS_SP]
<1> AND INITSCREEN = <2, 3> AND SPNAME ne <GQNAME> [go to UPDATESPNAME]
<2> AND INITSCREEN = <2> [go to VERIFY_PHONUM]
<2> AND INITSCREEN = <3> [go to EVER_GQ_NAME]

Skip Instructions for BoP

<1> AND INITSCREEN = <2> AND BoP_Flag = <1> [go to SRCHKNLWRESP]
<2> AND INITSCREEN = <2> AND BoP_Flag = <1> [go to VERIFY_PHONUM]

Field

VERIFY_PHONUM
Blnitial.VERIFY_PHONUM

Description: Verify GQ Phone #

Form Pane Label:

SAS Name: VERIFY_PHONUM

Tag Name: VERIFY_PHONUM

Inherited Universe:

Universe: (INITSCREEN = 2 AND IDOFPLACE = 2) OR
(IDOFPLACE = 2 AND BoP_Flag = 1)

Universe Description:

Question Text: SPECIAL PLACE NAME: ^SPECPLACE_Fill
GROUP QUARTERS NAME: ^GQNAME_Fill

GENERAL/MAIN PHONE #: ^GQPHONE_Fill , ^GQEXT_Fill

CONTACT PERSON 1:

CONTACT PERSON TITLE 1:

CONTACT PHONE 1:

CONTACT EMAIL ADDRESS 1: ^EMAILADDRESS_Fill

CONTACT PERSON 2:

CONTACT PERSON TITLE 2:

CONTACT PHONE 2:

ADDRESS: ^GQADDLINE1_Fill

^GQADDLINE2_Fill

Have I reached ^GQPHONE_Fill Ext: ^GQEXT_Fill

Fills: SPECPLACE_Fill

Instructions: Special place name of the Group Quarters.

Fills: GQNAME_Fill

Instructions: Group Quarters name.

Fills: GQADDLINE1_Fill

Instructions: Group Quartes address line 1.

Fills: GQADDLINE2_Fill

Instructions: Group Quarters address line 2.

Fills: GQPHONE_Fill

Instructions: Group Quarters phone number.

Fills: GQEXT_Fill

Instructions: Group Quarters phone number extension.

Fills: CP1NAME_Fill

Instructions: Group Quarters. Name of contact person 1.

Fills: CP1TITL_Fill

Instructions: Group Quarters. Title of contact person 1.

Fills: CP1PHON_Fill

Instructions: Group Quarters. Contact person 1 phone number.

Fills: CP1EXT_Fill

Instructions: Group Quarters. Contact person 1 phone number extension.

Fills: EMAILADDRESS_Fill

Instructions: Fill for EMAIL ADDRESS.

Fills: CP2NAME_Fill

Instructions: Group Quarters. Name of contact person 2.

Fills: CP2TITL_Fill

Instructions: Group Quarters. Title of contact person 2.

Fills: CP2PHON_Fill

Instructions: Group Quarters. Contact person 2 phone number.

Fills: CP2EXT_Fill

Instructions: Group Quarters. Contact person 2 phone number extension.

Type: Enumerated

Length: 1

Answer List: TYES_NO

Value:	Mnemonic:	Description:
1		Yes

2

No

- Don't Know
- Refuse
- Empty

- On Input
- On Output

Store Instructions: Valid Values: 1, 2

Array:

Skip Instructions: <1> [go to EVER_GQ_NAME]
<2> [go to WRONG_NUM]

Skip Instructions for BoP

<1> AND IDOFPLACE = <2> AND BoP_Flag = <1> [display
VERIFY_PHONUM_SOFTCHK]

<2> AND BoP_Flag = <1> [go to WRONG_NUM]

VERIFY_PHONUM_SOFTCHK

Check

BInitial.VERIFY_PHONUM_SOFTCHK

Description: reached BoP outside of interview period

Inherited Universe:

Universe: VERIFY_PHONUM = 1 AND IDOFPLACE = 2 AND BoP_Flag = 1

Universe Description:

Text: I'm sorry, I must've reached you by mistake. Thank you for your time.

- [Hang up and contact your RO immediately to inform them of the situation.](#)

Check Instructions: Set OUTCOME code = 803

Type: Soft

Skip Instructions: <S> [exit instrument]
<C, G> [go to VERIFY_PHONUM]

Field

WRONG_NUM
Blnitial.WRONG_NUM

Description: Dialed Wrong Number

Form Pane Label:

SAS Name: WRONG_NUM

Tag Name: WRONG_NUM

Inherited Universe:

Universe: (VERIFY_PHONUM = 2 AND INITSCREEN = 2) OR
(VERIFY_PHONUM = 2 AND BoP_Flag = 1)

Universe Description:

Question Text: I'm sorry, I must have dialed the wrong number. Thank you for your time.

✦ [Hang up.](#)

Type: Enumerated

Length: 1

Answer List: TContinue

Value:	Mnemonic:	Description:
1		Enter 1 to continue

- Don't Know
- Refuse
- Empty

- On Input
- On Output

Array:

Special Instructions: <1> set OUTCOME = 803
<1> AND INITSCREEN = {2} THEN SET TEL_PV = TELE {2}

Skip Instructions: <1> [exit instrument] AND [go to notes]

EVER_GQ_NAME

Field

Blnitial.EVER_GQ_NAME

Description: Has place ever been...

Form Pane Label:

SAS Name: EVER_GQ_NAME

Tag Name: EVER_GQ_NAME

Inherited Universe:

Universe: VERIFY_NUM = 1 OR
(INITSCREEN = 3 AND IDOFPLACE = 2)

Universe Description:

Question Text: SPECIAL PLACE NAME: ^SPECPLACE_Fill
GROUP QUARTERS NAME: ^GQNAME_Fill

ADDRESS: ^GQADDLINE1_Fill
^GQADDLINE2_Fill

GENERAL/MAIN PHONE #: ^GQPHONE_Fill , ^GQEXT_Fill

CONTACT PERSON 1: ^CP1NAME_Fill
CONTACT TITLE: ^CP1TITL_Fill
CONTACT PHONE: ^CP1PHON_Fill, ^CP1EXT_Fill
CONTACT EMAIL ADDRESS: ^EMAILADDRESS_Fill

CONTACT PERSON 2: ^CP2NAME_Fill
CONTACT TITLE: ^CP2TITL_Fill
CONTACT PHONE: ^CP2PHON_Fill, ^CP2EXT_Fill

Has this place ever operated under the name of ^GQNAME_Fill?

Fills: SPECPLACE_Fill

Instructions: Special place name of the Group Quarters.

Fills: GQNAME_Fill

Instructions: Group Quarters name.

Fills: GQADDLINE1_Fill

Instructions: Group Quartes address line 1.

Fills: GQADDLINE2_Fill

Instructions: Group Quarters address line 2.

Fills: GQPHONE_Fill

Instructions: Group Quarters phone number.

Fills: GQEXT_Fill

Instructions: Group Quarters phone number extension.

Fills: CP1NAME_Fill

Instructions: Group Quarters. Name of contact person 1.

Fills: CP1TITL_Fill

Instructions: Group Quarters. Title of contact person 1.

Fills: CP1PHON_Fill

Instructions: Group Quarters. Contact person 1 phone number.

Fills: CP1EXT_Fill

Instructions: Group Quarters. Contact person 1 phone number extension.

Fills: EMAILADDRESS_Fill

Instructions: Fill for EMAIL ADDRESS.

Fills: CP2NAME_Fill

Instructions: Group Quarters. Name of contact person 2.

Fills: CP2TITL_Fill

Instructions: Group Quarters. Title of contact person 2.

Fills: CP2PHON_Fill

Instructions: Group Quarters. Contact person 2 phone number.

Fills: CP2EXT_Fill

Instructions: Group Quarters. Contact person 2 phone number extension.

Type: Enumerated

Length: 1

Answer List: TYES_NO

Value:	Mnemonic:	Description:
1		Yes

2

No

- Don't Know
- Refuse
- Empty

- On Input
- On Output

Array:

Special Instructions: <2> set OUTCOME = 802

Skip Instructions: <1> [go to UPDATEGQNAME]
<2> [display EVER_GQ_NAME_SOFTCHK]

Check

EVER_GQ_NAME_SOFTCHK
BInitial.EVER_GQ_NAME_SOFTCHK

Description: trying to find information on GQ that has relocated

Inherited Universe:

Universe: INITSCREEN = '2, 3' AND EVER_GQ_NAME = 2

Universe Description:

Text: Would you happen to know how I could reach ^GQNAME_Fill or where
^GQNAME_Fill is or might be located?

Supress exits the instrument and goes to Notes.
Close and Goto go back to EVER_GQ_NAME.

Check Instructions:

Type: Soft

Skip Instructions: <S> [exit instrument]
<C, G> [go to EVER_GQ_NAME]

Fills: GQNAME_Fill

Instructions: Group Quarters name.

UPDATEGQNAME

Field

BInitial.UPDATEGQNAME

Description: Update GQ Name

Form Pane Label:

SAS Name: UPDATEGQNAME

Tag Name: UPDATEGQNAME

Inherited Universe:

Universe: INITSCREEN = '2, 3' AND EVER_GQ_NAME = 1

Universe Description:

Question Text: SPECIAL PLACE NAME: ^SPECPLACE_Fill
GROUP QUARTERS NAME: ^GQNAME_Fill

What is the name of this place?

✦ Update GQ name (GQNAME - 100 characters)

Fills: SPECPLACE_Fill

Instructions: Special place name of the Group Quarters.

Fills: GQNAME_Fill

Instructions: Group Quarters name.

Type: String

Length: 100

- Don't Know
- Refuse
- Empty

- On Input
- On Output

Array:

Skip Instructions: GQNAME = <SPNAME> [go to GQ_HAS_SP]
GQNAME ne <SPNAME> [go to UPDATESPNAME]

Field

UPDATESPNAME
BInitial.UPDATESPNAME

Description: Update SP Name

Form Pane Label: Update Special Place Name

SAS Name: UPDATESPNAME

Tag Name: UPDATESPNAME

Inherited Universe:

Universe: (UPDATEGQNAME ne empty AND SPNAME ne GQNAME) OR
(IDOFPLACE = 1 AND SPNAME ne GQNAME)

Universe Description:

Question Text: SPECIAL PLACE NAME: ^SPECPLACE_Fill
GROUP QUARTERS NAME: ^GQNAME_Fill

Is ^GQNAME_Fill owned by or affiliated with ^SPECPLACE_Fill?

Fills: SPECPLACE_Fill

Instructions: Special place name of the Group Quarters.

Fills: GQNAME_Fill

Instructions: Group Quarters name.

Type: Enumerated

Length: 1

Answer List: TYES_NO

Value:	Mnemonic:	Description:
1		Yes
2		No

- Don't Know
- Refuse
- Empty

- On Input
- On Output

Array:

Special Instructions: Prefill all of these fields with the current value.

Skip Instructions: <1> [go to VERIFYADDR]
<2> [go to GQ_HAS_SP]

Field

GQ_HAS_SP
Blnitial.GQ_HAS_SP

Description: Is GQ associated with SP

Form Pane Label:

SAS Name: GQ_HAS_SP

Tag Name: GQ_HAS_SP

Inherited Universe:

Universe: (UPDATESPNAME = 2) OR
(UPDATEGQNAME = 'NOT EMPTY' AND GQNAME = SPNAME) OR
(IDOFPLACE = 1 AND GQNAME = SPNAME)

Universe Description:

Question Text: SPECIAL PLACE NAME: ^SPECPLACE_Fill
GROUP QUARTERS NAME: ^GQNAME_Fill

Is ^GQNAME_Fill owned by or affiliated with another organization or company?

Fills: SPECPLACE_Fill

Instructions: Special place name of the Group Quarters.

Fills: GQNAME_Fill

Instructions: Group Quarters name.

Type: Enumerated

Length: 1

Answer List: TYES_NO

Value:	Mnemonic:	Description:
1		Yes
2		No

Don't Know
 Refuse
 Empty

On Input
 On Output

Array:

Special Instructions: If UPDATESPNAME = <2>, replace the SPECPLACE_Fill with the GQNAME

Skip Instructions: <1> [go to NEW_SP_NAME]
<2, D, R> [go to VERIFYADDR]

Field

NEW_SP_NAME
BInitial.NEW_SP_NAME

Description: New Special Place name

Form Pane Label:

SAS Name: NEW_SP_NAME

Tag Name: NEW_SP_NAME

Inherited Universe:

Universe: GQ_HAS_SP = 1

Universe Description:

Question Text: SPECIAL PLACE NAME: ^SPECPLACE_Fill
GROUP QUARTERS NAME: ^GQNAME_Fill

What is the name of that company or organization that ^GQNAME_Fill is associated with?

Fills: SPECPLACE_Fill

Instructions: Special place name of the Group Quarters.

Fills: GQNAME_Fill

Instructions: Group Quarters name.

Type: String

Length: 100

Don't Know
 Refuse
 Empty

On Input
 On Output

Array:

Skip Instructions: <NOT EMPTY, D, R> [go to VERIFYADDR]

VERIFYADDR

Blnitial.VERIFYADDR

Field

Description: Address on file correct?

Form Pane Label: Address on file correct?

SAS Name: VERIFYADDR

Tag Name: VERIFYADDR

Inherited Universe:

Universe: (UPDATESPNAME = 1 OR GQ_HAS_SP = '2, D, R') OR
(NEW_SPNAME = 'NOT EMPTY, D, R' AND BoP_Flag ne 1)

Universe Description:

Question Text: SPECIAL PLACE NAME: ^SPNAME_Fill
GROUP QUARTERS NAME: ^GQNAME_Fill

I have your address listed as ^GQADDLINE1_Fill
^GQADDLINE2_Fill

Is this correct?

Fills: SPNAME_Fill

Instructions: Special place name of the Group Quarters.

Fills: GQNAME_Fill

Instructions: Group Quarters name.

Fills: GQADDLINE1_Fill

Instructions: Group Quartes address line 1.

Fills: GQADDLINE2_Fill

Instructions: Group Quarters address line 2.

Type: Enumerated

Length: 1

Answer List: TYES_NO

Value:	Mnemonic:	Description:
1		Yes
2		No

- Don't Know
- Refuse
- Empty

- On Input
- On Output

Array:

Special Instructions: PRFLAG = <1>, only display PRADDR1, PRADDR2 and PHYSDDES in form pane.

Skip Instructions: <1> [go to SRCHKNLRESP]
<2> AND PRFLAG = <0> [go to NEWHNO]
<2> AND PRFLAG = <1> [go to NEWPRADDR1]

Field

NEWHNOSUF
BInitial.NEWHNOSUF

Description: House number suffix (HNOSUF - 3 characters)

Form Pane Label:

SAS Name:

Tag Name:

Inherited Universe:

Universe: VERIFYADDR = 2 AND PRFLAG = 0 AND NEWHNO = 'NOT EMPTY'

Universe Description:

Question Text: OLD ADDRESS: ^GQADDLINE1_Fill
^GQADDLINE2_Fill

What is the correct address for ^GQNAME_Fill?

* Update the house number suffix. Press ENTER if the field is not applicable.

Fills: GQADDLINE1_Fill

Instructions: Group Quartes address line 1.

Fills: GQADDLINE2_Fill

Instructions: Group Quarters address line 2.

Fills: GQNAME_Fill

Instructions: Group Quarters name.

Type: String

Length: 3

- Don't Know
- Refuse
- Empty

- On Input
- On Output

Array:

Skip Instructions: <EMPTY, NOT EMPTY> [go to NEWSTRPRXD]

NEWSTRSFXT]
NEWHNO = <NOT EMPTY> AND STRNAME = <EMPTY> [display
NEWSTRNAME_SOFTCHK]

HARD_NEWSTRNAME

Check

BInitial.HARD_NEWSTRNAME

Description: Enter a street name

Inherited Universe:

Universe: NEWHNO = 'NOT EMPTY' AND STRNAME = EMPTY

Universe Description:

Text: You have entered that the location address contains a house number. A street name must be entered.

Check Instructions: Suppress offline

Type: Hard

Skip Instructions: <C, G> [go to NEWSTRNAME]

Field

NEWSTRSFXT
Blnitial.NEWSTRSFXT

Description: Street name suffix type (STRSFXT - 4 characters)

Form Pane Label:

SAS Name:

Tag Name:

Inherited Universe:

Universe: (VERIFYADDR = 2 AND PRFLAG = 0 AND NEWHNO = 'NOT EMPTY' AND NEWSTRNAME = 'NOT EMPTY') OR (VERIFYADDR = 2 AND PRFLAG = 0 AND NEWHNO = EMPTY AND NEWSTRNAME = EMPTY)

Universe Description:

Question Text: OLD ADDRESS: ^GQADDLINE1_Fill
^GQADDLINE2_Fill

What is the correct address for ^GQNAME_Fill?

* Update the street name suffix type. Press ENTER if the field is not applicable.

Fills: GQADDLINE1_Fill

Instructions: Group Quartes address line 1.

Fills: GQADDLINE2_Fill

Instructions: Group Quarters address line 2.

Fills: GQNAME_Fill

Instructions: Group Quarters name.

Type: String

Length: 4

- Don't Know
- Refuse
- Empty

- On Input
- On Output

Array:

Skip Instructions: <EMPTY, NOT EMPTY> [go to NEWSTRSFXD]

Skip Instructions: <EMPTY> [go to NEWBOXDESC]
<NOT EMPTY> [go to NEWRRID]

Skip Instructions: <EMPTY> [go to HARDNEWRRID]
<NOT EMPTY> [go to NEWBOXDESC]

HARD_NEWRRID
BInitial.HARD_NEWRRID

Check

Description: Enter RR ID

Inherited Universe:

Universe: NEWRRDESC = 'NOT EMPTY' AND NEWRRID = EMPTY

Universe Description:

Text: [A valid RR descriptor is required.](#)

Check Instructions:

Type: Hard

Skip Instructions: <C, G> [go to NEWRRID]

Skip Instructions: <EMPTY> [go to NEWPO]
<NOT EMPTY> [go to NEWBOXID]

Skip Instructions: <EMPTY> [go to HARDNEWBOXID]
<NOT EMPTY> [go to NEWPO]

Check

HARD_NEWBOXID
BInitial.HARD_NEWBOXID

Description: Enter Box ID

Inherited Universe:

Universe: NEWBOXDESC = 'NOT EMPTY' AND NEWBOXID = EMPTY

Universe Description:

Text: [A valid box ID is required.](#)

Check Instructions:

Type: Hard

Skip Instructions: <C, G> [go to NEWBOXID]

NEWPO

Field

Blnitial.NEWPO

Description: City name (PO - 28 characters)

Form Pane Label:

SAS Name:

Tag Name:

Inherited Universe:

Universe: (VERIFYADDR = 2 AND PRFLAG = 0 AND NEWBOXDESC = EMPTY) OR
(VERIFYADDR = 2 AND PRFLAG = 0 AND NEWBOXID = 'NOT EMPTY') OR
(VERIFYADDR = 2 AND PRFLAG = 1 AND NEWPRADDR2 = 'EMPTY, NOT
EMPTY')

Universe Description:

Question Text: OLD ADDRESS: ^GQADDLINE1_Fill
 ^GQADDLINE2_Fill

What is the correct address for ^GQNAME_Fill?

✦ Update the city name. Press ENTER if the field is not applicable.

Fills: GQADDLINE1_Fill

Instructions: Group Quartes address line 1.

Fills: GQADDLINE2_Fill

Instructions: Group Quarters address line 2.

Fills: GQNAME_Fill

Instructions: Group Quarters name.

Type: String

Length: 28

- Don't Know
- Refuse
- Empty

- On Input
- On Output

Array:

Special Instructions: NEWPO (City name) and NEWST (State) are must fills

Skip Instructions: <NOT EMPTY> [go to NEWST]

<XX> [go to HARDNEWST1]

<NON-VALID STATE ABBREVIATION> [go to HARDNEWST2]

HARD_NEWST1
BInitial.HARD_NEWST1

Check

Description: XX is not a valid state abbreviation

Inherited Universe:

Universe: NEWST = XX

Universe Description:

Text: [XX is only allowed in training cases. Please change the state to a valid state.](#)

Check Instructions:

Type: Hard

Skip Instructions: <C, G> [go to NEWST]

Check

HARD_NEWST2
BInitial.HARD_NEWST2

Description: Enter a valid state abbreviation

Inherited Universe:

Universe: NEWST = 'NON-VALID State Abbreviation'

Universe Description:

Text: [Invalid state code entry](#)

Check Instructions:

Type: Hard

Skip Instructions: <C, G> [go to NEWST]

HARD_NEWST3
BInitial.HARD_NEWST3

Check

Description: Cannot enter PR if case is not PRCS

Inherited Universe:

Universe: PRFLAG = 0 AND NEWST = {PR}

Universe Description:

Text: [Invalid state code entry](#)

Check Instructions:

Type: Hard

Skip Instructions: <C, G> [go to NEWST]

Check

HARD_NEWST4
BInitial.HARD_NEWST4

Description: Must enter PR if case is PRCS

Inherited Universe:

Universe: PRFLAG = 1 AND NEWST ne {PR}

Universe Description:

Text: [Invalid state code entry](#)

Check Instructions:

Type: Hard

Skip Instructions: <C, G> [go to NEWST]

<LESS THAN 5 DIGITS> [go to HARDNEWZIP5]

HARD_NEWZIP5

BInitial.HARD_NEWZIP5

Check

Description: Enter a 5 digit zip code.

Inherited Universe:

Universe: NEWZIP5 < 5 characters

Universe Description:

Text: - Enter a complete five-digit ZIP code.

Check Instructions:

Type: Hard

Skip Instructions: <C, G> [go to NEWZIP5]

HARD_NEWZIP4

BInitial.HARD_NEWZIP4

Check

Description: NEWZIP4 must have 4 digits or field must be empty.

Inherited Universe:

Universe: NEWZIP4 < 4 characters

Universe Description:

Text: You must enter all four digits of the ZIP code extension.

If you don't know the four digit ZIP extension, go back and press the 'Delete' key to leave the field blank.

Check Instructions:

Type: Hard

Skip Instructions: <C, G> [go to NEWZIP4]

Field

NEWPHYSDES
BInitial.NEWPHYSDES

Description: Physical description (PHYSDES - 99 characters)

Form Pane Label:

SAS Name:

Tag Name:

Inherited Universe:

Universe: VERIFYADDR = 2 AND NEWZIP4 = 'EMPTY, VALID ZIP4'

Universe Description:

Question Text: OLD ADDRESS: ^GQADDLINE1_Fill
^GQADDLINE2_Fill

PHYSICAL DESCRIPTION: ^PHYSDES_Fill

What is the correct address for ^GQNAME_Fill?

• Update the physical description. Press ENTER if the field is not applicable.

Fills: GQADDLINE1_Fill

Instructions: Group Quartes address line 1.

Fills: GQADDLINE2_Fill

Instructions: Group Quarters address line 2.

Fills: PHYSDES_Fill

Instructions: Physical description or location of the Group Quarters.

Fills: GQNAME_Fill

Instructions: Group Quarters name.

Type: String

Length: 99

- Don't Know
- Refuse
- Empty

- On Input
- On Output

Array:

Skip Instructions: <EMPTY, NOT EMPTY> [go to ADDRCHNG]

Field

NEWPRADDR1
BInitial.NEWPRADDR1

Description: PR address line 1 (PRADDR1 - 60 characters)

Form Pane Label:

SAS Name:

Tag Name:

Inherited Universe:

Universe: VERIFYADDR = 2 AND PRFLAG = 1

Universe Description:

Question Text: OLD ADDRESS: ^GQADDLINE1_Fill
^GQADDLINE2_Fill

What is the correct address for ^GQNAME_Fill?

• Update the Puerto Rico address line 1. Press ENTER if the field is not applicable.

Fills: GQADDLINE1_Fill

Instructions: Group Quartes address line 1.

Fills: GQADDLINE2_Fill

Instructions: Group Quartes address line 2.

Fills: GQNAME_Fill

Instructions: Group Quartes name.

Type: String

Length: 60

- Don't Know
- Refuse
- Empty

- On Input
- On Output

Array:

Skip Instructions: <EMPTY, NOT EMPTY> [go to NEWPRADDR2]

Field

ADDRCHNG
BInitial.ADDRCHNG

Description: FR Instruction to document why it is an address change.

Form Pane Label:

SAS Name: ADDRCHNG

Tag Name: ADDRCHNG

Inherited Universe:

Universe: VERIFYADDR = 2 AND NEWPHYDES = 'EMPTY, NOT EMPTY'

Universe Description:

Question Text: If INITSCREEN = 2 then

Does the address change represent a physical location that is different from the sample GQ Address?

If INITSCREEN = 3 then

* Does the address change represent a physical location that is different from the sample GQ Address? If so, select Option 1 for Yes. If not, select Option 2 for No.

Type: Enumerated

Length: 1

Answer List: TYES_NO

Value:	Mnemonic:	Description:
1		Yes
2		No

- Don't Know
- Refuse
- Empty

- On Input
- On Output

Array:

Skip Instructions: <1, 2> [go to SRCHKNLRESP]

SRCHKNWLRESP

Field

Blnitial.SRCHKNWLRESP

Description: Search for Knowledgeable Resp

Form Pane Label: Search for Knowledgeable Resp

SAS Name: SRCHKNWLRESP

Tag Name: SRCHKNWLRESP

Inherited Universe:

Universe: (VERIFYADDR = 1) OR
(ADDRCHNG = '1, 2') OR
(IDOFPLACE = 1 AND BoP_Flag = 1)

Universe Description:

Question Text: SPECIAL PLACE NAME: ^SPECPLACE_Fill
GROUP QUARTERS NAME: ^GQNAME_Fill

ADDRESS: ^GQADDLINE1_Fill
^GQADDLINE2_Fill

GENERAL/MAIN PHONE #: ^GQPHONE_Fill, ^GQEXT_Fill

CONTACT PERSON 1: ^CP1NAME_Fill
CONTACT TITLE: ^CP1TITL_Fill
CONTACT PHONE: ^CP1PHON_Fill, ^CP1EXT_Fill
CONTACT EMAIL ADDRESS: ^EMAILADDRESS_Fill

CONTACT PERSON 2: ^CP2NAME_Fill
CONTACT TITLE: ^CP2TITL_Fill
CONTACT PHONE: ^CP2PHON_Fill, ^CP2EXT_Fill

^SRCHKNWLRESP_Fill

Fills: SPECPLACE_Fill

Instructions: Special place name of the Group Quarters.

Fills: GQNAME_Fill

Instructions: Group Quarters name.

Fills: GQADDLINE1_Fill

Instructions: Group Quartes address line 1.

Fills: GQADDLINE2_Fill

Instructions: Group Quarters address line 2.

Fills: GQPHONE_Fill

Instructions: Group Quarters phone number.

Fills: GQEXT_Fill

Instructions: Group Quarters phone number extension.

Fills: CP1NAME_Fill

Instructions: Group Quarters. Name of contact person 1.

Fills: CP1TITL_Fill

Instructions: Group Quarters. Title of contact person 1.

Fills: CP1PHON_Fill

Instructions: Group Quarters. Contact person 1 phone number.

Fills: CP1EXT_Fill

Instructions: Group Quarters. Contact person 1 phone number extension.

Fills: EMAILADDRESS_Fill

Instructions: Fill for EMAIL ADDRESS.

Fills: CP2NAME_Fill

Instructions: Group Quarters. Name of contact person 2.

Fills: CP2TITL_Fill

Instructions: Group Quarters. Title of contact person 2.

Fills: CP2PHON_Fill

Instructions: Group Quarters. Contact person 2 phone number.

Fills: CP2EXT_Fill

Instructions: Group Quarters. Contact person 2 phone number extension.

Fills: SRCHKNLRESP_Fill

Instructions: If BoP_Flag=1, then "May I speak with ^CP1NAME_Fill?"
else "I'd like to speak with someone who can give me the authority to conduct
this survey which means getting access to interview selected people staying at
^GQNAME_Fill. Would that person be you or should I speak to someone else?"

Fills: CP1NAME_Fill

Instructions: Group Quarters. Name of contact person 1.

Fills: GQNAME_Fill

Instructions: Group Quarters name.

Type: Enumerated

Length: 1

Answer List: TSRCHKNWLRSP

Value:	Mnemonic:	Description:
1		Yes, this is the correct person
2		No, need to speak to someone else
1 (BoP only)		Yes, they are available.
2 (BoP only)		No, you'll need to call back.

- Don't Know
- Refuse
- Empty

- On Input
- On Output

Store Instructions: Valid Values for BoP only: 1, 2 only

Array:

Skip Instructions: < 1, 2> [go to NEWCP1NAME]
<D, R> [go to INTRO]

Skip Instructions for BoP

<1> AND BoP_Flag = <1> [go to INTRO]

<2> AND BoP_Flag = <1> [go to TCALLBACK]

<D, R> [go to HARDSRCHKNWLRSP]

Check

HARD_SRCHKNLRESP
BInitial.HARD_SRCHKNLRESP

Description: BoP does not allow Don't Know or Refuse

Inherited Universe:

Universe: SRCHKNLRESP = 'D, R' AND BoP_Flag = 1

Universe Description:

Text: [Refuse or Don't know not allowed with BoP.](#)

Check Instructions:

Type: Hard

Skip Instructions: <C, G> [go to SRCHKNLRESP]

NEWCP1NAME

Field

BInitial.NEWCP1NAME

Description: Contact person name

Form Pane Label: Update Contact #1 Name

SAS Name: NEWCP1NAME

Tag Name: NEWCP1NAME

Inherited Universe:

Universe: SRCHKWNLRESP = '1, 2' AND BoP_Flag ne 1

Universe Description:

Question Text: If SRCHKWNLRESP=1 -- May I have your name?
If SRCHKWNLRESP=2 -- May I have the name of the person who can help me?

◆ Enter Contact #1's information. Press ENTER if a field is not applicable.

CONTACT PERSON 1: ^CP1NAME_Fill

CONTACT TITLE: ^CP1TITL_Fill

CONTACT PHONE: ^CP1PHON_Fill, ^CP1EXT_Fill

CONTACT EMAIL ADDRESS: ^EMAILADDRESS_Fill

Fills: CP1NAME_Fill

Instructions: Group Quarters. Name of contact person 1.

Fills: CP1TITL_Fill

Instructions: Group Quarters. Title of contact person 1.

Fills: CP1PHON_Fill

Instructions: Group Quarters. Contact person 1 phone number.

Fills: CP1EXT_Fill

Instructions: Group Quarters. Contact person 1 phone number extension.

Fills: EMAILADDRESS_Fill

Instructions: Fill for EMAIL ADDRESS.

Type: String

Length: 42

- Don't Know
- Refuse
- Empty

- On Input
- On Output

Array:

Skip Instructions: <NOT EMPTY, R> [go to NEWCP1TITL]

NEWCP1TITL
Blnitial.NEWCP1TITL

Field

Description: Contact person title

Form Pane Label: NEWCP1TITL

SAS Name: NEWCP1TITL

Tag Name: NEWCP1TITL

Inherited Universe:

Universe: NEWCP1NAME = 'NOT EMPTY, R'

Universe Description:

Question Text: If SRCHKWNLRESP=1 -- May I have your title?
If SRCHKWNLRESP=2 -- May I have the title of the person who can help me?

Enter Contact #1's information. Press ENTER if a field is not applicable.

CONTACT PERSON 1: ^CP1NAME_Fill

CONTACT TITLE: ^CP1TITL_Fill

CONTACT PHONE: ^CP1PHON_Fill, ^CP1EXT_Fill

CONTACT EMAIL ADDRESS: ^EMAILADDRESS_Fill

Fills: CP1NAME_Fill

Instructions: Group Quarters. Name of contact person 1.

Fills: CP1TITL_Fill

Instructions: Group Quarters. Title of contact person 1.

Fills: CP1PHON_Fill

Instructions: Group Quarters. Contact person 1 phone number.

Fills: CP1EXT_Fill

Instructions: Group Quarters. Contact person 1 phone number extension.

Fills: EMAILADDRESS_Fill

Instructions: Fill for EMAIL ADDRESS.

Type: String

Length: 22

- Don't Know
- Refuse
- Empty

- On Input
- On Output

Array:

Skip Instructions: <EMPTY, NOT EMPTY, D, R> [go to NEWCP1PHON]

NEWCP1PHON
BInitial.NEWCP1PHON

Field

Description: Contact phone number

Form Pane Label: NEWCP1PHON

SAS Name: NEWCP1PHON

Tag Name: NEWCP1PHON

Inherited Universe:

Universe: NEWCP1TITL = 'EMPTY, NOT EMPTY, D, R'

Universe Description:

Question Text: If SRCHKNLRESP=1 -- May I have your phone number?
If SRCHKNLRESP=2 -- May I have the phone number of the person who can help me?

Enter Contact #1's information. Press ENTER if a field is not applicable.

CONTACT PERSON 1: ^CP1NAME_Fill

CONTACT TITLE: ^CP1TITL_Fill

CONTACT PHONE: ^CP1PHON_Fill, ^CP1EXT_Fill

CONTACT EMAIL ADDRESS: ^EMAILADDRESS_Fill

Fills: CP1NAME_Fill

Instructions: Group Quarters. Name of contact person 1.

Fills: CP1TITL_Fill

Instructions: Group Quarters. Title of contact person 1.

Fills: CP1PHON_Fill

Instructions: Group Quarters. Contact person 1 phone number.

Fills: CP1EXT_Fill

Instructions: Group Quarters. Contact person 1 phone number extension.

Fills: EMAILADDRESS_Fill

Instructions: Fill for EMAIL ADDRESS.

Type: Integer

Length: 10

Min:

Max:

- Don't Know
- Refuse
- Empty

- On Input
- On Output

Store Instructions: For CP1PHON - numeric

Array:

Special Instructions: If a non-valid phone number is entered, delete entry

Skip Instructions: <VALID PHONE NUMBER> [go to NEWCP1EXT]
<EMPTY, R> [go to EMAILADDRESS]
NEWCP1PHON < 10 digits [display HARDNEWCP1PHON]
NEWCP1PHON area code begins with 0 OR 1 [display HARDNEWCP1PHON2]
NEWCP1PHON prefix begins with 0 OR 1 [display HARDNEWCP1PHON3]

HARD_NEWCP1PHON

Check

BInitial.HARD_NEWCP1PHON

Description: New phone less than 10 digits

Inherited Universe:

Universe: NEWCP1PHON < 10 digits

Universe Description:

Text: [You must enter all ten digits of the contact person's phone number.](#)

Check Instructions:

Type: Hard

Skip Instructions: <C, G> [go to NEWCP1PHON]

Check

HARD_NEWCP1PHON2
BInitial.HARD_NEWCP1PHON2

Description: Area code begins with 0 or 1

Inherited Universe:

Universe: if 0 or 1 are the first digits of the area code

Universe Description:

Text: [The Area Code cannot begin with a '0' or '1'.](#)

Check Instructions:

Type: Hard

Skip Instructions: <C, G> [go to NEWCP1PHON]

HARD_NEWCP1PHON3

Check

BInitial.HARD_NEWCP1PHON3

Description: Prefix begins with 0 or 1

Inherited Universe:

Universe: if 0 or 1 are the first digits of the prefix

Universe Description:

Text: [The Phone Number cannot begin with a '0' or '1'.](#)

Check Instructions:

Type: Hard

Skip Instructions: <C, G> [go to NEWCP1PHON]

Field

NEWCP1EXT
Blnitial.NEWCP1EXT

Description: Contact extension

Form Pane Label: NEWCP1EXT

SAS Name: NEWCP1EXT

Tag Name: NEWCP1EXT

Inherited Universe:

Universe: NEWCP1PHON = 'VALID PHONE NUMBER'

Universe Description:

Question Text: If SRCHKNLWRESP=1 -- May I have your extension?
If SRCHKNLWRESP=2 -- May I have the extension of the person who can help me?

Enter Contact #1's information. Press ENTER if the field is not applicable.

CONTACT PERSON 1: ^CP1NAME_Fill

CONTACT TITLE: ^CP1TITL_Fill

CONTACT PHONE: ^CP1PHON_Fill, ^CP1EXT_Fill

CONTACT EMAIL ADDRESS: ^EMAILADDRESS_Fill

Fills: CP1NAME_Fill

Instructions: Group Quarters. Name of contact person 1.

Fills: CP1TITL_Fill

Instructions: Group Quarters. Title of contact person 1.

Fills: CP1PHON_Fill

Instructions: Group Quarters. Contact person 1 phone number.

Fills: CP1EXT_Fill

Instructions: Group Quarters. Contact person 1 phone number extension.

Fills: EMAILADDRESS_Fill

Instructions: Fill for EMAIL ADDRESS.

Type: Integer

Length: 5

Min:

Max:

- Don't Know
- Refuse
- Empty

- On Input
- On Output

Array:

Skip Instructions: <EMPTY, NOT EMPTY, D, R> [go to EMAILADDRESS]

Field

EMAILADDRESS

Blnitial.EMAILADDRESS

Description: CP1 Email address

Form Pane Label: EMAILADDRESS

SAS Name: EMAILADDRESS

Tag Name: EMAILADDRESS

Inherited Universe:

Universe: (NEWCP1PHON = 'EMPTY, R') OR
(NEWCP1EXT = 'EMPTY, NOT EMPTY, D, R')

Universe Description:

Question Text: If SRCHKNLRESP=1 -- May I have your e-mail address?
If SRCHKNLRESP=2 -- May I have the e-mail address of the person who can help me?

Enter Contact #1's information. Press ENTER if the field is not applicable.

CONTACT PERSON 1: ^CP1NAME_Fill

CONTACT TITLE: ^CP1TITL_Fill

CONTACT PHONE: ^CP1PHON_Fill, ^CP1EXT_Fill

CONTACT EMAIL ADDRESS: ^EMAILADDRESS_Fill

Fills: CP1NAME_Fill

Instructions: Group Quarters. Name of contact person 1.

Fills: CP1TITL_Fill

Instructions: Group Quarters. Title of contact person 1.

Fills: CP1PHON_Fill

Instructions: Group Quarters. Contact person 1 phone number.

Fills: CP1EXT_Fill

Instructions: Group Quarters. Contact person 1 phone number extension.

Fills: EMAILADDRESS_Fill

Instructions: Fill for EMAIL ADDRESS.

Type: String

Length: 80

- Don't Know
- Refuse
- Empty

- On Input
- On Output

Array:

Skip Instructions: <EMPTY, VALID EMAIL, D, R> AND SRCHKNLWRESP = <1> [go to INTRO]
<EMPTY, VALID EMAIL, D, R> AND SRCHKNLWRESP = <2> [go to SPEAKNOW]
<NON VALID EMAIL> [go to EMAILADDRESS_SOFTCHK]

Check

EMAILADDRESS_SOFTCHK
BInitial.EMAILADDRESS_SOFTCHK

Description: E-mail address not formatted correctly.

Inherited Universe:

Universe: EMAILADDRESS contains "@" followed by "."

Universe Description:

Text: [E-mail address is not the correct format. Please check.](#)

Check Instructions: This active signal is for when the email address does not have the correct format (without the . or the @ sign).

Type: Soft

Skip Instructions: <C, G> [go to EMAILADDRESS]
<S> [go to SPEAKNOW]

SPEAKNOW

BInitial.SPEAKNOW

Field

Description: Speak to respondent

Form Pane Label:

SAS Name: SPEAKNOW

Tag Name: SPEAKNOW

Inherited Universe:

Universe: SRCHKNWLRSP = 2 AND EMAILADDRESS = 'EMPTY, VALID EMAIL, D, R' AND BoP_Flag ne 1

Universe Description:

Question Text: May I talk to ^CP1NAME_Fill now?

Fills: CP1NAME_Fill

Instructions: Group Quarters. Name of contact person 1.

Type: Enumerated

Length: 1

Answer List: TYES_NO

Value:	Mnemonic:	Description:
1		Yes
2		No

- Don't Know
- Refuse
- Empty

- On Input
- On Output

Array:

Skip Instructions: <1> AND INITSCREEN = <2, 3> [go to INTRO]
<2, R> AND INITSCREEN = <2, 3> [go to TCALLBACK]

Field

INTRO
Blnitial.INTRO

Description: Introduction

Form Pane Label:

SAS Name: INTRO

Tag Name: INTRO

Inherited Universe:

Universe: (INITSCREEN = '4, 6' AND PEAS_FL = 1) OR
(SRCHKNLWRESP = 'D, R') OR
(SPEAKNOW = 1 AND INITSCREEN = '2, 3') OR
(EMAILADDRESS = 'EMPTY, VALID EMAIL, D, R' AND SRCHKNLWRESP = 1) OR
(SRCHKNLWRESP = 1 AND BoP_Flag = 1)

Universe Description:

Question Text: CONTACT PERSON 1: ^CP1NAME_Fill
CONTACT TITLE 1: ^CP1TITL_Fill
CONTACT PHONE 1: ^CP1PHON_Fill Ext: ^CP1EXT_Fill
CONTACT EMAIL ADDRESS 1: ^EMAILADDRESS_Fill

APPOINTMENT DATE/TIME: ^TCALLBACK_Fill or ^APPOINTMENT1_Fill

Fill #1 INITSCREEN = <2> AND PEAS_FL = <1> AND SRCHKNLWRESP = <2>
AND SPEAKNOW = <1>

Hello. My name is _____. I'm with the U. S. Census Bureau. We are currently conducting an important survey in your community, the ^American_PuertoRico_Fill. Did you receive the letter and brochure we mailed to you recently?

• If no, ask if they would like you to FAX them a copy.

• Use FAQ #1 on the FAQ tab to provide further info on the survey. Use other FAQs to answer additional questions.

To conduct this survey, I need to schedule a day and time to meet with you. On the day of our meeting, I will collect additional information from you about ^GQNAME_Fill. Then, I will ask you for a current list, including contact information, of all the people that are living/staying there. On the day of this appointment, I can either drop off questionnaires or conduct the interview over the phone with the people that have been selected. Do you have any questions?

Fill #2 INITSCREEN = <2> AND PEAS_FL = <1> AND SRCHKNLWRESP = <1, DK, R>

We are currently conducting an important survey in your community, the ^American_PuertoRico_Fill. Did you receive the letter and brochure we mailed to you recently?

- ◆ If no, ask if they would like you to FAX them a copy.
- ◆ Use FAQ #1 on the FAQ tab to provide further info on the survey. Use other FAQs to answer additional questions.

To conduct this survey, I need to schedule a day and time to meet with you. On the day of our meeting, I will collect additional information from you about ^GQNAME_Fill. Then, I will ask you for a current list, including contact information, of all the people that are living/staying there. On the day of this appointment, I can either drop off questionnaires or conduct the interview over the phone with the people that have been selected. Do you have any questions?

Fill #3 INITS SCREEN = <3> AND PEAS_FL = <1> AND SRCHKNLRESP = <2> AND SPEAKNOW = <1>

Hello. My name is _____. I'm with the U. S. Census Bureau. We are currently conducting an important survey in your community, the ^American_PuertoRico_Fill. Did you receive the letter and brochure we mailed to you recently?

- ◆ If no, give them a copy of the letter and brochure.
- ◆ Show GQ contact the questionnaire.
- ◆ Use FAQ #1 on the FAQ tab to provide further info on the survey. Use other FAQs to answer additional questions.

I want to describe what I would like to do during the rest of my visit here today. First, I will collect additional information from you about ^GQNAME_Fill. Second, I will ask you for a list of all people staying here as of today. Then, I will need access to the people I select for the survey. I will do all of these tasks today. I would like to continue with the interview. Do you have any questions?

Fill #4 INITS SCREEN = <3> AND PEAS_FL = <1> AND SRCHKNLRESP = <1, DK, R>

Did you receive the letter and brochure we mailed to you recently?

- ◆ If no, give them a copy of the letter and brochure.
- ◆ Show GQ contact the questionnaire.
- ◆ Use FAQ #1 on the FAQ tab to provide further info on the survey. Use other FAQs to answer additional questions.

I want to describe what I would like to do during the rest of my visit here today. First, I will collect additional information from you about ^GQNAME_Fill. Second, I will ask you for a list of all people staying here as of today. Then, I will need access to the people I select for the survey. I will do all of these tasks today. Do you have any questions?

Fill #5 INITSCREEN = <4, 6> AND PEAS_FL = <1>

Hello. My name is _____. I'm with the U. S. Census Bureau. Thanks for agreeing to meet with me today. I have a few more questions about ^GQNAME_Fill.

Special BoP Fill #6 INITSCREEN = <2> AND PEAS_FL = <1> AND SRCHKNLRESP = <1> AND BoP_Flag = <1>

We are currently conducting an important survey in your community, the ^American_PuertoRico_Fill.

[♦ Use FAQ #1 on the FAQ tab to provide further info on the survey. Use other FAQs to answer additional questions.](#)

To conduct this survey, we need to schedule a day and time to meet with you. We need to schedule an appointment with your facility to swear you in and provide you with all of the materials necessary for data collection at your facility. Do you have any questions?

Fills: CP1NAME_Fill

Instructions: Group Quarters. Name of contact person 1.

Fills: CP1TITL_Fill

Instructions: Group Quarters. Title of contact person 1.

Fills: CP1PHON_Fill

Instructions: Group Quarters. Contact person 1 phone number.

Fills: CP1EXT_Fill

Instructions: Group Quarters. Contact person 1 phone number extension.

Fills: EMAILADDRESS_Fill

Instructions: Fill for EMAIL ADDRESS.

Fills: TCALLBACK_Fill

Instructions: Time given to call back.

Fills: APPOINTMENT1_Fill

Instructions: Appointment date.

Fills: American_PuertoRico_Fill

Instructions: If PRFLAG = 1, display "PUERTO RICO COMMUNITY SURVEY (PRCS)", else display "AMERICAN COMMUNITY SURVEY (ACS)"

Fills: GQNAME_Fill

Instructions: Group Quarters name.

Type: Enumerated

Length: 1

Answer List: TContinue

Value:	Mnemonic:	Description:
1		Enter 1 to continue

- Don't Know
- Refuse
- Empty

- On Input
- On Output

Store Instructions: Fill Instructions

INITSCREEN = <2> AND PEAS_FL = <1> AND SRCHKNLRESP = <2> AND SPEAKNOW = <1> [display Fill #1]

INITSCREEN = <2> AND PEAS_FL = <1> AND SRCHKNLRESP = <1, DK, R> [display Fill #2]

INITSCREEN = <3> AND PEAS_FL = <1> AND SRCHKNLRESP = <2> AND SPEAKNOW = <1> [display Fill #3]

INITSCREEN = <3> AND PEAS_FL = <1> AND SRCHKNLRESP = <1, DK, R> [display Fill #4]

INITSCREEN = <4, 6> AND PEAS_FL = <1> [display Fill #5]

Special BoP Fill Instruction:

INITSCREEN = <2> AND PEAS_FL = <1> AND SRCHKNLRESP = <1> AND BoP_Flag = <1> [display Fill #6]

Array:

Skip Instructions: <1> AND INITSCREEN = <2> AND PEAS_FL = <1> AND ASSIGNED EARLYSTART FLAG [go to APPOINTMENT1]

<1> AND INITSCREEN = <2> AND PEAS_FL = <1> AND NOT ASSIGNED EARLYSTART FLAG [go to CONDINTNOW]

<1> AND INITSSCREEN = <3> AND PEAS_FL = <1> [go to CONDINTNOW]
<1> AND INITSSCREEN = <4, 6> AND PEAS_FL = <1> [go to MAILADDYSAME]
<D, R> [go to INTSTAT]

Skip Instructions for PRCS

<1> AND INITSSCREEN = <4, 6> AND PRFLAG = <1> [go to MAILPRADDR1]

Skip Instructions for BoP

<1> AND INITSSCREEN = <2> AND PEAS_FL = <1> AND BoP_Flag = <1> [go to APPOINTMENT1]

CONDINTNOW

Blnitial.CONDINTNOW

Field

Description: Conduct Interview Now?

Form Pane Label:

SAS Name: CONDINTNOW

Tag Name: CONDINTNOW

Inherited Universe:

Universe: (PEAS_FL = 1 AND INITSSCREEN = 3 AND INTRO = 1) OR
(PEAS_FL = 1 AND INITSSCREEN = 2 AND 'NOT ASSIGNED EARLY START FLAG'
AND INTRO = 1 AND BoP_flag ne yes)

Universe Description:

Question Text: ♦ Are you going to conduct the interview now?

♦ Try to convince the contact person to continue and finish the interviews today.

Type: Enumerated

Length: 1

Answer List: TYES_NO

Value:	Mnemonic:	Description:
1		Yes
2		No

- Don't Know
- Refuse
- Empty

- On Input
- On Output

Array:

Skip Instructions: <1> AND (HNO OR STRNAME) = <EMPTY> [go to MAILHNO]
<1> AND (HNO AND STRNAME) = <NOT EMPTY> [go to MAILADDYSAME]
<1> AND PRFLAG = <1> [go to MAILPRADDR1]
<2> [go to APPOINTMENT1]

Field

APPOINTMENT1

Blnitial.APPOINTMENT1

Description: Appointment Date

Form Pane Label:

SAS Name: APPOINTMENT1

Tag Name: APPOINTMENT1

Inherited Universe:

Universe: (PEAS_FL = 1 AND INITSCREEN = 2 AND 'ASSIGNED EARLYSTART FLAG' AND INTRO = 1) OR
(INTRO = 1 AND INITSCREEN = 2 AND PEAS_FL = 1 AND BoP_Flag = yes) OR
(CONDINTNOW = 2)

Universe Description:

Question Text: I want to schedule a date and time in the next few days to complete our interview and the interviews with the people I select for the survey. What date and time would be the best to visit?

Special BoP Question text

We would like to schedule this visit to happen as soon as possible. What date and time would be the best for someone to visit you?

✦ Ask for directions if necessary. Press Ctrl + F7 keys simultaneously and record details in Notes.

Type: Date

Length: 20

- Don't Know
- Refuse
- Empty

- On Input
- On Output

Array:

Skip Instructions: <DATE BEFORE INTPER> AND PANEL 1 THROUGH 12 [go to HARDAPPOINTMENT1]
<DATE AFTER INTPER> AND INITSCREEN = <2, 3> AND PEAS_FL = <1> [go to APPOINTMENT2]

HARD_APPOINTMENT1

Check

BInitial.HARD_APPOINTMENT1

Description: Can't set appointment before Interview Period

Inherited Universe:

Universe: APPOINTMENT1 DATE BEFORE INTPER AND PANEL 1 THROUGH 12

Universe Description:

Text: ♦ [An appointment cannot be made outside the interview period. Please reschedule.](#)

Check Instructions: Set OUTCOME = 806

This edit is not for BoP (panel 69)and RA (panels 41 & 49)

Type: Hard

Skip Instructions: <C, G> [go to APPOINTMENT1]

Field

APPOINTMENT2

Blnitial.APPOINTMENT2

Description: Appointment Time

Form Pane Label:

SAS Name:

Tag Name: APPOINTMENT2

Inherited Universe:

Universe: APPOINTMENT1 = 'NOT EMPTY'

Universe Description:

Question Text: I want to schedule a date and time in the next few days to complete our interview and the interviews with the people I select for the survey. What date and time would be the best to visit?

Special BoP Question text

We would like to schedule this visit to happen as soon as possible. What date and time would be the best for someone to visit you?

* Ask for directions if necessary. Press Ctrl + F7 keys simultaneously and record details in Notes.

Type: Time

Length: 20

- Don't Know
- Refuse
- Empty

- On Input
- On Output

Array:

Skip Instructions: <NOT EMPTY> AND INITSCREEN = <2, 3> AND PEAS_FL = <1> [go to SECPROCS]

SECPROCS

Blnitial.SECPROCS

Field

Description: Security Procedures?

Form Pane Label:

SAS Name: SECPROCS

Tag Name: SECPROCS

Inherited Universe:

Universe: APPOINTMENT2 = 'NOT EMPTY'

Universe Description:

Question Text: I will have a picture ID with me on the day of my visit. Are there any specific procedures I need to know of prior to my visit for entering this place or interviewing the residents?

• If yes, press Ctrl + F7 keys simultaneously and record details in Notes.

Type: Enumerated

Length: 1

Answer List: TYES_NO

Value:	Mnemonic:	Description:
1		Yes
2		No

- Don't Know
- Refuse
- Empty

- On Input
- On Output

Array:

Special Instructions: 1. Pass out to CM
2. Set SECPROCS = SECURREQ

Skip Instructions: <1, 2> [go to THANKYOU]

Block

Bcontact2
Bcontact2

Description:

Tab Name:
Fly Over Name:
Universe Type: lf

Inherited Universe:

Universe:

Universe Description:

Array:

Block Instructions:

MAILADDYSAME

Field

Bcontact2.MAILADDYSAME

Description: Update mailing address

Form Pane Label:

SAS Name: MAILADDYSAME

Tag Name: MAILADDYSAME

Inherited Universe:

Universe: (INTRO = 1 AND INITSCREEN = '4, 6' AND PEAS_FL = 1 AND PRFLAG = 0) OR
(INITSCREEN = '2, 3' AND CONDINTNOW = 1 AND HNO = 'NOT EMPTY' AND
STRNAME = 'NOT EMPTY' AND PRFLAG = 0)

Universe Description:

Question Text: SPECIAL PLACE NAME: ^SPECPLACE_Fill
GROUP QUARTERS NAME: ^GQNAME_Fill

ADDRESS: ^GQADDLINE1_Fill
^GQADDLINE2_Fill

PHYSICAL DESCRIPTION: ^PHYSDES_Fill

Is (read address above) also the mailing address for ^GQNAME_Fill?

Fills: SPECPLACE_Fill

Instructions: Special place name of the Group Quarters.

Fills: GQNAME_Fill

Instructions: Group Quarters name.

Fills: GQADDLINE1_Fill

Instructions: Group Quartes address line 1.

Fills: GQADDLINE2_Fill

Instructions: Group Quarters address line 2.

Fills: PHYSDES_Fill

Instructions: Physical description or location of the Group Quarters.

Type: Enumerated

Length: 1

Answer List: TYES_NO

Value:	Mnemonic:	Description:
1		Yes
2		No

- Don't Know
- Refuse
- Empty

- On Input
- On Output

Array:

Skip Instructions: <1> [go to NEWBLDGNAME]
<2> [go to MAILHNO]

MAILHNO

Field

Bcontact2.MAILHNO

Description: Mail House Number (HNO - 10 characters)

Form Pane Label:

SAS Name:

Tag Name:

Inherited Universe:

Universe: (CONDINTNOW = 1 AND (HNO OR STRNAME) = EMPTY AND PRFLAG = 0) OR
(MAILADDYSAME = 2 AND PRFLAG = 0)

Universe Description:

Question Text: SPECIAL PLACE NAME: ^SPECPLACE_Fill
GROUP QUARTERS NAME: ^GQNAME_Fill

ADDRESS: ^GQADDLINE1_Fill
^GQADDLINE2_Fill

What is the mailing address for ^GQNAME_Fill?

✦ Mail house number. Press ENTER if the field is not applicable.

Fills: SPECPLACE_Fill

Instructions: Special place name of the Group Quarters.

Fills: GQNAME_Fill

Instructions: Group Quarters name.

Fills: GQADDLINE1_Fill

Instructions: Group Quartes address line 1.

Fills: GQADDLINE2_Fill

Instructions: Group Quarters address line 2.

Type: String

Length: 10

- Don't Know
- Refuse
- Empty

- On Input
- On Output

Store Instructions: If mail address is updated in CM, then it should be passed and displayed in GQFQ. The mailing address should never be overwritten with phys add inside the instrument. I will put out that mail add might = phys add but any time mail add is updated whether CM or instrument it should never be over written with phys add.

Array:

Skip Instructions: <EMPTY, NOT EMPTY> [go to MAILHNOSUF]

MAILHNOSUF
Bcontact2.MAILHNOSUF

Field

Description: House number suffix (HNOSUF - 3 characters)

Form Pane Label:

SAS Name:

Tag Name:

Inherited Universe:

Universe: MAILADDYSAME = 2 AND PRFLAG = 0 AND MAILHNO = 'EMPTY, NOT EMPTY'

Universe Description:

Question Text: SPECIAL PLACE NAME: ^SPECPLACE_Fill
GROUP QUARTERS NAME: ^GQNAME_Fill

ADDRESS: ^GQADDLINE1_Fill
^GQADDLINE2_Fill

What is the mailing address for ^GQNAME_Fill?

* Mail house number suffix. Press ENTER if the field is not applicable.

Fills: SPECPLACE_Fill

Instructions: Special place name of the Group Quarters.

Fills: GQNAME_Fill

Instructions: Group Quarters name.

Fills: GQADDLINE1_Fill

Instructions: Group Quarters address line 1.

Fills: GQADDLINE2_Fill

Instructions: Group Quarters address line 2.

Type: String

Length: 3

- Don't Know
- Refuse
- Empty

- On Input
- On Output

Store Instructions: If mail address is updated in CM, then it should be passed and displayed in GQFQ. The mailing address should never be overwritten with phys add inside the instrument. I will put out that mail add might = phys add but any time mail add is updated whether CM or instrument it should never be over written with phys add.

Array:

Skip Instructions: <EMPTY, NOT EMPTY> [go to MAILSTRPRXD]

MAILSTRPRXD

Field

Bcontact2.MAILSTRPRXD

Description: Street name prefix dir. (STRPRXD - 2 characters)

Form Pane Label:

SAS Name:

Tag Name:

Inherited Universe:

Universe: MAILADDYSAME = 2 AND PRFLAG = 0 AND MAILHNOSUF = 'EMPTY, NOT EMPTY'

Universe Description:

Question Text: SPECIAL PLACE NAME: ^SPECPLACE_Fill
GROUP QUARTERS NAME: ^GQNAME_Fill

ADDRESS: ^GQADDLINE1_Fill
^GQADDLINE2_Fill

What is the mailing address for ^GQNAME_Fill?

✦ Mail street name prefix direction. Press ENTER if the field is not applicable.

Fills: SPECPLACE_Fill

Instructions: Special place name of the Group Quarters.

Fills: GQNAME_Fill

Instructions: Group Quarters name.

Fills: GQADDLINE1_Fill

Instructions: Group Quarters address line 1.

Fills: GQADDLINE2_Fill

Instructions: Group Quarters address line 2.

Type: String

Length: 2

- Don't Know
- Refuse
- Empty

- On Input
- On Output

Store Instructions: If mail address is updated in CM, then it should be passed and displayed in GQFQ. The mailing address should never be overwritten with phys add inside the instrument. I will put out that mail add might = phys add but any time mail add is updated whether CM or instrument it should never be over written with phys add.

Array:

Skip Instructions: <EMPTY, NOT EMPTY> [go to MAILSTRPRXT]

MAILSTRPRXT

Field

Bcontact2.MAILSTRPRXT

Description: Street name prefix type (STRPRXT - 4 characters)

Form Pane Label:

SAS Name:

Tag Name:

Inherited Universe:

Universe: MAILADDYSAME = 2 AND PRFLAG = 0 AND MAILSTRPRXD = 'EMPTY, NOT EMPTY'

Universe Description:

Question Text: SPECIAL PLACE NAME: ^SPECPLACE_Fill
GROUP QUARTERS NAME: ^GQNAME_Fill

ADDRESS: ^GQADDLINE1_Fill
^GQADDLINE2_Fill

What is the mailing address for ^GQNAME_Fill?

* Mail street name prefix type. Press ENTER if the field is not applicable.

Fills: SPECPLACE_Fill

Instructions: Special place name of the Group Quarters.

Fills: GQNAME_Fill

Instructions: Group Quarters name.

Fills: GQADDLINE1_Fill

Instructions: Group Quarters address line 1.

Fills: GQADDLINE2_Fill

Instructions: Group Quarters address line 2.

Type: String

Length: 4

- Don't Know
- Refuse
- Empty

- On Input
- On Output

Store Instructions: If mail address is updated in CM, then it should be passed and displayed in GQFQ. The mailing address should never be overwritten with phys add inside the instrument. I will put out that mail add might = phys add but any time mail add is updated whether CM or instrument it should never be over written with phys add.

Array:

Skip Instructions: <EMPTY, NOT EMPTY> [go to MAILSTRNAME]

MAILSTRNAME

Field

Bcontact2.MAILSTRNAME

Description: Street name (STRNAME - 28 characters)

Form Pane Label:

SAS Name:

Tag Name:

Inherited Universe:

Universe: MAILADDYSAME = 2 AND PRFLAG = 0 AND MAILSTRPRXT = 'EMPTY, NOT EMPTY'

Universe Description:

Question Text: SPECIAL PLACE NAME: ^SPECPLACE_Fill
GROUP QUARTERS NAME: ^GQNAME_Fill

ADDRESS: ^GQADDLINE1_Fill
^GQADDLINE2_Fill

What is the mailing address for ^GQNAME_Fill?

✦ Mail street name. Press ENTER if the field is not applicable.

Fills: SPECPLACE_Fill

Instructions: Special place name of the Group Quarters.

Fills: GQNAME_Fill

Instructions: Group Quarters name.

Fills: GQADDLINE1_Fill

Instructions: Group Quarters address line 1.

Fills: GQADDLINE2_Fill

Instructions: Group Quarters address line 2.

Type: String

Length: 28

- Don't Know
 Refuse
 Empty

- On Input
- On Output

Store Instructions: If mail address is updated in CM, then it should be passed and displayed in GQFQ. The mailing address should never be overwritten with phys add inside the instrument. I will put out that mail add might = phys add but any time mail add is updated whether CM or instrument it should never be over written with phys add.

Array:

Skip Instructions: (<EMPTY> AND MAILHNO = <EMPTY>), NOT EMPTY> [go to MAILSTRSFXT]
<EMPTY> AND MAILHNO = <NOT EMPTY> [display MAILSTRNAME_SOFTCHK]

HARD_MAILSTRNAME
Bcontact2.HARD_MAILSTRNAME

Check

Description: Enter a street name

Inherited Universe:

Universe: MAILHNO = 'NOT EMPTY' AND STRNAME = EMPTY

Universe Description:

Text: You have entered that the location address contains a house number. A street name must be entered.

Check Instructions:

Type: Hard

Skip Instructions: <C, G> [go to MAILSTRNAME]

Field

MAILSTRSFXT
Bcontact2.MAILSTRSFXT

Description: Street name suffix type (STRSFXT - 4 characters)

Form Pane Label:

SAS Name:

Tag Name:

Inherited Universe:

Universe: (MAILADDYSAME = 2 AND PRFLAG = 0 AND MAILSTRNAME = EMPTY AND MAILHNO = EMPTY) OR (MAILADDYSAME = 2 AND PRFLAG = 0 AND MAILSTRNAME = 'NOT EMPTY')

Universe Description:

Question Text: SPECIAL PLACE NAME: ^SPECPLACE_Fill
GROUP QUARTERS NAME: ^GQNAME_Fill

ADDRESS: ^GQADDLINE1_Fill
^GQADDLINE2_Fill

What is the mailing address for ^GQNAME_Fill?

Mail street name suffix type. Press ENTER if the field is not applicable.

Fills: SPECPLACE_Fill

Instructions: Special place name of the Group Quarters.

Fills: GQNAME_Fill

Instructions: Group Quarters name.

Fills: GQADDLINE1_Fill

Instructions: Group Quartes address line 1.

Fills: GQADDLINE2_Fill

Instructions: Group Quarters address line 2.

Type: String

Length: 4

- Don't Know
 Refuse

Empty

On Input

On Output

Array:

Skip Instructions: <EMPTY, NOT EMPTY> [go to MAILSTRSFXD]

Field

MAILSTRSFXD
Bcontact2.MAILSTRSFXD

Description: Street name suffix dir. (STRSFXD - 2 characters)

Form Pane Label:

SAS Name:

Tag Name:

Inherited Universe:

Universe: MAILADDYSAME = 2 AND PRFLAG = 0 AND MAILSTRSFXT = 'EMPTY, NOT EMPTY'

Universe Description:

Question Text: SPECIAL PLACE NAME: ^SPECPLACE_Fill
GROUP QUARTERS NAME: ^GQNAME_Fill

ADDRESS: ^GQADDLINE1_Fill
^GQADDLINE2_Fill

What is the mailing address for ^GQNAME_Fill?

Mail street name suffix direction. Press ENTER if the field is not applicable.

Fills: SPECPLACE_Fill

Instructions: Special place name of the Group Quarters.

Fills: GQNAME_Fill

Instructions: Group Quarters name.

Fills: GQADDLINE1_Fill

Instructions: Group Quartes address line 1.

Fills: GQADDLINE2_Fill

Instructions: Group Quarters address line 2.

Type: String

Length: 2

- Don't Know
- Refuse
- Empty

- On Input
- On Output

Array:

Skip Instructions: <EMPTY, NOT EMPTY> [go to MAILSTRNAMX]

Field

MAILSTRNAMX
Bcontact2.MAILSTRNAMX

Description: Street name extension (STRNAMX - 3 characters)

Form Pane Label:

SAS Name:

Tag Name:

Inherited Universe:

Universe: MAILADDYSAME = 2 AND PRFLAG = 0 AND MAILSTRSFXD = 'EMPTY, NOT EMPTY'

Universe Description:

Question Text: SPECIAL PLACE NAME: ^SPECPLACE_Fill
GROUP QUARTERS NAME: ^GQNAME_Fill

ADDRESS: ^GQADDLINE1_Fill
^GQADDLINE2_Fill

What is the mailing address for ^GQNAME_Fill?

Mail street name extension. Press ENTER if the field is not applicable.

Fills: SPECPLACE_Fill

Instructions: Special place name of the Group Quarters.

Fills: GQNAME_Fill

Instructions: Group Quarters name.

Fills: GQADDLINE1_Fill

Instructions: Group Quartes address line 1.

Fills: GQADDLINE2_Fill

Instructions: Group Quarters address line 2.

Type: String

Length: 3

- Don't Know
- Refuse
- Empty

- On Input
- On Output

Array:

Skip Instructions: <EMPTY, NOT EMPTY> [go to MAILUNITDES]

Field

MAILUNITDES
Bcontact2.MAILUNITDES

Description: Unit designation (UNITDES - 20 characters)

Form Pane Label:

SAS Name:

Tag Name:

Inherited Universe:

Universe: MAILADDYSAME = 2 AND PRFLAG = 0 AND MAILSTRNAMX = 'EMPTY, NOT EMPTY'

Universe Description:

Question Text: SPECIAL PLACE NAME: ^SPECPLACE_Fill
GROUP QUARTERS NAME: ^GQNAME_Fill

ADDRESS: ^GQADDLINE1_Fill
^GQADDLINE2_Fill

What is the mailing address for ^GQNAME_Fill?

Mail unit designation. Press ENTER if the field is not applicable.

Fills: SPECPLACE_Fill

Instructions: Special place name of the Group Quarters.

Fills: GQNAME_Fill

Instructions: Group Quarters name.

Fills: GQADDLINE1_Fill

Instructions: Group Quarters address line 1.

Fills: GQADDLINE2_Fill

Instructions: Group Quarters address line 2.

Type: String

Length: 20

- Don't Know
- Refuse
- Empty

- On Input
- On Output

Array:

Skip Instructions: <EMPTY, NOT EMPTY> [go to MAILRRDESC]

Field

MAILRRDESC
Bcontact2.MAILRRDESC

Description: Rural route description (RRDESC - 4 characters)

Form Pane Label:

SAS Name:

Tag Name:

Inherited Universe:

Universe: MAILADDYSAME = 2 AND PRFLAG = 0 AND MAILUNITDES = 'EMPTY, NOT EMPTY'

Universe Description:

Question Text: SPECIAL PLACE NAME: ^SPECPLACE_Fill
GROUP QUARTERS NAME: ^GQNAME_Fill

ADDRESS: ^GQADDLINE1_Fill
^GQADDLINE2_Fill

What is the mailing address for ^GQNAME_Fill?

Mail rural route description. Press ENTER if the field is not applicable.

Fills: SPECPLACE_Fill

Instructions: Special place name of the Group Quarters.

Fills: GQNAME_Fill

Instructions: Group Quarters name.

Fills: GQADDLINE1_Fill

Instructions: Group Quarters address line 1.

Fills: GQADDLINE2_Fill

Instructions: Group Quarters address line 2.

Type: String

Length: 4

- Don't Know
- Refuse
- Empty

- On Input
- On Output

Array:

Special Instructions: RRID is a must fill if RRDESC has a value.

Skip Instructions: <EMPTY, NOT EMPTY> [go to MAILRRID]

Field

MAILRRID
Bcontact2.MAILRRID

Description: Rural route ID (RRID - 4 characters)

Form Pane Label:

SAS Name:

Tag Name:

Inherited Universe:

Universe: MAILADDYSAME = 2 AND PRFLAG = 0 AND MAILRRDESC = 'EMPTY, NOT EMPTY'

Universe Description:

Question Text: SPECIAL PLACE NAME: ^SPECPLACE_Fill
GROUP QUARTERS NAME: ^GQNAME_Fill

ADDRESS: ^GQADDLINE1_Fill
^GQADDLINE2_Fill

What is the mailing address for ^GQNAME_Fill?

Mail rural route ID. Press ENTER if the field is not applicable.

Fills: SPECPLACE_Fill

Instructions: Special place name of the Group Quarters.

Fills: GQNAME_Fill

Instructions: Group Quarters name.

Fills: GQADDLINE1_Fill

Instructions: Group Quartes address line 1.

Fills: GQADDLINE2_Fill

Instructions: Group Quarters address line 2.

Type: String

Length: 4

- Don't Know
- Refuse
- Empty

- On Input
- On Output

Array:

Special Instructions: RRID is a must fill if RRDESC has a value.

Skip Instructions: <EMPTY> AND MAILRRDESC = <NOT EMPTY> [go to HARDMAILRRID]
(<EMPTY> AND MAILRRDESC = <EMPTY>) OR <NOT EMPTY> [go to MAILBOXDESC]

Check

HARD_MAILRRID
Bcontact2.HARD_MAILRRID

Description: Enter RR ID

Inherited Universe:

Universe: MAILRRID = EMPTY AND MAILRRDESC = 'NOT EMPTY'

Universe Description:

Text: [A valid mail RR ID number is required.](#)

Check Instructions:

Type: Hard

Skip Instructions: <C, G> [go to MAILRRID]

MAILBOXDESC

Bcontact2.MAILBOXDESC

Field

Description: Box or PO box (BOXDESC - 6 characters)

Form Pane Label:

SAS Name:

Tag Name:

Inherited Universe:

Universe: (MAILADDYSAME = 2 AND PRFLAG = 0 AND MAILRRDESC = EMPTY AND MAILRRID = EMPTY) OR
(MAILADDYSAME = 2 AND PRFLAG = 0 AND MAILRRID = 'NOT EMPTY')

Universe Description:

Question Text: SPECIAL PLACE NAME: ^SPECPLACE_Fill
GROUP QUARTERS NAME: ^GQNAME_Fill

ADDRESS: ^GQADDLINE1_Fill
^GQADDLINE2_Fill

What is the mailing address for ^GQNAME_Fill?

Mail P.O. box description. Press ENTER if the field is not applicable.

Fills: SPECPLACE_Fill

Instructions: Special place name of the Group Quarters.

Fills: GQNAME_Fill

Instructions: Group Quarters name.

Fills: GQADDLINE1_Fill

Instructions: Group Quartes address line 1.

Fills: GQADDLINE2_Fill

Instructions: Group Quarters address line 2.

Type: String

Length: 6

- Don't Know
 Refuse

Empty

On Input

On Output

Array:

Special Instructions: BOXID is a must fill if BOXDESC has a value.

Skip Instructions: <EMPTY, NOT EMPTY> [go to MAILBOXID]

MAILBOXID

Field

Bcontact2.MAILBOXID

Description: Box ID (BOXID - 10 characters)

Form Pane Label:

SAS Name:

Tag Name:

Inherited Universe:

Universe: MAILADDYSAME = 2 AND PRFLAG = 0 AND MAILBOXDESC = 'EMPTY, NOT EMPTY'

Universe Description:

Question Text: SPECIAL PLACE NAME: ^SPECPLACE_Fill
GROUP QUARTERS NAME: ^GQNAME_Fill

ADDRESS: ^GQADDLINE1_Fill
^GQADDLINE2_Fill

What is the mailing address for ^GQNAME_Fill?

Mail P.O. box ID. Press ENTER if the field is not applicable.

Fills: SPECPLACE_Fill

Instructions: Special place name of the Group Quarters.

Fills: GQNAME_Fill

Instructions: Group Quarters name.

Fills: GQADDLINE1_Fill

Instructions: Group Quarters address line 1.

Fills: GQADDLINE2_Fill

Instructions: Group Quarters address line 2.

Type: String

Length: 10

- Don't Know
- Refuse
- Empty

- On Input
- On Output

Array:

Special Instructions: BOXID is a must fill if BOXDESC has a value.

Skip Instructions: <EMPTY> AND MAILBOXDESC = <NOT EMPTY> [go to HARDMAILBOXID]
(<EMPTY> AND MAILBOXDESC = <EMPTY>) OR <NOT EMPTY> [go to MAILPO]

HARD_MAILBOXID
Bcontact2.HARD_MAILBOXID

Check

Description: Enter Box ID

Inherited Universe:

Universe: MAILBOXID = EMPTY AND MAILBOXDESC = 'NOT EMPTY'

Universe Description:

Text: [A valid mail box ID is required.](#)

Check Instructions:

Type: Hard

Skip Instructions: <C, G> [go to MAILBOXID]

Field

MAILPO
Bcontact2.MAILPO

Description: City name (PO - 28 characters)

Form Pane Label:

SAS Name:

Tag Name:

Inherited Universe:

Universe: (MAILADDYSAME = 2 AND PRFLAG = 0 AND MAILBOXDESC = EMPTY AND MAILBOXID = EMPTY) OR
(MAILADDYSAME = 2 AND PRFLAG = 0 AND MAILBOXDESC = 'NOT EMPTY' AND MAILBOXID = 'NOT EMPTY') OR
(PRFLAG = 1 AND MAILPRADDR2 = 'EMPTY, NOT EMPTY')

Universe Description:

Question Text: SPECIAL PLACE NAME: ^SPECPLACE_Fill
GROUP QUARTERS NAME: ^GQNAME_Fill

ADDRESS: ^GQADDLINE1_Fill
^GQADDLINE2_Fill

What is the mailing address for ^GQNAME_Fill?

Mail city name. Press ENTER if the field is not applicable.

Fills: SPECPLACE_Fill

Instructions: Special place name of the Group Quarters.

Fills: GQNAME_Fill

Instructions: Group Quarters name.

Fills: GQADDLINE1_Fill

Instructions: Group Quartes address line 1.

Fills: GQADDLINE2_Fill

Instructions: Group Quarters address line 2.

Type: String

Length: 28

- Don't Know
- Refuse
- Empty

- On Input
- On Output

Array:

Special Instructions: MAILPO (City name) and MAILST (State) are must fills

Skip Instructions: <NOT EMPTY> [go to MAILST]

Field

MAILST
Bcontact2.MAILST

Description: State (ST - 2 characters)

Form Pane Label:

SAS Name:

Tag Name:

Inherited Universe:

Universe: (MAILADDYSAME = 2 AND PRFLAG = 0 AND MAILPO = 'NOT EMPTY') OR
(PRFLAG = 1 AND MAILPO = 'NOT EMPTY')

Universe Description:

Question Text: SPECIAL PLACE NAME: ^SPECPLACE_Fill
GROUP QUARTERS NAME: ^GQNAME_Fill

ADDRESS: ^GQADDLINE1_Fill
^GQADDLINE2_Fill

What is the mailing address for ^GQNAME_Fill?

Mail state. Press ENTER if the field is not applicable.

Fills: SPECPLACE_Fill

Instructions: Special place name of the Group Quarters.

Fills: GQNAME_Fill

Instructions: Group Quarters name.

Fills: GQADDLINE1_Fill

Instructions: Group Quarters address line 1.

Fills: GQADDLINE2_Fill

Instructions: Group Quarters address line 2.

Type: String

Length: 2

- Don't Know
- Refuse
- Empty

- On Input
- On Output

Array:

Special Instructions: MAILPO (City name) and MAILST (State) are must fills

Skip Instructions: <VALID STATE ABBREVIATION> [go to MAILZIP5]
<XX> [go to HARDMAILST1]
<NON-VALID STATE ABBREVIATION> [go to HARDMAILST2]

Check

HARD_MAILST1
Bcontact2.HARD_MAILST1

Description: XX is not a valid state abbreviation

Inherited Universe:

Universe: MAILST = XX

Universe Description:

Text: [XX is only allowed in training cases. Please change the state to a valid state.](#)

Check Instructions:

Type: Hard

Skip Instructions: <C, G> [go to MAILST]

HARD_MAILST2

Check

Bcontact2.HARD_MAILST2

Description: Enter a valid state abbreviation

Inherited Universe:

Universe: MAILST = 'NON-VALID State Abbreviation'

Universe Description:

Text: [Invalid state code entry](#)

Check Instructions:

Type: Hard

Skip Instructions: <C, G> [go to MAILST]

Check

HARD_MAILST3
Bcontact2.HARD_MAILST3

Description: Cannot enter PR if case is not PRCS

Inherited Universe:

Universe: PRFLAG = 0 AND MAILST = {PR}

Universe Description:

Text: [Invalid state code entry](#)

Check Instructions:

Type: Hard

Skip Instructions: <C, G> [go to NEWST]

HARD_MAILST4

Check

Bcontact2.HARD_MAILST4

Description: Must enter PR if case is PRCS

Inherited Universe:

Universe: PRFLAG = 1 AND MAILST ne {PR}

Universe Description:

Text: [Invalid state code entry](#)

Check Instructions:

Type: Hard

Skip Instructions: <C, G> [go to NEWST]

Field

MAILZIP5
Bcontact2.MAILZIP5

Description: Zip5 (ZIP5 - 5 characters)

Form Pane Label:

SAS Name:

Tag Name:

Inherited Universe:

Universe: (MAILADDYSAME = 2 AND PRFLAG = 0 AND MAILST = 'VALID STATE ABBREVIATION') OR
(PRFLAG = 1 AND MAILST = 'VALID STATE ABBREVIATION')

Universe Description:

Question Text: SPECIAL PLACE NAME: ^SPECPLACE_Fill
GROUP QUARTERS NAME: ^GQNAME_Fill

ADDRESS: ^GQADDLINE1_Fill
^GQADDLINE2_Fill

What is the mailing address for ^GQNAME_Fill?

Mail Zip5. Press ENTER if the field is not applicable.

Fills: SPECPLACE_Fill

Instructions: Special place name of the Group Quarters.

Fills: GQNAME_Fill

Instructions: Group Quarters name.

Fills: GQADDLINE1_Fill

Instructions: Group Quartes address line 1.

Fills: GQADDLINE2_Fill

Instructions: Group Quarters address line 2.

Type: String

Length: 5

- Don't Know
 Refuse

Empty

On Input

On Output

Store Instructions: a valid zip code is 00501 to 99950 and is 5 digits

Array:

Skip Instructions: <EMPTY, VALID ZIP5> [go to MAILZIP4]
<LESS THAN 5 DIGITS> [go to HARDMAILZIP5]

Check

HARD_MAILZIP5
Bcontact2.HARD_MAILZIP5

Description: Enter a 5 digit zip code

Inherited Universe:

Universe: MAILZIP5 < 5 characters

Universe Description:

Text: - Enter a complete five-digit ZIP code.

Check Instructions:

Type: Hard

Skip Instructions: <C, G> [go to MAILZIP5]

MAILZIP4

Field

Bcontact2.MAILZIP4

Description: Zip4 (ZIP4 - 4 characters)

Form Pane Label:

SAS Name:

Tag Name:

Inherited Universe:

Universe: (MAILADDYSAME = 2 AND PRFLAG = 0 AND MAILZIP5 = 'EMPTY, VALID ZIP5')
OR
(PRFLAG = 1 AND MAILZIP5 = 'EMPTY, VALID ZIP5')

Universe Description:

Question Text: SPECIAL PLACE NAME: ^SPECPLACE_Fill
GROUP QUARTERS NAME: ^GQNAME_Fill

ADDRESS: ^GQADDLINE1_Fill
^GQADDLINE2_Fill

What is the mailing address for ^GQNAME_Fill?

Mail Zip4. Press ENTER if the field is not applicable.

Fills: SPECPLACE_Fill

Instructions: Special place name of the Group Quarters.

Fills: GQNAME_Fill

Instructions: Group Quarters name.

Fills: GQADDLINE1_Fill

Instructions: Group Quartes address line 1.

Fills: GQADDLINE2_Fill

Instructions: Group Quarters address line 2.

Type: String

Length: 4

- Don't Know
 Refuse

Empty

On Input

On Output

Array:

Skip Instructions: <EMPTY, VALID ZIP4> [go to NEWBLDGNAME]
<LESS THAN 4 DIGITS> [go to HARDNEWZIP4>

HARD_MAILZIP4

Check

Bcontact2.HARD_MAILZIP4

Description: MAILZIP4 must have 4 digits or field must be empty

Inherited Universe:

Universe: MAILZIP4 < 4 characters

Universe Description:

Text: You must enter all four digits of the ZIP code extension.

If you don't know the four digit ZIP extension, go back and press the 'Delete' key to leave the field blank.

Check Instructions:

Type: Hard

Skip Instructions: <C, G> [go to MAILZIP4]

Field

MAILPRADDR1
Bcontact2.MAILPRADDR1

Description: PR address line 1 (PRADDR1 - 60 characters)

Form Pane Label:

SAS Name:

Tag Name:

Inherited Universe:

Universe: (PRFLAG = 1 AND INITSCREEN = '4, 6' AND INTRO = 1) OR
(PRFLAG = 1 AND INITSCREEN = '2, 3' AND CONDINTNOW = 1)

Universe Description:

Question Text: SPECIAL PLACE NAME: ^SPECPLACE_Fill
GROUP QUARTERS NAME: ^GQNAME_Fill

ADDRESS: ^GQADDLINE1_Fill
^GQADDLINE2_Fill

What is the mailing address for ^GQNAME_Fill?

Puerto Rico mail address line 1. Press ENTER if the field is not applicable.

Fills: SPECPLACE_Fill

Instructions: Special place name of the Group Quarters.

Fills: GQNAME_Fill

Instructions: Group Quarters name.

Fills: GQADDLINE1_Fill

Instructions: Group Quartes address line 1.

Fills: GQADDLINE2_Fill

Instructions: Group Quarters address line 2.

Type: String

Length: 60

- Don't Know
- Refuse
- Empty

- On Input
- On Output

Array:

Skip Instructions: <EMPTY, NOT EMPTY> [go to MAILPRADDR2]

Field

NEWPRADDR2
Bcontact2.NEWPRADDR2

Description: PR address line 2 (PRADDR2 - 60 characters)

Form Pane Label:

SAS Name:

Tag Name:

Inherited Universe:

Universe: PRFLAG = 1 AND MAILPRADDR1 = 'EMPTY, NOT EMPTY'

Universe Description:

Question Text: SPECIAL PLACE NAME: ^SPECPLACE_Fill
GROUP QUARTERS NAME: ^GQNAME_Fill

ADDRESS: ^GQADDLINE1_Fill
^GQADDLINE2_Fill

What is the mailing address for ^GQNAME_Fill?

Puerto Rico mail address line 2. Press ENTER if the field is not applicable.

Fills: SPECPLACE_Fill

Instructions: Special place name of the Group Quarters.

Fills: GQNAME_Fill

Instructions: Group Quarters name.

Fills: GQADDLINE1_Fill

Instructions: Group Quartes address line 1.

Fills: GQADDLINE2_Fill

Instructions: Group Quarters address line 2.

Type: String

Length: 60

- Don't Know
- Refuse
- Empty

- On Input
- On Output

Array:

Skip Instructions: <EMPTY, NOT EMPTY> [go to MAILPO]

Field

NEWBLDGNAME
Bcontact2.NEWBLDGNAME

Description: GQ building name

Form Pane Label:

SAS Name: NEWBLDGNAME

Tag Name: NEWBLDGNAME

Inherited Universe:

Universe: MAILADDYSAME = 1 OR
MAILZIP4 = 'EMPTY, VALID ZIP4'

Universe Description:

Question Text: SPECIAL PLACE NAME: ^SPECPLACE_Fill
GROUP QUARTERS NAME: ^GQNAME_Fill

ADDRESS: ^GQADDLINE1_Fill
^GQADDLINE2_Fill

Is there a unique name or building identification for this building?

• The GQ building name is the actual name on the GQ structure or on a sign easily seen in front of the GQ structure. Examples are: Building 202 or Building A-1.

Fills: SPECPLACE_Fill

Instructions: Special place name of the Group Quarters.

Fills: GQNAME_Fill

Instructions: Group Quarters name.

Fills: GQADDLINE1_Fill

Instructions: Group Quartes address line 1.

Fills: GQADDLINE2_Fill

Instructions: Group Quarters address line 2.

Type: Enumerated

Length: 1

Answer List: TYES_NO

Value:	Mnemonic:	Description:
--------	-----------	--------------

1	Yes
2	No

- Don't Know
- Refuse
- Empty

- On Input
- On Output

Array:

Skip Instructions: <1> [go to UPDATEBLDGNAME]
<2, D, R> [go to UPDATECONTACT2INFO]

Field

UPDATEBLDGNAME
Bcontact2.UPDATEBLDGNAME

Description: Update GQ building Name

Form Pane Label:

SAS Name: UPDATEBLDGNAME

Tag Name: UPDATEBLDGNAME

Inherited Universe:

Universe: NEWBLDGNAME = 1

Universe Description:

Question Text: SPECIAL PLACE NAME: ^SPECPLACE_Fill
GROUP QUARTERS NAME: ^GQNAME_Fill

ADDRESS: ^GQADDLINE1_Fill
^GQADDLINE2_Fill

BUILDING NAME: ^BLDGNAME_Fill

* Enter the building name.

Fills: SPECPLACE_Fill

Instructions: Special place name of the Group Quarters.

Fills: GQNAME_Fill

Instructions: Group Quarters name.

Fills: GQADDLINE1_Fill

Instructions: Group Quartes address line 1.

Fills: GQADDLINE2_Fill

Instructions: Group Quarters address line 2.

Fills: BLDGNAME_Fill

Instructions: Group Quarters building name.

Type: String

Length: 60

- Don't Know
- Refuse
- Empty

- On Input
- On Output

Array:

Skip Instructions: <EMPTY, NOT EMPTY, D, R> [go to NEWBLDGID]

Field

NEWBLDGID
Bcontact2.NEWBLDGID

Description: Update GQ building ID

Form Pane Label:

SAS Name: NEWBLDGID

Tag Name: NEWBLDGID

Inherited Universe:

Universe: UPDATEBLDGNAME = 'EMPTY, NOT EMPTY, D, R'

Universe Description:

Question Text: SPECIAL PLACE NAME: ^SPECPLACE_Fill
GROUP QUARTERS NAME: ^GQNAME_Fill

ADDRESS: ^GQADDLINE1_Fill
^GQADDLINE2_Fill

BUILDING NAME: ^BLDGNAME_Fill
BUILDING ID: ^BLDGID_Fill

✦ Enter the building ID.

Fills: SPECPLACE_Fill

Instructions: Special place name of the Group Quarters.

Fills: GQNAME_Fill

Instructions: Group Quarters name.

Fills: GQADDLINE1_Fill

Instructions: Group Quarters address line 1.

Fills: GQADDLINE2_Fill

Instructions: Group Quarters address line 2.

Fills: BLDGNAME_Fill

Instructions: Group Quarters building name.

Fills: BLDGID_Fill

Instructions: Group Quarters Building Identification.

Type: String
Length: 12

- Don't Know
- Refuse
- Empty

- On Input
- On Output

Array:

Skip Instructions: <EMPTY, NOT EMPTY, D, R> [go to UPDATECONTACT2INFO]

Field

UPDATECONT2INFO
Bcontact2.UPDATECONT2INFO

Description: Update Contact #2 Info

Form Pane Label:

SAS Name: UPDATECONT2INFO

Tag Name: UPDATECONT2INFO

Inherited Universe:

Universe: NEWBLDGNAME = '2, D, R' OR
NEWBLDGID = 'EMPTY, NOT EMPTY, D, R'

Universe Description:

Question Text: CONTACT PERSON 2: ^CP2NAME_Fill
CONTACT TITLE 2: ^CP2TITL_Fill
CONTACT PHONE 2: ^CP2PHON_Fill, ^CP2EXT_Fill

Is there another person who might be able to help us if needed?

◆ Update the Second GQ contact name.

Fills: CP2NAME_Fill

Instructions: Group Quarters. Name of contact person 2.

Fills: CP2TITL_Fill

Instructions: Group Quarters. Title of contact person 2.

Fills: CP2PHON_Fill

Instructions: Group Quarters. Contact person 2 phone number.

Fills: CP2EXT_Fill

Instructions: Group Quarters. Contact person 2 phone number extension.

Type: Enumerated

Length: 1

Answer List: TYES_NO

Value:	Mnemonic:	Description:
1		Yes
2		No

- Don't Know
- Refuse
- Empty

- On Input
- On Output

Array:

Skip Instructions: <1> [go to NEWCP2NAME]
<2> [go to NEWGENPHON]

Field

NEWCP2NAME
Bcontact2.NEWCP2NAME

Description: Contact #2 Name

Form Pane Label:

SAS Name:

Tag Name:

Inherited Universe:

Universe: UPDATECONT2INFO = 1

Universe Description:

Question Text: CONTACT PERSON 2: ^CP2NAME_Fill
CONTACT TITLE 2: ^CP2TITL_Fill
CONTACT PHONE 2: ^CP2PHON_Fill, ^CP2EXT_Fill

◆ Enter Contact #2 Name

Fills: CP2NAME_Fill

Instructions: Group Quarters. Name of contact person 2.

Fills: CP2TITL_Fill

Instructions: Group Quarters. Title of contact person 2.

Fills: CP2PHON_Fill

Instructions: Group Quarters. Contact person 2 phone number.

Fills: CP2EXT_Fill

Instructions: Group Quarters. Contact person 2 phone number extension.

Type: String

Length: 42

- Don't Know
 Refuse
 Empty

- On Input
 On Output

Array:

Skip Instructions: <NOT EMPTY, R> [go to NEWCP2TITL]

Field

NEWCP2TITL
Bcontact2.NEWCP2TITL

Description: Contact #2 title

Form Pane Label:

SAS Name:

Tag Name:

Inherited Universe:

Universe: UPDATECONT2INFO = 1 AND NEWCP2NAME = 'NOT EMPTY, R'

Universe Description:

Question Text: CONTACT PERSON 2: ^CP2NAME_Fill
CONTACT TITLE 2: ^CP2TITL_Fill
CONTACT PHONE 2: ^CP2PHON_Fill, ^CP2EXT_Fill

Enter Contact #2 Title

Fills: CP2NAME_Fill

Instructions: Group Quarters. Name of contact person 2.

Fills: CP2TITL_Fill

Instructions: Group Quarters. Title of contact person 2.

Fills: CP2PHON_Fill

Instructions: Group Quarters. Contact person 2 phone number.

Fills: CP2EXT_Fill

Instructions: Group Quarters. Contact person 2 phone number extension.

Type: String

Length: 20

- Don't Know
- Refuse
- Empty

- On Input
- On Output

Array:

Skip Instructions: <EMPTY, NOT EMPTY, D, R> [go to NEWCP2PHON]

Field

NEWCP2PHON
Bcontact2.NEWCP2PHON

Description: Contact #2 Phone

Form Pane Label:

SAS Name:

Tag Name:

Inherited Universe:

Universe: UPDATECONT2INFO = 1 AND NEWCP2TITL = 'EMPTY, NOT EMPTY, D, R'

Universe Description:

Question Text: CONTACT PERSON 2: ^CP2NAME_Fill
CONTACT TITLE 2: ^CP2TITL_Fill
CONTACT PHONE 2: ^CP2PHON_Fill, ^CP2EXT_Fill

• Enter Contact #2 Phone

Fills: CP2NAME_Fill

Instructions: Group Quarters. Name of contact person 2.

Fills: CP2TITL_Fill

Instructions: Group Quarters. Title of contact person 2.

Fills: CP2PHON_Fill

Instructions: Group Quarters. Contact person 2 phone number.

Fills: CP2EXT_Fill

Instructions: Group Quarters. Contact person 2 phone number extension.

Type: Integer

Length: 10

Min:

Max:

- Don't Know
- Refuse
- Empty

- On Input
- On Output

Array:

Special Instructions: If a non-valid phone number is entered, delete entry

Skip Instructions: <VALID PHONE NUMBER> [go to NEWCP2EXT]
<EMPTY, R> [go to NEWGENPHON]
NEWCP2PHON < 10 digits [display HARDNEWCP2PHON]
NEWCP2PHON area code begins with 0 OR 1 [display HARDNEWCP2PHON2]
NEWCP2PHON prefix begins with 0 OR 1 [display HARDNEWCP2PHON3]

Check

HARD_NEWCP2PHON
Bcontact2.HARD_NEWCP2PHON

Description: New phone less than 10 digits

Inherited Universe:

Universe: UPDATECONT2INFO = 1 AND NEWCP2PHON < 10 digits

Universe Description:

Text: You must enter all ten digits of the contact person's phone number.

Check Instructions:

Type: Hard

Skip Instructions: <C, G> [go to NEWCP2PHON]

HARD_NEWCP2PHON2

Bcontact2.HARD_NEWCP2PHON2

Check

Description: Area code begins with 0 or 1

Inherited Universe:

Universe: UPDATECONT2INFO = 1 AND (if 0 or 1 are the first digits of the area code)

Universe Description:

Text: [The Area Code cannot begin with a '0' or '1'.](#)

Check Instructions:

Type: Hard

Skip Instructions: <C, G> [go to NEWCP2PHON]

Check

HARD_NEWCP2PHON3
Bcontact2.HARD_NEWCP2PHON3

Description: Prefix begins with 0 or 1

Inherited Universe:

Universe: UPDATECONT2INFO = 1 AND (if 0 or 1 are the first digits of the prefix)

Universe Description:

Text: [The Phone Number cannot begin with a '0' or '1'.](#)

Check Instructions:

Type: Hard

Skip Instructions: <C, G> [go to NEWCP2PHON]

NEWCP2EXT

Bcontact2.NEWCP2EXT

Field

Description: Contact #2 Extension

Form Pane Label:

SAS Name:

Tag Name:

Inherited Universe:

Universe: UPDATECONT2INFO = 1 AND NEWCP2PHON = 'VALID PHONE NUMBER'

Universe Description:

Question Text: CONTACT PERSON 2: ^CP2NAME_Fill
CONTACT TITLE 2: ^CP2TITL_Fill
CONTACT PHONE 2: ^CP2PHON_Fill, ^CP2EXT_Fill

• Enter Contact #2 Extension

Fills: CP2NAME_Fill

Instructions: Group Quarters. Name of contact person 2.

Fills: CP2TITL_Fill

Instructions: Group Quarters. Title of contact person 2.

Fills: CP2PHON_Fill

Instructions: Group Quarters. Contact person 2 phone number.

Fills: CP2EXT_Fill

Instructions: Group Quarters. Contact person 2 phone number extension.

Type: Integer

Length: 5

Min:

Max:

- Don't Know
- Refuse
- Empty

- On Input
- On Output

Array:

Skip Instructions: <EMPTY, NOT EMPTY, D, R> [go to NEWGENPHON]

NEWGENPHON

Bcontact2.NEWGENPHON

Field

Description: General Phone Number

Form Pane Label:

SAS Name:

Tag Name:

Inherited Universe:

Universe: UPDATECONT2INFO = 2 OR
NEWCP2PHON = 'EMPTY, R' OR
NEWCP2EXT = 'EMPTY, NOT EMPTY, D, R'

Universe Description:

Question Text: What is the general or main phone number for ^GQNAME_Fill?

GENERAL/MAIN PHONE #: ^GQPHONE_Fill , ^GQEXT_Fill

• Update the main or general phone number of the group quarters/special place.

Fills: GQNAME_Fill

Instructions: Group Quarters name.

Fills: GQPHONE_Fill

Instructions: Group Quarters phone number.

Fills: GQEXT_Fill

Instructions: Group Quarters phone number extension.

Type: Integer

Length: 10

Min:

Max:

- Don't Know
- Refuse
- Empty

- On Input
- On Output

Array:

Special Instructions: If a non-valid phone number is entered, replace with phone number from SCIF

Skip Instructions: <VALID PHONE NUMBER> [go to NEWGENEXT]
<EMPTY, R> [go to STAY_NOW]
NEWGENPHON < 10 digits [display HARDNEWGENPHON]
NEWGENPHON area code begins with 0 OR 1 [display HARDNEWGENPHON2]
NEWGENPHON prefix begins with 0 OR 1 [display HARDNEWGENPHON3]

HARD_NEWGENPHON
Bcontact2.HARD_NEWGENPHON

Check

Description: New phone less than 10 digits

Inherited Universe:

Universe: NEWGENPHON < 10 digits

Universe Description:

Text: [You must enter all ten digits of the contact person's phone number.](#)

Check Instructions:

Type: Hard

Skip Instructions: <C, G> [go to NEWGENPHON]

Check

HARD_NEWGENPHON2
Bcontact2.HARD_NEWGENPHON2

Description: Area code begins with 0 or 1

Inherited Universe:

Universe: if 0 or 1 are the first digits of the area code

Universe Description:

Text: [The Area Code cannot begin with a '0' or '1'.](#)

Check Instructions:

Type: Hard

Skip Instructions: <C, G> [go to NEWGENPHON]

HARD_NEWGENPHON3

Bcontact2.HARD_NEWGENPHON3

Check

Description: Prefix begins with 0 or 1

Inherited Universe:

Universe: if 0 or 1 are the first digits of the prefix

Universe Description:

Text: [The Phone Number cannot begin with a '0' or '1'.](#)

Check Instructions:

Type: Hard

Skip Instructions: <C, G> [go to NEWGENPHON]

Field

NEWGENEXT
Bcontact2.NEWGENEXT

Description: General Phone Extension

Form Pane Label:

SAS Name:

Tag Name:

Inherited Universe:

Universe: NEWGENPHON = 'VALID PHONE NUMBER'

Universe Description:

Question Text: What is the general or main phone number for ^GQNAME_Fill?

GENERAL/MAIN PHONE #: ^GQPHONE_Fill , ^GQEXT_Fill

• Update the main or general phone extension of the group quarters/special place.

Fills: GQNAME_Fill

Instructions: Group Quarters name.

Fills: GQPHONE_Fill

Instructions: Group Quarters phone number.

Fills: GQEXT_Fill

Instructions: Group Quarters phone number extension.

Type: Integer

Length: 5

Min:

Max:

- Don't Know
- Refuse
- Empty

- On Input
- On Output

Array:

Skip Instructions: <EMPTY, NOT EMPTY, R> [go to STAY NOW]

STAY_NOW

Field

Bcontact2.STAY_NOW

Description: Stay Now

Form Pane Label:

SAS Name: STAY_NOW

Tag Name: STAY_NOW

Inherited Universe:

Universe: NEWGENPHON = 'EMPTY, R' OR NEWGENEXT = 'EMPTY, NOT EMPTY, R'

Universe Description:

Question Text: SPECIAL PLACE NAME: ^SPNAME_Fill
GROUP QUARTERS NAME: ^GQNAME_Fill

Are people currently living or staying at ^GQNAME_Fill ?

Fills: SPNAME_Fill

Instructions: Special place name of the Group Quarters.

Fills: GQNAME_Fill

Instructions: Group Quarters name.

Type: Enumerated

Length: 1

Answer List: TYES_NO

Value:	Mnemonic:	Description:
1		Yes
2		No

- Don't Know
 Refuse
 Empty

- On Input
 On Output

Array:

Special Instructions: <2> then set OUTCOME = 843

<2> AND INITSCREEN = <2, 6> THEN SET TEL_PV = TELE {2}
<2> AND INITSCREEN = <3, 4> THEN SET TEL_PV = Pers {1}

Skip Instructions: <1, 2, R> [go to GQMAIN1]

?

Block

Description:

Tab Name:
Fly Over Name:
Universe Type: lf

Inherited Universe:

Universe:

Universe Description:

Array:

Block Instructions:

Field

EXITING CASE
?.EXITING CASE

Description: 4.2 When exiting the case, the system will do the following: [Set SampleGQType=GQTYPE] and [Set SECURREQ = SECPROCS]

Form Pane Label:

SAS Name: EXITING CASE

Tag Name: EXITING CASE

Inherited Universe:

Universe:

Universe Description:

Question Text:

Type: String

Length: 1

- Don't Know
- Refuse
- Empty

- On Input
- On Output

Array:

SUBROUTINES

Field

?.SUBROUTINES

Description: 4.3 EXIT [FR gets here by hitting F10 to exit the instrument]

Form Pane Label:

SAS Name: SUBROUTINES

Tag Name: SUBROUTINES

Inherited Universe:

Universe: Selection of F10 in the instrument or [INTRO = DK or R] or [CREATE ALLBEDS = 2, r] or [BoP_Flag=1]

Universe Description:

Question Text:

Type: String

Length: 1

- Don't Know
- Refuse
- Empty

- On Input
- On Output

Array:

Block

BF10_Exit BExit
BF10_Exit BExit

Description:

Tab Name:

Fly Over Name:

Universe Type: lf

Inherited Universe:

Universe:

Universe Description:

Array:

Block Instructions:

INTSTAT

Field

BF10_Exit BExit.INTSTAT

Description: Interview Status

Form Pane Label:

SAS Name: INTSTAT

Tag Name: INTSTAT

Inherited Universe:

Universe: INTRO = {D, R} OR
CREATE_ALLBEDS = {R} OR
LISTINGMETHOD_TELE = {R} OR
eLIST_NoRoster = {R} OR
F10

Universe Description:

- Question Text:** ♦ Is the respondent able to complete the interview?
- ♦ If this is a Federal Prison or a Federal Detention Center select option 3 for Other Noninterview. (This option does not apply to privately operated correctional facilities that house mostly federal prisoners.)
 - ♦ If you are at a privately operated correctional facility that contains federal, state, or local prisoners, do not exit the interview. Continue with the GQFQ interview, sampling and interviewing the persons selected for sample. Select the F8 to return to the interview. Instructions are directly below on how these GQs will be classified.
 - ♦ If you are at a privately operated correctional facility that contains mostly federal prisoners, you will continue with the interview. This GQ will be coded out as a 102, Federal Prison.
 - ♦ If you are at a privately operated correctional facility that contains mostly state prisoners, you will continue with the interview. This GQ will be coded out as a 103, State Prison.
 - ♦ If you are at a privately operated correctional facility that contains mostly local prisoners, you will continue with the interview. This GQ will be coded out as a 104, Local Jail. (Local jails include tribal as well.)

Type: Enumerated

Length: 1

Answer List: TINTSTAT

Value:	Mnemonic:	Description:
1		Inconvenient Time. Try again later.
2		Refusal

3 Other noninterview.

- Don't Know
- Refuse
- Empty

- On Input
- On Output

Array:

Special Instructions: <1> OUTCOME = 802

BoP Special Instruction

Fill Instructions: For BoP: Special BoP Fill [do not include the above instructions in the BoP instrument.]

Use this instead:

Is the respondent able to complete the interview?

(Spanish)

Fill Instructions: For BoP: Special BoP Fill [do not include the above instructions in the BoP instrument.] Use this instead: ¿Puede el respondedor completar la entrevista?

Skip Instructions: <1> [go to PCALLBACK]
<2> [go to REFREASON]
<3> [go to REASONINT]

PCALLBACK

Field

BF10_Exit BExit.PCALLBACK

Description: Best callback day/time

Form Pane Label:

SAS Name: PCALLBACK

Tag Name: PCALLBACK

Inherited Universe:

Universe: INTSTAT = 1

Universe Description:

Question Text: What day and time would be best to contact you again?

Type: Integer

Length: 25

Min:

Max:

- Don't Know
- Refuse
- Empty

On Input

On Output

Store Instructions: Date/Time:

Fill Instructions: Allow 25 alpha/numeric characters]

Array:

Special Instructions: 1. Store in CALLBACK variable and pass out to CM
2. Variable length = 25 characters

Skip Instructions: <NOT EMPTY> [go to THANKYOU]

Field

REFREASON
BF10_Exit BExit.REFREASON

Description: Refusal Reason

Form Pane Label:

SAS Name: REFREASON

Tag Name: REFREASON

Inherited Universe:

Universe: INTSTAT = 2

Universe Description:

Question Text: ♦ Mark all that apply.

Type: Enumerated

Length: 1

Answer List: TREFREASON

Value:	Mnemonic:	Description:
1		Respondent busy
2		Interview too long
3		Survey is a waste of taxpayers money
4		Respondent questions legitimacy of survey
5		Confidentiality reasons
6		Respondent says that he/she cannot comply because of legal restrictions
7		Other - Specify in Notes

- Don't Know
- Refuse
- Empty

- On Input
- On Output

Array:

Special Instructions: <6> , set OUTCOME=808, STOREOUT = 811, GeocodeReqd = 1
<1-5, 7> set OUTCOME = 808, STOREOUT = 818, GeocodeReqd = 1

Skip Instructions: <1-5, 7> [go to THANKYOU]

<6> [go to REASON811]

Field

REASON811
BF10_Exit BExit.REASON811

Description: Reason for 811 Outcome

Form Pane Label:

SAS Name: REASON811

Tag Name: REASON811

Inherited Universe:

Universe: REFREASON = 6

Universe Description:

Question Text: ♦ What is the legal restriction cited by the respondent? Get the name of the law, if possible, and whether it is a federal or state law.

Type: String

Length: 60

- Don't Know
- Refuse
- Empty

- On Input
- On Output

Store Instructions: Fill in the blank - 60 characters.

Array:

Skip Instructions: <NOT EMPTY> [go to THANKYOU]

REASONINT

Field

BF10_Exit BExit.REASONINT

Description: Reason for Noninterview

Form Pane Label:

SAS Name: REASONINT

Tag Name: REASONINT

Inherited Universe:

Universe: INTSTAT = 3

Universe Description:

Question Text: ♦ Indicate the reason for the non-interview.

Type: Enumerated

Length: 2

Answer List: TREASONINT

Value:	Mnemonic:	Description:
1		Unable to locate
2		Other Type A - Specify in Notes
3		GQ no longer exists
4		GQ is actually a housing unit (in addition to standard housing units, this includes assisted / independent living units, RV parks, campgrounds, marinas, or racetracks)
5		GQ is a domestic violence shelter or sensitive place
6		Other Type C - Specify in Notes
7		Natural disaster - Type B
8		Type C - no residents during survey period
9		Federal Prison
10		Federal Detention Center

- Don't Know
- Refuse
- Empty

- On Input
- On Output

Store Instructions: Valid Values: Must fill. DK, R not acceptable.

Array:

Special Instructions: <9> [display soft error REASONINT_SOFTCHK]
<10> [display soft error REASONINT_SOFTCHK2]

<1> set OUTCOME = 814
<2> set OUTCOME = 808, STOREOUT = 819, GeocodeReqd = 1
<3> set OUTCOME = 840
<4> set GQTYPE/GQTYPE1 = 999, set OUTCOME = 841
<5> set GQTYPE/GQTYPE1 = 703, set OUTCOME = 842
<6> set OUTCOME = 844
<7> set OUTCOME = 833
<8> set OUTCOME = 843
<9> set GQTYPE/GQTYPE1 = 102, OUTCOME = 844
<10> set GQTYPE/GQTYPE1 = 101, set OUTCOME = 844

GQTYPECODE1 = <999> clear out GQTypeDesc1
GQTYPECODE2 = <999> clear out GQTypeDesc2
GQTYPECODE3 = <999> clear out GQTypeDesc3

INITSCREEN = <3, 4> THEN SET TEL_PV = Pers {1}
INITSCREEN = <2, 6> THEN SET TEL_PV = TELE {2}

Skip Instructions: <1, 3-5, 7-8> [go to NOTES]
<2> [go to REASON819]
<6> [go to REASON844]
<9> [go to REASONINT_SOFTCHK]
<10> [go to REASONINT_SOFTCHK2]

REASONINT_SOFTCHK

Check

BF10_Exit BExit.REASONINT_SOFTCHK

Description: Facility is a Federal Prison

Inherited Universe:

Universe: REASONINT = 9

Universe Description:

Text: ♦ This facility is out of scope at this time. You have reached a Federal Prison outside of the data collection period for Federal Prisons. You will be exited out of the interview and your case will be closed. Please read the script below to the contact person.

I'm sorry, we have contacted you at a time outside of the data collection period for Federal Prisons. This ends the interview. Those Federal correctional facilities, selected for sample for the ACS, will be visited beginning in September, in which your facility may be one of those. You will be notified prior to our return. Thank you for your time.

Check Instructions: Set GQTYPE CODE = 102

Type: Soft

Skip Instructions: <S> exits the instrument.
<C, G> [go to REASONINT]

Check

REASONINT_SOFTCHK2
BF10_Exit BExit.REASONINT_SOFTCHK2

Description: Facility is a Federal Detention Center

Inherited Universe:

Universe: REASONINT = 10

Universe Description:

Text: ♦ This facility is out of scope at this time. You have reached a Federal Detention Center outside of the data collection period for Federal Detention Centers. You will be exited out of the interview and your case will be closed. Please read the script below to the contact person.

I'm sorry, we have contacted you at a time outside of the data collection period for Federal Detention Centers. This ends the interview. Those Federal correctional facilities, selected for sample for the ACS, will be visited beginning in September, in which your facility may be one of those. You will be notified prior to our return. Thank you for your time.

Check Instructions: SET GQTYPE = 101

Type: Soft

Skip Instructions: <S> exits instrument
<C, G> [go to REASONINT]

REASON819

Field

BF10_Exit BExit.REASON819

Description: Reason for 819 Outcome

Form Pane Label:

SAS Name: REASON819

Tag Name: REASON819

Inherited Universe:

Universe: REASONINT = 2

Universe Description:

Question Text: ♦ Specify the reason for this Other Type A outcome.

Type: String

Length: 60

- Don't Know
- Refuse
- Empty

- On Input
- On Output

Store Instructions: Fill in the blank - allow for 60 characters.

Array:

Skip Instructions: <NOT EMPTY> [go to THANKYOU]

Field

REASON844
BF10_Exit BExit.REASON844

Description: Reason for 844 Outcome

Form Pane Label:

SAS Name: REASON844

Tag Name: REASON844

Inherited Universe:

Universe: REASONINT = 6

Universe Description:

Question Text: ♦ Specify the reason for this Other Type C outcome.

Type: String

Length: 60

- Don't Know
- Refuse
- Empty

- On Input
- On Output

Store Instructions: Fill in the blank - allow for 60 characters.

Array:

Special Instructions: INITSCREEN = <3, 4> THEN SET TEL_PV = Pers {1}
INITSCREEN = <2, 6> THEN SET TEL_PV = TELE {2}

Skip Instructions: <NOT EMPTY> EXIT INSTRUMENT

THANK_YOU

Field

BF10_Exit BExit.THANK_YOU

Description: Thank you

Form Pane Label:

SAS Name: THANK_YOU

Tag Name: THANK_YOU

Inherited Universe:

Universe: SECPROCS = '1, 2' OR
PCALLBACK = 'NOT EMPTY' OR
REFREASON = '1-5, 7' OR
REASON811 = 'NOT EMPTY' OR
REASON819 = 'NOT EMPTY' OR
TCALLBACK = 'NOT EMPTY'

Universe Description:

Question Text: Thank you for helping the Census Bureau with the ^American_PuertoRico_Fill

Fills: American_PuertoRico_Fill

Instructions: If PRFLAG = 1, display "PUERTO RICO COMMUNITY SURVEY (PRCS)", else display "AMERICAN COMMUNITY SURVEY (ACS)"

Type: Enumerated

Length: 1

Answer List: TContinue

Value:	Mnemonic:	Description:
1		Enter 1 to continue

- Don't Know
- Refuse
- Empty

- On Input
- On Output

Store Instructions: Do not accept DK, R or empty

Array:

Special Instructions: PCALLBACK ne <blank> set outcome code = 805
TCALLBACK ne <blank> set outcome code = 805
APPOINTMENT ne <blank> set outcome code = 806
STOREOUT = <801, 811, 818, 819>
INITSCREEN = <3, 4> THEN SET TEL_PV = Pers {1}
INITSCREEN = <2, 6> THEN SET TEL_PV = TELE {2}

Skip Instructions: <1> [EXIT INSTRUMENT]

THANKYOU2

Field

BF10_Exit BExit.THANKYOU2

Description: Thank you

Form Pane Label:

SAS Name: THANKYOU2

Tag Name: THANKYOU2

Inherited Universe:

Universe: (GQCONTACTFINISH = {1} AND LISTINGMETHOD_TELE = {2}) OR
eList_NoRoster = {1} OR
(CONTACT2.STAY_NOW = {2, RF} AND (RI_BCT <> EMPTY OR RI_BCT = {DK,
RF}))

Universe Description:

Question Text: Thank you for helping the Census Bureau with the ^American_PuertoRico_Fill

Fills: American_PuertoRico_Fill

Instructions: If PRFLAG = 1, display "PUERTO RICO COMMUNITY SURVEY (PRCS)", else
display "AMERICAN COMMUNITY SURVEY (ACS)"

Type: Enumerated

Length: 1

Answer List: TContinue

Value:	Mnemonic:	Description:
1		Enter 1 to continue

- Don't Know
- Refuse
- Empty

- On Input
- On Output

Store Instructions: Do not accept DK, R or empty

Array:

Special Instructions: INITSCREEN = {3, 4} THEN SET TEL_PV = Pers {1}
INITSCREEN = {2, 6} THEN SET TEL_PV = TELE {2}

Skip Instructions: <1> [EXIT INSTRUMENT]

BExit
BExit

Block

Description:

Tab Name:
Fly Over Name:
Universe Type: lf

Inherited Universe:

Universe:

Universe Description:

Array:

Block Instructions:

Field

TCALLBACK
BExit.TCALLBACK

Description: Best time to callback

Form Pane Label:

SAS Name: TCALLBACK

Tag Name: TCALLBACK

Inherited Universe:

Universe: (SPEAKNOW = '2, R' AND INITSCREEN = '2, 3') OR
(SRCHKWNLRESP = 2 AND BoP_flag = 1)

Universe Description:

Question Text: When is a good time for me to call back?

Type: String

Length: 25

- Don't Know
- Refuse
- Empty

- On Input
- On Output

Store Instructions: Callback date/time:

Fill Instructions: Allow for 25 characters to be entered

Valid Values: Do not allow DK or R

Array:

Special Instructions: 1. Set OUTCOME = 805
2. Store this in CALLBACK variable
3. Pass out to CM

Skip Instructions: <NOT EMPTY> [go to THANKYOU]

CASENOTESPATH

Field

BExit.CASENOTESPATH

Description: New variable added to the end of the instrument. This has to be added for release of Windows 10 to the FR laptops.

It will be released May 2020 production.

Form Pane Label: CASENOTESPATH

SAS Name:

Tag Name:

Inherited Universe:

Universe: INITSCREEN=1-5

Universe Description:

Question Text:

Type: Classification

Length: 100

- Don't Know
- Refuse
- Empty

- On Input
- On Output

Array:

Block

BGQtype1
BGQtype1

Description:

Tab Name:
Fly Over Name:
Universe Type: lf

Inherited Universe:

Universe:

Universe Description:

Array:

Block Instructions:

GQMAIN1

BGQtype1.GQMAIN1

Field

Description: First GQ Category

Form Pane Label:

SAS Name: GQMAIN1

Tag Name: GQMAIN1

Inherited Universe:

Universe: STAY_NOW = '1, 2, R'

Universe Description:

Help Screen: F_GQMAIN

Question Text: 

SPECIAL PLACE NAME: ^SPNAME_Fill

GROUP QUARTERS NAME: ^GQNAME_Fill

^GQMAIN1_Fill

Fills: SPNAME_Fill

Instructions: Special place name of the Group Quarters.

Fills: GQNAME_Fill

Instructions: Group Quarters name.

Fills: GQMAIN1_Fill

Instructions: IF INITSCREEN = <3, 4> then display

This is a list of places where people live, could live, or stay and/or receive services. Using this list, please select ONLY ONE category that BEST describes ^GQNAME_Fill.

* Give the contact person time to read all the categories on the Information Card and provide you with a selection. If they choose more than one category, ask for the one that has the most residents and note that we'll ask about the other categories later.

IF INITSCREEN = <2, 6> then display

I'm going to read a list of places where people live, could live, or stay and/or receive services. Please select ONLY ONE category that BEST describes ^GQNAME_Fill.

Read the categories below. Give the contact person time to hear all the categories and provide you with a selection. If they choose more than one

category, ask for the one that has the most residents and note that we'll ask about the other categories later.

Fills: GQNAME_Fill

Instructions: Group Quarters name.

Type: Enumerated

Length: 1

Answer List: TGQMAIN1

Value:	Mnemonic:	Description:
1		Educational Facility
2		Correctional Facility
3		Group Home
4		Health Care or Treatment Facility
5		Military
6		Other Group Living Facilities
7		None of the Above

- Don't Know
- Refuse
- Empty

- On Input
- On Output

Array:

Special Instructions: IF INITSCREEN = <3, 4> THEN display Flashcard
IF INITSCREEN = <2, 6> THEN do not display Flashcard

Skip Instructions: <1> [go to EDU_DD]
<2> [go to CORRECTIONAL_DD]
<3> [go to GROUPHOME_DD]
<4> [go to HEALTH_DD]
<5> [go to MILITARY_DD]
<6> [go to OGLF_DD]
<7> [go to OUTOFSCOPE_DD]

EDU_DD

Field

BGQtype1.EDU_DD

Description: Education drill-down

Form Pane Label:

SAS Name: EDU_DD

Tag Name: EDU_DD

Inherited Universe:

Universe: GQMAIN = 1

Universe Description:

Question Text: ♦ [Select category based on GQ contact's response.](#)

Type: Enumerated

Length: 1

Answer List: TEDU_DD

Value:	Mnemonic:	Description:
1		College/University Student Housing
2		Residential School for People with Disabilities

- Don't Know
- Refuse
- Empty

- On Input
- On Output

Array:

Special Instructions: <1> set GQTypeCode1 = 501 AND set GQTypeDesc1 = COLLEGE/UNIVERSITY STUDENT HOUSING
<2> set GQTypeCode1 = 405 AND set GQTypeDesc1 = RESIDENTIAL SCHOOLS FOR PEOPLE WITH DISABILITIES

Skip Instructions: <1> [go to COLLEGE]
<2> [go to MAXCAP1]

Field

College
BGQtype1.College

Description: College/University Student Housing

Form Pane Label:

SAS Name: College

Tag Name: College

Inherited Universe:

Universe: EDU_DD = 1 AND GQMAIN1 = 1

Universe Description:

Question Text: Is ^GQNAME_Fill used primarily to provide housing for college students?

Fills: GQNAME_Fill

Instructions: Group Quarters name.

Type: Enumerated

Length: 1

Answer List: TYES_NO

Value:	Mnemonic:	Description:
1		Yes
2		No

- Don't Know
- Refuse
- Empty

- On Input
- On Output

Array:

Special Instructions: <2> set GQTypeCode1 = 999 AND set GQTypeDesc1 = empty AND set OUTCOME = 841

Skip Instructions: <1> [go to MAXCAP1]
<2> [go to OUTOFSCOPE_TY]

CORRECTIONAL_DD

BGQtype1.CORRECTIONAL_DD

Field

Description: Correctional drill-down

Form Pane Label:

SAS Name: CORRECTIONAL_DD

Tag Name: CORRECTIONAL_DD

Inherited Universe:

Universe: GQMAIN1 = 2

Universe Description:

Question Text: ♦ [Select category based on GQ contact's response.](#)

Type: Enumerated

Length: 1

Answer List: TCORRECTIONAL_DD

Value:	Mnemonic:	Description:
1		Adult Correctional Residential Facility
2		Juvenile Correctional Facility

- Don't Know
- Refuse
- Empty

- On Input
- On Output

Array:

Special Instructions: <2> set GQTypeCode1 = 203 AND set GQTypeDesc1 = CORRECTIONAL FACILITIES INTENDED FOR JUVENILES

Skip Instructions: <1> [go to CF_DESC]
<2> [go to MAXCAP1]

Field

CF_DESC
BGQtype1.CF_DESC

Description: Correctional Facility Type

Form Pane Label:

SAS Name: CF_DESC

Tag Name: CF_DESC

Inherited Universe:

Universe: CORRECTIONAL_DD = 1 AND GQMAIN1 = 2

Universe Description:

Help Screen: F_GQMAIN

Question Text: Fill #1 INITS SCREEN = <3, 4>



Which of the following categories describes ^GQNAME_Fill?

- If more than one flashcard category applies, mark the one with the most prisoners.
- If this is a Federal Prison or a Federal Detention Center, select either Option 5 or Option 6 respectively to exit out of the interview.
- If you are at a privately operated facility that contains federal, state or local prisoners, do not exit the interview. Continue with the GQFQ interview, sampling and interviewing the persons selected for sample. Instructions are directly below on how to code privately operated facilities out.
 - If you are at a privately operated correctional facility that contains mostly state prisoners, you will select Option 1 and continue with the interview. This case will have the GQ Type code of 103, State Prison.
 - If you are at a privately operated correctional facility that contains mostly local/county prisoners, you will select Option 2 and continue with the interview. This case will have the GQ Type code of 104, Local Jail. (Local jails include tribal as well)
 - If you are at a privately operated correctional facility that contains mostly federal prisoners, you will select Option 4 and continue with the interview. This case will have the GQ Type code of 102.

Fill #2 INITS SCREEN = <2, 6>

Which of the following categories describes ^GQNAME_Fill?

Read the categories below. Give the contact person time to hear all the categories and provide you with a selection.

If more than one category applies, mark the one with the most prisoners.

If this is a Federal Prison or a Federal Detention Center, select either Option 5 or Option 6 respectively to exit out of the interview.

If you are at a privately operated facility that contains federal, state or local prisoners, do not exit the interview. Continue with the GQFQ interview, sampling and interviewing the persons selected for sample. Instructions are directly below on how

to code privately operated facilities out.

If you are at a privately operated correctional facility that contains mostly state prisoners, you will select Option 1 and continue with the interview. This case will have the GQ Type code of 103, State Prison.

If you are at a privately operated correctional facility that contains mostly local/county prisoners, you will select Option 2 and continue with the interview. This case will have the GQ Type code of 104, Local Jail. (Local jails include tribal as well)

If you are at a privately operated correctional facility that contains mostly federal prisoners, you will select Option 4 and continue with the interview. This case will have the GQ Type code of 102.

Fills: GQNAME_Fill

Instructions: Group Quarters name.

Type: Enumerated

Length: 1

Answer List: TCF_DESC

Value:	Mnemonic:	Description:
1		State Prison/Private Operated Facility housing mainly state prisoners
2		Local or County Jail/Private Operated Facility housing mainly local or county prisoners
3		Adult Residential Correctional Facility
4		Privately Operated Facility housing mainly federal prisoners
5		Federal Prison
6		Federal Detention Center

- Don't Know
- Refuse
- Empty

- On Input
- On Output

Array:

Special Instructions: <1> set GQTypeCode1 = 103 AND set GQTypeDesc1 = STATE PRISON
<2> set GQTypeCode1 = 104 AND set GQTypeDesc1 = LOCAL JAIL & OTHER MUNICIPAL CONFINEMENT FACILITIES
<3> set GQTypeCode1 = 105 AND set GQTypeDesc1 = CORRECTIONAL RESIDENTIAL FACILITY
<4> set GQTypeCode1 = 102 AND set GQTypeDesc1 = FEDERAL PRISON

<5> set GQTypeCode1 = 102 AND set GQTypeDesc1 = FEDERAL PRISON
<6> set GQTypeCode1 = 101 AND set GQTypeDesc1 = FEDERAL DETENTION
CENTER
<5, 6> set OUTCOME = 844

Skip Instructions: <1 - 4> [go to MAXCAP1]
<5> [go to CF_DESC_SOFTCHK]
<6> [go to CF_DESC_SOFTCHK2]

HARD_CF_DESC

Check

BGQtype1.HARD_CF_DESC

Description: Facility is Federal Prison

Inherited Universe:

Universe: GQMAIN1 = 2 AND CORRECTIONAL_DD = 1 AND CF_DESC = 5

Universe Description:

Text: ♦ This facility is out of scope at this time. You have reached a Federal Prison outside of the data collection period for Federal Prisons. Please press F10 or click on the F10 Exit tab and follow the instructions to exit out of the interview and your case will be closed. Please read the script below to the contact person.

I'm sorry, we have contacted you at a time outside of the data collection period for Federal Prisons. This ends the interview. Those Federal correctional facilities, selected for sample for the ACS, will be visited beginning in September, in which your facility may be one of those. You will be notified prior to our return. Thank you for your time.

Check Instructions:

Type: Hard

Skip Instructions: <C, G> [go to CF_DESC]

Check

HARD_CF_DESC2
BGQtype1.HARD_CF_DESC2

Description: Facility is Federal Detention Center

Inherited Universe:

Universe: GQMAIN1 = 2 AND CORRECTIONAL_DD = 1 AND CF_DESC = 6

Universe Description:

Text: ♦ This facility is out of scope at this time. You have reached a Federal Detention Center outside of the data collection period for Federal Detention Centers. Please press F10 or click on the F10 Exit tab and follow the instructions to exit out of the interview and your case will be closed. Please read the script below to the contact person.

I'm sorry, we have contacted you at a time outside of the data collection period for Federal Detention Centers. This ends the interview. Those Federal correctional facilities, selected for sample for the ACS, will be visited beginning in September, in which your facility may be one of those. You will be notified prior to our return. Thank you for your time.

Check Instructions:

Type: Hard

Skip Instructions: <C, G> [go to CF_DESC]

GROUPHOME_DD

Field

BGQtype1.GROUPHOME_DD

Description: Group Home drill-down

Form Pane Label:

SAS Name: GROUPHOME_DD

Tag Name: GROUPHOME_DD

Inherited Universe:

Universe: GQMAIN1 = 3

Universe Description:

Question Text: ♦ [Select category based on GQ contact's response.](#)

Type: Enumerated

Length: 1

Answer List: TGROUPHOME_DD

Value:	Mnemonic:	Description:
1		Adult Group Home
2		Juvenile Group Home

- Don't Know
- Refuse
- Empty

- On Input
- On Output

Array:

Special Instructions: <1> set GQTypeCode1 = 801 AND set GQTypeDesc1 = GROUP HOMES INTENDED FOR ADULTS (NON-CORRECTIONAL)
<2> set GQTypeCode1 = 201 AND set GQTypeDesc1 = GROUP HOME FOR JUVENILES (NON-CORRECTIONAL)

Skip Instructions: <1, 2> [go to MAXCAP1]

Field

HEALTH_DD
BGQtype1.HEALTH_DD

Description: Health Facility drill-down

Form Pane Label:

SAS Name: HEALTH_DD

Tag Name: HEALTH_DD

Inherited Universe:

Universe: GQMAIN1 = 4

Universe Description:

Question Text: ♦ [Select category based on GQ contact's response.](#)

Type: Enumerated

Length: 1

Answer List: THEALTH_DD

Value:	Mnemonic:	Description:
1		Adult Residential Treatment Center (non-correctional)
2		Assisted Living, Independent Living or Continuing Care Facility
3		Nursing or Skilled Nursing Facility
4		In-Patient Hospice Facility
5		Hospital
6		Juvenile Residential Treatment Center (non-correctional)

Don't Know

Refuse

Empty

On Input

On Output

Array:

Special Instructions: <1> set GQTypeCode1 = 802 AND set GQTypeDesc1 = RESIDENTIAL TREATMENT CENTER FOR ADULTS (NON-CORRECTIONAL)

<3> set GQTypeCode1 = 301 AND set GQTypeDesc1 = NURSING FACILITIES/SKILLED NURSING FACILITIES

<4> set GQTypeCode1 = 403 AND set GQTypeDesc1 = IN-PATIENT HOSPICE FACILITY

<6> set GQTypeCode1 = 202 AND set GQTypeDesc1 = RESIDENTIAL
TREATMENT CENTERS FOR JUVENILES (NON-CORRECTIONAL)

Skip Instructions: <1, 3, 4, 6> [go to MAXCAP1]
<2> [go to ALF]
<5> [go to HOSP_DESC]

Field

ALF
BGQtype1.ALF

Description: Assisted/Ind. Living

Form Pane Label:

SAS Name: ALF

Tag Name: ALF

Inherited Universe:

Universe: HEALTH_DD = 2 AND GQMAIN1 = 4

Universe Description:

Question Text: Does ^GQNAME_Fill have a skilled nursing unit or a nursing unit?

Fills: GQNAME_Fill

Instructions: Group Quarters name.

Type: Enumerated

Length: 1

Answer List: TYES_NO

Value:	Mnemonic:	Description:
1		Yes
2		No

- Don't Know
- Refuse
- Empty

- On Input
- On Output

Array:

Special Instructions: <1> set GQTypeCode1 = 301 AND set GQTypeDesc1 = NURSING FACILITIES/SKILLED NURSING FACILITIES
<2> set GQTypeCode1 = 999 AND set GQTypeDesc1 = empty AND set OUTCOME = 841

Skip Instructions: <1> [go to MAXCAP1]
<2> [go to OUTOFSCOPE_TY]

HOSP_DESC

Field

BGQtype1.HOSP_DESC

Description: Facility Provides Treatment

Form Pane Label:

SAS Name: HOSP_DESC

Tag Name: HOSP_DESC

Inherited Universe:

Universe: HEALTH_DD = 5 AND GQMAIN1 = 4

Universe Description:

Question Text: Does ^GQNAME_Fill provide treatment or care that includes:

✦ If more than one category applies, enter the one with the most patients.

Fills: GQNAME_Fill

Instructions: Group Quarters name.

Type: Enumerated

Length: 1

Answer List: THOSP_DESC

Value:	Mnemonic:	Description:
1		Mental/Psychiatric Hospital or Unit
2		Skilled Nursing Unit
3		Patients Who Have No Usual Home Elsewhere
4		None of the Above Apply to This Hospital

- Don't Know
- Refuse
- Empty

- On Input
- On Output

Array:

Special Instructions: <1> set GQTypeCode1 = 401 AND set GQTypeDesc1 = MENTAL (PSYCIATRIC)
HOSPITALS AND PSYCHIATRIC UNITS IN OTHER HOSPITALS
<2> set GQTypeCode1 = 301 AND set GQTypeDesc1 = NURSING

FACILITIES/SKILLED NURSING FACILITIES

<3> set GQTypeCode1 = 402 AND set GQTypeDesc1 = HOSPITALS WITH PATIENTS WHO HAVE NO USUAL HOME ELSEWHERE

<4> set GQTypeCode1 = 999 AND set GQTypeDesc1 = empty AND set OUTCOME = 843

Skip Instructions: <1, 2> [go to MAXCAP1]
<3> [go to UHE_COUNT]
<4> [go to OUTOFSCOPE_TY]

MILITARY_DD

BGQtype1.MILITARY_DD

Field

Description: Military Facility drill-down

Form Pane Label:

SAS Name: MILITARY_DD

Tag Name: MILITARY_DD

Inherited Universe:

Universe: GQMAIN1 = 5

Universe Description:

Question Text: ♦ [Select category based on GQ contact's response.](#)

Type: Enumerated

Length: 1

Answer List: TMILITARY_DD

Value:	Mnemonic:	Description:
1		Barracks or Academy Residence Hall
2		Disciplinary Barracks or Jail
3		Ship
4		Military Treatment Facility with Assigned Patients

- Don't Know
- Refuse
- Empty

- On Input
- On Output

Array:

Special Instructions: <1> set GQTypeCode1 = 601 AND set GQTypeDesc1 = MILITARY QUARTERS
<2> set GQTypeCode1 = 106 AND set GQTypeDesc1 = MILITARY DISCIPLINARY BARRACKS AND JAIL
<3> set GQTypeCode1 = 602 AND set GQTypeDesc1 = MILITARY SHIP
<4> set GQTypeCode1 = 404 AND set GQTypeDesc1 = MILITARY TREATMENT FACILITIES WITH ASSIGNED PATIENTS

Skip Instructions: <1-4> [go to MAXCAP1]

Field

OGLF_DD
BGQtype1.OGLF_DD

Description: Other Facility Drill-down

Form Pane Label:

SAS Name: OGLF_DD

Tag Name: OGLF_DD

Inherited Universe:

Universe: GQMAIN1 = 6

Universe Description:

Question Text: ♦ [Select category based on GQ contact's response.](#)

Type: Enumerated

Length: 1

Answer List: TOGLF_DD

Value:	Mnemonic:	Description:
1		Commune, Recreational Vehicle Park, Campground, Marina, or Racetrack
2		Religious Facility
3		Hotel, Motel, Inn, Resort, Lodge, or Bed and Breakfast
4		Job Corps or Vocational Training Facility
5		Shelter
6		Worker's Group Living Facility

- Don't Know
- Refuse
- Empty

- On Input
- On Output

Array:

Special Instructions: <1> set GQTypeCode1 = 999 AND set GQTypeDesc1 = empty AND set OUTCOME = 841
<2> set GQTypeCode1 = 902 AND set GQTypeDesc1 = RELIGIOUS GROUP QUARTERS (CONVENTS, MONASTERIES, ABBEYS)
<4, 6> set GQTypeCode1 = 901 AND set GQTypeDesc1 = WORKERS' GROUP LIVING QUARTERS AND JOB CORPS CENTERS

Skip Instructions: <1> [go to OUTOFSCOPE_TY]
<2, 4, 6> [go to MAXCAP1]
<3> [go to HOTEL_UHE]
<5> [go to DVS_DD]

Field

HOTEL_UHE
BGQtype1.HOTEL_UHE

Description: Shelter for homeless?

Form Pane Label:

SAS Name: HOTEL_UHE

Tag Name: HOTEL_UHE

Inherited Universe:

Universe: OGLF_DD = 3 AND GQMAIN1 = 6

Universe Description:

Question Text: Does ^GQNAME_Fill or part of ^GQNAME_Fill provide shelter for people experiencing homelessness?

Fills: GQNAME_Fill

Instructions: Group Quarters name.

Type: Enumerated

Length: 1

Answer List: TYES_NO

Value:	Mnemonic:	Description:
1		Yes
2		No

- Don't Know
- Refuse
- Empty

- On Input
- On Output

Array:

Special Instructions: <1> set GQTypeCode1 = 701 AND set GQTypeDesc1 = EMERGENCY AND TRANSITIONAL SHELTERS (WITH SLEEPING FACILITIES) FOR PEOPLE EXPERIENCING HOMELESSNESS
<2> set GQTypeCode1 = 999 AND set GQTypeDesc1 = empty AND set OUTCOME = 843

Skip Instructions: <1> [go to UHE_COUNT]
<2> [go to OUTOFSCOPE_TY]

Field

DVS_DD
BGQtype1.DVS_DD

Description: Domestic Violence Shelter Screener Question

Form Pane Label:

SAS Name: DVS_DD

Tag Name: DVS_DD

Inherited Universe:

Universe: OGLF_DD = 5 AND GQMAIN1 = 6

Universe Description:

Question Text: ♦ Domestic Violence Shelters are always out of scope for the
^American_PuertoRico_Fill.

Is this facility a Domestic Violence Shelter?

Fills: American_PuertoRico_Fill

Instructions: If PRFLAG = 1, display "PUERTO RICO COMMUNITY SURVEY (PRCS)", else
display "AMERICAN COMMUNITY SURVEY (ACS)"

Type: Enumerated

Length: 1

Answer List: TYES_NO

Value:	Mnemonic:	Description:
1		Yes
2		No

- Don't Know
- Refuse
- Empty

- On Input
- On Output

Array:

Special Instructions: <1> set GQTypeCode1 = 703 AND set GQTypeDesc1 = DOMESTIC VIOLENCE
SHELTERS AND set OUTCOME = 842
<2> set GQTypeCode1 = 701 AND set GQTypeDesc1 = EMERGENCY AND

TRANSITIONAL SHELTERS (WITH SLEEPING FACILITIES) FOR PEOPLE
EXPERIENCING HOMELESSNESS

Skip Instructions: <1> [go to OUTOFSCOPE_TY]
<2> [go to MAXCAP1]

Field

UHE_COUNT
BGQtype1.UHE_COUNT

Description: UHE Capacity

Form Pane Label:

SAS Name: UHE_COUNT

Tag Name: UHE_COUNT

Inherited Universe:

Universe: (HOSP_DESC = 3 AND HEALTH_DD = 5 AND GQMAIN1 = 4) OR
(HOTEL_UHE = 1 AND OGLF_DD = 3 AND GQMAIN1 = 6)

Universe Description:

Question Text: (HOSP_DESC = <3> AND HEALTH_DD = <5> AND GQMAIN1 = <4>) Fill #1
What is the maximum number of people who have no usual home elsewhere
who can live or stay here?

(HOTEL_UHE = <1> AND OGLF_DD = <3> AND GQMAIN1 = <6>) Fill #2
What is the maximum number of people experiencing homelessness who can
live or stay in this building?

Type: Integer

Length: 5

Min:

Max: 10000

Don't Know
 Refuse
 Empty

On Input
 On Output

Array:

Skip Instructions: <NOT EMPTY, D, R> [go to SECGQ]

OUTOFSCOPE_DD

BGQtype1.OUTOFSCOPE_DD

Field

Description: Out of Scope Drill-down

Form Pane Label:

SAS Name: OUTOFSCOPE_DD

Tag Name: OUTOFSCOPE_DD

Inherited Universe:

Universe: GQMAIN1 = 7

Universe Description:

Question Text: Is ^GQNAME_Fill a..?

[* Read if necessary](#)

Fills: GQNAME_Fill

Instructions: Group Quarters name.

Type: Enumerated

Length: 1

Answer List: TOUTOFSCOPE_DD

Value:	Mnemonic:	Description:
1		Soup kitchen
2		Regularly Scheduled Mobile Food Van
3		Targeted Non-Sheltered Outdoor Location
4		Natural Disaster Shelter
5		Maritime/Merchant Vessel
6		None of these

- Don't Know
- Refuse
- Empty

- On Input
- On Output

Array:

Special Instructions: <1> set GQTypeCode1 AND GQCensus = 702 AND set GQTypeDesc1 = SOUP KITCHENS
<2> set GQTypeCode1 AND GQCensus = 704 AND set GQTypeDesc1 = REGULARLY SCHEDULED MOBILE FOOD VAN
<3> set GQTypeCode1 AND GQCensus = 706 AND set GQTypeDesc1 = TARGETED NON-SHELTERED OUTDOOR LOCATION
<4> set GQTypeCode1 AND GQCensus = 903 AND set GQTypeDesc1 = NATURAL DISASTER SHELTER
<5> set GQTypeCode1 AND GQCensus = 900 AND set GQTypeDesc1 = MARITIME/MERCHANT VESSELS
<6> set GQTypeCode1 = 999 AND set GQTypeDesc1 = empty
<1-5> set OUTCOME = 844

Skip Instructions: <1-5> [go to OUTOFSCOPE_TY]
<6> [go to HU]

HU

Field

BGQtype1.HU

Description: Housing Unit

Form Pane Label:

SAS Name: HU

Tag Name: HU

Inherited Universe:

Universe: OUTOFSCOPE_DD = 6 AND GQMAIN1 = 7

Universe Description:

Question Text: ♦ Is this a housing unit?

Type: Enumerated

Length: 1

Answer List: TYES_NO

Value:	Mnemonic:	Description:
1		Yes
2		No

- Don't Know
- Refuse
- Empty

- On Input
- On Output

Array:

Special Instructions: <1> set OUTCOME = 841
<2> set OUTCOME = 844

Skip Instructions: <1, 2> [go to OUTOFSCOPE_TY]

Field

OUTOFSCOPE_TY
BGQtype1.OUTOFSCOPE_TY

Description: GQ is out of scope

Form Pane Label:

SAS Name: OUTOFSCOPE_TY

Tag Name: OUTOFSCOPE_TY

Inherited Universe:

Universe: (GQMAIN1 = 1 AND EDU_DD = 1 AND COLLEGE = 2) OR
(GQMAIN1 = 4 AND HEALTH_DD = 2 AND ALF = 2) OR
(GQMAIN1 = 4 AND HEALTH_DD = 5 AND HOSP_DESC = 4) OR
(GQMAIN1 = 6 AND OGLF_DD = 1) OR
(GQMAIN1 = 6 AND OGLF_DD = 5 AND DVS_DD = 1) OR
(GQMAIN1 = 6 AND OGLF_DD = 3 AND HOTEL_UHE = 2) OR
(GQMAIN1 = 7 AND OUTOFSCOPE_DD = 1-5) OR
(GQMAIN1 = 7 AND OUTOFSCOPE_DD = 6 AND HU = 1-2)

Universe Description:

Question Text: This place is not in scope for this part of the ^American_PuertoRico_Fill.

In the future, you may be contacted again for an interview.

Fills: American_PuertoRico_Fill

Instructions: If PRFLAG = 1, display "PUERTO RICO COMMUNITY SURVEY (PRCS)", else display "AMERICAN COMMUNITY SURVEY (ACS)"

Type: Enumerated

Length: 1

Answer List: TContinue

Value:	Mnemonic:	Description:
1		Enter 1 to continue

- Don't Know
- Refuse
- Empty

- On Input
- On Output

Array:

Special Instructions: <1> AND INITSSCREEN = {2, 6} THEN SET TEL_PV = Tele {2}
<1> AND INITSSCREEN = {3, 4} THEN SET TEL_PV = Pers {1}

Skip Instructions: <1> [go to Notes]

Field

MAXCAP1
BGQtype1.MAXCAP1

Description: Maximum Capacity

Form Pane Label:

SAS Name: MAXCAP1

Tag Name: MAXCAP1

Inherited Universe:

Universe: (GQMAIN1 = 1 AND EDU_DD = 2) OR
(GQMAIN1 = 1 AND EDU_DD = 1 AND COLLEGE = 1) OR
(GQMAIN1 = 2 AND CORRECTIONAL_DD = 2) OR
(GQMAIN1 = 2 AND CORRECTIONAL_DD = 1 AND CF_DESC = 1-4) OR
(GQMAIN1 = 3 AND GROUPHOME_DD = 1-2) OR
(GQMAIN1 = 4 AND HEALTH_DD = '1, 3, 4, 6') OR
(GQMAIN1 = 4 AND HEALTH_DD = 2 AND ALF = 1) OR
(GQMAIN1 = 4 AND HEALTH_DD = 5 AND HOSP_DESC = 1-2) OR
(GQMAIN1 = 5 AND MILITARY_DD = 1-4) OR
(GQMAIN1 = 6 AND OGLF_DD = '2, 4, 6') OR
(GQMAIN1 = 6 AND OGLF_DD = 5 AND DVS_DD = 2)

Universe Description:

Question Text: What is the maximum number of people who can live or stay at ^GQNAME_Fill?
Include only those people who are part of the ^GQTYPECODE1_Fill section of
^GQNAME_Fill. Please ^STAFFINTS_Fill any staff living or staying at
^GQNAME_Fill.

Fills: GQNAME_Fill

Instructions: Group Quarters name.

Fills: GQTYPECODE1_Fill

Instructions: IF GQTYPECODE1 = 101 THEN "Federal Detention Center"
IF GQTYPECODE1 = 102 THEN "Federal Prison"
IF GQTYPECODE1 = 103 THEN "State Prison"
IF GQTYPECODE1 = 104 THEN "Local Jail and Other Municipal Confinement
Facility"
IF GQTYPECODE1 = 105 THEN "Correctional Residential Facility"
IF GQTYPECODE1 = 106 THEN "Military Disciplinary Barrack and Jail"
IF GQTYPECODE1 = 201 THEN "Group Home for Juveniles (non-correctional)"
IF GQTYPECODE1 = 202 THEN "Residential Treatment Center for Juveniles
(non-correctional)"
IF GQTYPECODE1 = 203 THEN "Correctional Facility Intended for Juveniles"

IF GQTYPECODE1 = 301 THEN "Nursing Facility/Skilled-Nursing Facility"
IF GQTYPECODE1 = 401 THEN "Mental (Psychiatric) Hospital and Psychiatric Unit in Other Hospitals"
IF GQTYPECODE1 = 402 THEN "Hospital with Patients Who Have No Usual Home Elsewhere"
IF GQTYPECODE1 = 403 THEN "In-Patient Hospice Facility"
IF GQTYPECODE1 = 404 THEN "Military Treatment Facility with Assigned Patients"
IF GQTYPECODE1 = 405 THEN "Residential School for People with Disabilities"
IF GQTYPECODE1 = 501 THEN "College/University Student Housing"
IF GQTYPECODE1 = 601 THEN "Military Barrack"
IF GQTYPECODE1 = 602 THEN "Military Ship"
IF GQTYPECODE1 = 701 THEN "Emergency and Transitional Shelter (with Sleeping Facilities) for People Experiencing Homelessness"
IF GQTYPECODE1 = 801 THEN "Group Home Intended for Adults"
IF GQTYPECODE1 = 802 THEN "Residential Treatment Center for Adults"
IF GQTYPECODE1 = 901 THEN "Workers' Group Living Quarters and Job Corps Center"
IF GQTYPECODE1 = 902 THEN "Religious Group Quarters"

Fills: STAFFINTS_Fill

Instructions: IF GQTYPECODE1 = 101, 102, 103, 104, 105, 106, 201, 202, 203, 301, 401, 403,404, or 405 THEN " DO NOT include"

IF GQTYPECODE1 = 501, 601, 602, 701, 702, 703, 801, 802, 900, 901, 902 THEN = "include"

Type: Integer

Length: 5

Min:

Max: 15000

Don't Know

Refuse

Empty

On Input

On Output

Array:

Special Instructions: Display a standard Blaise error message that reads "Input invalid. Value not in range 1 to 15,000."

(Spanish)

2. Display a standard Blaise error message that reads "Entrada no es valÃ­da. Valor no estÃ¡ entre 1 y 15000."

Skip Instructions: <NOT EMPTY, D, R> [go to SECGQ]
MAXCAP1 >= <10,000> [display MAXCAP1_SOFTCHK]
MAXCAP1 = <NOT EMPTY, D, R> AND GQTYPE = <NOT EMPTY> AND
GQTypeCode1 ne GQTYPE [display MAXCAP1_SOFTCHK2]

MAXCAP1_SOFTCHK
BGQtype1.MAXCAP1_SOFTCHK

Check

Description: Unusually large population

Inherited Universe:

Universe: MAXCAP1 >=10,000

Universe Description:

Text: This is an unusually large amount; are you sure?

Check Instructions:

Type: Soft

Skip Instructions: <C, G> [go to MAXCAP1]
<S> [go to SECGQ]

Check

MAXCAP1_SOFTCHK2

BGQtype1.MAXCAP1_SOFTCHK2

Description: confirm GQ type change

Inherited Universe:

Universe: MAXCAP1 = 'NOT EMPTY, D, R' AND GQTYPE = 'NOT EMPTY' AND GQTypeCode1 ne GQTYPE

Universe Description:

Text: Please confirm that this GQ has changed from a ^GQTYPE_Fill ^GQTYPECODE_Fill to a ^GQTYPE1_Fill ^GQTYPECODE1_Fill.

If this is correct, select 'Suppress' and move forward with the interview. If this is not correct, select 'Close' or 'Go to' and return to the GQMAIN1 screen and correct the GQ type classification.

If you need additional information regarding the GQ types, please consult the GQ Definitions Tab.

Check Instructions:

Type: Soft

Skip Instructions: <C> [go to MAXCAP1]
<G> [go to GQMAIN1]
<S> [go to SECGQ]

Fills: GQTYPE_Fill

Instructions: = GQTYPE

Fills: GQTYPECODE1_Fill

Instructions: IF GQTYPECODE1 = 101 THEN "Federal Detention Center"
IF GQTYPECODE1 = 102 THEN "Federal Prison"
IF GQTYPECODE1 = 103 THEN "State Prison"
IF GQTYPECODE1 = 104 THEN "Local Jail and Other Municipal Confinement Facility"
IF GQTYPECODE1 = 105 THEN "Correctional Residential Facility"
IF GQTYPECODE1 = 106 THEN "Military Disciplinary Barrack and Jail"
IF GQTYPECODE1 = 201 THEN "Group Home for Juveniles (non-correctional)"
IF GQTYPECODE1 = 202 THEN "Residential Treatment Center for Juveniles (non-correctional)"
IF GQTYPECODE1 = 203 THEN "Correctional Facility Intended for Juveniles"
IF GQTYPECODE1 = 301 THEN "Nursing Facility/Skilled-Nursing Facility"

IF GQTYPECODE1 = 401 THEN "Mental (Psychiatric) Hospital and Psychiatric Unit in Other Hospitals"
IF GQTYPECODE1 = 402 THEN "Hospital with Patients Who Have No Usual Home Elsewhere"
IF GQTYPECODE1 = 403 THEN "In-Patient Hospice Facility"
IF GQTYPECODE1 = 404 THEN "Military Treatment Facility with Assigned Patients"
IF GQTYPECODE1 = 405 THEN "Residential School for People with Disabilities"
IF GQTYPECODE1 = 501 THEN "College/University Student Housing"
IF GQTYPECODE1 = 601 THEN "Military Barrack"
IF GQTYPECODE1 = 602 THEN "Military Ship"
IF GQTYPECODE1 = 701 THEN "Emergency and Transitional Shelter (with Sleeping Facilities) for People Experiencing Homelessness"
IF GQTYPECODE1 = 801 THEN "Group Home Intended for Adults"
IF GQTYPECODE1 = 802 THEN "Residential Treatment Center for Adults"
IF GQTYPECODE1 = 901 THEN "Workers' Group Living Quarters and Job Corps Center"
IF GQTYPECODE1 = 902 THEN "Religious Group Quarters"

Fills: GQTYPECODE_Fill

Instructions: IF GQTYPECODE1 = 101 THEN "Federal Detention Center"
IF GQTYPECODE1 = 102 THEN "Federal Prison"
IF GQTYPECODE1 = 103 THEN "State Prison"
IF GQTYPECODE1 = 104 THEN "Local Jail and Other Municipal Confinement Facility"
IF GQTYPECODE1 = 105 THEN "Correctional Residential Facility"
IF GQTYPECODE1 = 106 THEN "Military Disciplinary Barrack and Jail"
IF GQTYPECODE1 = 201 THEN "Group Home for Juveniles (non-correctional)"
IF GQTYPECODE1 = 202 THEN "Residential Treatment Center for Juveniles (non-correctional)"
IF GQTYPECODE1 = 203 THEN "Correctional Facility Intended for Juveniles"
IF GQTYPECODE1 = 301 THEN "Nursing Facility/Skilled-Nursing Facility"
IF GQTYPECODE1 = 401 THEN "Mental (Psychiatric) Hospital and Psychiatric Unit in Other Hospitals"
IF GQTYPECODE1 = 402 THEN "Hospital with Patients Who Have No Usual Home Elsewhere"
IF GQTYPECODE1 = 403 THEN "In-Patient Hospice Facility"
IF GQTYPECODE1 = 404 THEN "Military Treatment Facility with Assigned Patients"
IF GQTYPECODE1 = 405 THEN "Residential School for People with Disabilities"
IF GQTYPECODE1 = 501 THEN "College/University Student Housing"
IF GQTYPECODE1 = 601 THEN "Military Barrack"
IF GQTYPECODE1 = 602 THEN "Military Ship"
IF GQTYPECODE1 = 701 THEN "Emergency and Transitional Shelter (with Sleeping Facilities) for People Experiencing Homelessness"
IF GQTYPECODE1 = 801 THEN "Group Home Intended for Adults"
IF GQTYPECODE1 = 802 THEN "Residential Treatment Center for Adults"

IF GQTYPECODE1 = 901 THEN "Workers' Group Living Quarters and Job Corps Center"

IF GQTYPECODE1 = 902 THEN "Religious Group Quarters"

Fills: GQTYPE1_Fill

Instructions: = GQTypeCode1

BGQtype2

BGQtype2

Block

Description:

Tab Name:

Fly Over Name:

Universe Type: lf

Inherited Universe:

Universe:

Universe Description:

Array:

Block Instructions:

Field

SecGQ
BGQtype2.SecGQ

Description: Second Group Type

Form Pane Label:

SAS Name: SECGQ

Tag Name: SECGQ

Inherited Universe:

Universe: (MAXCAP1 = 'NOT EMPTY, D, R') OR
(UHE_COUNT = 'NOT EMPTY, D, R') OR
(GQTypeCode1 < 998 AND ne (101, 102, 702, 703, 704, 706, 900, 903)) OR
(CF_DES = 4 AND GQTypecode1 = 102)

Universe Description:

Help Screen: F_GQMAIN

Question Text: 
^SECGQ_Fill

Fills: SECGQ_Fill

Instructions: IF INITSCREEN = <3, 4> then display

This is the same list of places where people live, could live or stay and/or receive services. Is ^GQNAME_Fill also one of the categories on the card?

Give the contact person time to read all of the categories and provide you with a selection.

IF INITSCREEN = <2, 6> then display

This is the same list of places where people live, could live or stay and/or receive services. Is ^GQNAME_Fill also one of the categories?

Read the categories on the card. Give the contact person some time to hear all the categories and provide you with a selection.

Fills: GQNAME_Fill

Instructions: Group Quarters name.

Type: Enumerated

Length: 1

Answer List: TYES_NO

Value:	Mnemonic:	Description:
1		Yes
2		No

- Don't Know
- Refuse
- Empty

- On Input
- On Output

Array:

Skip Instructions: <1> [go to SECGQNAME]
<2> AND STAY_NOW = <1> [go to PEOPLEATGQ]
<2> AND STAY_NOW = <2, R> [go to RI_BCT]

Field

SECGQNAME
BGQtype2.SECGQNAME

Description: Updated GQ Name

Form Pane Label:

SAS Name: SECGQNAME

Tag Name: SECGQNAME

Inherited Universe:

Universe: SECGQ = 1

Universe Description:

Question Text: What is the name of this place?

✦ Enter the name that accurately describes only that part of the GQ that the contact identified on the Information Card.

PRIMARY GQ NAME: ^GQNAME_Fill

PRIMARY GQ TYPE: ^GQTYPECODE1_Fill

SECOND GQ NAME: ^GQNAME2_Fill

SECOND GQ TYPE: ^GQTYPECODE2_Fill

Fills: GQNAME_Fill

Instructions: Group Quarters name.

Fills: GQNAME2_Fill

Instructions: SECGQNAME OR IF EMPTY THEN "this GQ"

Fills: GQTYPECODE2_Fill

Instructions: IF GQTYPECODE2 = 101 THEN "Federal Detention Center"

IF GQTYPECODE2 = 102 THEN "Federal Prison"

IF GQTYPECODE2 = 103 THEN "State Prison"

IF GQTYPECODE2 = 104 THEN "Local Jail and Other Municipal Confinement Facility"

IF GQTYPECODE2 = 105 THEN "Correctional Residential Facility"

IF GQTYPECODE2 = 106 THEN "Military Disciplinary Barrack and Jail"

IF GQTYPECODE2 = 201 THEN "Group Home for Juveniles (non-correctional)"

IF GQTYPECODE2 = 202 THEN "Residential Treatment Center for Juveniles (non-correctional)"

IF GQTYPECODE2 = 203 THEN "Correctional Facility Intended for Juveniles"

IF GQTYPECODE2 = 301 THEN "Nursing Facility/Skilled-Nursing Facility"

IF GQTYPECODE2 = 401 THEN "Mental (Psychiatric) Hospital and Psychiatric Unit in Other Hospitals"
IF GQTYPECODE2 = 402 THEN "Hospital with Patients Who Have No Usual Home Elsewhere"
IF GQTYPECODE2 = 403 THEN "In-Patient Hospice Facility"
IF GQTYPECODE2 = 404 THEN "Military Treatment Facility with Assigned Patients"
IF GQTYPECODE2 = 405 THEN "Residential School for People with Disabilities"
IF GQTYPECODE2 = 501 THEN "College/University Student Housing"
IF GQTYPECODE2 = 601 THEN "Military Barrack"
IF GQTYPECODE2 = 602 THEN "Military Ship"
IF GQTYPECODE2 = 701 THEN "Emergency and Transitional Shelter (with Sleeping Facilities) for People Experiencing Homelessness"
IF GQTYPECODE2 = 801 THEN "Group Home Intended for Adults"
IF GQTYPECODE2 = 802 THEN "Residential Treatment Center for Adults"
IF GQTYPECODE2 = 901 THEN "Workers' Group Living Quarters and Job Corps Center"
IF GQTYPECODE2 = 902 THEN "Religious Group Quarters"

Fills: GQTYPECODE1_Fill

Instructions: IF GQTYPECODE1 = 101 THEN "Federal Detention Center"
IF GQTYPECODE1 = 102 THEN "Federal Prison"
IF GQTYPECODE1 = 103 THEN "State Prison"
IF GQTYPECODE1 = 104 THEN "Local Jail and Other Municipal Confinement Facility"
IF GQTYPECODE1 = 105 THEN "Correctional Residential Facility"
IF GQTYPECODE1 = 106 THEN "Military Disciplinary Barrack and Jail"
IF GQTYPECODE1 = 201 THEN "Group Home for Juveniles (non-correctional)"
IF GQTYPECODE1 = 202 THEN "Residential Treatment Center for Juveniles (non-correctional)"
IF GQTYPECODE1 = 203 THEN "Correctional Facility Intended for Juveniles"
IF GQTYPECODE1 = 301 THEN "Nursing Facility/Skilled-Nursing Facility"
IF GQTYPECODE1 = 401 THEN "Mental (Psychiatric) Hospital and Psychiatric Unit in Other Hospitals"
IF GQTYPECODE1 = 402 THEN "Hospital with Patients Who Have No Usual Home Elsewhere"
IF GQTYPECODE1 = 403 THEN "In-Patient Hospice Facility"
IF GQTYPECODE1 = 404 THEN "Military Treatment Facility with Assigned Patients"
IF GQTYPECODE1 = 405 THEN "Residential School for People with Disabilities"
IF GQTYPECODE1 = 501 THEN "College/University Student Housing"
IF GQTYPECODE1 = 601 THEN "Military Barrack"
IF GQTYPECODE1 = 602 THEN "Military Ship"
IF GQTYPECODE1 = 701 THEN "Emergency and Transitional Shelter (with Sleeping Facilities) for People Experiencing Homelessness"
IF GQTYPECODE1 = 801 THEN "Group Home Intended for Adults"
IF GQTYPECODE1 = 802 THEN "Residential Treatment Center for Adults"

IF GQTYPECODE1 = 901 THEN "Workers' Group Living Quarters and Job Corps Center"

IF GQTYPECODE1 = 902 THEN "Religious Group Quarters"

Type: String

Length: 100

Don't Know

Refuse

Empty

On Input

On Output

Store Instructions: Fill in the blank. Allow 100 characters.

Array:

Special Instructions: 1. Interviewer instructions "SECOND GQ NAME: [fill ^GQNAME2 for second GQ] SECOND GQ TYPE; [fill ^GQTYPECODE2] can only be filled after this information is collected. Thus, these will not be displayed when info is collected. However, after this info is collected and upon backing up to this, display this info.

(Spanish)

1. Interviewer instructions "NOMBRE SECUNDARIO DEL GQ: [fill: GQNAME#2 for second GQ]

*TIPO SECUNDARIO DE GQ: [fill: GQTYPE2CODE]" can only be filled after this information is collected. Thus, these will not be displayed when info is collected. However, after this info is collected and upon backing up to this, display this info.

Skip Instructions: <EMPTY, NOT EMPTY, D, R> [go to GQMAIN2]

GQMAIN2

BGQtype2.GQMAIN2

Field

Description: Second GQ Category

Form Pane Label:

SAS Name: GQMAIN2

Tag Name: GQMAIN2

Inherited Universe:

Universe: SECGQNAME = 'EMPTY, NOT EMPTY, D, R'

Universe Description:

Help Screen: F_GQMAIN

Question Text: 

Special Place Name: ^SPNAME_Fill

Group Quarters name: ^GQNAME_Fill

^GQMAIN2_Fill

Fills: SPNAME_Fill

Instructions: Special place name of the Group Quarters.

Fills: GQNAME_Fill

Instructions: Group Quarters name.

Fills: GQMAIN2_Fill

Instructions: IF INITSCREEN = <3, 4> then display

Please tell me which is the category that best describes ^GQNAME2_Fill.

- This type code must be different from the first type code.
- The second GQ name must accurately describe only the GQ that reflects the second type code.

IF INITSCREEN = <2, 6> then display

Please tell me which is the category that best describes ^GQNAME2_Fill.

Read the categories below. Give the contact person time to hear all the categories and provide you with a selection.

This type code must be different from the first type code.

The second GQ name must accurately describe only the GQ that reflects the second type code.

Fills: GQNAME2_Fill

Instructions: SECGQNAME OR IF EMPTY THEN "this GQ"

Type: Enumerated

Length: 1

Answer List: TGQMAIN2.1

Value:	Mnemonic:	Description:
1		Educational Facility
2		Correctional Facility
3		Group Home
4		Health Care Treatment Facility
5		Military
6		Other Group Living Facilities

- Don't Know
- Refuse
- Empty

- On Input
- On Output

Array:

Special Instructions: IF INITSCREEN = <3, 4> then display Flashcard
IF INITSCREEN = <2, 6> then do not display Flashcard

Skip Instructions: <1> [go to EDU_DD]
<2> [go to CORRECTIONAL_DD]
<3> [go to GROUPHOME_DD]
<4> [go to HEALTH_DD]
<5> [go to MILITARY_DD]
<6> [go to OGLF_DD]

EDU_DD

Field

BGQtype2.EDU_DD

Description: Education drill-down

Form Pane Label:

SAS Name: EDU_DD

Tag Name: EDU_DD

Inherited Universe:

Universe: GQMAIN2 = 1

Universe Description:

Question Text: ♦ [Select category based on GQ contact's response.](#)

Type: Enumerated

Length: 1

Answer List: TEDU_DD

Value:	Mnemonic:	Description:
1		College/University Student Housing
2		Residential School for People with Disabilities

- Don't Know
- Refuse
- Empty

- On Input
- On Output

Array:

Special Instructions: <1> set GQTypeCode2 = 501 AND set GQTypeDesc2 = COLLEGE/UNIVERSITY STUDENT HOUSING
<2> set GQTypeCode2 = 405 AND set GQTypeDesc2 = RESIDENTIAL SCHOOLS FOR PEOPLE WITH DISABILITIES

Skip Instructions: <1> [go to COLLEGE]
<2> [go to MAXCAP2]

Field

College
BGQtype2.College

Description: College/University Student Housing

Form Pane Label:

SAS Name: College

Tag Name: College

Inherited Universe:

Universe: EDU_DD = 1 AND GQMAIN2 = 1

Universe Description:

Question Text: Is ^GQNAME2_Fill used primarily to provide housing for college students?

Fills: GQNAME2_Fill

Instructions: SECGQNAME OR IF EMPTY THEN "this GQ"

Type: Enumerated

Length: 1

Answer List: TYES_NO

Value:	Mnemonic:	Description:
1		Yes
2		No

- Don't Know
- Refuse
- Empty

- On Input
- On Output

Array:

Special Instructions: <2> set GQTypeCode2 = 999 AND SET GQTypeDesc2 = empty

Skip Instructions: <1> [go to MAXCAP2]
<2> [go to PEOPLEATGQ]

CORRECTIONAL_DD

BGQtype2.CORRECTIONAL_DD

Field

Description: Correctional drill-down

Form Pane Label:

SAS Name: CORRECTIONAL_DD

Tag Name: CORRECTIONAL_DD

Inherited Universe:

Universe: GQMAIN2 = 2

Universe Description:

Question Text: ♦ [Select category based on GQ contact's response.](#)

Type: Enumerated

Length: 1

Answer List: TCORRECTIONAL_DD

Value:	Mnemonic:	Description:
1		Adult Correctional Residential Facility
2		Juvenile Correctional Facility

- Don't Know
- Refuse
- Empty

- On Input
- On Output

Array:

Special Instructions: <2> set GQTypeCode2 = 203 AND set GQTypeDesc2 = CORRECTIONAL FACILITIES INTENDED FOR JUVENILES

Skip Instructions: <1> [go to CF_DESC]
<2> [go to MAXCAP2]

Field

CF_DESC
BGQtype2.CF_DESC

Description: Correctional Facility Type

Form Pane Label:

SAS Name: CF_DESC

Tag Name: CF_DESC

Inherited Universe:

Universe: CORRECTIONAL_DD = 1 AND GQMAIN2 = 2

Universe Description:

Question Text: Which of the following categories describes ^GQNAME2_Fill?

✦ If more than one category applies, mark the one with the most prisoners.

Fills: GQNAME2_Fill

Instructions: SECGQNAME OR IF EMPTY THEN "this GQ"

Type: Enumerated

Length: 1

Answer List: TCF_DESC

Value:	Mnemonic:	Description:
1		State Prison/Private Operated Facility housing mainly state prisoners
2		Local or County Jail/Private Operated Facility housing mainly local or county prisoners
3		Adult Residential Correctional Facility
4		Private Operated Facility housing mainly federal prisoners
5		Federal Prison
6		Federal Detention Center

- Don't Know
- Refuse
- Empty

- On Input
- On Output

Array:

Special Instructions: <1> set GQTypeCode2 = 103 AND set GQTypeDesc2 = STATE PRISON
<2> set GQTypeCode2 = 104 AND set GQTypeDesc2 = LOCAL JAIL & OTHER MUNICIPAL CONFINEMENT FACILITIES
<3> set GQTypeCode2 = 105 AND set GQTypeDesc2 = CORRECTIONAL RESIDENTIAL FACILITY
<4> set GQTypeCode2 = 102 AND set GQTypeDesc2 = FEDERAL PRISON
<5> set GQTypeCode2 = 102 AND set GQTypeDesc2 = FEDERAL PRISON
<6> set GQTypeCode2 = 101 AND set GQTypeDesc2 = FEDERAL DETENTION CENTER
<5, 6> set OUTCOME = 844

Skip Instructions: <1-4> [go to MAXCAP2]
<5> [go to CF_DESC_SOFTCHK]
<6> [go to CF_DESC_SOFTCHK2]

Check

HARD_CF_DESC
BGQtype2.HARD_CF_DESC

Description: GQ Type 2 is Federal Prison

Inherited Universe:

Universe: GQMAIN2 = 2 AND CORRECTIONAL_DD = 1 AND CF_DESC = 5

Universe Description:

Text: You have attempted to collect GQ information for Federal Prison outside of the data collection period for Federal Prisons. Please read the script below to the respondent and continue with the interview.

Federal facilities are out of scope at this time of data collection. Is this GQ another of the categories on this card?

Check Instructions:

Type: Hard

Skip Instructions: <C, G> [go to SECGQ]

Fills: GQNAME_Fill

Instructions: Group Quarters name.

HARD_CF_DESC2

Check

BGQtype2.HARD_CF_DESC2

Description: GQ Type 2 is Federal Detention Center

Inherited Universe:

Universe: GQMAIN2 = 2 AND CORRECTIONAL_DD = 1 AND CF_DESC = 6

Universe Description:

Text: You have attempted to collect GQ information for Federal Prison outside of the data collection period for Federal Prisons. Please read the script below to the respondent and continue with the interview.

Federal facilities are out of scope at this time of data collection. Is this GQ another of the categories on this card?

Check Instructions:

Type: Hard

Skip Instructions: <C, G> [go to SECGQ]

Fills: GQNAME_Fill

Instructions: Group Quarters name.

Field

GROUPHOME_DD
BGQtype2.GROUPHOME_DD

Description: Group Home drill-down

Form Pane Label:

SAS Name: GROUPHOME_DD

Tag Name: GROUPHOME_DD

Inherited Universe:

Universe: GQMAIN2 = 3

Universe Description:

Question Text: ♦ [Select category based on GQ contact's response.](#)

Type: Enumerated

Length: 1

Answer List: TGROUHPHOME_DD

Value:	Mnemonic:	Description:
1		Adult Group Home
2		Juvenile Group Home

- Don't Know
- Refuse
- Empty

- On Input
- On Output

Array:

Special Instructions: <1> set GQTypeCode2 = 801 AND set GQTypeDesc2 = GROUP HOMES INTENDED FOR ADULTS (NON-CORRECTIONAL)
<2> set GQTypeCode2 = 201 AND set GQTypeDesc2 = GROUP HOME FOR JUVENILES (NON-CORRECTIONAL)

Skip Instructions: <1, 2> [go to MAXCAP2]

HEALTH_DD

BGQtype2.HEALTH_DD

Field

Description: Health Facility drill-down

Form Pane Label:

SAS Name: HEALTH_DD

Tag Name: HEALTH_DD

Inherited Universe:

Universe: GQMAIN2 = 4

Universe Description:

Question Text: ♦ [Select category based on GQ contact's response.](#)

Type: Enumerated

Length: 1

Answer List: THEALTH_DD

Value:	Mnemonic:	Description:
1		Adult Residential Treatment Center (non-correctional)
2		Assisted Living, Independent Living or Continuing Care Facility
3		Nursing or Skilled Nursing Facility
4		In-Patient Hospice Facility
5		Hospital
6		Juvenile Residential Treatment Center (non-correctional)

- Don't Know
 Refuse
 Empty

- On Input
 On Output

Array:

Special Instructions: <1> set GQTypeCode2 = 802 AND set GQTypeDesc2 = RESIDENTIAL TREATMENT CENTER FOR ADULTS (NON-CORRECTIONAL)
<3> set GQTypeCode2 = 301 AND set GQTypeDesc2 = NURSING FACILITIES/SKILLED NURSING FACILITIES
<4> set GQTypeCode2 = 403 AND set GQTypeDesc2 = IN-PATIENT HOSPICE FACILITY

<6> set GQTypeCode2 = 202 AND set GQTypeDesc2 = RESIDENTIAL
TREATMENT CENTERS FOR JUVENILES (NON-CORRECTIONAL)

Skip Instructions: <1, 3, 4, 6> [go to MAXCAP2]
<2> [go to ALF]
<5> [go to HOSP_DESC]

ALF

Field

BGQtype2.ALF

Description: Assisted/Ind. Living**Form Pane Label:****SAS Name:** ALF**Tag Name:** ALF**Inherited Universe:****Universe:** HEALTH_DD = 2 AND GQMAIN2 = 4**Universe Description:****Question Text:** Does ^GQNAME2_Fill have a skilled nursing unit or a nursing unit?**Fills:** GQNAME2_Fill**Instructions:** SECGQNAME OR IF EMPTY THEN "this GQ"**Type:** Enumerated**Length:** 1**Answer List:** TYES_NO

Value:	Mnemonic:	Description:
1		Yes
2		No

- Don't Know
- Refuse
- Empty

- On Input
- On Output

Array: **Special Instructions:** <1> set GQTypeCode2 = 301 AND set GQTypeDesc2 = NURSING FACILITIES/SKILLED NURSING FACILITIES
<2> set GQTypeCode2 = 999 AND set GQTypeDesc2 = empty**Skip Instructions:** <1> [go to MAXCAP2]
<2> [got to PEOPLEATGQ]

Field

HOSP_DESC
BGQtype2.HOSP_DESC

Description: Facility Provides Treatment

Form Pane Label:

SAS Name: HOSP_DESC

Tag Name: HOSP_DESC

Inherited Universe:

Universe: HEALTH_DD = 5 AND GQMAIN2 = 4

Universe Description:

Question Text: Does ^GQNAME2_Fill provide treatment or care that includes:

✦ If more than one category applies, enter the one with the most patients.

Fills: GQNAME2_Fill

Instructions: SECGQNAME OR IF EMPTY THEN "this GQ"

Type: Enumerated

Length: 1

Answer List: THOSP_DESC

Value:	Mnemonic:	Description:
1		Mental/Psychiatric Hospital or Unit
2		Skilled Nursing Unit
3		Patients Who Have No Usual Home Elsewhere
4		None of the Above Apply to This Hospital

- Don't Know
- Refuse
- Empty

- On Input
- On Output

Array:

Special Instructions: <1> set GQTypeCode2 = 401 AND set GQTypeDesc2 = MENTAL (PSYCIATRIC)
HOSPITALS AND PSYCHIATRIC UNITS IN OTHER HOSPITALS
<2> set GQTypeCode2 = 301 AND set GQTypeDesc2 = NURSING

FACILITIES/SKILLED NURSING FACILITIES

<3> set GQTypeCode2 = 402 AND set GQTypeDesc2 = HOSPITALS WITH PATIENTS WHO HAVE NO USUAL HOME ELSEWHERE

<4> set GQTypeCode2 = 999 AND set GQTypeDesc2 = empty

Skip Instructions: <1, 2> [go to MAXCAP2]
<3> [go to UHE_COUNT]
<4> [go to PEOPLEATGQ]

Field

MILITARY_DD
BGQtype2.MILITARY_DD

Description: Military Facility drill-down

Form Pane Label:

SAS Name: MILITARY_DD

Tag Name: MILITARY_DD

Inherited Universe:

Universe: GQMAIN2 = 5

Universe Description:

Question Text: ♦ [Select category based on GQ contact's response.](#)

Type: Enumerated

Length: 1

Answer List: TMILITARY_DD

Value:	Mnemonic:	Description:
1		Barracks or Academy Residence Hall
2		Disciplinary Barracks or Jail
3		Ship
4		Military Treatment Facility with Assigned Patients

- Don't Know
- Refuse
- Empty

- On Input
- On Output

Array:

Special Instructions: <1> set GQTypeCode2 = 601 AND set GQTypeDesc2 = MILITARY QUARTERS
<2> set GQTypeCode2 = 106 AND set GQTypeDesc2 = MILITARY DISCIPLINARY BARRACKS AND JAIL
<3> set GQTypeCode2 = 602 AND set GQTypeDesc2 = MILITARY SHIP
<4> set GQTypeCode2 = 404 AND set GQTypeDesc2 = MILITARY TREATMENT FACILITIES WITH ASSIGNED PATIENTS

Skip Instructions: <1-4> [go to MAXCAP2]

OGLF_DD
BGQtype2.OGLF_DD

Field

Description: Other Facility Drill-down

Form Pane Label:

SAS Name: OGLF_DD

Tag Name: OGLF_DD

Inherited Universe:

Universe: GQMAIN2 = 6

Universe Description:

Question Text: ♦ [Select category based on GQ contact's response.](#)

Type: Enumerated

Length: 1

Answer List: TOGLF_DD

Value:	Mnemonic:	Description:
1		Commune, Recreational Vehicle Park, Campground, Marina, or Racetrack
2		Religious Facility
3		Hotel, Motel, Inn, Resort, Lodge, or Bed and Breakfast
4		Job Corps or Vocational Training Facility
5		Shelter
6		Worker's Group Living Facility

- Don't Know
- Refuse
- Empty

- On Input
- On Output

Array:

Special Instructions: <1> set GQTypeCode2 = 999 AND set GQTypeDesc2 = empty
<2> set GQTypeCode2 = 902 AND set GQTypeDesc2 = RELIGIOUS GROUP
QUARTERS (CONVENTS, MONASTERIES, ABBEYS)
<4, 6> set GQTypeCode2 = 901 AND set GQTypeDesc2 = WORKERS' GROUP
LIVING QUARTERS AND JOB CORPS CENTERS

Skip Instructions: <1> [go to PEOPLEATGQ]
<2, 4, 6> [go to MAXCAP2]
<3> [go to HOTEL_UHE]
<5> [go to DVS_DD]

HOTEL_UHE
BGQtype2.HOTEL_UHE

Field

Description: Shelter for homeless?

Form Pane Label:

SAS Name: HOTEL_UHE

Tag Name: HOTEL_UHE

Inherited Universe:

Universe: OGLF_DD = 3 AND GQMAIN2 = 6

Universe Description:

Question Text: Does ^GQNAME2_Fill or part of ^GQNAME2_Fill provide shelter for people experiencing homelessness?

Fills: GQNAME2_Fill

Instructions: SECGQNAME OR IF EMPTY THEN "this GQ"

Type: Enumerated

Length: 1

Answer List: TYES_NO

Value:	Mnemonic:	Description:
1		Yes
2		No

- Don't Know
- Refuse
- Empty

- On Input
- On Output

Array:

Special Instructions: <1> set GQTypeCode2 = 701 AND set GQTypeDesc2 = EMERGENCY AND TRANSITIONAL SHELTERS (WITH SLEEPING FACILITIES) FOR PEOPLE EXPERIENCING HOMELESSNESS

<2> set GQTypeCode2 = 999 AND set GQTypeDesc2 = empty

Skip Instructions: <1> [go to UHE_COUNT]

<2> [go to PEOPLEATGQ]

DVS_DD

Field

BGQtype2.DVS_DD

Description: Domestic Violence Shelter Screener Question

Form Pane Label:

SAS Name: DVS_DD

Tag Name: DVS_DD

Inherited Universe:

Universe: OGLF_DD = 5 AND GQMAIN2 = 6

Universe Description:

Question Text: Domestic Violence Shelters are always out of scope for the
^American_PuertoRico_Fill.

Is this facility a Domestic Violence Shelter?

Fills: American_PuertoRico_Fill

Instructions: If PRFLAG = 1, display "PUERTO RICO COMMUNITY SURVEY (PRCS)", else
display "AMERICAN COMMUNITY SURVEY (ACS)"

Type: Enumerated

Length: 1

Answer List: TYES_NO

Value:	Mnemonic:	Description:
1		Yes
2		No

- Don't Know
- Refuse
- Empty

- On Input
- On Output

Array:

Special Instructions: <1> set GQTypeCode2 = 703 AND set GQTypeDesc2 = DOMESTIC VIOLENCE
SHELTERS
<2> set GQTypeCode2 = 701 AND set GQTypeDesc2 = EMERGENCY AND

TRANSITIONAL SHELTERS (WITH SLEEPING FACILITIES) FOR PEOPLE
EXPERIENCING HOMELESSNESS

Skip Instructions: <1> [go to TerGQ]
<2> [go to MAXCAP2]

UHE_COUNT

Field

BGQtype2.UHE_COUNT

Description: UHE Capacity

Form Pane Label:

SAS Name: UHE_COUNT

Tag Name: UHE_COUNT

Inherited Universe:

Universe: (HOSP_DESC = 3 AND HEALTH_DD = 5 AND GQMAIN2 = 4) OR
(HOTEL_UHE = 1 AND OGLF_DD = 3 AND GQMAIN2 = 6)

Universe Description:

Question Text: HOSP_DESC = 3 AND HEALTH_DD = 5 AND GQMAIN2 = 4 THEN Fill #1
[What is the maximum number of people who have no usual home elsewhere
who can live or stay here?]

HOTEL_UHE = 1 AND OGLF_DD = 3 AND GQMAIN2 = 6 Fill #2
[What is the maximum number of people experiencing homelessness who can
live or stay in this building?]

Type: Integer

Length: 5

Min:

Max: 10000

Don't Know
 Refuse
 Empty

On Input
 On Output

Array:

Skip Instructions: <NOT EMPTY, D, R> [go to TERGQ]

Field

MAXCAP2
BGQtype2.MAXCAP2

Description: Maximum Capacity

Form Pane Label:

SAS Name: MAXCAP2

Tag Name: MAXCAP2

Inherited Universe:

Universe: (GQMAIN2 = 1 AND EDU_DD = 2) OR
(GQMAIN2 = 1 AND EDU_DD = 1 AND COLLEGE = 1) OR
(GQMAIN2 = 2 AND CORRECTIONAL_DD = 2) OR
(GQMAIN2 = 2 AND CORRECTIONAL_DD = 1 AND CF_DESC = '1-4') OR
(GQMAIN2 = 3 AND GROUPTHOME_DD = '1, 2') OR
(GQMAIN2 = 4 AND HEALTH_DD = '1, 3, 4, 6') OR
(GQMAIN2 = 4 AND HEALTH_DD = 2 AND ALF = 1) OR
(GQMAIN2 = 4 AND HEALTH_DD = 5 AND HOSP_DESC = '1, 2') OR
(GQMAIN2 = 5 AND MILITARY_DD = '1-4') OR
(GQMAIN2 = 6 AND OGLF_DD = '2, 4, 6') OR
(GQMAIN2 = 6 AND OGLF_DD = 5 AND DVS_DD = 2)

Universe Description:

Question Text: What is the maximum number of people who can live or stay at ^GQNAME2_Fill? Include only those people who are part of the ^GQTYPECODE2_Fill section of ^GQNAME2_Fill. Please ^STAFFINTS_Fill any staff living or staying at ^GQNAME2_Fill.

Fills: GQNAME2_Fill

Instructions: SECGQNAME OR IF EMPTY THEN "this GQ"

Fills: GQTYPECODE2_Fill

Instructions: IF GQTYPECODE2 = 101 THEN "Federal Detention Center"

IF GQTYPECODE2 = 102 THEN "Federal Prison"

IF GQTYPECODE2 = 103 THEN "State Prison"

IF GQTYPECODE2 = 104 THEN "Local Jail and Other Municipal Confinement Facility"

IF GQTYPECODE2 = 105 THEN "Correctional Residential Facility"

IF GQTYPECODE2 = 106 THEN "Military Disciplinary Barrack and Jail"

IF GQTYPECODE2 = 201 THEN "Group Home for Juveniles (non-correctional)"

IF GQTYPECODE2 = 202 THEN "Residential Treatment Center for Juveniles (non-correctional)"

IF GQTYPECODE2 = 203 THEN "Correctional Facility Intended for Juveniles"

IF GQTYPECODE2 = 301 THEN "Nursing Facility/Skilled-Nursing Facility"
IF GQTYPECODE2 = 401 THEN "Mental (Psychiatric) Hospital and Psychiatric Unit in Other Hospitals"
IF GQTYPECODE2 = 402 THEN "Hospital with Patients Who Have No Usual Home Elsewhere"
IF GQTYPECODE2 = 403 THEN "In-Patient Hospice Facility"
IF GQTYPECODE2 = 404 THEN "Military Treatment Facility with Assigned Patients"
IF GQTYPECODE2 = 405 THEN "Residential School for People with Disabilities"
IF GQTYPECODE2 = 501 THEN "College/University Student Housing"
IF GQTYPECODE2 = 601 THEN "Military Barrack"
IF GQTYPECODE2 = 602 THEN "Military Ship"
IF GQTYPECODE2 = 701 THEN "Emergency and Transitional Shelter (with Sleeping Facilities) for People Experiencing Homelessness"
IF GQTYPECODE2 = 801 THEN "Group Home Intended for Adults"
IF GQTYPECODE2 = 802 THEN "Residential Treatment Center for Adults"
IF GQTYPECODE2 = 901 THEN "Workers' Group Living Quarters and Job Corps Center"
IF GQTYPECODE2 = 902 THEN "Religious Group Quarters"

Fills: STAFFINTS_Fill

Instructions: IF GQTYPECODE1 = 101, 102, 103, 104, 105, 106, 201, 202, 203, 301, 401, 403,404, or 405 THEN " DO NOT include"

IF GQTYPECODE1 = 501, 601, 602, 701, 702, 703, 801, 802, 900, 901, 902 THEN = "include"

Type: Integer

Length: 5

Min:

Max: 15000

Don't Know

Refuse

Empty

On Input

On Output

Array:

Skip Instructions: <NOT EMPTY, D, R> [go to TERGQ]

MAXCAP2 >= <10,000> [display MAXCAP2_SOFTCHK]

GQTYPECODE1 = GQTYPECODE2 [go to HARDMAXCAP2]

Check

HARD_MAXCAP2
BGQtype2.HARD_MAXCAP2

Description: GQ Type for GQ2 must be different than GQ1

Inherited Universe:

Universe: GQTypeCode2 = GQTypeCode1

Universe Description:

Text: The Second GQ Type Code ^GQTYPECODE2_Fill must be different from the primary GQ type code ^GQTYPECODE1_Fill. Please correct.

Check Instructions:

Type: Hard

Skip Instructions: <C, G> [go to MAXCAP2]

Fills: GQTYPECODE2_Fill

Instructions: IF GQTYPECODE2 = 101 THEN "Federal Detention Center"
IF GQTYPECODE2 = 102 THEN "Federal Prison"
IF GQTYPECODE2 = 103 THEN "State Prison"
IF GQTYPECODE2 = 104 THEN "Local Jail and Other Municipal Confinement Facility"
IF GQTYPECODE2 = 105 THEN "Correctional Residential Facility"
IF GQTYPECODE2 = 106 THEN "Military Disciplinary Barrack and Jail"
IF GQTYPECODE2 = 201 THEN "Group Home for Juveniles (non-correctional)"
IF GQTYPECODE2 = 202 THEN "Residential Treatment Center for Juveniles (non-correctional)"
IF GQTYPECODE2 = 203 THEN "Correctional Facility Intended for Juveniles"
IF GQTYPECODE2 = 301 THEN "Nursing Facility/Skilled-Nursing Facility"
IF GQTYPECODE2 = 401 THEN "Mental (Psychiatric) Hospital and Psychiatric Unit in Other Hospitals"
IF GQTYPECODE2 = 402 THEN "Hospital with Patients Who Have No Usual Home Elsewhere"
IF GQTYPECODE2 = 403 THEN "In-Patient Hospice Facility"
IF GQTYPECODE2 = 404 THEN "Military Treatment Facility with Assigned Patients"
IF GQTYPECODE2 = 405 THEN "Residential School for People with Disabilities"
IF GQTYPECODE2 = 501 THEN "College/University Student Housing"
IF GQTYPECODE2 = 601 THEN "Military Barrack"
IF GQTYPECODE2 = 602 THEN "Military Ship"
IF GQTYPECODE2 = 701 THEN "Emergency and Transitional Shelter (with Sleeping Facilities) for People Experiencing Homelessness"

IF GQTYPECODE2 = 801 THEN "Group Home Intended for Adults"
IF GQTYPECODE2 = 802 THEN "Residential Treatment Center for Adults"
IF GQTYPECODE2 = 901 THEN "Workers' Group Living Quarters and Job Corps Center"
IF GQTYPECODE2 = 902 THEN "Religious Group Quarters"

Fills: GQTYPECODE1_Fill

Instructions: IF GQTYPECODE1 = 101 THEN "Federal Detention Center"
IF GQTYPECODE1 = 102 THEN "Federal Prison"
IF GQTYPECODE1 = 103 THEN "State Prison"
IF GQTYPECODE1 = 104 THEN "Local Jail and Other Municipal Confinement Facility"
IF GQTYPECODE1 = 105 THEN "Correctional Residential Facility"
IF GQTYPECODE1 = 106 THEN "Military Disciplinary Barrack and Jail"
IF GQTYPECODE1 = 201 THEN "Group Home for Juveniles (non-correctional)"
IF GQTYPECODE1 = 202 THEN "Residential Treatment Center for Juveniles (non-correctional)"
IF GQTYPECODE1 = 203 THEN "Correctional Facility Intended for Juveniles"
IF GQTYPECODE1 = 301 THEN "Nursing Facility/Skilled-Nursing Facility"
IF GQTYPECODE1 = 401 THEN "Mental (Psychiatric) Hospital and Psychiatric Unit in Other Hospitals"
IF GQTYPECODE1 = 402 THEN "Hospital with Patients Who Have No Usual Home Elsewhere"
IF GQTYPECODE1 = 403 THEN "In-Patient Hospice Facility"
IF GQTYPECODE1 = 404 THEN "Military Treatment Facility with Assigned Patients"
IF GQTYPECODE1 = 405 THEN "Residential School for People with Disabilities"
IF GQTYPECODE1 = 501 THEN "College/University Student Housing"
IF GQTYPECODE1 = 601 THEN "Military Barrack"
IF GQTYPECODE1 = 602 THEN "Military Ship"
IF GQTYPECODE1 = 701 THEN "Emergency and Transitional Shelter (with Sleeping Facilities) for People Experiencing Homelessness"
IF GQTYPECODE1 = 801 THEN "Group Home Intended for Adults"
IF GQTYPECODE1 = 802 THEN "Residential Treatment Center for Adults"
IF GQTYPECODE1 = 901 THEN "Workers' Group Living Quarters and Job Corps Center"
IF GQTYPECODE1 = 902 THEN "Religious Group Quarters"

Check

MAXCAP2_SOFTCHK
BGQtype2.MAXCAP2_SOFTCHK

Description: Unusually large population

Inherited Universe:

Universe: MAXCAP2 >=10,000

Universe Description:

Text: This is an unusually large amount; are you sure?

Check Instructions:

Type: Soft

Skip Instructions: <C, G> [go to MAXCAP2]
<S> [go to TerGQ]

BGQtype3

BGQtype3

Block

Description:

Tab Name:

Fly Over Name:

Universe Type: lf

Inherited Universe:

Universe:

Universe Description:

Array:

Block Instructions:

Field

TerGQ
BGQtype3.TerGQ

Description: Third Group Type

Form Pane Label:

SAS Name: TerGQ

Tag Name: TerGQ

Inherited Universe:

Universe: (MAXCAP2 = 'NOT EMPTY, D, R') OR
(GQMAIN2 = 4 AND HEALTH_DD = 5 AND HOSP_DESC = 3 AND UHE_COUNT =
'NOT EMPTY, D, R') OR
(GQMAIN2 = 6 AND OGLF_DD = 3 AND HOTEL_UHE = 1 AND UHE_COUNT =
'NOT EMPTY, D, R') OR
(GQMAIN2 = 6 AND OGLF_DD = 5 AND DVS_DD = 1)

Universe Description:

Help Screen: F_GQMAIN

Question Text: 
^TerGQ_Fill

Fills: TerGQ_Fill

Instructions: IF INITSCREEN = <3, 4> then display
This is the same list of places where people live, could live or stay and/or
receive services. Is ^GQNAME_Fill also one of the categories on the card?

Give the contact person some time to read all the categories and provide you
with a selection.

IF INITSCREEN = <2, 6> then display
This is the same list of places where people live, could live or stay and/or
receive services. Is ^GQNAME_Fill also one of the categories?

Read the categories on the card. Give the contact person some time to hear all the
categories and provide you with a selection.

Fills: GQNAME_Fill

Instructions: Group Quarters name.

Type: Enumerated

Length: 1

Answer List: TYES_NO

Value:	Mnemonic:	Description:
1		Yes
2		No

- Don't Know
- Refuse
- Empty

- On Input
- On Output

Array:

Skip Instructions: <1> [go to TERGQNAME]
<2> AND STAY_NOW = <1> [go to PEOPLEATGQ]
<2> AND STAY_NOW = <2, R> [go to RI_BCT]

Field

TERGQNAME
BGQtype3.TERGQNAME

Description: Updated GQ Name

Form Pane Label:

SAS Name: TERGQNAME

Tag Name: TERGQNAME

Inherited Universe:

Universe: TerGQ = 1

Universe Description:

Question Text: What is the name of this place?

✦ Enter the name that accurately describes only the part of the GQ that the contact identified on the information card.

PRIMARY GQ NAME: ^GQNAME_Fill

PRIMARY GQ TYPE: ^GQTYPECODE1_Fill

SECOND GQ NAME: ^GQNAME2_Fill

SECOND GQ TYPE: ^GQTYPECODE2_Fill

THIRD GQ NAME: ^GQNAME3_Fill

THIRD GQTYPE: ^GQTYPECODE3_Fill

Fills: GQNAME_Fill

Instructions: Group Quarters name.

Fills: GQNAME2_Fill

Instructions: SECGQNAME OR IF EMPTY THEN "this GQ"

Fills: GQNAME3_Fill

Instructions: Group Quarters name.

Fills: GQTYPECODE1_Fill

Instructions: IF GQTYPECODE1 = 101 THEN "Federal Detention Center"

IF GQTYPECODE1 = 102 THEN "Federal Prison"

IF GQTYPECODE1 = 103 THEN "State Prison"

IF GQTYPECODE1 = 104 THEN "Local Jail and Other Municipal Confinement Facility"

IF GQTYPECODE1 = 105 THEN "Correctional Residential Facility"

IF GQTYPECODE1 = 106 THEN "Military Disciplinary Barrack and Jail"
IF GQTYPECODE1 = 201 THEN "Group Home for Juveniles (non-correctional)"
IF GQTYPECODE1 = 202 THEN "Residential Treatment Center for Juveniles (non-correctional)"
IF GQTYPECODE1 = 203 THEN "Correctional Facility Intended for Juveniles"
IF GQTYPECODE1 = 301 THEN "Nursing Facility/Skilled-Nursing Facility"
IF GQTYPECODE1 = 401 THEN "Mental (Psychiatric) Hospital and Psychiatric Unit in Other Hospitals"
IF GQTYPECODE1 = 402 THEN "Hospital with Patients Who Have No Usual Home Elsewhere"
IF GQTYPECODE1 = 403 THEN "In-Patient Hospice Facility"
IF GQTYPECODE1 = 404 THEN "Military Treatment Facility with Assigned Patients"
IF GQTYPECODE1 = 405 THEN "Residential School for People with Disabilities"
IF GQTYPECODE1 = 501 THEN "College/University Student Housing"
IF GQTYPECODE1 = 601 THEN "Military Barrack"
IF GQTYPECODE1 = 602 THEN "Military Ship"
IF GQTYPECODE1 = 701 THEN "Emergency and Transitional Shelter (with Sleeping Facilities) for People Experiencing Homelessness"
IF GQTYPECODE1 = 801 THEN "Group Home Intended for Adults"
IF GQTYPECODE1 = 802 THEN "Residential Treatment Center for Adults"
IF GQTYPECODE1 = 901 THEN "Workers' Group Living Quarters and Job Corps Center"
IF GQTYPECODE1 = 902 THEN "Religious Group Quarters"

Fills: GQTYPECODE2_Fill

Instructions: IF GQTYPECODE2 = 101 THEN "Federal Detention Center"
IF GQTYPECODE2 = 102 THEN "Federal Prison"
IF GQTYPECODE2 = 103 THEN "State Prison"
IF GQTYPECODE2 = 104 THEN "Local Jail and Other Municipal Confinement Facility"
IF GQTYPECODE2 = 105 THEN "Correctional Residential Facility"
IF GQTYPECODE2 = 106 THEN "Military Disciplinary Barrack and Jail"
IF GQTYPECODE2 = 201 THEN "Group Home for Juveniles (non-correctional)"
IF GQTYPECODE2 = 202 THEN "Residential Treatment Center for Juveniles (non-correctional)"
IF GQTYPECODE2 = 203 THEN "Correctional Facility Intended for Juveniles"
IF GQTYPECODE2 = 301 THEN "Nursing Facility/Skilled-Nursing Facility"
IF GQTYPECODE2 = 401 THEN "Mental (Psychiatric) Hospital and Psychiatric Unit in Other Hospitals"
IF GQTYPECODE2 = 402 THEN "Hospital with Patients Who Have No Usual Home Elsewhere"
IF GQTYPECODE2 = 403 THEN "In-Patient Hospice Facility"
IF GQTYPECODE2 = 404 THEN "Military Treatment Facility with Assigned Patients"
IF GQTYPECODE2 = 405 THEN "Residential School for People with Disabilities"
IF GQTYPECODE2 = 501 THEN "College/University Student Housing"

IF GQTYPECODE2 = 601 THEN "Military Barrack"
IF GQTYPECODE2 = 602 THEN "Military Ship"
IF GQTYPECODE2 = 701 THEN "Emergency and Transitional Shelter (with
Sleeping Facilities) for People Experiencing Homelessness"
IF GQTYPECODE2 = 801 THEN "Group Home Intended for Adults"
IF GQTYPECODE2 = 802 THEN "Residential Treatment Center for Adults"
IF GQTYPECODE2 = 901 THEN "Workers' Group Living Quarters and Job Corps
Center"
IF GQTYPECODE2 = 902 THEN "Religious Group Quarters"

Fills: GQTYPECODE3_Fill

Instructions: IF GQTYPECODE3 = 101 THEN "Federal Detention Center"
IF GQTYPECODE3 = 102 THEN "Federal Prison"
IF GQTYPECODE3 = 103 THEN "State Prison"
IF GQTYPECODE3 = 104 THEN "Local Jail and Other Municipal Confinement
Facility"
IF GQTYPECODE3 = 105 THEN "Correctional Residential Facility"
IF GQTYPECODE3 = 106 THEN "Military Disciplinary Barrack and Jail"
IF GQTYPECODE3 = 201 THEN "Group Home for Juveniles (non-correctional)"
IF GQTYPECODE3 = 202 THEN "Residential Treatment Center for Juveniles
(non-correctional)"
IF GQTYPECODE3 = 203 THEN "Correctional Facility Intended for Juveniles"
IF GQTYPECODE3 = 301 THEN "Nursing Facility/Skilled-Nursing Facility"
IF GQTYPECODE3 = 401 THEN "Mental (Psychiatric) Hospital and Psychiatric
Unit in Other Hospitals"
IF GQTYPECODE3 = 402 THEN "Hospital with Patients Who Have No Usual
Home Elsewhere"
IF GQTYPECODE3 = 403 THEN "In-Patient Hospice Facility"
IF GQTYPECODE3 = 404 THEN "Military Treatment Facility with Assigned
Patients"
IF GQTYPECODE3 = 405 THEN "Residential School for People with Disabilities"
IF GQTYPECODE3 = 501 THEN "College/University Student Housing"
IF GQTYPECODE3 = 601 THEN "Military Barrack"
IF GQTYPECODE3 = 602 THEN "Military Ship"
IF GQTYPECODE3 = 701 THEN "Emergency and Transitional Shelter (with
Sleeping Facilities) for People Experiencing Homelessness"
IF GQTYPECODE3 = 801 THEN "Group Home Intended for Adults"
IF GQTYPECODE3 = 802 THEN "Residential Treatment Center for Adults"
IF GQTYPECODE3 = 901 THEN "Workers' Group Living Quarters and Job Corps
Center"
IF GQTYPECODE3 = 902 THEN "Religious Group Quarters"

Type: String

Length: 100

Don't Know

Refuse
 Empty

On Input
 On Output

Store Instructions: Fill in the blank. Allow 100 characters.

Array:

Skip Instructions: <EMPTY, NOT EMPTY, D, R> [go to GQMAIN3]

Field

GQMAIN3
BGQtype3.GQMAIN3

Description: Third GQ Category

Form Pane Label:

SAS Name: GQMAIN3

Tag Name: GQMAIN3

Inherited Universe:

Universe: TERGQNAME = 'EMPTY, NOT EMPTY, D, R'

Universe Description:

Help Screen: F_GQMAIN

Question Text: 

Special Place Name: ^SPNAME_Fill

Group Quarters name: ^GQNAME_Fill

^GQMAIN3_Fill

Fills: SPNAME_Fill

Instructions: Special place name of the Group Quarters.

Fills: GQNAME_Fill

Instructions: Group Quarters name.

Fills: GQMAIN3_Fill

Instructions: IF INITSCREEN = <3, 4> then display

Please tell me which is the category that best describes ^GQNAME3_Fill.

- This type code must be different from the first type code.
- The third GQ name must accurately describe only the GQ that reflects the third type code.

IF INITSCREEN = <2, 6> then display

Please tell me which is the category that best describes ^GQNAME3_Fill.

Read the categories below. Give the contact person time to hear all the categories and provide you with a selection.

This type code must be different from the first type code.

The third GQ name must accurately describe only the GQ that reflects the third type code.

Fills: GQNAME3_Fill

Instructions: Group Quarters name.

Type: Enumerated

Length: 1

Answer List: TGQMAIN2.1

Value:	Mnemonic:	Description:
1		Educational Facility
2		Correctional Facility
3		Group Home
4		Health Care Treatment Facility
5		Military
6		Other Group Living Facilities

- Don't Know
- Refuse
- Empty

- On Input
- On Output

Array:

Special Instructions: IF INITSCREEN = <3, 4> then display Flashcard
IF INITSCREEN = <2, 6> then do not display Flashcard

Skip Instructions: <1> [go to EDU_DD]
<2> [go to CORRECTIONAL_DD]
<3> [go to GROUPHOME_DD]
<4> [go to HEALTH_DD]
<5> [go to MILITARY_DD]
<6> [go to OGLF_DD]

Field

EDU_DD
BGQtype3.EDU_DD

Description: Education drill-down

Form Pane Label:

SAS Name: EDU_DD

Tag Name: EDU_DD

Inherited Universe:

Universe: GQMAIN3 = 1

Universe Description:

Question Text: ♦ [Select category based on GQ contact's response.](#)

Type: Enumerated

Length: 1

Answer List: TEDU_DD

Value:	Mnemonic:	Description:
1		College/University Student Housing
2		Residential School for People with Disabilities

- Don't Know
- Refuse
- Empty

- On Input
- On Output

Array:

Special Instructions: <1> set GQTypeCode3 = 501 AND set GQTypeDesc3 = COLLEGE/UNIVERSITY STUDENT HOUSING
<2> set GQTypeCode3 = 405 AND set GQTypeDesc3 = RESIDENTIAL SCHOOLS FOR PEOPLE WITH DISABILITIES

Skip Instructions: <1> [go to COLLEGE]
<2> [go to MAXCAP3]

College

Field

BGQtype3.College

Description: College/University Student Housing

Form Pane Label:

SAS Name: College

Tag Name: College

Inherited Universe:

Universe: EDU_DD = 1 AND GQMAIN3 = 1

Universe Description:

Question Text: Is ^GQNAME_Fill used primarily to provide housing for college students?

Fills: GQNAME_Fill

Instructions: Group Quarters name.

Type: Enumerated

Length: 1

Answer List: TYES_NO

Value:	Mnemonic:	Description:
1		Yes
2		No

- Don't Know
- Refuse
- Empty

- On Input
- On Output

Array:

Special Instructions: <2> set GQTypeCode3 = 999 AND SET GQTypeDesc3 = empty

Skip Instructions: <1> [go to MAXCAP3]
<2> [go to PEOPLEATGQ]

Field

CORRECTIONAL_DD
BGQtype3.CORRECTIONAL_DD

Description: Correctional drill-down

Form Pane Label:

SAS Name: CORRECTIONAL_DD

Tag Name: CORRECTIONAL_DD

Inherited Universe:

Universe: GQMAIN3 = 2

Universe Description:

Question Text: ♦ [Select category based on GQ contact's response.](#)

Type: Enumerated

Length: 1

Answer List: TCORRECTIONAL_DD

Value:	Mnemonic:	Description:
1		Adult Correctional Residential Facility
2		Juvenile Correctional Facility

- Don't Know
- Refuse
- Empty

- On Input
- On Output

Array:

Special Instructions: <2> set GQTypeCode3 = 203 AND set GQTypeDesc3 = CORRECTIONAL FACILITIES INTENDED FOR JUVENILES

Skip Instructions: <1> [go to CF_DESC]
<2> [go to MAXCAP3]

CF_DESC
BGQtype3.CF_DESC

Field

Description: Correctional Facility Type

Form Pane Label:

SAS Name: CF_DESC

Tag Name: CF_DESC

Inherited Universe:

Universe: CORRECTIONAL_DD = 1 AND GQMAIN3 = 2

Universe Description:

Question Text: Which of the following categories describes ^GQNAME3_Fill?

✦ If more than one category applies, mark the one with the most prisoners.

Fills: GQNAME3_Fill

Instructions: Group Quarters name.

Type: Enumerated

Length: 1

Answer List: TCF_DESC

Value:	Mnemonic:	Description:
1		State Prison/Private Operated Facility housing mainly state prisoners
2		Local or County Jail/Private Operated Facility housing mainly local or county prisoners
3		Adult Residential Correctional Facility
4		Privately Operated Facility housing mainly federal prisoners
5		Federal Prison
6		Federal Detention Center

- Don't Know
- Refuse
- Empty

- On Input
- On Output

Array:

Special Instructions: <1> set GQTypeCode3 = 103 AND set GQTypeDesc3 = STATE PRISON
<2> set GQTypeCode3 = 104 AND set GQTypeDesc3 = LOCAL JAIL & OTHER MUNICIPAL CONFINEMENT FACILITIES
<3> set GQTypeCode3 = 105 AND set GQTypeDesc3 = CORRECTIONAL RESIDENTIAL FACILITY
<4> set GQTypeCode3 = 102 AND set GQTypeDesc3 = FEDERAL PRISON
<5> set GQTypeCode3 = 102 AND set GQTypeDesc3 = FEDERAL PRISON
<6> set GQTypeCode3 = 101 AND set GQTypeDesc3 = FEDERAL DETENTION CENTER

Skip Instructions: <1-4> [go to MAXCAP3]
<5> [go to CF_DESC_SOFTCHK]
<6> [go to CF_DESC_SOFTCHK2]

HARD_CF_DESC

Check

BGQtype3.HARD_CF_DESC

Description: GQ Type 3 is Federal Prison

Inherited Universe:

Universe: GQMAIN3 = 2 AND CORRECTIONAL_DD = 1 AND CF_DESC = 5

Universe Description:

Text: You have attempted to collect GQ information for Federal Prison outside of the data collection period for Federal Prisons. Please read the script below to the respondent and continue with the interview.

Federal facilities are out of scope at this time of data collection. Is this GQ another one of the categories on this card?

Check Instructions: Suppress is off line

Type: Hard

Skip Instructions: <C, G> [go to CF_DESC]

Fills: GQNAME_Fill

Instructions: Group Quarters name.

Check

HARD_CF_DESC2
BGQtype3.HARD_CF_DESC2

Description: GQ Type 3 is Federal Detention Center

Inherited Universe:

Universe: GQMAIN3 = 2 AND CORRECTIONAL_DD = 1 AND CF_DESC = 6

Universe Description:

Text: You have attempted to collect GQ information for Federal Prison outside of the data collection period for Federal Prisons. Please read the script below to the respondent and continue with the interview.

Federal facilities are out of scope at this time of data collection. Is this GQ another one of the categories on this card?

Check Instructions: Suppress is off line.

Type: Hard

Skip Instructions: <C, G> [go to CF_DESC]

Fills: GQNAME_Fill

Instructions: Group Quarters name.

GROUPHOME_DD

Field

BGQtype3.GROUPHOME_DD

Description: Group Home drill-down

Form Pane Label:

SAS Name: GROUPHOME_DD

Tag Name: GROUPHOME_DD

Inherited Universe:

Universe: GQMAIN3 = 3

Universe Description:

Question Text: ♦ [Select category based on GQ contact's response.](#)

Type: Enumerated

Length: 1

Answer List: TGROUHPHOME_DD

Value:	Mnemonic:	Description:
1		Adult Group Home
2		Juvenile Group Home

- Don't Know
- Refuse
- Empty

- On Input
- On Output

Array:

Special Instructions: <1> set GQTypeCode3 = 801 AND set GQTypeDesc3 = GROUP HOMES INTENDED FOR ADULTS (NON-CORRECTIONAL)

<2> set GQTypeCode3 = 201 AND set GQTypeDesc3 = GROUP HOME FOR JUVENILES (NON-CORRECTIONAL)

Skip Instructions: <1, 2> [go to MAXCAP3]

Field

HEALTH_DD
BGQtype3.HEALTH_DD

Description: Health Facility drill-down

Form Pane Label:

SAS Name: HEALTH_DD

Tag Name: HEALTH_DD

Inherited Universe:

Universe: GQMAIN3 = 4

Universe Description:

Question Text: ♦ [Select category based on GQ contact's response.](#)

Type: Enumerated

Length: 1

Answer List: THEALTH_DD

Value:	Mnemonic:	Description:
1		Adult Residential Treatment Center (non-correctional)
2		Assisted Living, Independent Living or Continuing Care Facility
3		Nursing or Skilled Nursing Facility
4		In-Patient Hospice Facility
5		Hospital
6		Juvenile Residential Treatment Center (non-correctional)

Don't Know

Refuse

Empty

On Input

On Output

Array:

Special Instructions: <1> set GQTypeCode3 = 802 AND set GQTypeDesc3 = RESIDENTIAL TREATMENT CENTER FOR ADULTS (NON-CORRECTIONAL)

<3> set GQTypeCode3 = 301 AND set GQTypeDesc3 = NURSING FACILITIES/SKILLED NURSING FACILITIES

<4> set GQTypeCode3 = 403 AND set GQTypeDesc3 = IN-PATIENT HOSPICE FACILITY

<6> set GQTypeCode3 = 202 AND set GQTypeDesc3 = RESIDENTIAL
TREATMENT CENTERS FOR JUVENILES (NON-CORRECTIONAL)

Skip Instructions: <1, 3, 4, 6> [go to MAXCAP3]
<2> [go to ALF]
<5> [go to HOSP_DESC]

Field

ALF
BGQtype3.ALF

Description: Assisted/Ind. Living

Form Pane Label:

SAS Name: ALF

Tag Name: ALF

Inherited Universe:

Universe: HEALTH_DD = 2 AND GQMAIN3 = 4

Universe Description:

Question Text: Does ^GQNAME3_Fill have a skilled nursing unit or a nursing unit?

Fills: GQNAME3_Fill

Instructions: Group Quarters name.

Type: Enumerated

Length: 1

Answer List: TYES_NO

Value:	Mnemonic:	Description:
1		Yes
2		No

- Don't Know
- Refuse
- Empty

- On Input
- On Output

Array:

Special Instructions: <1> set GQTypeCode3 = 301 AND set GQTypeDesc3 = NURSING FACILITIES/SKILLED NURSING FACILITIES
<2> set GQTypeCode3 = 999 AND set GQTypeDesc3 = empty

Skip Instructions: <1> [go to MAXCAP3]
<2> [go to PEOPLEATGQ]

HOSP_DESC

BGQtype3.HOSP_DESC

Field

Description: Facility Provides Treatment

Form Pane Label:

SAS Name: HOSP_DESC

Tag Name: HOSP_DESC

Inherited Universe:

Universe: HEALTH_DD = 5 AND GQMAIN3 = 4

Universe Description:

Question Text: Does ^GQNAME3_Fill provide treatment or care that includes:

✦ If more than one category applies, enter the one with the most patients.

Fills: GQNAME3_Fill

Instructions: Group Quarters name.

Type: Enumerated

Length: 1

Answer List: THOSP_DESC

Value:	Mnemonic:	Description:
1		Mental/Psychiatric Hospital or Unit
2		Skilled Nursing Unit
3		Patients Who Have No Usual Home Elsewhere
4		None of the Above Apply to This Hospital

- Don't Know
- Refuse
- Empty

- On Input
- On Output

Array:

Special Instructions: <1> set GQTypeCode3 = 401 AND set GQTypeDesc3 = MENTAL (PSYCIATRIC)
HOSPITALS AND PSYCHIATRIC UNITS IN OTHER HOSPITALS
<2> set GQTypeCode3 = 301 AND set GQTypeDesc3 = NURSING

FACILITIES/SKILLED NURSING FACILITIES

<3> set GQTypeCode3 = 402 AND set GQTypeDesc3 = HOSPITALS WITH PATIENTS WHO HAVE NO USUAL HOME ELSEWHERE

<4> set GQTypeCode3 = 999 AND set GQTypeDesc3 = empty

Skip Instructions: <1, 2> [go to MAXCAP3]
<3> [go to UHE_COUNT]
<4> [go to PEOPLEATGQ]

MILITARY_DD

BGQtype3.MILITARY_DD

Field

Description: Military Facility drill-down

Form Pane Label:

SAS Name: MILITARY_DD

Tag Name: MILITARY_DD

Inherited Universe:

Universe: GQMAIN3 = 5

Universe Description:

Question Text: ♦ [Select category based on GQ contact's response.](#)

Type: Enumerated

Length: 1

Answer List: TMILITARY_DD

Value:	Mnemonic:	Description:
1		Barracks or Academy Residence Hall
2		Disciplinary Barracks or Jail
3		Ship
4		Military Treatment Facility with Assigned Patients

- Don't Know
- Refuse
- Empty

- On Input
- On Output

Array:

Special Instructions: <1> set GQTypeCode3 = 601 AND set GQTypeDesc3 = MILITARY QUARTERS
<2> set GQTypeCode3 = 106 AND set GQTypeDesc3 = MILITARY DISCIPLINARY BARRACKS AND JAIL
<3> set GQTypeCode3 = 602 AND set GQTypeDesc3 = MILITARY SHIP
<4> set GQTypeCode3 = 404 AND set GQTypeDesc3 = MILITARY TREATMENT FACILITIES WITH ASSIGNED PATIENTS

Skip Instructions: <1-4> [go to MAXCAP3]

Field

OGLF_DD
BGQtype3.OGLF_DD

Description: Other Facility Drill-down

Form Pane Label:

SAS Name: OGLF_DD

Tag Name: OGLF_DD

Inherited Universe:

Universe: GQMAIN3 = 6

Universe Description:

Question Text: ♦ [Select category based on GQ contact's response.](#)

Type: Enumerated

Length: 1

Answer List: TOGLF_DD

Value:	Mnemonic:	Description:
1		Commune, Recreational Vehicle Park, Campground, Marina, or Racetrack
2		Religious Facility
3		Hotel, Motel, Inn, Resort, Lodge, or Bed and Breakfast
4		Job Corps or Vocational Training Facility
5		Shelter
6		Worker's Group Living Facility

Don't Know

Refuse

Empty

On Input

On Output

Array:

Special Instructions: <1> set GQTypeCode3 = 999 AND set GQTypeDesc3 = empty

<2> set GQTypeCode3 = 902 AND set GQTypeDesc3 = RELIGIOUS GROUP
QUARTERS (CONVENTS, MONASTERIES, ABBEYS)

<4, 6> set GQTypeCode3 = 901 AND set GQTypeDesc3 = WORKERS' GROUP
LIVING QUARTERS AND JOB CORPS CENTERS

Skip Instructions: <1> [go to PEOPLEATGQ]
<2,4, 6> [go to MAXCAP3]
<3> [go to HOTEL_UHE]
<5> [go to DVS_DD]

Field

HOTEL_UHE
BGQtype3.HOTEL_UHE

Description: Shelter for homeless

Form Pane Label:

SAS Name: HOTEL_UHE

Tag Name: HOTEL_UHE

Inherited Universe:

Universe: OGLF_DD = 3 AND GQMAIN3 = 6

Universe Description:

Question Text: Does ^GQNAME3_Fill or part of ^GQNAME3_Fill provide shelter for people experiencing homelessness?

Fills: GQNAME3_Fill

Instructions: Group Quarters name.

Type: Enumerated

Length: 1

Answer List: TYES_NO

Value:	Mnemonic:	Description:
1		Yes
2		No

- Don't Know
- Refuse
- Empty

- On Input
- On Output

Array:

Special Instructions: <1> set GQTypeCode3 = 701 AND set GQTypeDesc3 = EMERGENCY AND TRANSITIONAL SHELTERS (WITH SLEEPING FACILITIES) FOR PEOPLE EXPERIENCING HOMELESSNESS
<2> set GQTypeCode3 = 999 AND set GQTypeDesc3 = empty

Skip Instructions: <1> [go to UHE_COUNT]

<2> [go to PEOPLEATGQ]

Field

DVS_DD
BGQtype3.DVS_DD

Description: Domestic Violence Shelter Screener Question

Form Pane Label:

SAS Name: DVS_DD

Tag Name: DVS_DD

Inherited Universe:

Universe: OGLF_DD = 5 AND GQMAIN3 = 6

Universe Description:

Question Text: Domestic Violence Shelters are always out of scope for the
^American_PuertoRico_Fill.

Is this facility a Domestic Violence Shelter?

Fills: American_PuertoRico_Fill

Instructions: If PRFLAG = 1, display "PUERTO RICO COMMUNITY SURVEY (PRCS)", else
display "AMERICAN COMMUNITY SURVEY (ACS)"

Type: Enumerated

Length: 1

Answer List: TYES_NO

Value:	Mnemonic:	Description:
1		Yes
2		No

- Don't Know
- Refuse
- Empty

- On Input
- On Output

Array:

Special Instructions: <1> set GQTypeCode3 = 703 AND set GQTypeDesc3 = DOMESTIC VIOLENCE
SHELTERS
<2> set GQTypeCode3 = 701 AND set GQTypeDesc3 = EMERGENCY AND

TRANSITIONAL SHELTERS (WITH SLEEPING FACILITIES) FOR PEOPLE
EXPERIENCING HOMELESSNESS

Skip Instructions: <1> [go to PEOPLEATGQ]
<2> [go to MAXCAP3]

Field

UHE_COUNT
BGQtype3.UHE_COUNT

Description: UHE Capacity

Form Pane Label:

SAS Name: UHE_COUNT

Tag Name: UHE_COUNT

Inherited Universe:

Universe: (HOSP_DESC = 3 AND HEALTH_DD = 5 AND GQMAIN3 = 4) OR
(HOTEL_UHE = 1 AND OGLF_DD = 3 AND GQMAIN3 = 6)

Universe Description:

Question Text: Fill #1 [What is the maximum number of people who have no usual home elsewhere who live or stay here?]

Fill #2 [What is the maximum number of people experiencing homelessness who can live or stay in this building?]

Type: Integer

Length: 5

Min:

Max: 10000

Don't Know

Refuse

Empty

On Input

On Output

Store Instructions: Fill Instructions:

HOSP_DESC = <1> display fill #1

OGLF_DD = <3> display fill #2

Array:

Skip Instructions: <NOT EMPTY, D, R> [go to PEOPLEATGQ]

MAXCAP3

BGQtype3.MAXCAP3

Field

Description: Maximum Capacity

Form Pane Label:

SAS Name: MAXCAP3

Tag Name: MAXCAP3

Inherited Universe:

Universe: (GQMAIN3 = 1 AND EDU_DD = 2) OR
(GQMAIN3 = 1 AND EDU_DD = 1 AND COLLEGE = 1) OR
(GQMAIN3 = 2 AND CORRECTIONAL_DD = 2) OR
(GQMAIN3 = 2 AND CORRECTIONAL_DD = 1 AND CF_DESC = '1-4') OR
(GQMAIN3 = 3 AND GROUPHOME_DD = '1, 2') OR
(GQMAIN3 = 4 AND HEALTH_DD = '1, 3, 4, 6') OR
(GQMAIN3 = 4 AND HEALTH_DD = 2 AND ALF = 1) OR
(GQMAIN3 = 4 AND HEALTH_DD = 5 AND HOSP_DESC = '1, 2') OR
(GQMAIN3 = 5 AND MILITARY_DD = '1-4') OR
(GQMAIN3 = 6 AND OGLF_DD = '2, 4, 6') OR
(GQMAIN3 = 6 AND OGLF_DD = 5 AND DVS_DD = 2)

Universe Description:

Question Text: What is the maximum number of people who can live or stay at ^GQNAME3_Fill? Include only those people who are part of the ^GQTYPECODE3_Fill section of ^GQNAME3_Fill. Please ^STAFFINTS_Fill include any staff living or staying at ^GQNAME3_Fill.

Fills: GQNAME3_Fill

Instructions: Group Quarters name.

Fills: GQTYPECODE3_Fill

Instructions: IF GQTYPECODE3 = 101 THEN "Federal Detention Center"
IF GQTYPECODE3 = 102 THEN "Federal Prison"
IF GQTYPECODE3 = 103 THEN "State Prison"
IF GQTYPECODE3 = 104 THEN "Local Jail and Other Municipal Confinement Facility"
IF GQTYPECODE3 = 105 THEN "Correctional Residential Facility"
IF GQTYPECODE3 = 106 THEN "Military Disciplinary Barrack and Jail"
IF GQTYPECODE3 = 201 THEN "Group Home for Juveniles (non-correctional)"
IF GQTYPECODE3 = 202 THEN "Residential Treatment Center for Juveniles (non-correctional)"
IF GQTYPECODE3 = 203 THEN "Correctional Facility Intended for Juveniles"

IF GQTYPECODE3 = 301 THEN "Nursing Facility/Skilled-Nursing Facility"
IF GQTYPECODE3 = 401 THEN "Mental (Psychiatric) Hospital and Psychiatric Unit in Other Hospitals"
IF GQTYPECODE3 = 402 THEN "Hospital with Patients Who Have No Usual Home Elsewhere"
IF GQTYPECODE3 = 403 THEN "In-Patient Hospice Facility"
IF GQTYPECODE3 = 404 THEN "Military Treatment Facility with Assigned Patients"
IF GQTYPECODE3 = 405 THEN "Residential School for People with Disabilities"
IF GQTYPECODE3 = 501 THEN "College/University Student Housing"
IF GQTYPECODE3 = 601 THEN "Military Barrack"
IF GQTYPECODE3 = 602 THEN "Military Ship"
IF GQTYPECODE3 = 701 THEN "Emergency and Transitional Shelter (with Sleeping Facilities) for People Experiencing Homelessness"
IF GQTYPECODE3 = 801 THEN "Group Home Intended for Adults"
IF GQTYPECODE3 = 802 THEN "Residential Treatment Center for Adults"
IF GQTYPECODE3 = 901 THEN "Workers' Group Living Quarters and Job Corps Center"
IF GQTYPECODE3 = 902 THEN "Religious Group Quarters"

Fills: STAFFINTS_Fill

Instructions: IF GQTYPECODE1 = 101, 102, 103, 104, 105, 106, 201, 202, 203, 301, 401, 403,404, or 405 THEN " DO NOT include"

IF GQTYPECODE1 = 501, 601, 602, 701, 702, 703, 801, 802, 900, 901, 902 THEN = "include"

Type: Integer

Length: 5

Min:

Max: 15000

Don't Know

Refuse

Empty

On Input

On Output

Array:

Special Instructions: Field Description

13 Identifying The GQ Type For Sampling

Special Instructions

You will need to use variable called C2K_TYPE to program this. C2K_TYPE can be found on RT8500 of the SCIF. This section will determine behind the scenes which

area of the GQ the FR should sample if the GQ has more than 1 type code.
Then create a variable SampleGQName.

This all happens behind the scenes.

SECGQ = <2> set SampleGQName = GQNAME

In English this means that if the contact says there is only one GQ type at this GQ we sample that one. Even if the GQ type is now different than type code collected in Census 2000 (C2K_TYPE), we continue on to sampling and use GQNAME.
Go to PEOPLEATGQ.

SECGQ = <1> OR TERGQ = <1> AND GQTYPE1, GQTYPE2, GQTYPE3 ne <C2KTYPE> then look at the maximum capacity variables and set the one with the greatest maximum capacity to SampleGQName.

SECGQ = <1> AND GQTYPE2 = <C2K_TYPE> set SampleGQName = GQNAME2
In English this means that if the second GQ type identified matches what we collected in Census 2000, then we use GQTYPE2 and GQNAME2. Go to PEOPLEATGQ.

TERGQ = <1> AND GQTYPE3 = <C2K_TYPE> set SampleGQName = GQNAME3
Else if 11.6 = 1 and GQTYPE3 ne <C2KTYPE> set SampleGQName = GQNAME2 if GQTYPE2 = C2K_TYPE. Go to PEOPLEATGQ.

4.Else if TERGQ = 1 and GQTYPE3 ne C2KTYPE, then set SampleGQName = GQNAME1 if GQTYPE1 = C2K_TYPE. Go to PEOPLEATGQ.

NOTE: C2K_TYPE variable will be populated from the GQ type code found in record type 2580. This is in place of changing C2K_TYPE in the spec.

Skip Instructions: <NOT EMPTY, D, R> [go to PEOPLEATGQ]
MAXCAP3 >= <10,000> [go to MAXCAP3_SOFTCHK]
<GQTYPECODE3 = (GQTYPECODE1 OR GQTYPECODE2)> [go to HARDMAXCAP3]

Check

HARD_MAXCAP3
BGQtype3.HARD_MAXCAP3

Description: GQ Type for GQ3 must be different than GQ1 and GQ2

Inherited Universe:

Universe: GQTypeCode3 = (GQTypeCode1 OR GQTypeCode2)

Universe Description:

Text: The Third GQ type code ^GQTYPECODE3_Fill must be different from the First GQ type code ^GQTYPECODE1_Fill and Second GQ Type Code ^GQTYPECODE2_Fill. Please correct.

Check Instructions: Suppress offline

Type: Hard

Skip Instructions: <C, G> [go to MAXCAP3]

Fills: GQTYPECODE3_Fill

Instructions: IF GQTYPECODE3 = 101 THEN "Federal Detention Center"
IF GQTYPECODE3 = 102 THEN "Federal Prison"
IF GQTYPECODE3 = 103 THEN "State Prison"
IF GQTYPECODE3 = 104 THEN "Local Jail and Other Municipal Confinement Facility"
IF GQTYPECODE3 = 105 THEN "Correctional Residential Facility"
IF GQTYPECODE3 = 106 THEN "Military Disciplinary Barrack and Jail"
IF GQTYPECODE3 = 201 THEN "Group Home for Juveniles (non-correctional)"
IF GQTYPECODE3 = 202 THEN "Residential Treatment Center for Juveniles (non-correctional)"
IF GQTYPECODE3 = 203 THEN "Correctional Facility Intended for Juveniles"
IF GQTYPECODE3 = 301 THEN "Nursing Facility/Skilled-Nursing Facility"
IF GQTYPECODE3 = 401 THEN "Mental (Psychiatric) Hospital and Psychiatric Unit in Other Hospitals"
IF GQTYPECODE3 = 402 THEN "Hospital with Patients Who Have No Usual Home Elsewhere"
IF GQTYPECODE3 = 403 THEN "In-Patient Hospice Facility"
IF GQTYPECODE3 = 404 THEN "Military Treatment Facility with Assigned Patients"
IF GQTYPECODE3 = 405 THEN "Residential School for People with Disabilities"
IF GQTYPECODE3 = 501 THEN "College/University Student Housing"
IF GQTYPECODE3 = 601 THEN "Military Barrack"
IF GQTYPECODE3 = 602 THEN "Military Ship"
IF GQTYPECODE3 = 701 THEN "Emergency and Transitional Shelter (with

Sleeping Facilities) for People Experiencing Homelessness"
IF GQTYPECODE3 = 801 THEN "Group Home Intended for Adults"
IF GQTYPECODE3 = 802 THEN "Residential Treatment Center for Adults"
IF GQTYPECODE3 = 901 THEN "Workers' Group Living Quarters and Job Corps Center"
IF GQTYPECODE3 = 902 THEN "Religious Group Quarters"

Fills: GQTYPECODE1_Fill

Instructions: **IF GQTYPECODE1 = 101 THEN "Federal Detention Center"**
IF GQTYPECODE1 = 102 THEN "Federal Prison"
IF GQTYPECODE1 = 103 THEN "State Prison"
IF GQTYPECODE1 = 104 THEN "Local Jail and Other Municipal Confinement Facility"
IF GQTYPECODE1 = 105 THEN "Correctional Residential Facility"
IF GQTYPECODE1 = 106 THEN "Military Disciplinary Barrack and Jail"
IF GQTYPECODE1 = 201 THEN "Group Home for Juveniles (non-correctional)"
IF GQTYPECODE1 = 202 THEN "Residential Treatment Center for Juveniles (non-correctional)"
IF GQTYPECODE1 = 203 THEN "Correctional Facility Intended for Juveniles"
IF GQTYPECODE1 = 301 THEN "Nursing Facility/Skilled-Nursing Facility"
IF GQTYPECODE1 = 401 THEN "Mental (Psychiatric) Hospital and Psychiatric Unit in Other Hospitals"
IF GQTYPECODE1 = 402 THEN "Hospital with Patients Who Have No Usual Home Elsewhere"
IF GQTYPECODE1 = 403 THEN "In-Patient Hospice Facility"
IF GQTYPECODE1 = 404 THEN "Military Treatment Facility with Assigned Patients"
IF GQTYPECODE1 = 405 THEN "Residential School for People with Disabilities"
IF GQTYPECODE1 = 501 THEN "College/University Student Housing"
IF GQTYPECODE1 = 601 THEN "Military Barrack"
IF GQTYPECODE1 = 602 THEN "Military Ship"
IF GQTYPECODE1 = 701 THEN "Emergency and Transitional Shelter (with Sleeping Facilities) for People Experiencing Homelessness"
IF GQTYPECODE1 = 801 THEN "Group Home Intended for Adults"
IF GQTYPECODE1 = 802 THEN "Residential Treatment Center for Adults"
IF GQTYPECODE1 = 901 THEN "Workers' Group Living Quarters and Job Corps Center"
IF GQTYPECODE1 = 902 THEN "Religious Group Quarters"

Fills: GQTYPECODE2_Fill

Instructions: **IF GQTYPECODE2 = 101 THEN "Federal Detention Center"**
IF GQTYPECODE2 = 102 THEN "Federal Prison"
IF GQTYPECODE2 = 103 THEN "State Prison"
IF GQTYPECODE2 = 104 THEN "Local Jail and Other Municipal Confinement Facility"
IF GQTYPECODE2 = 105 THEN "Correctional Residential Facility"
IF GQTYPECODE2 = 106 THEN "Military Disciplinary Barrack and Jail"

IF GQTYPECODE2 = 201 THEN "Group Home for Juveniles (non-correctional)"
IF GQTYPECODE2 = 202 THEN "Residential Treatment Center for Juveniles (non-correctional)"
IF GQTYPECODE2 = 203 THEN "Correctional Facility Intended for Juveniles"
IF GQTYPECODE2 = 301 THEN "Nursing Facility/Skilled-Nursing Facility"
IF GQTYPECODE2 = 401 THEN "Mental (Psychiatric) Hospital and Psychiatric Unit in Other Hospitals"
IF GQTYPECODE2 = 402 THEN "Hospital with Patients Who Have No Usual Home Elsewhere"
IF GQTYPECODE2 = 403 THEN "In-Patient Hospice Facility"
IF GQTYPECODE2 = 404 THEN "Military Treatment Facility with Assigned Patients"
IF GQTYPECODE2 = 405 THEN "Residential School for People with Disabilities"
IF GQTYPECODE2 = 501 THEN "College/University Student Housing"
IF GQTYPECODE2 = 601 THEN "Military Barrack"
IF GQTYPECODE2 = 602 THEN "Military Ship"
IF GQTYPECODE2 = 701 THEN "Emergency and Transitional Shelter (with Sleeping Facilities) for People Experiencing Homelessness"
IF GQTYPECODE2 = 801 THEN "Group Home Intended for Adults"
IF GQTYPECODE2 = 802 THEN "Residential Treatment Center for Adults"
IF GQTYPECODE2 = 901 THEN "Workers' Group Living Quarters and Job Corps Center"
IF GQTYPECODE2 = 902 THEN "Religious Group Quarters"

MAXCAP3_SOFTCHK
BGQtype3.MAXCAP3_SOFTCHK

Check

Description: Unusually large population

Inherited Universe:

Universe: MAXCAP3 >=10,000

Universe Description:

Text: This is an unusually large amount; are you sure?

Check Instructions:

Type: Soft

Skip Instructions: <C, G> [go to MAXCAP3]
<S> [go to PEOPLEATGQ]

Block

GQSample
GQSample

Description:

Tab Name:
Fly Over Name:
Universe Type: If

Inherited Universe:

Universe: (PEAS_FL = '0' AND (InitScreen 2, 3, 4, 6, 7))
OR
((WRONG_NUM <> ENTER) AND (CONDINTNOW <> No) AND
(GQType1.OUTOFSCOPE_TY <> Enter) and
(GQType1.CF_DESC <> FEDP) AND (GQType1.CF_DESC <> FEDD) AND
(GQType2.CF_DESC <> FEDP) AND (GQType2.CF_DESC <> FEDD) AND
(GQType3.CF_DESC <> FEDP) AND (GQType3.CF_DESC <> FEDD))

Universe Description:

Array:

Block Instructions:

PeopleAtGQ

GQSample.PeopleAtGQ

Field

Description: People living at GQ

Form Pane Label:

SAS Name: PEOPLEATGQ

Tag Name: PEOPLEATGQ

Inherited Universe:

Universe: (PEAS_FL = 1 AND STAY_NOW = 1 AND INITSCREEN = '2, 3, 4, 6' AND GQMAIN1 = '1, 2, 3, 4, 5, 6') OR
(PEAS_FL = 0 AND INITSCREEN = '3, 4, 6')

Universe Description:

Question Text: We need to take a sample of the ^Resident_ResidentStaff of ^GQNAME_Fill to determine who I should interview. To take the sample, I will now need a list of all occupied beds as of TODAY. The list needs to include sufficient information so that I can locate that person. For example: the resident's name, floor number, room number, bed designation and telephone number. Can you provide me with this type of list?

- ◆ ^Include_DontInclude any staff members living or staying at the GQ.
- ◆ Do not include Held Beds.

Fills: Resident_ResidentStaff

Instructions: if GQTYPECODE1 = 101, 102, 103, 104, 105, 106, 201, 202, 203, 301, 401, 402,403,404, or 405, display "residents", else display "residents and staff"

Fills: GQNAME_Fill

Instructions: Group Quarters name.

Fills: Include_DontInclude

Instructions: if GQTYPECODE1 = 101, 102, 103, 104, 105, 106, 201, 202, 203, 301, 401, 402,403,404, or 405, display "DO NOT include", else display "Be sure to include"

Type: Enumerated

Length: 1

Answer List: TYES_NO

Value:	Mnemonic:	Description:
--------	-----------	--------------

1	Yes
2	No

- Don't Know
- Refuse
- Empty

- On Input
- On Output

Array:

Skip Instructions: <1> AND INITSCREEN = <3, 4> [go to CURRENTPOP]
<1> AND INITSCREEN = <2, 6> [go to LISTINGMETHOD_Tele]
<2, R> [go to ALLBEDS]

ALLBEDS

Field

GQSample.ALLBEDS

Description: List of all beds availability

Form Pane Label:

SAS Name: ALLBEDS

Tag Name: ALLBEDS

Inherited Universe:

Universe: PEOPLEATGQ = '2, R'

Universe Description:

Question Text: Is there an up-to-date list of all beds at ^GQNAME_Fill?

◆ ^Include_DontInclude any staff members living or staying at the GQ.

Fills: GQNAME_Fill

Instructions: Group Quarters name.

Fills: Include_DontInclude

Instructions: if GQTYPECODE1 = 101, 102, 103, 104, 105, 106, 201, 202, 203, 301, 401, 402,403,404, or 405, display "DO NOT include", else display "Be sure to include"

Type: Enumerated

Length: 1

Answer List: TYES_NO

Value:	Mnemonic:	Description:
1		Yes
2		No

- Don't Know
- Refuse
- Empty

- On Input
- On Output

Store Instructions: Fill Instructions: if GQTYPECODE1 = 101, 102, 103, 104, 105, 106, 201, 202, 203, 301, 401, 402, 403,404, or 405 [fill BListingsheet_STAFF] = "DO NOT include"

if GQTYPECODE1 = 501, 601, 602, 701, 702, 703, 801, 802, 900, 901, 902 [fill
BListingsheet_STAFF]= "Be sure to include"

(Spanish)

Fill Instructions: if GQTYPECODE1 = 101, 102, 103, 104, 105, 106, 201, 202, 203,
301, 401, 402, 403,404, or 405 [fill BListingsheet_STAFFSP] = " NO incluya" if
GQTYPECODE1 = 501, 601, 602, 701, 702, 703, 801, 802, 900, 901, 902 [fill
BListingsheet_STAFFSP]= "AsegÃºrese de incluir"

Valid Values

1, 2, R

Array:

Skip Instructions: <1> [go to CURRENTPOP]
<2, R> [go to CREATE_OCCBEDS]

CREATE_OCCBEDS

GQSample.CREATE_OCCBEDS

Field

Description: List of occupied beds

Form Pane Label:

SAS Name: CREATE_OCCBEDS

Tag Name: CREATE_OCCBEDS

Inherited Universe:

Universe: ALLBEDS = '2, R'

Universe Description:

Question Text: Can you help me create a list of occupied beds?

- ◆ ^Include_DontInclude any staff members living of staying at the GQ.
- ◆ Do not include Held Beds.

Fills: Include_DontInclude

Instructions: if GQTYPECODE1 = 101, 102, 103, 104, 105, 106, 201, 202, 203, 301, 401, 402,403,404, or 405, display "DO NOT include", else display "Be sure to include"

Type: Enumerated

Length: 1

Answer List: TYES_NO

Value:	Mnemonic:	Description:
1		Yes
2		No

- Don't Know
- Refuse
- Empty

- On Input
- On Output

Store Instructions: Valid Values
1 ,2, R

Array:

Skip Instructions: <1> [go to CURRENTPOP]
<2, R> [go to CREATE_ALLBEDS]

CREATE_ALLBEDS

Field

GQSample.CREATE_ALLBEDS

Description: List of all beds

Form Pane Label:

SAS Name: CREATE_ALLBEDS

Tag Name: CREATE_ALLBEDS

Inherited Universe:

Universe: CREATE_OCCBEDS = '2, R'

Universe Description:

Question Text: Can you help me create a list of all beds?

◆ ^Include_DontInclude any staff members living of staying at the GQ.

Fills: Include_DontInclude

Instructions: if GQTYPECODE1 = 101, 102, 103, 104, 105, 106, 201, 202, 203, 301, 401, 402,403,404, or 405, display "DO NOT include", else display "Be sure to include"

Type: Enumerated

Length: 1

Answer List: TYES_NO

Value:	Mnemonic:	Description:
1		Yes
2		No

- Don't Know
 Refuse
 Empty

- On Input
 On Output

Store Instructions: Valid Values
1, 2, R

Array:

Skip Instructions: <1> [go to CURRENTPOP]
<2> [go to eList_NoRoster]
<R> [go to INTSTAT]

LISTINGMETHOD_TELE

GQSample.LISTINGMETHOD_TELE

Field

Description: Collecting Roster during Telephone Interview

Form Pane Label:

SAS Name: LISTINGMETHOD_TELE

Tag Name: LISTINGMETHOD_TELE

Inherited Universe:

Universe: PEOPLEATGQ = 1 AND INITSSCREEN = '2, 6'

Universe Description:

Question Text: Would you like to provide a roster of your residents to me at this time, or would you prefer to submit your roster through an online application?

- ◆ If the contact selects the eList option, confirm that you have entered the correct email address.
- ◆ Inform the contact that you will send them an email containing a link to the eList application and instructions on how to upload their roster.

Type: Enumerated

Length: 1

Answer List: TRosterCollectionMethod

Value:	Mnemonic:	Description:
1		Collect roster now
2		Collect roster online through eListing application

- Don't Know
- Refuse
- Empty

- On Input
- On Output

Array:

Skip Instructions: {1, 2} go to CURRENTPOP
{R} go to INTSTAT

Field

eList_NoRoster
GQSample.eList_NoRoster

Description: eListing if No Roster available

Form Pane Label:

SAS Name: LISTINGMETHOD

Tag Name: LISTINGMETHOD

Inherited Universe:

Universe: CREATE_ALLBEDS = 2

Universe Description:

Question Text: Would you be able to provide a roster through an online application?

- If the contact selects yes, confirm that you have entered the correct email address.
- Inform the contact that you will send them an email containing a link to the eList application and instructions on how to upload their roster.

Type: Enumerated

Length: 1

Answer List: TYES_NO

Value:	Mnemonic:	Description:
1		Yes
2		No

- Don't Know
- Refuse
- Empty

- On Input
- On Output

Array:

Skip Instructions: {1} go to CURRENTPOP
{2} go to HARD_NoRoster
{R} go to INTSTAT

HARD_NoRoster

Check

GQSample.HARD_NoRoster

Description: Can't create roster, contact RO

Inherited Universe:

Universe: eList_NoRoster = 2

Universe Description:

Text: You cannot continue because you don't have a list to perform the sampling. End the interview; Go to the F10 tab and select 2, then choose reason 7. Contact your RO for further instructions.

Check Instructions: In questions involved window include PEOPLEATGQ and CREATE_ALLBEDS

Type: Hard

Skip Instructions: <C, G> eList_NoRoster

Field

CURRENTPOP
GQSample.CURRENTPOP

Description: Current GQ Population

Form Pane Label:

SAS Name: CURRENTPOP

Tag Name: CURRENTPOP

Inherited Universe:

Universe: PEOPLEATGQ = 1 AND INITSCREEN = '3, 4' OR
LISTINGMETHOD_Tele = '1, 2' OR
ALLBEDS = 1 OR
CREATE_OCCBEDS = 1 OR
CREATE_ALLBEDS = 1 OR
eList_NoRoster = 1 OR
INITSCREEN = 7 AND PEAS_FL = {1, 0}

Universe Description:

Question Text: What is the total number of ^ALL_OR_OCCUPIED_BEDS_Fill at this place?

If INITSCREEN = '3, 4, 7' then display Fill #1

* Be sure you have the register/list that you just received from or created with the GQ contact person.

If INITSCREEN = '2, 6' then display no Fill

Fills: ALL_OR_OCCUPIED_BEDS_Fill

Instructions: If PEOPLEATGQ = 1 or CREATE_OCCBEDS = 1, then fill with "occupied beds".

If ALLBEDS = 1 or CREATE_ALLBEDS = 1, then fill with "all beds"

If INITSCREEN = 7 or eList_NoRoster = 1 then fill with "beds"

else then fill with "beds"

Type: Integer

Length: 15000

Min:

Max:

- Don't Know
- Refuse
- Empty

- On Input
- On Output

Array:

Special Instructions: If interviewer back up over this question, the current pop, the sampling interval, and the starting case number are to be wiped out and the current pop must be re-entered by interviewer. Allow the current pop to be overwritten.

For Skip Instructions MAXPOP = MAXCAP1

Skip Instructions: <NOT EMPTY> [go to CONFIRMATION]
(PEAS_FL = <1> AND CURRENTPOP > <15,000>) OR (PEAS_FL = <0> AND
CURRENTPOP > <50,000>) [go to HARDCURRENTPOP]
CURRENTPOP > MAXPOP OR CURRENTPOP > UHE_COUNT [go to
HARDCURRENTPOP2]
CURRENTPOP >= <10,000> [go to CURRENTPOP_SOFTCHK]

Check

HARD_CURRENTPOP
GQSample.HARD_CURRENTPOP

Description: Population can not be greater than 15,000.

Inherited Universe:

Universe: CURRENTPOP > 15,000

Universe Description:

Text: [Input invalid. Value not in range 1 to 15,000.](#)

Check Instructions:

Type: Hard

Skip Instructions: <S> offline

<C, G> [go to CURRENTPOP]

HARD_CURRENTPOP2-A

GQSample.HARD_CURRENTPOP2-A

Check

Description: Current population is greater than max capacity, GQTypeCode3 = GQT

Inherited Universe:

Universe: (CURRENTPOP > MAXPOP AND GQTypeCode3 = GQTYPE) OR CURRENTPOP > UHE_COUNT

Universe Description:

Text: You have entered a value for Current Pop that exceeds the amount of Maximum Capacity specified at the GQ. Please correct.

Check Instructions: For Universe MAXPOP = MAXCAP3

Type: Hard

Skip Instructions: <S> offline
<C, G> [go to CURRENTPOP]

Check

HARD_CURRENTPOP2-B
GQSample.HARD_CURRENTPOP2-B

Description: Current population is greater than max capacity, GQTypeCode2 = GQT

Inherited Universe:

Universe: (CURRENTPOP > MAXPOP AND GQTypeCode2 = GQTYPE) OR CURRENTPOP > UHE_COUNT

Universe Description:

Text: You have entered a value for Current Pop that exceeds the amount of Maximum Capacity specified at the GQ. Please correct.

Check Instructions: For Universe MAXPOP = MAXCAP2

Type: Hard

Skip Instructions: <S> offline
<C, G> [go to CURRENTPOP]

HARD_CURRENTPOP2-C
GQSample.HARD_CURRENTPOP2-C

Check

Description: Current population is greater than max capacity, GQTypeCode1 = GQT

Inherited Universe:

Universe: (CURRENTPOP > MAXPOP AND GQTypeCode1 = GQTYPE) OR CURRENTPOP > UHE_COUNT

Universe Description:

Text: You have entered a value for Current Pop that exceeds the amount of Maximum Capacity specified at the GQ. Please correct.

Check Instructions: For Universe MAXPOP = MAXCAP1

Type: Hard

Skip Instructions: <S> offline
<C, G> [go to CURRENTPOP]

Check

CURRENTPOP_SOFTCHK
GQSample.CURRENTPOP_SOFTCHK

Description: Unusually large population

Inherited Universe:

Universe: CURRENTPOP >= 10,000

Universe Description:

Text: This is an unusually large amount; are you sure?

Check Instructions:

Type: Soft

Skip Instructions: <C, G> [go to CURRENTPOP]
<S> [go to CONFIRMATION]

CONFIRMATION

Field

GQSample.CONFIRMATION

Description: Confirm total number enter

Form Pane Label:

SAS Name: CONFIRMATION

Tag Name: CONFIRMATION

Inherited Universe:

Universe: CURRENTPOP = 'NOT EMPTY'

Universe Description:

Question Text: * You have entered that the total number of ^ALL_OR_OCCUPIED_BEDS_Fill is ^CURRENTPOP_Fill. Verify, using your list, that this number is accurate and then re-enter the correct number.

Fills: ALL_OR_OCCUPIED_BEDS_Fill

Instructions: If PEOPLEATGQ = 1 or CREATE_OCCBEDS = 1, then fill with "occupied beds".
If ALLBEDS = 1 or CREATE_ALLBEDS = 1, then fill with "all beds"
If INITSCREEN = 7 or eList_NoRoster = 1 then fill with "beds"
else then fill with "beds"

Fills: CURRENTPOP_Fill

Instructions: Current Population.

Type: Integer

Length: 5

Min:

Max: 15000

- Don't Know
- Refuse
- Empty

- On Input
- On Output

Store Instructions: Numeric 1 - 15,000

Fill Instructions:

PEOPLEATGQ = <1> OR CREATE_OCCBEDS = <1> [fill 1 with "occupied beds"]

ALLBEDS = <1> OR CREATE_ALLBEDS = <1> [fill 2 with "all beds"]

3. Fill 3 and Fill 4 is the value from CURRENTPOP
4. Fill 5 is the value from CONFIRMATION.

(Spanish)

Fill Instructions:

1. If PEOPLEATGQ = 1 or CREATE_OCCBEDS = 1. then fill 1 with "camas ocupadas".
2. If ALLBEDS = 1 or CREATE_ALLBEDS = 1, then fill 2 with "todas las camas".
3. Fill 3 and Fill 4 is the value from CURRENTPOP
4. Fill 5 is the value from CONFIRMATION.

Array:

Special Instructions: CONFIRMATION ne <CURRENTPOP> [display HARDCONFIRMATION]

Skip Instructions: <VALUE = CURRENTPOP> [go to RI_BCT]
<VALUE ne CURRENTPOP> [go to HARDCONFIRMATION]

HARD_CONFIRMATION

GQSample.HARD_CONFIRMATION

Check

Description: Numbers for Confirmation and Current Population don't match

Inherited Universe:

Universe: CONFIRMATION ne CURRENTPOP

Universe Description:

Text: The number you entered in CURRENTPOP ^CURRENTPOP_Fill does not match the number you entered in CONFIRMATION ^CONFIRMATION_Fill. Verify which one is correct. Make sure that the CURRENTPOP entry equals the CONFIRMATION entry.

Check Instructions:

Type: Hard

Skip Instructions: <S> [offline]
<C, G> [go to CONFIRMATION]

Fills: CURRENTPOP_Fill

Instructions: Current Population.

Fills: CONFIRMATION_Fill

Instructions: = CONFIRMATION

Field

RI_BCT
GQSample.RI_BCT

Description: Best day/time to contact

Form Pane Label:

SAS Name: RI_BCT

Tag Name: RI_BCT

Inherited Universe:

Universe: CONFIRMATION = 'NOT EMPTY' OR
(SECGQ = 2 AND STAY_NOW = '2, R') OR
(TerGQ = 2 AND STAY_NOW = '2, R')

Universe Description:

Question Text: Thank you for your help with the ^American_PuertoRico_Fill.

In order to evaluate the quality of my work, my supervisor may contact you to verify that I am doing my job correctly. What is the best time to contact you?

Fills: American_PuertoRico_Fill

Instructions: If PRFLAG = 1, display "PUERTO RICO COMMUNITY SURVEY (PRCS)", else display "AMERICAN COMMUNITY SURVEY (ACS)"

Type: String

Length: 20

Don't Know
 Refuse
 Empty

On Input
 On Output

Store Instructions: Alphanumeric (allow 20 characters)

Array:

Skip Instructions: <NOT EMPTY, D, R> AND STAY_NOW = <1> [go to GQCONTACTFINISH]
<NOT EMPTY, D, R> AND STAY_NOW = <2, R> [THANKYOU2]

GQCONTACTFINISH

GQSample.GQCONTACTFINISH

Field

Description: Finished with GQ contact

Form Pane Label:

SAS Name: GQCONTACTFINISH

Tag Name: GQCONTACTFINISH

Inherited Universe:

Universe: RI_BCT = 'NOT EMPTY, D, R' AND STAY_NOW = 1

Universe Description:

Question Text: IF

INITSCREEN = (3, 4) AND PEOPLEATGQ = 1 OR

INITSCREEN = 7 OR

LISTINGMETHOD_TELE = 1 OR

ALLBEDS = 1 OR

CREATE_OCCBEDS = 1 OR

CREATE_ALLBEDS = 1 then Display

- You are now finished getting the information you need from the GQ contact.
- Let the GQ contact know that it will take a few minutes to take the sample.
- Let the GQ contact know that you will need to meet with them once you are finished sampling so they can help you find the people in sample to interview.
- Ask the GQ contact if there is a room that you can sit in to finish the sampling.

If LISTINGMETHOD_TELE = 2 OR If eList_NoRoster = 1 then Display

- You are now finished getting the information you need from the GQ contact.
- After you send the email to the contact with the eListing link, they will upload their roster.
- The RO will contact you to provide the eList roster.
- Once you have received the roster, select option '7' on INITSCREEN to confirm the current population, and then enter the information for the selected residents.

Type: Enumerated

Length: 1

Answer List: TContinue

Value:	Mnemonic:	Description:
1		Enter 1 to continue

- Don't Know
- Refuse
- Empty

- On Input
- On Output

Array:

Special Instructions: <1> AND LISTINGMETHOD_Tele = <2> assign OUTCOME = 804
<1> AND eList_NoRoster = <1> assign OUTCOME = 804

Skip Instructions: <1> AND
(PEOPLEATGQ = 1 AND INITSCREEN = 3, 4) OR
LISTINGMETHOD_Tele = 1 OR
ALLBEDS = 1 OR
CREATE_OCCBEDS = 1 OR
CREATE_ALLBEDS = 1) [go to TAKESAMPLE]
<1> AND
(LISTINGMETHOD_Tele = 2 OR
eList_NoRoster = 1) [go to THANKYOU2]
<1> AND INITSCREEN = 7 [go to TAKESAMPLE]

TAKESAMPLE

Field

GQSample.TAKESAMPLE

Description: About to Take Sample

Form Pane Label:

SAS Name: TAKESAMPLE

Tag Name: TAKESAMPLE

Inherited Universe:

Universe: GQCONTACTFINISH = 1 AND
(ALLBEDS = 1 OR
CREATE_OCCBEDS = 1 OR
CREATE_ALLBEDS = 1 OR
LISTINGMETHOD_TELE = 1 OR
(PEOPLEATGQ = 1 AND INITSSCREEN = 3, 4) OR
INITSSCREEN = 7)

Universe Description:

Question Text: * You need to have your register in front of you. You are about to draw the sample for
^GQNAME_Fill.

* Reminders:

- * Be sure to ONLY include those people who are currently staying at the GQ.
- * For those GQs where you have determined there is a mix of housing units and GQs, ONLY include those people currently staying in the sampled GQs.
- * Do not include Held Beds.

Fills: GQNAME_Fill

Instructions: Group Quarters name.

Type: Enumerated

Length: 1

Answer List: TContinue

Value:	Mnemonic:	Description:
1		Enter 1 to continue

- Don't Know
- Refuse
- Empty

- On Input
- On Output

Array:

Skip Instructions: <1> [go to SAMPROSTER, PHONENUM, and EXTENSION for each person]

SAMPROSTER, PHONENUM , and EXTENSION

Field

GQSample.SAMPROSTER, PHONENUM , and EXTENSION

Description: Sample Roster for each person

Form Pane Label:

SAS Name: SAMPROSTER, PHONENUM , and EXTENSION

Tag Name: SAMPROSTER, PHONENUM , and EXTENSION

Inherited Universe:

Universe: TAKESAMPLE = 1

Universe Description:

Question Text: Enter Name of person, bed, or room

✦ Using your register and referring to the sample line number below, enter the room #, bed #, floor # and/or sample person's name for each of the GQ residents that were selected in the sample.

Type: String

Length: 1

- Don't Know
- Refuse
- Empty

- On Input
- On Output

Array:

Special Instructions: Sample line number (This column is prefilled and cannot be changed by the interviewer)

Phone Number

Enter the telephone number for the sample person, room, or bed if you were able to get a telephone number.

Phone Number extension

Enter the telephone number extension for the sampled person, room, or bed if one exists. If phone number is blank, DK or R only accept blank.

ACS Control Number (This column is prefilled and cannot be changed by the interviewer.)

D, R or no answer are acceptable for Phone number and Phone Number extension. If Phone number is blank, D or R, only accept no answer for Phone number extension.

1. Phone number - Display hard edit that reads "You must enter all 10 digits of the contact person's phone number" if entry is less than 10 digits. Suppress is off line. Close and Go to return to NEWCP1PHON.

2. Phone number - Display hard edit pop up box if 0 or 1 are the first digits of the area code or prefix.

For the area code, the box should reads "the area code cannot begin with a '0' or a '1'." Suppress is off line. Close and Goto return to PHONENUM.

(Spanish)

Número de línea de la muestra (This column is prefilled and cannot be changed by the interviewer.)

Número de teléfono Entre el número de teléfono para la persona, cuarto o cama en la muestra si pudo conseguir un número de teléfono.

Extensión del número de teléfono Entre la extension del número de teléfono para la persona, cuarto o cama en la muestra si existe. Si el número de teléfono está en blanco, es DK o R, sólo acepte en blanco.

Número de Control de la ACS (This column is prefilled and cannot be changed by the interviewer.)

D, R or no answer are acceptable for Phone number and Phone Number extension. If Phone number is blank, D or R, only accept no answer for Phone number extension.

1. Phone number - Display hard edit that reads "Tiene que entrar todos los 10 dígitos del número de teléfono de la persona de contacto" if entry is less than 10 digits. Suppress is off line. Close and Goto return to NEWCP1PHON.

2. Phone number - Display hard edit pop up box if 0 or 1 are the first digits of the area code or prefix.

For the area code, the box should reads "El código de área no puede comenzar con un '0' ni con un '1'." Suppress is off line. Close and Goto return to PHONENUM.

Skip Instructions: <NOT EMPTY> [go to COLLINDV]

COLLINDV

Field

GQSample.COLLINDV

Description: Collection of individual data

Form Pane Label:

SAS Name: COLLINDV

Tag Name: COLLINDV

Inherited Universe:

Universe: SAMPROSTER = 'NOT EMPTY'

Universe Description:

Question Text: If INITSCREEN = '3, 4' then display Fill #1

• You are now ready to conduct interviews with sample residents using your CAPI instrument. You may need to distribute an ^ACS1GQ_ACS1GQPR_Fill questionnaire for sample residents who are unable to complete a CAPI interview, therefore, in order to save time at the GQ, please have a PAPI-level survey package containing the ^ACS1GQ_ACS1GQPR_Fill questionnaire available for each resident.

If INITSCREEN = '2, 6, 7' then display Fill #1

• You are now ready to conduct interviews with sample residents either by phone or during a personal visit using your CAPI instrument. You may need to distribute an ^ACS1GQ_ACS1GQPR_Fill questionnaire for sample residents who are unable to complete a CAPI interview, therefore, in order to save time at the GQ, please have a PAPI-level survey package containing the ^ACS1GQ_ACS1GQPR_Fill questionnaire available for each resident.

Fills: ACS1GQ_ACS1GQPR_Fill

Instructions: If PRFLAG = 1, display "ACS-1(GQ)(PR)", else display "ACS-1(GQ)"

Type: Enumerated

Length: 1

Answer List: TContinue

Value:	Mnemonic:	Description:
1		Enter 1 to continue

- Don't Know
- Refuse
- Empty

- On Input
- On Output

Array:

Special Instructions: INITSCREEN = <3, 4> AND PEAS_FL = <1> AND GeocodeCmplt = <1> [set STOREOUT = 801] AND [set GeocodeReqd = 1]
INITSCREEN = <3, 4> AND PEAS_FL = <1> AND GeocodeCmplt = <0> [set OUTCOME = 807] AND [set STOREOUT = 801] AND [set GeocodeReqd = 1]
INITSCREEN = <3, 4> AND PEAS_FL = <0> [set STOREOUT = 801]
INITSCREEN = <3, 4> THEN SET TEL_PV = Pers {1}
INITSCREEN = <2, 6> THEN SET TEL_PV = TELE {2}

Skip Instructions: <1> [EXIT INSTRUMENT]

Data Model Level & F10 Exit

Block

Data Model Level & F10 Exit

Description:

Tab Name:

Fly Over Name:

Universe Type: lf

Inherited Universe:

Universe:

Universe Description:

Array:

Block Instructions:

Field

FINISH
Data Model Level & F10 Exit.FINISH

Description: Ready to Transmit

Form Pane Label:

SAS Name: FINISH

Tag Name: FINISH

Inherited Universe:

Universe: STOREOUT = <801, 811, 818, 819>

Universe Description:

Question Text: ♦ This case is ready to be transmitted. Enter 1 to continue.

Type: Enumerated

Length: 1

Answer List: TContinue

Value:	Mnemonic:	Description:
1		Enter 1 to continue

Don't Know

Refuse

Empty

On Input

On Output

Store Instructions: Valid Values 1

Array:

Special Instructions: For cases that meet the universe requirements, this should be the last screen displayed before exiting to the Notes Module.

<1> AND STOREOUT ne <blank> [set OUTCOME = STOREOUT]

Skip Instructions: <1> AND STOREOUT ne <blank> [go to NOTES]

GEOCODING MODULE TAB

GEOCODING MODULE TAB

Block

Description:

Tab Name:

Fly Over Name:

Universe Type:

Inherited Universe:

Universe:

Universe Description:

Array:

Block Instructions:

Field

START_GCD
GEOCODING MODULE TAB .START_GCD

Description: Start Geocode

Form Pane Label:

SAS Name: START_GCD

Tag Name: START_GCD

Inherited Universe:

Universe: OUTCOME = 807 or 808 when entering a case.

Universe Description:

Question Text: * You have completed an interview for this case, but geocoding is still incomplete.
Would you like to proceed to the geocoding screen now?

SPECIAL PLACE NAME: ^SPECPLACE_Fill

GROUP QUARTERS NAME: ^GQNAME_Fill

ADDRESS: ^GQADDLINE1_Fill

^GQADDLINE2_Fill

PHYSICAL DESC/LOCATION: ^PHYSDES_Fill

Fills: GQNAME_Fill

Instructions: Group Quarters name.

Fills: GQADDLINE1_Fill

Instructions: Group Quartes address line 1.

Fills: GQADDLINE2_Fill

Instructions: Group Quarters address line 2.

Fills: SPECPLACE_Fill

Instructions: Special place name of the Group Quarters.

Fills: PHYSDES_Fill

Instructions: Physical description or location of the Group Quarters.

Type: Enumerated

Length: 1

Answer List: TSTART_GCD

Value:	Mnemonic:	Description:
1		Yes
2		No - transmit case without geocoding
3		Quit - do not attempt now.

- Don't Know
- Refuse
- Empty

- On Input
- On Output

Array:

Special Instructions: If BoP_FL ne 'yes' and PEAS_FL = 1 and SRCHKNLRESP = 1 or 2, or INTRO =1, DK or R make Geo tab active and set FstFRReqd=<USERID>.

Skip Instructions: If START_GCD = 1 goto GCDCORRECT.
If START_GCD = 2 goto SNDNOGCD.
If START_GCD = 3 goto Notes

Field

GDCORRECT
GEOCODING MODULE TAB .GDCORRECT

Description: Are Geocodes Correct

Form Pane Label:

SAS Name: GDCORRECT

Tag Name: GDCORRECT

Inherited Universe:

Universe: Available by clicking on tab labeled "Geo" or pressing Ctrl+G

Universe Description:

Question Text: Original geocodes provided for this case:

STCOU: [^PSU_Fill]

Tract: [^Tract_Fill]

Block: [^Block_Fill]

Are you ready to geocode?

Fills: Block_Fill

Instructions: The Geocoded Block number for a GQ.

Fills: PSU_Fill

Instructions: State and County.

Fills: Tract_Fill

Instructions: The Geocoded Tract number for a GQ.

Type: Enumerated

Length: 1

Answer List: TGDCORRECT

Value:	Mnemonic:	Description:
1		Return to the interview without geocoding.
2		Geocode the sample unit
3		[Fill 4: Geocodes verified to be correct <blank>]
4		Unable to Geocode

Don't Know

- Refuse
- Empty

- On Input
- On Output

Store Instructions: Fill Instructions

If PSU, Tract, and Block are ALL NOT blank on the .in file and lima_flag='No', then use the appropriate values from the CASEID.in file:

[Fill 1: PSU (display all 5 characters including leading zeroes)] ,
[Fill2: Tract (display all 6 characters, including leading zeroes)],
[Fill3: Block (display the first 4 characters, including leading zeroes)]
[Fill4: Geocodes verified to be correct]

If at least one of PSU, Tract, and Block are blank on the .in file and lima_flag='No', then use the appropriate

values (or blank where not provided) from the CASEID.in file:
[Fill 1: PSU (display all 5 characters, including leading zeroes)] ,
[Fill2: Tract (display all 6 characters, including leading zeroes)],
[Fill3: Block (display all 4 characters, including leading zeroes)]
[Fill4:]

If lima_flag='Yes', then use the appropriate

values (or blank where not provided) from the CASEID.in file:
[Fill 1: PSU (display all 5 characters, including leading zeroes)] ,
[Fill2: Tract (display all 6 characters, including leading zeroes)],
[Fill3: Block (display all 4 characters, including leading zeroes)]
[Fill4:]

(Spanish)

Fill Instructions: 1. If PSU, Tract, and block are ALL NOT blank on the .in file and lima_flag='No', then use the appropriate values from the CASEID.in file: [Fill 1: PSU (display all 5 characters including leading zeroes)] , [Fill2: Tract (display all 6 characters, including leading zeroes)], [Fill3: block (display the first 4 characters, including leading zeroes)] [Fill4: Se ha verificado que los cÃ³digos geogrÃ¡ficos estÃ¡n correctos] 2. If at least one of PSU, Tract, and block are blank on the .in file and lima_flag='No', then using the appropriate values (or blank where not provided) from the CASEID.in file: [Fill 1: PSU (display all 5 characters, including leading zeroes)] , [Fill2: Tract (display all 6 characters, including leading zeroes)], [Fill3: block (display all 4 characters, including leading zeroes)] [Fill4:] 3. If lima_flag='Yes', then using the appropriate values (or blank where not provided) from the CASEID.in file: [Fill 1: PSU (display all 5 characters, including leading zeroes)] , [Fill2: Tract (display all 6 characters, including leading zeroes)], [Fill3: block (display all 4 characters, including leading zeroes)] [Fill4:]

Valid Values: 1- 4

Array:

Special Instructions: Special Instr.

GeocodeCmplt is a one-character variable stored at the root level with values 1(complete) and 0 (incomplete). GeocodeCmplt should be read in from the <caseid>.in file, and should be set to 0 when the case is first created. If GeocodeCmplt is ever set = 1 in the instrument, then it must stay=1 (should never be changed back to 0) and be passed out via the <caseid>.out file and eventually passed up to ROSCO. ROSCO must then pass back a value of GeocodeCmplt =1 to the case, including when the case is reassigned and be passed into the instrument via the <caseid>.in file.

2. IF (GDCDCORRECT= 3 and OUTCOME=807 or 808 and STOREOUT is non-blank), then set OUTCOME=STOREOUT.

3. Show Answer Cat #3 when PSU, Tract, and block are ALL NOT blank on the <caseid>.in file. "Hide" Answer Cat #3 when at least one of PSU, Tract, and block are blank on the <caseid>.in file.

4. Hard Error: (display when GDCDCORRECT=3 and at least one of PSU, Tract, and block are blank on the <caseid>.in file.)

(Interviewer Instruction)

*Invalid Response

*Respuesta no es vÃ¡lida

5. IF on the <caseid>.in file ALL of the following are true: GeocodeCmplt=1, PSU=NEWSTCOU (both non-blank), TRACT =NEWTRACT (both non-blank), and BLOCK=NEWBLOCK (Both non-blank), [meaning this FR or another FR verified the geocodes to be correct on a prior attempt], THEN set GDCDCORRECT=3 when starting the case.

Special Instructions

6. IF on the <caseid>.in file GeocodeCmplt=1, AND ANY of the following are also true on the <caseid>.in file: PSU<>NEWSTCOU (both non-blank), TRACT <>NEWTRACT (both non-blank), and BLOCK<>NEWBLOCK (Both non-blank), [meaning this FR or another FR verified the geocodes to be incorrect on a prior attempt and captured the corrected code(s)] THEN set GDCDCORRECT=2, GDCDCHECK=1, and pre-fill NEWSTCOU, NEWTRACT, and NEWBLOCK with the

corresponding values from the <caseid>.in file when starting the case.

7. If GCDCORRECT=3 and FstFRCmplt=<blank>, then set FstFRCmplt= the USERID of the FR working the case. If FstFRCmplt is not blank, then make no change to the value of FstFRCmplt. The FstFRCmplt variable must be passed out via the <caseid>.out file and eventually passed up to ROSCO. ROSCO must then pass back the value of FstFRCmplt to the case when the case is reassigned, and be passed into the instrument via the <caseid>.in file. FstFRCmplt should not be blanked out once it has been filled with an USERID.

8. If GCDCORRECT = 3, FstFRCmplt = <not blank>, and FstFRReqd = <blank>, set FstFRReqd = FstFRCmplt. If FstFRReqd = <not blank>, then make no change to the value of FstFRReqd.

9. If GCDCORRECT = 3 and ANY of the following are true: PSU<ne>NEWSTCOU, TRACT<ne>NEWTRACT, or BLOCK<ne>NEWBLOCK, then set NEWSTCOU = PSU, NEWTRACT = TRACT, and NEWBLOCK = BLOCK (even if TRACT or BLOCK = <blank>).

(NEW Variable = fldGEOCmplt added 5/9/2013 to correct geocoding ROSCO reports and case management flag display)

if ((outcome is not 807,808 and ((GEOCODECMPLT = 0 and GeocodeReqd = 1) or (GEOCODECMPLT = 0 and GeocodeReqd = 0) or (GEOCODECMPLT = 1 and GeocodeReqd = 1)) or

(outcome is 807,808 and (START_GCD = YES)))

and (GCDCORRECT <> empty) and ((GCDCORRECT = incorrect{2} AND (NEWSTCOU, NEWTRACT, NEWBLOCK not EMPTY))

or

((GCDCORRECT = correct{3}) and (PSU <> Empty) and(Origtract <> Empty) and (Origblock<> Empty))

THEN

fldGeoCmplt = 1

else

fldGeoCmplt = 0

Skip Instructions: If GCDCORRECT=1, go to Main Path
If GCDCORRECT=2 and lima_flag = 'No', go to NEWSTCOU
If GCDCORRECT=2 and lima_flag = 'Yes', launch LiMA
If GCDCORRECT= 3, see special instructions.
If GCDCORRECT=4, go to SNDNOGCD

1. If GCDCORRECT=<3> set GeocodeCmplt = 1.

Field

NEWSTCOU
GEOCODING MODULE TAB .NEWSTCOU

Description: STCOU Code

Form Pane Label:

SAS Name: NEWSTCOU

Tag Name: NEWSTCOU

Inherited Universe:

Universe: GCDCORRECT=2

Universe Description:

Question Text: Enter the correct five-digit STCOU code.
[Fill 4: Press ENTER if the original STCOU code is correct/blank]

Original geocodes provided for this case:

STCOU: [^PSU_Fill]

Tract: [^Tract_Fill]

Block: [^Block_Fill]

Fills: PSU_Fill

Instructions: State and County.

Fills: Tract_Fill

Instructions: The Geocoded Tract number for a GQ.

Fills: Block_Fill

Instructions: The Geocoded Block number for a GQ.

Type: Integer

Length: 5

Min:

Max:

- Don't Know
- Refuse
- Empty

- On Input
- On Output

Store Instructions: Valid Values 01001-72999, 88002, 88008

Fill Instructions

1. Use the appropriate values from the CASEID.in file:
[Fill 1: PSU (display all 5 characters, Including leading zeroes)] ,
[Fill2: Tract (display all 6 characters, including leading zeroes)],
[Fill3: Block (display the first 4 characters, including leading zeroes)]

Array:

Special Instructions: 1. IF on the <caseid>.in file GeocodeCmplt=1, AND PSU<ne>NEWSTCOU, pre-fill the answer space with the NEWSTCOU value from the <caseid>.in file, ELSE, pre-fill the answer space with the original STCOU code from the <Caseid>.in file.
Output any changed value using the NEWSTCOU variable.

2. Hard Error: (display when less than 5 characters entered.)

Interviewer Instruction (use blue font, precede with a hyphen)

ENG: Invalid Responseâ€”You must enter all five digits of the STCOU code.

3. Hard Error: (display when 5 characters are entered, but the characters are outside of the valid values range)

Interviewer Instruction (use blue font, precede with a hyphen)

ENG: Invalid Responseâ€”You must enter a value between 01001 and 72999.

(Spanish)

1. IF on the <caseid>.in file GeocodeCmplt=1, AND PSU<ne>NEWSTCOU, pre-fill the answer space with the NEWSTCOU value from the <caseid>.in file, ELSE, pre-fill the answer space with the original STCOU code from the <Caseid>.in file.
Output any changed value using the NEWSTCOU variable.

2. Hard Error: (display when less than 5 characters entered.)

Interviewer Instruction (use blue font, precede with a hyphen)

Respuesta no es vÃ¡lida - Usted debe entrar todas las cinco cifras del cÃ³digo STCOU.

3. Hard Error: (display when 5 characters are entered, but the characters are outside of the valid values range)

Interviewer Instruction (use blue font, precede with a hyphen)

Respuesta no es valida - Usted debe entrar un valor entre 01001 y 72999.

Skip Instructions: Goto NEWTRACT

NEWTRACT

GEOCODING MODULE TAB .NEWTRACT

Field

Description: Tract Code

Form Pane Label:

SAS Name: NEWTRACT

Tag Name: NEWTRACT

Inherited Universe:

Universe: GCDCORRECT=2

Universe Description:

Question Text: Enter the correct six-digit tract code with no decimal point.
[Fill 4: Press ENTER if the original tract code is correct/blank].

Original geocodes provided for this case:

STCOU: [^PSU_Fill]

Tract: [^Tract_Fill]

Block: [^Block_Fill]

Fills: PSU_Fill

Instructions: State and County.

Fills: Tract_Fill

Instructions: The Geocoded Tract number for a GQ.

Fills: Block_Fill

Instructions: The Geocoded Block number for a GQ.

Type: Integer

Length: 1

Min: 000100

Max: 999999

- Don't Know
- Refuse
- Empty

- On Input
- On Output

Store Instructions: Valid Values: 000100-999999

Fill Instructions

1. Use the appropriate values from the CASEID.in file:
[Fill 1: PSU (display all 5 characters, including leading zeroes)] ,
[Fill2: Tract (display all 6 characters, including leading zeroes)],
[Fill3: Block (display the first 4 characters, including leading zeroes)]

Array:

Special Instructions: 1. IF on the <caseid>.in file GeocodeCmplt=1, AND TRACT<ne>NEWTRACT, pre-fill the answer space with the NEWTRACT value from the <caseid>.in file, ELSE, pre-fill the answer space with the original TRACT code from the <Caseid>.in file.

2. Output any changed value using the NEWTRACT variable.
3. Hard Error: (display when less than 6 characters entered.)

Interviewer Instruction (use blue font, precede with a hyphen)

Respuesta no es válida - Usted debe entrar todas las seis cifras del código de sector.

4. Hard Error: (display when 6 characters are entered, but the characters are outside of the valid values range)

Interviewer Instruction (use blue font, precede with a diamond)

Respuesta no es válida - Usted debe entrar un valor entre 000100 y 999999..

(Spanish)

1. IF on the <caseid>.in file GeocodeCmplt=1, AND TRACT<ne>NEWTRACT, pre-fill the answer space with the NEWTRACT value from the <caseid>.in file, ELSE, pre-fill the answer space with the original TRACT code from the <Caseid>.in file.

2. Output any changed value using the NEWTRACT variable.
3. Hard Error: (display when less than 6 characters entered.)

Interviewer Instruction (use blue font, precede with a hyphen)

Respuesta no es válida - Usted debe entrar todas las seis cifras del código de sector.

4. Hard Error: (display when 6 characters are entered, but the characters are outside of the valid values range)

Interviewer Instruction (use blue font, precede with a diamond)

Respuesta no es válida - Usted debe entrar un valor entre 000100 y 999999..

Skip Instructions: Goto NEWBLOCK

Field

NEWBLOCK
GEOCODING MODULE TAB .NEWBLOCK

Description: block Code

Form Pane Label:

SAS Name: NEWBLOCK

Tag Name: NEWBLOCK

Inherited Universe:

Universe: GCDCORRECT=2

Universe Description:

Question Text: Enter the correct four-digit block code.
[Fill 4: Press ENTER if the original block code is correct/blank]

Original geocodes provided for this case:

STCOU: [^PSU_Fill]

Tract: [^Tract_Fill]

Block: [^Block_Fill]

Fills: PSU_Fill

Instructions: State and County.

Fills: Tract_Fill

Instructions: The Geocoded Tract number for a GQ.

Fills: Block_Fill

Instructions: The Geocoded Block number for a GQ.

Type: Integer

Length: 1

Min: 1000

Max: 9999

- Don't Know
- Refuse
- Empty

- On Input
- On Output

Store Instructions: Valid Values 1000-9999

Fill Instructions

1. Use the appropriate values from the CASEID.in file:
[Fill 1: PSU (display all 5 characters, including leading zeroes)] ,
[Fill2: Tract (display all 6 characters, including leading zeroes)],
[Fill3: Block (display the first 4 characters, including leading zeroes)]
2. If Block is blank [Fill 4:]
Else [Fill 4: Press if the original block code is correct.]

(Spanish)

Fill Instructions:

1. Use the appropriate values from the CASEID.in file:
[Fill 1: PSU (display all 5 characters, including leading zeroes)] ,
[Fill2: Tract (display all 6 characters, including leading zeroes)],
[Fill3: block (display the first 4 characters, including leading zeroes)]
2. If block is blank [Fill 4:] Else [Fill 4: [Fill 4: Presione si el cÃ³digo de bloque original estÃ¡ correcto/]

Array:

- Special Instructions:**
1. IF on the <caseid>.in file GeocodeCmplt=1, AND BLOCK<ne>NEWBLOCK, pre-fill the answer space with the NEWBLOCK value from the <caseid>.in file, ELSE, pre-fill the answer space with the original BLOCK code from the <Caseid>.in file.
 2. Output any changed value using the NEWBLOCK variable.
 3. Hard Error: (display when less than 4 characters entered.)

Interviewer Instruction (use blue font, precede with a hyphen)

ENG: Invalid Responseâ€”You must enter all four digits of the block code.

4. Hard Error: [Display when (STCOU from Caseid>.in=NEWSTCOU) and (Tract from <Caseid>.in=NEWTRACT) and (Block from <Caseid>.in=NEWBLOCK) and GDCDCORRECT=2]

Interviewer Instruction (use blue font, precede with a hyphen)

ENG: You have recorded that the original geocodes are not correct or complete, but you have not entered any updated geocodesâ€”which is correct?

Questions involved: GDCDCORRECT, NEWSTCOU, NEWTRACT, NEWBLOCK

5. Hard Error: (display when 4 characters are entered, but the characters are outside of the valid values range)

Interviewer Instruction (use blue font, precede with a diamond)

ENG: Invalid Responseâ€”You must enter a value between 1000 and 9999.

(Spanish)

1. IF on the <caseid>.in file GeocodeCmplt=1, AND BLOCK<ne>NEWBLOCK, pre-fill the answer space with the NEWBLOCK value from the <caseid>.in file, ELSE, pre-fill the answer space with the original BLOCK code from the <Caseid>.in file.

2. Output any changed value using the NEWBLOCK variable.

3. Hard Error: (display when less than 4 characters entered.)

Interviewer Instruction (use blue font, precede with a hyphen)

Respuesta no es vÃ¡lida - Usted debe entrar todas las cuatro cifras del cÃ³digo de bloque.

4. Hard Error: [Display when (STCOU from Caseid>.in=NEWSTCOU) and (Tract from <Caseid>.in=NEWTRACT) and (block from <Caseid>.in=NEWBLOCK) and GCDCORRECT=2]

Interviewer Instruction (use blue font, precede with a hyphen)

Usted ha registrado que los cÃ³digos geogrÃ¡ficos originales no estÃ¡n correctos o completos, pero usted no ha entrado ningÃºn cÃ³digo geogrÃ¡fico actualizado. Â¿CuÃ¡l estÃ¡ correcto?

Questions involved: GCDCORRECT, NEWSTCOU, NEWTRACT, NEWBLOCK

5. Hard Error: (display when 4 characters are entered, but the characters are outside of the valid values range)

Interviewer Instruction (use blue font, precede with a diamond)

Respuesta no es vÃ¡lida - Usted debe entrar un valor entre 1000 y 9999.

Skip Instructions: Goto GCDCHECK

GDCCHECK

Field

GEOCODING MODULE TAB .GDCCHECK

Description: Confirm New Codes

Form Pane Label:

SAS Name: GDCCHECK

Tag Name: GDCCHECK

Inherited Universe:

Universe: GDCCORRECT=2

Universe Description:

Question Text: [Confirm that the codes below are correct. Back up to the appropriate screen to make corrections, or enter 1 to continue with the interview.](#)

Original geocodes provided for this case:

STCOU: [^PSU_Fill]

Tract: [^Tract_Fill]

Block: [^Block_Fill]

Updated Geocodes:

STCOU: [^NEWPSU_Fill]

Tract: [^NEWTract_Fill]

Block: [^NEWBlock_Fill]

Fills: Block_Fill

Instructions: The Geocoded Block number for a GQ.

Fills: NEWPSU_Fill

Instructions: When the PSU is incorrect and it gets updated.

Fills: NEWTract_Fill

Instructions: When a Tract number is incorrect and it gets updated.

Fills: PSU_Fill

Instructions: State and County.

Fills: Tract_Fill

Instructions: The Geocoded Tract number for a GQ.

Fills: NEWBlock_Fill

Instructions: When a Block number is incorrect and it gets updated.

Type: Enumerated
Length: 1

Answer List: TContinue

Value:	Mnemonic:	Description:
1		Enter 1 to continue

- Don't Know
- Refuse
- Empty

- On Input
- On Output

Store Instructions: Valid Values: 1

Fill Instructions

1. Use the appropriate values from the CASEID.in file:
 [Fill 1: PSU (display all 5 characters, including leading zeroes)] ,
 [Fill2: Tract (display all 6 characters, including leading zeroes)],
 [Fill3: Block (display the first 4 characters, including leading zeroes)]
2. Use the appropriate values entered or confirmed on the prior screens:
 [Fill4: NEWPSU (display all 5 characters, including leading zeroes)]
 [Fill5: NEWTract (display all 6 characters, including leading zeroes)]
 [Fill6: NEWBlock (display all 4 characters, including leading zeroes)]

(Spanish)

Fill Instructions: 1. Use the appropriate values from the CASEID.in file: [Fill 1: PSU (display all 5 characters, including leading zeroes)] , [Fill2: Tract (display all 6 characters, including leading zeroes)], [Fill3: block (display the first 4 characters, including leading zeroes)] 2. Use the appropriate values entered or confirmed on the prior screens: [Fill4: NEWPSU (display all 5 characters, including leading zeroes)] [Fill5: NEWTract (display all 6 characters, including leading zeroes)] [Fill6: NEWblock (display all 4 characters, including leading zeroes)]

Array:

Special Instructions: 1. If GCDCHECK=1, set GeocodeCmplt=1.

2. If GCDCHECK=1 and FstFRCmplt=<blank>, then set FstFRCmplt= the USERID of the FR working the case. If FstFRCmplt is not blank, then make no change to the value of FstFRCmplt. The FstFRCmplt variable must be passed out via the <caseid>.out file and eventually passed up to ROSCO. ROSCO must then pass back the value of FstFRCmplt to the case when the case is reassigned, and be passed into

the instrument via the <caseid>.in file. FstFRCmplt should not be blanked out once it has been filled with an USERID.

3. If GDCHECK = 1, FstFRCmplt = <not blank>, and FstFRReqd = <blank>, set FstFRReqd = FstFRCmplt. If FstFRReqd = <not blank>, then make no change to the value of FstFRReqd.

Skip Instructions: goto Main Path

Field

SNDNOGCD
GEOCODING MODULE TAB .SNDNOGCD

Description: Why not verified

Form Pane Label:

SAS Name: SNDNOGCD

Tag Name: SNDNOGCD

Inherited Universe:

Universe: GCDCORRECT = 4

Universe Description:

Question Text: Why did you not geocode the sample unit?

• Since a personal visit was made to this sample unit and this case is not a Type A - 814, Type B, or Type C noninterview, geocoding is required. Your RO will be notified that you are transmitting this case without geocoding.
• Please select a reason why the geocoding was not done

1. Did not geocode during personal visit-return visits were not made or authorized.
2. [Fill1: ALMI dataset needed to geocode this sample unit was not loaded./Device not connected to the network. Geographic (block) data needed to geocode this sample unit was not loaded.]
3. [Fill2: ALMI/LiMA] software malfunction
4. [Fill 3: Streets on the ground are missing in theALMI]
5. [Fill4: Can't locate the block boundary on the ground./]
6. GQ inaccessible due to weather or road conditions, or access refused situations

Type: Integer

Length: 1

Min:

Max:

Don't Know

- Refuse
- Empty

- On Input
- On Output

Store Instructions: Fill Instructions

If lima_flag='No', then:

[Fill 1: ALMI dataset needed to geocode this sample unit was not loaded.]

[Fill2: ALMI]

[Fill3: Streets on the ground are missing in the ALMI]

[Fill4: Can't locate the block boundary on the ground]

If lima_flag='Yes', then:

[Fill 1: Device not connected to the network. Geographic (block) data needed to geocode this sample unit was not loaded.]

[Fill2: LiMA]

[Fill3: <blank>]

[Fill4:<blank>]

(Spanish)

Fill Instructions: 1. If lima_flag='No', then: [Fill 1: No se cargó el conjunto de datos ALMI necesario para codificar geográficamente esta unidad en la muestra.] [Fill2: ALMI] [Fill3: Faltan las calles en el terreno en el ALMI] [Fill4: No se puede localizar el límite de bloque en el terreno] 2. If lima_flag='Yes', then: [Fill 1: El aparato no está conectado a la red (network). No se cargaron los datos geográficos (de bloques) necesarios para realizar la codificación geográfica.] [Fill2: LiMA] [Fill3:] [Fill4:]

Array:

Special Instructions: 1. For SNDNOGCD=<1-6> and Outcome in (807,808), set Outcome = STOREOUT.

2. If SNDNOGCD=<1-6> and FstSNDNOGCD=<blank> then set FstSNDNOGCD = SNDNOGCD. FstSNDNOGCD is a one-character variable stored at the root level with values 1-6. FstSNDNOGCD should be read in from the <caseid>.in file, and should be set to <blank> when the case is first created. If FstSNDNOGCD is ever set = <1-6> in the instrument, then it must retain that value (should never be changed to another value or changed to blank) and be passed out via the <caseid>.out file and eventually passed up to ROSCO. ROSCO must then pass back the value of FstSNDNOGCD to the case when the case is reassigned and be passed into the instrument via the <caseid>.in file.

Skip Instructions: Set GeocodeCmplt = 1 and goto Mainpath

Block

FAQ
FAQ

Description:

Tab Name:
Fly Over Name:
Universe Type: lf

Inherited Universe:

Universe:

Universe Description:

Array:

Block Instructions:

PURPOSE

FAQ.PURPOSE

Field

Description: List of Frequently Asked Questions

Form Pane Label:

SAS Name: PURPOSE

Tag Name: PURPOSE

Inherited Universe:

Universe: IF (Shift + F2(OR
(mouse click = FAQ tab) OR
FAQ1 = 2 OR
FAQ2 = 2 OR
FAQ3 = 2 OR
FAQ4 = 2 OR
FAQ5 = 2 OR
FAQ6 = 2 OR
FAQ7 = 2 OR
FAQ8 = 2 OR
FAQ9 = 2 OR
FAQ10 = 2 OR
FAQ11 = 2 OR
FAQ12 = 2 OR
FAQ13 = 2

Universe Description: List of Frequently Asked Questions

Question Text: ** FREQUENTLY ASKED QUESTIONS**

Type: Enumerated

Length: 2

Answer List: TPURPOSE

Value:	Mnemonic:	Description:
1		What is the American Community Survey?
2		We have not heard of the American Community Survey. How long have you been conducting it?
3		How can the group quarters and the residents see the results of the survey?
4		When will the results of the survey be available?
5		How does this group quarters and its residents benefit by answering the American Community Survey?

6	Do the sampled group quarters and sampled residents have to answer the questions on the American Community Survey?
7	Why did you select this facility and how did I get selected?
8	How will the Census Bureau use the information the group quarters and sampled residents provide?
9	Will the Census Bureau keep the group quarter facility and resident information confidential?
10	I am elderly, disabled, or otherwise unable to complete the American Community Survey questionnaire. What do I do?
11	Do I have to answer these questions every year?
12	Why does the American Community Survey ask one question about race and another question about Hispanic origin?
13	Where can the facility and its residents get assistance or find more information about the American Community Survey?
14	Proceed with interview

- Don't Know
- Refuse
- Empty

- On Input
- On Output

Store Instructions: FAQs
1 - 14

Array:

Special Instructions: If RT 8500 REMAK=1 and Mode=0, make option 5 inactive using a light color font and add a hard error. Please note this is not needed for CATI or TQA.

CHECKS Associated with this Variable: HARDPURPOSE

Skip Instructions: <1> [go to FAQ1]
<2> [go to FAQ2]
<3> [go to FAQ3]
<4> [go to FAQ4]
<5> [go to FAQ5]
<6> [go to FAQ6]
<7> [go to FAQ7]
<8> [go to FAQ8]
<9> [go to FAQ9]
<10> [go to FAQ10]
<11> [go to FAQ11]

<12> [go to FAQ12]

<13> [go to FAQ13]

<14> [return to interview at last question displayed]

Field

FAQ1
FAQ.FAQ1

Description: What is the American Community Survey?

Form Pane Label:

SAS Name:

Tag Name:

Inherited Universe:

Universe: PURPOSE = 1

Universe Description:

Question Text: [What is the American Community Survey?](#)

The American Community Survey is a survey conducted by the U.S. Census Bureau in every county, American Indian and Alaska Native Area, and Hawaiian Home Land. It replaced the long form in the decennial census and greatly simplified operations so that the focus of the decennial census is solely on counting the population.

The American Community Survey provides current demographic, social, economic, and housing characteristics every year. In the past, this information was only available every 10 years when the decennial census was conducted. Estimates from the American Community Survey help communities make informed decisions and is key to their future.

The American Community Survey does not count the population, but it does provide information that reflects what the population looks like and how it lives. That information is vital for states and local communities in determining how to plan for schools, roads, senior citizen centers, and other goods and services.

The U.S. Office of Management and Budget (OMB) approved this survey and gave is OMB approval No. 0607-0810. Please use this number in any correspondence concerning this survey. Respondents are not required to respond to any information collection unless it displays a valid approval number from OMB.

Type: Enumerated

Length: 1

Answer List: TFAQ

Value:	Mnemonic:	Description:
1		Proceed with interview
2		Return to FAQ list

- Don't Know
- Refuse
- Empty

- On Input
- On Output

Array:

Skip Instructions: <1> [return to interview at last question displayed]
<2> [go to PURPOSE]

Field

FAQ2
FAQ.FAQ2

Description: We have not heard of the American Community Survey. How long have you been conducting it?

Form Pane Label:

SAS Name:

Tag Name:

Inherited Universe:

Universe: PURPOSE = 2

Universe Description:

Question Text: [We have not heard of the American Community Survey. How long have you been conducting it?](#)

The American Community Survey began in 1996 in a sample of counties across the country. The American Community Survey began sampling group quarters in 2006. Today, the survey is conducted in all U.S. counties, as well as in Puerto Rico where it is called the Puerto Rico Community Survey.

Type: Enumerated

Length: 1

Answer List: TFAQ

Value:	Mnemonic:	Description:
1		Proceed with interview
2		Return to FAQ list

- Don't Know
- Refuse
- Empty

- On Input
- On Output

Array:

Skip Instructions: <1> [return to interview at last question displayed]
<2> [go to PURPOSE]

FAQ3

FAQ.FAQ3

Field

Description: How can the group quarters and the residents see the results of the survey?

Form Pane Label:

SAS Name:

Tag Name:

Inherited Universe:

Universe: PURPOSE = 3

Universe Description:

Question Text: [How can the group quarters and the residents see the results of the survey?](#)

This information is published on the Census Bureau's website at data.census.gov.

Type: Enumerated

Length: 1

Answer List: TFAQ

Value:	Mnemonic:	Description:
1		Proceed with interview
2		Return to FAQ list

- Don't Know
- Refuse
- Empty

- On Input
- On Output

Array:

Skip Instructions: <1> [return to interview at last question displayed]
<2> [go to PURPOSE]

Field

FAQ4
FAQ.FAQ4

Description: When will the results of the survey be available?

Form Pane Label:

SAS Name:

Tag Name:

Inherited Universe:

Universe: PURPOSE = 4

Universe Description:

Question Text: [When will the results of the survey be available?](#)

The previous years' results of the American Community Survey are released every fall. Survey estimates are released each year for areas of 65,000 or more people. For smaller areas, results are available in the form of 3-year and 5-year estimates.

Type: Enumerated

Length: 1

Answer List: TFAQ

Value:	Mnemonic:	Description:
1		Proceed with interview
2		Return to FAQ list

- Don't Know
- Refuse
- Empty

- On Input
- On Output

Array:

Skip Instructions: <1> [return to interview at last question displayed]
<2> [go to PURPOSE]

FAQ5

FAQ.FAQ5

Field

Description: How does this group quarters and its residents benefit by answering the American Community Survey?

Form Pane Label:

SAS Name:

Tag Name:

Inherited Universe:

Universe: PURPOSE = 5

Universe Description:

Question Text: [How does this group quarters and its residents benefit by answering the American Community Survey?](#)

The American Community Survey provides up-to-date information for your community. By responding to the American Community Survey you are helping your community to establish goals, identify problems and solutions, and measure the performance of programs. Communities need data about the well-being of children, families, and the elderly to provide services to them. These estimates are also used to decide where to locate new highways, schools, libraries, hospitals, and community centers, and to determine the goods and services its residents need.

Type: Enumerated

Length: 1

Answer List: TFAQ

Value:	Mnemonic:	Description:
1		Proceed with interview
2		Return to FAQ list

- Don't Know
- Refuse
- Empty

- On Input
- On Output

Array:

Skip Instructions: <1> [return to interview at last question displayed]
<2> [go to PURPOSE]

FAQ6

FAQ.FAQ6

Field

Description: Do the sampled group quarters and sampled residents have to answer the questions on the American Community Survey?

Form Pane Label:

SAS Name:

Tag Name:

Inherited Universe:

Universe: PURPOSE = 6

Universe Description:

Question Text: [Do the sampled group quarters and sampled residents have to answer the questions on the American Community Survey?](#)

Yes. You are required by law to answer the American Community Survey. Two provisions of Title 13, United States Code, require your participation. Section 221 of Title 13 makes it mandatory for individuals to participate in the American Community Survey, and Section 223 of Title 13 makes it mandatory for building owners and others to provide access to individuals in order to conduct the American Community Survey group quarters interviews. The same law protects the confidentiality of the information you provide. For more information about Title 13, you may visit the Census Bureau's website at <https://ask.census.gov> and select the topic: "American Community Survey: Must I respond?"

Type: Enumerated

Length: 1

Answer List: TFAQ

Value:	Mnemonic:	Description:
1		Proceed with interview
2		Return to FAQ list

- Don't Know
- Refuse
- Empty

- On Input
- On Output

Array:

Skip Instructions: <1> [return to interview at last question displayed]
<2> [go to PURPOSE]

FAQ7

FAQ.FAQ7

Field

Description: Why did you select this facility and how did I get selected?

Form Pane Label:

SAS Name:

Tag Name:

Inherited Universe:

Universe: PURPOSE = 7

Universe Description:

Question Text: Why did you select this facility and how did I get selected?

This GQ was selected from a sample of all GQs in your area. The GQ and individuals are randomly selected from this list each year, so we can not substitute another GQ for this one. One of the advantages of a random sample is that we can use it to measure the whole population without having to actually interview every person at every GQ. But in order for it to work, we cannot substitute sampled facilities or individuals - the sample has to be truly random. Your participation is very important if we're going to be able to produce accurate statistics from this survey.

Type: Enumerated

Length: 1

Answer List: TFAQ

Value:	Mnemonic:	Description:
1		Proceed with interview
2		Return to FAQ list

- Don't Know
- Refuse
- Empty

- On Input
- On Output

Array:

Skip Instructions: <1> [return to interview at last question displayed]

<2> [go to PURPOSE]

FAQ8

FAQ.FAQ8

Field

Description: How will the Census Bureau use the information the group quarters and sampled residents provide?

Form Pane Label:

SAS Name:

Tag Name:

Inherited Universe:

Universe: PURPOSE = 8

Universe Description:

Question Text: [How will the Census Bureau use the information the group quarters and sampled residents provide?](#)

By law, the Census Bureau can only use your responses to produce statistics. The Census Bureau is not permitted to publicly release your responses in a way that could identify you. Per the Federal Cybersecurity Enhancement Act of 2015, your data are protected from cybersecurity risks through screening of the systems that transmit your data. The Census Bureau will also use this information to improve the American Community Survey, ultimately resulting in even better data for your community and the nation.

Type: Enumerated

Length: 1

Answer List: TFAQ

Value:	Mnemonic:	Description:
1		Proceed with interview
2		Return to FAQ list

- Don't Know
- Refuse
- Empty

- On Input
- On Output

Array:

Skip Instructions: <1> [return to interview at last question displayed]
<2> [go to PURPOSE]

FAQ9

FAQ.FAQ9

Field

Description: Will the Census Bureau keep the group quarter facility and resident information confidential?

Form Pane Label:

SAS Name:

Tag Name:

Inherited Universe:

Universe: PURPOSE = 9

Universe Description:

Question Text: Will the Census Bureau keep the group quarter facility and resident information confidential?

Yes. The U.S. Census Bureau is required by law to keep your information confidential. The Census Bureau is not permitted to publicly release your responses in a way that could identify you. Per the Federal Cybersecurity Enhancement Act of 2015, your data are protected from cybersecurity risks through screening of the systems that transmit your data.

Type: Enumerated

Length: 1

Answer List: TFAQ

Value:	Mnemonic:	Description:
1		Proceed with interview
2		Return to FAQ list

- Don't Know
- Refuse
- Empty

- On Input
- On Output

Array:

Skip Instructions: <1> [return to interview at last question displayed]
<2> [go to PURPOSE]

Field

FAQ10
FAQ.FAQ10

Description: I am elderly, disabled, or otherwise unable to complete the American Community Survey questionnaire. What do I do?

Form Pane Label:

SAS Name:

Tag Name:

Inherited Universe:

Universe: PURPOSE = 10

Universe Description:

Question Text: [I am elderly, disabled, or otherwise unable to complete the American Community Survey questionnaire. What do I do?](#)

You may designate another person to help you or a Census Bureau representative may call you or may come to your house and assist you in completing the survey. Respondents may call 1-800-354-7271 for assistance. To produce the most accurate results, it is very important that every person selected for the survey participate.

Type: Enumerated

Length: 1

Answer List: TFAQ

Value:	Mnemonic:	Description:
1		Proceed with interview
2		Return to FAQ list

- Don't Know
- Refuse
- Empty

- On Input
- On Output

Array:

Skip Instructions: <1> [return to interview at last question displayed]
<2> [go to PURPOSE]

FAQ11

FAQ.FAQ11

Field

Description: Do I have to answer these questions every year?

Form Pane Label:

SAS Name:

Tag Name:

Inherited Universe:

Universe: PURPOSE = 11

Universe Description:

Question Text: [Do I have to answer these questions every year?](#)

No. Only a small sample of GQs is selected to participate in the American Community Survey. These GQs are selected at random and represent other GQs in the community. That is why it is so important that every sampled person from these sampled GQs respond to the survey.

Type: Enumerated

Length: 1

Answer List: TFAQ

Value:	Mnemonic:	Description:
1		Proceed with interview
2		Return to FAQ list

- Don't Know
- Refuse
- Empty

- On Input
- On Output

Array:

Skip Instructions: <1> [return to interview at last question displayed]
<2> [go to PURPOSE]

Field

FAQ12
FAQ.FAQ12

Description: Why does the American Community Survey ask one question about race and another question about Hispanic origin?

Form Pane Label:

SAS Name:

Tag Name:

Inherited Universe:

Universe: PURPOSE = 12

Universe Description:

Question Text: [Why does the American Community Survey ask one question about race and another question about Hispanic origin?](#)

Race and Hispanic origin (or ethnicity) are considered distinct concepts and, therefore, require separate questions in censuses and surveys. Hispanics or Latinos may be of any race. The Office of Management and Budget issues the standards governing the collection of data on race and ethnicity and all federal agencies, including the Census Bureau, must follow these standards.

Type: Enumerated

Length: 1

Answer List: TFAQ

Value:	Mnemonic:	Description:
1		Proceed with interview
2		Return to FAQ list

- Don't Know
- Refuse
- Empty

- On Input
- On Output

Array:

Skip Instructions: <1> [return to interview at last question displayed]
<2> [go to PURPOSE]

FAQ13

FAQ.FAQ13

Field

Description: Where can the facility and its residents get assistance or find more information about the American Community Survey?

Form Pane Label:

SAS Name:

Tag Name:

Inherited Universe:

Universe: PURPOSE = 13

Universe Description:

Question Text: [Where can the facility and its residents get assistance or find more information about the American Community Survey?](#)

You can contact the Census Bureau's regional office nearest you as listed below:

Census Bureau Regional Offices

Atlanta, GA 1-800-424-6974 (ext. 53955)

Chicago, IL 1-800-865-6384 (ext. 1)

Denver, CO 1-888-209-7659

Los Angeles, CA 1-800-992-3530 (ext. 1)

New York, NY 1-800-991-2520 (ext. 1)

Philadelphia, PA 1-866-238-1374

For more information about the American Community Survey, or to obtain survey results from past years, we encourage you to visit our website at: www.census.gov/acs

You may also contact us by calling 301-763-INFO (4636), or by visiting, or by mail at the following address:

Paperwork Project

U.S. Census Bureau

4600 Silver Hill Road, ADDC-4H277

Washington, DC 20233-7500

Or you may e-mail comments to acso.pra@census.gov. Use "Paperwork Project" in the subject line.

Type: Enumerated
Length: 1

Answer List: TFAQ

Value:	Mnemonic:	Description:
1		Proceed with interview
2		Return to FAQ list

- Don't Know
- Refuse
- Empty

- On Input
- On Output

Array:

Skip Instructions: <1> [return to interview at last question displayed]
<2> [go to PURPOSE]

PURPOSEPR
FAQ.PURPOSEPR

Field

Description: List of Puerto Rico Frequently Asked Questions

Form Pane Label:

SAS Name: PURPOSE_PR

Tag Name: PURPOSE_PR

Inherited Universe:

Universe: IF PR flag = 1 show PR FAQs tab
IF (Shift + F2) OR
(mouse click = FAQ tab) OR
PRCSFAQ1 = 2 OR
PRCSFAQ2 = 2 OR
PRCSFAQ3 = 2 OR
PRCSFAQ4 = 2 OR
PRCSFAQ5 = 2 OR
PRCSFAQ6 = 2 OR
PRCSFAQ7 = 2 OR
PRCSFAQ8 = 2

Universe Description: List of Frequently Asked Questions

Question Text: ** FREQUENTLY ASKED QUESTIONS**

Type: Enumerated

Length: 1

Answer List: TPURPOSE_PR

Value:	Mnemonic:	Description:
1		What is the Puerto Rico Community Survey?
2		Do the sampled group quarters and individuals have to answer the questions on the Puerto Rico Community Survey?
3		Do I have to answer these questions every year?
4		Why did you select this group quarters facility and how did I get selected?
5		How do I benefit by answering the Puerto Rico Community Survey?
6		When will the results of the survey be available?
7		Will the Census Bureau keep my information confidential?
8		Where can I get assistance or find more information about the Puerto Rico Community Survey?

- Don't Know
- Refuse
- Empty

- On Input
- On Output

Store Instructions: FAQs
1 - 8

Array:

Special Instructions: If RT 8500 REMAK=1 and Mode=0, make option 5 inactive using a light color font and add a hard error. Please note this is not needed for CATI or TQA.

CHECKS Associated with this Variable: HARDPURPOSE

Skip Instructions: <1> [go to PRCSFAQ1]
<2> [go to PRCSFAQ2]
<3> [go to PRCSFAQ3]
<4> [go to PRCSFAQ4]
<5> [go to PRCSFAQ5]
<6> [go to PRCSFAQ6]
<7> [go to PRCSFAQ7]
<8> [go to PRCSFAQ8]
<9> [return to interview at last question displayed]

PRCSFAQ1

FAQ.PRCsFAQ1

Field

Description: What is the Puerto Rico Community Survey?

Form Pane Label:

SAS Name:

Tag Name:

Inherited Universe:

Universe: PURPOSE_PR = 1

Universe Description:

Question Text: [What is the Puerto Rico Community Survey?](#)

The Puerto Rico Community Survey is part of the decennial census program. It is a survey that collects and produces statistical information about the current social, economic, and housing characteristics of Puerto Rico. The Puerto Rico Community Survey provides this information each year. Previously, this information was available only once every 10 years when the U.S. Census Bureau conducted the decennial census.

Type: Enumerated

Length: 1

Answer List: TFAQ

Value:	Mnemonic:	Description:
1		Proceed with interview
2		Return to FAQ list

- Don't Know
- Refuse
- Empty

- On Input
- On Output

Array:

Skip Instructions: <1> [return to interview at last question displayed]
<2> [go to PURPOSE_PR]

Field

PRCSFAQ2
FAQ.PRCSFAQ2

Description: Do the sampled group quarters and individuals have to answer the questions on the Puerto Rico Community Survey?

Form Pane Label:

SAS Name:

Tag Name:

Inherited Universe:

Universe: PURPOSE_PR = 2

Universe Description:

Question Text: [Do the sampled group quarters and individuals have to answer the questions on the Puerto Rico Community Survey?](#)

Yes. Your facility participation and your response to this survey is required by law (Title 13, United States Code, Sections 141, 193, and 221). The Census Bureau estimates the survey will take about 25 minutes to complete. Send comments regarding this burden estimate or any other aspect of this collection of information, including suggestions for reducing this burden, to: Paperwork Reduction Project, U.S. Census Bureau, 4600 Silver Hill Road, ADDC-4H277, Washington, DC 20233. You may e-mail comments to acso.pra@census.gov; use "Paperwork Project" as the subject.

The U.S. Office of Management and Budget (OMB) approved this survey and gave it OMB approval No. 0607-0810. Displaying this number shows that the Census Bureau is authorized to conduct this survey. Please use this number in any correspondence concerning this survey. Respondents are not required to respond to any information collection unless it displays a valid approval number from the OMB.

Type: Enumerated

Length: 1

Answer List: TFAQ

Value:	Mnemonic:	Description:
1		Proceed with interview
2		Return to FAQ list

- Don't Know
- Refuse
- Empty

- On Input
- On Output

Array:

Skip Instructions: <1> [return to interview at last question displayed]
<2> [go to PURPOSE_PR]

Field

PRCSFAQ3
FAQ.PRCFAQ3

Description: Do I have to answer these questions every year?

Form Pane Label:

SAS Name:

Tag Name:

Inherited Universe:

Universe: PURPOSE_PR = 3

Universe Description:

Question Text: [Do I have to answer these questions every year?](#)

A random sample of group quarters (GQ) facilities in Puerto Rico and a random sample of the people staying at these sampled facilities are selected each year to participate in the Puerto Rico Community Survey. You will not be asked to complete the Puerto Rico Community Survey GQ questionnaire every year. You will be asked to complete the survey information only when you are randomly selected from all people staying at a sampled GQ. It is important that each sampled person respond to this mandatory survey so that the Census Bureau can produce characteristics about the GQ populations in your community and in Puerto Rico each year.

Type: Enumerated

Length: 1

Answer List: TFAQ

Value:	Mnemonic:	Description:
1		Proceed with interview
2		Return to FAQ list

- Don't Know
- Refuse
- Empty

- On Input
- On Output

Array:

Skip Instructions: <1> [return to interview at last question displayed]
<2> [go to PURPOSE_PR]

Field

PRCSFAQ4
FAQ.PRCFAQ4

Description: Why did you select this group quarters facility and how did I get selected?

Form Pane Label:

SAS Name:

Tag Name:

Inherited Universe:

Universe: PURPOSE_PR = 4

Universe Description:

Question Text: Why did you select this group quarters facility, and how did I get selected?

This GQ was selected from a sample of all GQs in your area. The GQ and individuals are randomly selected from this list each year, so we can not substitute another GQ for this one. One of the advantages of a random sample is that we can use it to measure the whole population without having to actually interview every person at every GQ. But in order for it to work, we cannot substitute sampled facilities or individuals - the sample has to be truly random. Your participation is very important if we're going to be able to produce accurate statistics from this survey.

Type: Enumerated

Length: 1

Answer List: TFAQ

Value:	Mnemonic:	Description:
1		Proceed with interview
2		Return to FAQ list

- Don't Know
- Refuse
- Empty

- On Input
- On Output

Array:

Skip Instructions: <1> [return to interview at last question displayed]

<2> [go to PURPOSE_PR]

Field

PRCSFAQ5
FAQ.PRCFAQ5

Description: How do I benefit by answering the Puerto Rico Community Survey?

Form Pane Label:

SAS Name:

Tag Name:

Inherited Universe:

Universe: PURPOSE_PR = 5

Universe Description:

Question Text: [How do I benefit by answering the Puerto Rico Community Survey?](#)

Federal agencies and communities in Puerto Rico say that they do not have the up-to-date information they need to better understand community issues, respond to needs, and allocate programs and resources. As one community leader stated, "Guessing is always fun, but seldom effective."

By responding to the Puerto Rico Community Survey questionnaire, you are helping your community establish community goals, identify community problems and solutions, locate facilities and programs, and measure the performance of programs.

The Puerto Rico Community Survey estimates are used by:

- Local governments for budgeting, evaluating programs, and planning for community development projects.
- Community programs, such as those for the elderly, scouts, libraries, banks, hospitals, and other community organizations, to provide services to the community and to locate buildings, services, and programs.
- Transportation planners who use journey-to-work information when deciding to build new roads or add capacity to existing roads; and to develop transit systems, such as light rail or subways, by projecting future ridership.

Type: Enumerated

Length: 1

Answer List: TFAQ

Value:	Mnemonic:	Description:
1		Proceed with interview

2

Return to FAQ list

- Don't Know
- Refuse
- Empty

- On Input
- On Output

Array:

Skip Instructions: <1> [return to interview at last question displayed]
<2> [go to PURPOSE_PR]

Field

PRCSFAQ6
FAQ.PRCFAQ6

Description: When will the results of the survey be available?

Form Pane Label:

SAS Name:

Tag Name:

Inherited Universe:

Universe: PURPOSE_PR = 6

Universe Description:

Question Text: [When will the results of the survey be available?](#)

The previous years' results of the Puerto Rico Community Survey are released every Fall. Survey estimates are released each year for areas of 65,000 or more people. For smaller areas, results are available in the form of 3-year and 5-year estimates.

Type: Enumerated

Length: 1

Answer List: TFAQ

Value:	Mnemonic:	Description:
1		Proceed with interview
2		Return to FAQ list

- Don't Know
- Refuse
- Empty

- On Input
- On Output

Array:

Skip Instructions: <1> [return to interview at last question displayed]
<2> [go to PURPOSE_PR]

PRCSFAQ7

FAQ.PRCFAQ7

Field

Description: Will the Census Bureau keep my information confidential?

Form Pane Label:

SAS Name:

Tag Name:

Inherited Universe:

Universe: PURPOSE_PR = 7

Universe Description:

Question Text: [Will the Census Bureau keep my information confidential?](#)

Yes. Your answers are confidential by law under Title 13, United States Code, Section 9. This law specifies that the Census Bureau can use the information provided by the facility and residents for statistical purposes only and cannot publish or release information that would identify any group quarters or individual.

Type: Enumerated

Length: 1

Answer List: TFAQ

Value:	Mnemonic:	Description:
1		Proceed with interview
2		Return to FAQ list

- Don't Know
- Refuse
- Empty

- On Input
- On Output

Array:

Skip Instructions: <1> [return to interview at last question displayed]
<2> [go to PURPOSE_PR]

Field

PRCSFAQ8
FAQ.PRCsFAQ8

Description: Where can I find more information about the Puerto Rico Community Survey or get assistance?

Form Pane Label:

SAS Name:

Tag Name:

Inherited Universe:

Universe: PURPOSE_PR = 8

Universe Description:

Question Text: [Where can I get assistance or find more information about the Puerto Rico Community Survey?](#)

For questions or assistance with completing this survey, telephone the Census Bureau's New York Regional Office at 1-800-991-2520 (ext.1).

For more information about the Puerto Rico Community Survey, we encourage you to visit our website at:

[census.gov/acs](https://www.census.gov/acs)

or contact us by mail at the following address:

**American Community Survey
U.S. Census Bureau
4600 Silver Hill Road
Washington, DC 20233-7500**

Type: Enumerated

Length: 1

Answer List: TFAQ

Value:	Mnemonic:	Description:
1		Proceed with interview
2		Return to FAQ list

Don't Know

- Refuse
- Empty

- On Input
- On Output

Array:

Skip Instructions: <1> [return to interview at last question displayed]
<2> [go to PURPOSE_PR]

Field

PURPOSEC
FAQ.PURPOSEC

Description: List of Census 2020 Frequently Asked Questions

Form Pane Label:

SAS Name: PURPOSEC

Tag Name: PURPOSEC

Inherited Universe:

Universe: IF (mouse click = Census 2020 FAQ tab) OR

FAQC1 = 2 OR

FAQC2 = 2 OR

FAQC3 = 2 OR

FAQC4 = 2 OR

FAQC5 = 2 OR

FAQC6 = 2

Universe Description: List of Census 2020 Frequently Asked Questions

Question Text: ****FREQUENTLY ASKED QUESTIONS****

Type: Enumerated

Length: 1

Answer List: TPURPOSEC

Value:	Mnemonic:	Description:
1		Will the American Community Survey be conducted during the 2020 Census?
2		Why was I contacted for both the 2020 Census and the American Community Survey?
3		Do I have to respond to the 2020 Census and the American Community Survey?
4		Why can't you take my answers from the 2020 Census for the American Community Survey or vice versa?
5		Can you take my 2020 Census information also?
6		Return to Interview

- Don't Know
- Refuse
- Empty

- On Input
- On Output

Store Instructions: FAQs
1 - 6

Array:

Skip Instructions: <1> [go to FAQC1]
<2> [go to FAQC2]
<3> [go to FAQC3]
<4> [go to FAQC4]
<5> [go to FAQC5]
<6> [return to interview at last question displayed]

Field

FAQC1
FAQ.FAQC1

Description: ACS during 2020 Census?

Form Pane Label:

SAS Name: PURPOSEC1

Tag Name: PURPOSEC1

Inherited Universe:

Universe: PURPOSEC = 1

Universe Description: ACS during 2020 Census?

Question Text: [WILL THE AMERICAN COMMUNITY SURVEY BE CONDUCTED DURING THE 2020 CENSUS?](#)

Yes, the American Community Survey will be conducted throughout 2020. The American Community Survey is an ongoing survey that collects detailed population and housing information from a sample of households and group quarters (GQ) facilities each month. If you receive both the American Community Survey and the 2020 Census this year, you need to respond to both.

Type: Enumerated

Length: 1

Answer List: TFAQC

Value:	Mnemonic:	Description:
1		Proceed with interview
2		Return to Census 2020 FAQ list

- Don't Know
- Refuse
- Empty

- On Input
- On Output

Store Instructions: FAQs

1, 2

Array:

Skip Instructions: <1> [return to interview at last question displayed]
<2> [go to PURPOSEC]

Field

FAQC2
FAQ.FAQC2

Description: Contacted for both?

Form Pane Label:

SAS Name: PURPOSEC2

Tag Name: PURPOSEC2

Inherited Universe:

Universe: PURPOSEC = 2

Universe Description: Why did I receive the ACS and 2020 Census?

Question Text: [WHY WAS I CONTACTED FOR BOTH THE 2020 CENSUS AND THE AMERICAN COMMUNITY SURVEY?](#)

Every household, as well as every resident of group quarters (such as college and university student housing, nursing facilities, military quarters, group homes, correctional facilities), will receive the 2020 Census so that we can provide an official count of the entire U.S. population to Congress.

Some addresses and group quarters facilities, including yours, will also receive the American Community Survey this year. The American Community Survey asks questions about topics not on the census, such as education, employment, and transportation, and provides communities with up-to-date information every year.

Your responses to both the 2020 Census and the American Community Survey will help your community get its fair share of federal funding. Your response to both is also required by law.

Type: Enumerated

Length: 1

Answer List: TFAQC

Value:	Mnemonic:	Description:
1		Proceed with interview
2		Return to Census 2020 FAQ list

- Don't Know
 Refuse

Empty

On Input

On Output

Store Instructions: FAQs

1, 2

Array:

Skip Instructions: <1> [return to interview at last question displayed]

<2> [go to PURPOSEC]

Field

FAQC3
FAQ.FAQC3

Description: Respond to ACS and 2020 Census?

Form Pane Label:

SAS Name: PURPOSEC3

Tag Name: PURPOSEC3

Inherited Universe:

Universe: PURPOSEC = 3

Universe Description: Do I have to respond to ACS and 2020 Census?

Question Text: [DO I HAVE TO RESPOND TO THE 2020 CENSUS AND THE AMERICAN COMMUNITY SURVEY?](#)

Yes, you are required by law to respond to both the American Community Survey and the 2020 Census. Your responses will help your community get its fair share of federal funding. The data can help leaders make planning decisions about education, transportation, senior services, and more.

Type: Enumerated

Length: 1

Answer List: TFAQC

Value:	Mnemonic:	Description:
1		Proceed with interview
2		Return to Census 2020 FAQ list

- Don't Know
- Refuse
- Empty

- On Input
- On Output

Store Instructions: FAQs
1, 2

Array:

Skip Instructions: <1> [return to interview at last question displayed]

<2> [go to PURPOSEC]

Field

FAQC4
FAQ.FAQC4

Description: Use 2020 Census answers for ACS?

Form Pane Label:

SAS Name: PURPOSEC4

Tag Name: PURPOSEC4

Inherited Universe:

Universe: PURPOSEC = 4

Universe Description: Use my 2020 Census Answers for ACS?

Question Text: CAN YOU USE MY 2020 CENSUS ANSWERS FOR THE AMERICAN COMMUNITY SURVEY?

No, your answers to the 2020 Census cannot be used for the American Community Survey. The American Community Survey asks questions about topics not on the 2020 Census, such as education, employment, health insurance, and transportation.

Type: Enumerated

Length: 1

Answer List: TFAQC

Value:	Mnemonic:	Description:
1		Proceed with interview
2		Return to Census 2020 FAQ list

- Don't Know
- Refuse
- Empty

- On Input
- On Output

Store Instructions: FAQs
1, 2

Array:

Skip Instructions: <1> [return to interview at last question displayed]

<2> [go to PURPOSEC]

Field

FAQC5
FAQ.FAQC5

Description: Take my 2020 Census info.also?

Form Pane Label:

SAS Name: PURPOSEC5

Tag Name: PURPOSEC5

Inherited Universe:

Universe: PURPOSEC = 5

Universe Description: Take my 2020 Census information also?

Question Text: CAN YOU TAKE MY 2020 CENSUS INFORMATION ALSO?

No, the American Community Survey cannot collect your 2020 Census information.

Type: Enumerated

Length: 1

Answer List: TFAQC

Value:	Mnemonic:	Description:
1		Proceed with interview
2		Return to Census 2020 FAQ list

- Don't Know
- Refuse
- Empty

- On Input
- On Output

Store Instructions: FAQs
1, 2

Array:

Skip Instructions: <1> [return to interview at last question displayed]
<2> [go to PURPOSEC]

FCLANGUAGE_Tab

FCLANGUAGE_Tab

Block

Description: Language identification card

Tab Name:

Fly Over Name:

Universe Type: If

Inherited Universe:

Universe: Jump Menu (F4)
OR point-click FCLANG Parallel Tab

Universe Description:

Array:

Block Instructions: Available immediately upon reentry into the case. Available at all times.

Field

FCLANGUAGE
FCLANGUAGE_Tab.FCLANGUAGE

Description: Language Identification Flashcard link

Form Pane Label: Languagecard

SAS Name:

Tag Name:

Inherited Universe:

Universe:

Universe Description:

Question Text:  Language Identification Flashcard

Select the document LINK or press 1 to continue with the interview

Type: Enumerated

Length: 1

Answer List: TContinue

Value:	Mnemonic:	Description:
1		Enter 1 to continue

- Don't Know
- Refuse
- Empty

- On Input
- On Output

Array:

Skip Instructions: <1,D,R> [goto Main Path]

Job Aids Tab

Block

Job Aids Tab

Description: Links to Letters

Tab Name:

Fly Over Name:

Universe Type: If

Inherited Universe:

Universe: If point-click Job Aids tab
OR Jump Menu(F4)

Universe Description:

Array:

Block Instructions: Available immediately upon reentry into the case. Available at all times.

Field

LETTERS
Job Aids Tab.LETTERS

Description: Letter Links

Form Pane Label: Letters

SAS Name:

Tag Name:

Inherited Universe:

Universe: point-click Job_Aid_Tab OR Jump Menu (F4)

Universe Description:

Question Text: [📄 FERPA Letter from U.S. Department of Education](#)
[📄 HIPAA Letter from U.S. Department of Health and Human Services](#)
[📄 Job Corps Center Letter from U.S. Department of Labor](#)
[📄 Letter to Military Facilities from U.S. Department of Defense](#)

Select the document LINK or press 1 to continue with the interview

Type: Enumerated

Length: 1

Answer List: TContinue

Value:	Mnemonic:	Description:
1		Enter 1 to continue

- Don't Know
- Refuse
- Empty

- On Input
- On Output

Array:

Skip Instructions: <1,D,R> [goto Main Path]

GQ_Defs

GQ_Defs

Block

Description:

Tab Name:

Fly Over Name:

Universe Type: lf

Inherited Universe:

Universe:

Universe Description:

Array:

Block Instructions:

Field

GQ_Types
GQ_Defs.GQ_Types

Description: GQ Type Code

Form Pane Label: GQ Type Code

SAS Name:

Tag Name:

Inherited Universe:

Universe: F3 OR

Jump Menu (F4) OR
point-click GQ Defs Tab OR
DEF101 = 2 OR
DEF102 = 2 OR
DEF103 = 2 OR
DEF104 = 2 OR
DEF105 = 2 OR
DEF106 = 2 OR
DEF201 = 2 OR
DEF202 = 2 OR
DEF203 = 2 OR
DEF301 = 2 OR
DEF401 = 2 OR
DEF402 = 2 OR
DEF403 = 2 OR
DEF404 = 2 OR
DEF405 = 2 OR
DEF501 = 2 OR
DEF601 = 2 OR
DEF602 = 2 OR
DEF701 = 2 OR
DEF801 = 2 OR
DEF802 = 2 OR
DEF901 = 2 OR
DEF902 = 2

Universe Description:

Question Text: A group quarters is a place where people live or stay, in a group living arrangement, that is owned or managed by an entity or organization providing housing and/or services for the residents. This is not a typical household-type living arrangement. These services may include custodial or medical care as well as other types of assistance, and residency is commonly restricted to those receiving these services. People living in group quarters are usually not related to each other. Group quarters include such places as college residence halls, residential treatment centers, skilled nursing facilities, group homes,

military barracks, correctional facilities, and workers' dormitories.

Choose a GQ Type Code from the list to see its definition.

Type: Enumerated
Length: 3

Answer List: TGQDEFS

Value:	Mnemonic:	Description:
101		Federal Detention Centers
102		Federal Prisons
103		State Prisons
104		Local Jails and Other Municipal Confinement Facilities
105		Correctional Residential Facilities
106		Military Disciplinary Barracks and Jails
201		Group Homes for Juveniles (non-correctional)
202		Residential Treatment Centers for Juveniles (non-correctional)
203		Correctional Facilities Intended for Juveniles
301		Nursing Facilities/Skilled Nursing Facilities
401		Mental (Psychiatric) Hospitals and Psychiatric Units in Other Hospitals
402		Hospitals With Patients Who Have No Usual Home Elsewhere
403		In-Patient Hospice Facilities
404		Military Treatment Facilities with Assigned Patients
405		Residential Schools for People with Disabilities
501		College/University Student Housing
601		Military Quarters
602		Military Ships
701		Emergency and Transitional Shelters (with sleeping facilities) for People Experiencing Homelessness
801		Group Homes Intended for Adults (non-correctional)
802		Residential Treatment Centers for Adults (non-correctional)
901		Workers' Group Living Quarters and Job Corps Centers
902		Religious group quarters

- Don't Know
- Refuse
- Empty

- On Input
- On Output

Array:

Skip Instructions: <101> DEF101
<102, 103> DEF103
<104> DEF104
<105> DEF105
<106> DEF106
<201> DEF201
<202> DEF202
<203> DEF203
<301> DEF301
<401> DEF401
<402> DEF402
<403> DEF403
<404> DEF404
<405> DEF405
<501> DEF501
<601, 602> DEF601
<701> DEF701
<801> DEF801
<802> DEF802
<901> DEF901
<902> DEF902

DEF101

Field

GQ_Defs.DEF101

Description: Federal Detention Centers

Form Pane Label:

SAS Name:

Tag Name:

Inherited Universe:

Universe: GQ_Types = 101

Universe Description:

Question Text: Federal Detention Centers

Stand alone, generally multi-level, federally operated correctional facilities that provide "short-term" confinement or custody of adults pending adjudication or sentencing. These facilities may hold pretrial detainees, holdovers, sentenced offenders, and Immigration and Customs Enforcement (ICE) inmates, formerly called Immigration and Naturalization Service (INS) inmates. These facilities include: Metropolitan Correctional Centers (MCCs), Metropolitan Detention Centers (MDCs), Federal Detention Centers (FDCs), Bureau of Indian Affairs Detention Centers, ICE Service Processing Centers, and ICE contract detention facilities.

Type: Enumerated

Length: 1

Answer List: TDEF

Value:	Mnemonic:	Description:
1		Proceed with interview
2		Return to GQ Type code definitions list

- Don't Know
- Refuse
- Empty

- On Input
- On Output

Array:

Skip Instructions: <1> [return to interview at last question displayed]
<2> [go to GQ_Types]

DEF103

Field

GQ_Defs.DEF103

Description: Federal and State Prisons

Form Pane Label:

SAS Name:

Tag Name:

Inherited Universe:

Universe: GQ_Types = 102 OR 103

Universe Description:

Question Text: Federal and State Prisons

Adult correctional facilities where people convicted of crimes serve their sentences. Common names include: prison, penitentiary, correctional institution, federal or state correctional facility, and conservation camp. The prisons are classified by two types of control: (1) "federal" (operated by or for the Bureau of Prisons of the Department of Justice) and (2) "state." Residents who are forensic patients or criminally insane are classified on the basis of where they resided at the time of interview. Patients in hospitals (units, wings, or floors) operated by or for federal or state correctional authorities are interviewed in the prison population. Other forensic patients will be interviewed in psychiatric hospital units and floors for long-term non-acute patients. This category may include privately operated correctional facilities.

Type: Enumerated

Length: 1

Answer List: TDEF

Value:	Mnemonic:	Description:
1		Proceed with interview
2		Return to GQ Type code definitions list

- Don't Know
- Refuse
- Empty

- On Input
- On Output

Array:

Skip Instructions: <1> [return to interview at last question displayed]
<2> [go to GQ_Types]

DEF104

Field

GQ_Defs.DEF104

Description: Local Jails and Other Municipal Confinement Facilities**Form Pane Label:****SAS Name:****Tag Name:****Inherited Universe:****Universe:** GQ_Types = 104**Universe Description:****Question Text:** Local Jails and Other Municipal Confinement Facilities

Correctional facilities operated by or for counties, cities, and American Indian and Alaska Native tribal governments. These facilities hold adults detained pending adjudication and/or people committed after adjudication. This category also includes work farms and camps used to hold people awaiting trial or serving time on relatively short sentences. Residents who are forensic patients or criminally insane are classified on the basis of where they resided at the time of interview. Patients in hospitals (units, wings, or floors) operated by or for local correctional authorities are counted in the jail population. Other forensic patients will be interviewed in psychiatric hospital units and floors for long-term non-acute patients. This category may include privately operated correctional facilities.

Type: Enumerated**Length:** 1**Answer List:** TDEF

Value:	Mnemonic:	Description:
1		Proceed with interview
2		Return to GQ Type code definitions list

- Don't Know
- Refuse
- Empty

- On Input
- On Output

Array:

Skip Instructions: <1> [return to interview at last question displayed]
<2> [go to GQ_Types]

DEF105

Field

GQ_Defs.DEF105

Description: Correctional Residential Facilities**Form Pane Label:****SAS Name:****Tag Name:****Inherited Universe:****Universe:** GQ_Types = 105**Universe Description:****Question Text:** Correctional Residential Facilities

These are community-based facilities operated for correctional purposes. The facility residents may be allowed extensive contact with the community, such as for employment or attending school, but are obligated to occupy the premises at night. Examples are halfway houses, restitution centers, and prerelease, work release, and study centers.

Type: Enumerated**Length:** 1**Answer List:** TDEF

Value:	Mnemonic:	Description:
1		Proceed with interview
2		Return to GQ Type code definitions list

- Don't Know
- Refuse
- Empty

- On Input
- On Output

Array: **Skip Instructions:** <1> [return to interview at last question displayed]
<2> [go to GQ_Types]

Field

DEF106
GQ_Defs.DEF106

Description: Military Disciplinary Barracks and Jails

Form Pane Label:

SAS Name:

Tag Name:

Inherited Universe:

Universe: GQ_Types = 106

Universe Description:

Question Text: Military Disciplinary Barracks and Jails

Correctional facilities managed by the military to hold those awaiting trial or convicted of crimes.

Type: Enumerated

Length: 1

Answer List: TDEF

Value:	Mnemonic:	Description:
1		Proceed with interview
2		Return to GQ Type code definitions list

- Don't Know
- Refuse
- Empty

- On Input
- On Output

Array:

Skip Instructions: <1> [return to interview at last question displayed]
<2> [go to GQ_Types]

DEF201

Field

GQ_Defs.DEF201

Description: Group Homes for Juveniles (non-correctional)**Form Pane Label:****SAS Name:****Tag Name:****Inherited Universe:****Universe:** GQ_Types = 201**Universe Description:****Question Text:** Group Homes for Juveniles (non-correctional)

Includes community-based group living arrangements for youth in residential settings that are able to accommodate three or more clients of a service provider. The group home provides room and board and services, including behavioral, psychological, or social programs. Generally, clients are not related to the care giver or to each other. Examples are maternity homes for unwed mothers, orphanages, and homes for abused and neglected children in need of services. Group homes for juveniles do not include residential treatment centers for juveniles or group homes operated by or for correctional authorities.

Type: Enumerated**Length:** 1**Answer List:** TDEF

Value:	Mnemonic:	Description:
1		Proceed with interview
2		Return to GQ Type code definitions list

- Don't Know
- Refuse
- Empty

- On Input
- On Output

Array:

Skip Instructions: <1> [return to interview at last question displayed]
<2> [go to GQ_Types]

DEF202

Field

GQ_Defs.DEF202

Description: Residential Treatment Centers for Juveniles (non-correctional)

Form Pane Label:

SAS Name:

Tag Name:

Inherited Universe:

Universe: GQ_Types = 202

Universe Description:

Question Text: Residential Treatment Centers for Juveniles (non-correctional)

Includes facilities that primarily serve youth that provide services on-site in a highly structured live-in environment for the treatment of drug/alcohol abuse, mental illness, and emotional/behavioral disorders. These facilities are staffed 24-hours a day. The focus of a residential treatment center is on the treatment program. Residential treatment centers for juveniles do not include facilities operated by or for correctional authorities.

Type: Enumerated

Length: 1

Answer List: TDEF

Value:	Mnemonic:	Description:
1		Proceed with interview
2		Return to GQ Type code definitions list

- Don't Know
- Refuse
- Empty

- On Input
- On Output

Array:

Skip Instructions: <1> [return to interview at last question displayed]
<2> [go to GQ_Types]

Field

DEF203
GQ_Defs.DEF203

Description: Correctional Facilities Intended for Juveniles

Form Pane Label:

SAS Name:

Tag Name:

Inherited Universe:

Universe: GQ_Types = 203

Universe Description:

Question Text: Correctional Facilities Intended for Juveniles

Includes specialized facilities that provide strict confinement for its residents and detain juveniles awaiting adjudication, commitment or placement, and/or those being held for diagnosis or classification. Also included are correctional facilities where residents are permitted contact with the community, for purposes such as attending school or holding a job. Examples are residential training schools and farms, reception and diagnostic centers, group homes operated by or for correctional authorities, detention centers, and boot camps for juvenile delinquents.

Type: Enumerated

Length: 1

Answer List: TDEF

Value:	Mnemonic:	Description:
1		Proceed with interview
2		Return to GQ Type code definitions list

- Don't Know
- Refuse
- Empty

- On Input
- On Output

Array:

Skip Instructions: <1> [return to interview at last question displayed]

<2> [go to GQ_Types]

Field

DEF301
GQ_Defs.DEF301

Description: Nursing Facilities/Skilled Nursing Facilities

Form Pane Label:

SAS Name:

Tag Name:

Inherited Universe:

Universe: GQ_Types = 301

Universe Description:

Question Text: Nursing Facilities/Skilled-Nursing Facilities

Includes facilities licensed to provide medical care with seven day, twenty-four hour coverage for people requiring long-term non-acute care. People in these facilities require nursing care, regardless of age. Either of these types of facilities may be referred to as nursing homes.

Type: Enumerated

Length: 1

Answer List: TDEF

Value:	Mnemonic:	Description:
1		Proceed with interview
2		Return to GQ Type code definitions list

- Don't Know
- Refuse
- Empty

- On Input
- On Output

Array:

Skip Instructions: <1> [return to interview at last question displayed]
<2> [go to GQ_Types]

DEF401

Field

GQ_Defs.DEF401

Description: Mental (Psychiatric) Hospitals and Psychiatric Units in Other Hospitals**Form Pane Label:****SAS Name:****Tag Name:****Inherited Universe:****Universe:** GQ_Types = 401**Universe Description:****Question Text:** Mental (Psychiatric) Hospitals and Psychiatric Units in Other Hospitals

Includes psychiatric hospitals, units and floors for long-term non-acute care patients. The primary function of the hospital, unit, or floor is to provide diagnostic and treatment services for long-term non-acute patients who have psychiatric-related illness.

Type: Enumerated**Length:** 1**Answer List:** TDEF

Value:	Mnemonic:	Description:
1		Proceed with interview
2		Return to GQ Type code definitions list

- Don't Know
- Refuse
- Empty

- On Input
- On Output

Array: **Skip Instructions:** <1> [return to interview at last question displayed]
<2> [go to GQ_Types]

Field

DEF402
GQ_Defs.DEF402

Description: Hospitals With Patients Who Have No Usual Home Elsewhere

Form Pane Label:

SAS Name:

Tag Name:

Inherited Universe:

Universe: GQ_Types = 402

Universe Description:

Question Text: Hospitals with Patients Who Have No Usual Home Elsewhere

Includes hospitals if they have any patients who have no exit or disposition plan, or who are known as "boarder patients" or "boarder babies." All hospitals are eligible for inclusion in this category except psychiatric hospitals, units, wings or floors operated by federal, state or local correctional authorities. Patients in hospitals operated by these correctional authorities will be interviewed in the prison or jail population. Psychiatric units and hospice units in hospitals are also excluded. Only patients with no usual home elsewhere are interviewed in this category.

Type: Enumerated

Length: 1

Answer List: TDEF

Value:	Mnemonic:	Description:
1		Proceed with interview
2		Return to GQ Type code definitions list

- Don't Know
- Refuse
- Empty

- On Input
- On Output

Array:

Skip Instructions: <1> [return to interview at last question displayed]

<2> [go to GQ_Types]

Field

DEF403
GQ_Defs.DEF403

Description: In-Patient Hospice Facilities

Form Pane Label:

SAS Name:

Tag Name:

Inherited Universe:

Universe: GQ_Types = 403

Universe Description:

Question Text: In-Patient Hospice Facilities

Includes in-patient hospice facilities (both free-standing and units in hospitals) that provide palliative, comfort, and supportive care for the terminally ill patient and their families. All patients in these GQs are included in the ACS GQ sample.

Type: Enumerated

Length: 1

Answer List: TDEF

Value:	Mnemonic:	Description:
1		Proceed with interview
2		Return to GQ Type code definitions list

- Don't Know
- Refuse
- Empty

- On Input
- On Output

Array:

Skip Instructions: <1> [return to interview at last question displayed]
<2> [go to GQ_Types]

DEF404

Field

GQ_Defs.DEF404

Description: Military Treatment Facilities with Assigned Active Duty Patients

Form Pane Label:

SAS Name:

Tag Name:

Inherited Universe:

Universe: GQ_Types = 404

Universe Description:

Question Text: Military Treatment Facilities with Assigned Patients

These facilities include military hospitals and medical centers with active duty patients assigned to the facility. Only these patients are interviewed in this category.

Type: Enumerated

Length: 1

Answer List: TDEF

Value:	Mnemonic:	Description:
1		Proceed with interview
2		Return to GQ Type code definitions list

- Don't Know
- Refuse
- Empty

- On Input
- On Output

Array:

Skip Instructions: <1> [return to interview at last question displayed]
<2> [go to GQ_Types]

Field

DEF405
GQ_Defs.DEF405

Description: Residential Schools for People with Disabilities

Form Pane Label:

SAS Name:

Tag Name:

Inherited Universe:

Universe: GQ_Types = 405

Universe Description:

Question Text: Residential Schools for People with Disabilities

Includes schools that provide the teaching of skills for daily living, education programs, and care for students with disabilities in a live-in environment. Examples are residential schools for the physically or developmentally disabled.

Type: Enumerated

Length: 1

Answer List: TDEF

Value:	Mnemonic:	Description:
1		Proceed with interview
2		Return to GQ Type code definitions list

- Don't Know
- Refuse
- Empty

- On Input
- On Output

Array:

Skip Instructions: <1> [return to interview at last question displayed]
<2> [go to GQ_Types]

DEF501

Field

GQ_Defs.DEF501

Description: College/University Student Housing**Form Pane Label:****SAS Name:****Tag Name:****Inherited Universe:****Universe:** GQ_Types = 501**Universe Description:****Question Text:** College/University Student Housing

Includes residence halls, and other buildings, including apartment-style student housing, designed primarily to house college and university students in a group living arrangement either on or off campus. These facilities are owned, leased, or managed by a college, university, or seminary. Fraternity and sorority housing recognized by the college or university are included as college student housing.

Students attending the U.S. Naval Academy, the U.S. Military Academy (West Point), the U.S. Coast Guard Academy, and the U.S. Air Force Academy are counted in military group quarters.

Type: Enumerated**Length:** 1**Answer List:** TDEF

Value:	Mnemonic:	Description:
1		Proceed with interview
2		Return to GQ Type code definitions list

- Don't Know
- Refuse
- Empty

- On Input
- On Output

Array:

Skip Instructions: <1> [return to interview at last question displayed]
<2> [go to GQ_Types]

DEF601

Field

GQ_Defs.DEF601

Description: Military Quarters**Form Pane Label:****SAS Name:****Tag Name:****Inherited Universe:****Universe:** GQ_Types = 601 OR 602**Universe Description:****Question Text:** Military Quarters

These facilities include military personnel living in barracks (including "open" barrack transient quarters) and dormitories and military ships. Patients assigned to Military Treatment Facilities and people being held in military disciplinary barracks and jails are not interviewed in this category. Patients in Military Treatment Facilities with no usual home elsewhere are not interviewed in this category.

Type: Enumerated**Length:** 1**Answer List:** TDEF

Value:	Mnemonic:	Description:
1		Proceed with interview
2		Return to GQ Type code definitions list

- Don't Know
- Refuse
- Empty

- On Input
- On Output

Array: **Skip Instructions:** <1> [return to interview at last question displayed]
<2> [go to GQ_Types]

Field

DEF701
GQ_Defs.DEF701

Description: Emergency and Transitional Shelters (with sleeping facilities) for People Experiencing Homelessness

Form Pane Label:

SAS Name:

Tag Name:

Inherited Universe:

Universe: GQ_Types = 701

Universe Description:

Question Text: Emergency and Transitional Shelters (with Sleeping Facilities) for People Experiencing Homelessness

Facilities where people experiencing homelessness stay overnight. These include:

- 1) shelters that operate on a first-come, first-serve basis where people must leave in the morning and have no guaranteed bed for the next night;
- 2) shelters where people know that they have a bed for a specified period of time (even if they leave the building every day); and
- 3) shelters that provide temporary shelter during extremely cold weather (such as churches). This category does not include shelters that operate only in the event of a natural disaster.

Examples are emergency and transitional shelters; missions; hotels and motels used to shelter people experiencing homelessness; shelters for children who are runaways, neglected or experiencing homelessness; and similar places known to have people experiencing homelessness.

Type: Enumerated

Length: 1

Answer List: TDEF

Value:	Mnemonic:	Description:
1		Proceed with interview
2		Return to GQ Type code definitions list

Don't Know

- Refuse
- Empty

- On Input
- On Output

Array:

Skip Instructions: <1> [return to interview at last question displayed]
<2> [go to GQ_Types]

Field

DEF801
GQ_Defs.DEF801

Description: Group Homes Intended for Adults (non-correctional)

Form Pane Label:

SAS Name:

Tag Name:

Inherited Universe:

Universe: GQ_Types = 801

Universe Description:

Question Text: Group Homes Intended for Adults

Group homes are community-based group living arrangements in residential settings that are able to accommodate three or more clients of a service provider. The group home provides room and board and services, including behavioral, psychological, or social programs. Generally, clients are not related to the care giver or to each other. Group homes do not include residential treatment centers or facilities operated by or for correctional authorities.

Type: Enumerated

Length: 1

Answer List: TDEF

Value:	Mnemonic:	Description:
1		Proceed with interview
2		Return to GQ Type code definitions list

- Don't Know
- Refuse
- Empty

- On Input
- On Output

Array:

Skip Instructions: <1> [return to interview at last question displayed]
<2> [go to GQ_Types]

DEF802

Field

GQ_Defs.DEF802

Description: Residential Treatment Centers for Adults (non-correctional)**Form Pane Label:****SAS Name:****Tag Name:****Inherited Universe:****Universe:** GQ_Types = 802**Universe Description:****Question Text:** Residential Treatment Centers for Adults

Residential facilities that provide treatment on-site in a highly structured live-in environment for the treatment of drug/alcohol abuse, mental illness, and emotional/behavioral disorders. They are staffed 24-hours a day. The focus of a residential treatment center is on the treatment program. Residential treatment centers do not include facilities operated by or for correctional authorities.

Type: Enumerated**Length:** 1**Answer List:** TDEF

Value:	Mnemonic:	Description:
1		Proceed with interview
2		Return to GQ Type code definitions list

- Don't Know
- Refuse
- Empty

- On Input
- On Output

Array: **Skip Instructions:** <1> [return to interview at last question displayed]
<2> [go to GQ_Types]

Field

DEF901
GQ_Defs.DEF901

Description: Workers' Group Living Quarters and Job Corps Centers

Form Pane Label:

SAS Name:

Tag Name:

Inherited Universe:

Universe: GQ_Types = 901

Universe Description:

Question Text: Workers' Group Living Quarters and Job Corps Centers

Includes facilities such as dormitories, bunkhouses, and similar types of group living arrangements for agricultural and non-agricultural workers. This category also includes facilities that provide a full-time, year-round residential program offering a vocational training and employment program that helps young people 16-to-24 years old learn a trade, earn a high school diploma or GED and get help finding a job.

Examples are group living quarters at migratory farm worker camps, construction workers' camps, Job Corps centers, and vocational training facilities, and energy enclaves in Alaska.

Type: Enumerated

Length: 1

Answer List: TDEF

Value:	Mnemonic:	Description:
1		Proceed with interview
2		Return to GQ Type code definitions list

- Don't Know
- Refuse
- Empty

- On Input
- On Output

Array:

Skip Instructions: <1> [return to interview at last question displayed]
<2> [go to GQ_Types]

Field

DEF902
GQ_Defs.DEF902

Description: Religious group quarters (convents, monasteries, abbeys)

Form Pane Label:

SAS Name:

Tag Name:

Inherited Universe:

Universe: GQ_Types = 902

Universe Description:

Question Text: Religious Group Quarters

These are living quarters owned or operated by religious organizations that are intended to house their members in a group living situation. This category includes such places as convents, monasteries, and abbeys. Living quarters for students living or staying in seminaries are classified as college student housing not religious group quarters.

Type: Enumerated

Length: 1

Answer List: TDEF

Value:	Mnemonic:	Description:
1		Proceed with interview
2		Return to GQ Type code definitions list

- Don't Know
- Refuse
- Empty

- On Input
- On Output

Array:

Skip Instructions: <1> [return to interview at last question displayed]
<2> [go to GQ_Types]