





What should I do if I get a call claiming there's a problem with my Social Security number or account?



Online Service




Retirement



Disability



SSI



Medicare



my Social Security

Check out your *Social Security Statement*, change your address & manage your benefits online today.



Social Security Number

Your Social Security number remains your first and continuous link with Social Security.



How to Get Help

Learn how to get help from Social Security.



FAQs

Get answers to frequently asked questions about Social Security.

This is the main SSA page that individuals visit to find information about benefits and online services. From here, individuals can go to specific informational sections about Retirement, Disability, SSI, or Medicare.

Individuals selecting the section for SSI are directed to this page which provides information about the SSI program.

Supplemental Security Income (En español)

[Table of Contents](#)

[How to Apply](#)

[Other Ways to Apply](#)

[More about the program](#)

The Supplemental Security Income (SSI) program provides monthly payments to adults and children with a disability or blindness who have [income](#) and [resources](#) below specific financial limits. SSI payments are also made to people age 65 and older without disabilities who meet the financial qualifications.

You may be eligible to receive SSI monthly payments even if you are already receiving Social Security Disability Insurance or retirement benefits.

How to Apply

Tell us you want to apply or help someone else to apply

[Get Started](#)

Other Ways to Apply

Apply By Phone

Call us to make an appointment to file your application at 1-800-772-1213. If you are deaf or hard of hearing, you can call us at TTY 1-800-325-0778.

Apply Online

- [Start a disability claim online \(if age 18-64\)](#)
- [Start a child's disability claim online \(under age 18\)](#)

More about the program

[How SSI Works](#)

+

[Who is Eligible for SSI?](#)

+

[Helpful Information](#)

+

Individuals can select any of the categories on the section to the right to obtain additional information.

Individuals selecting the “Get Started” button are directed to the landing page to start the process (see last page)

Individuals also have an option to select other links within this page. Individuals can start an online disability claim (if age 18-64) by selecting the link here. They will be directed to the “Apply for Disability” page.

Individuals selecting the “Start a Child’s disability claim online (under age 18)” will be directed to the Supplemental Security Income (SSI) page (see next mockup).

The screenshot shows the Social Security website for Supplemental Security Income (SSI). The page has a dark blue header with the Social Security logo and navigation links for search, menu, languages, and sign in/up. Below the header, the page title is "Supplemental Security Income (in Spanish)".

On the left side, there is a "Table of Contents" section with four links: "How to Apply", "Other Ways to Apply", and "More about the program".

The main content area is divided into several sections:

- How to Apply:** A dark blue header with a light blue box containing the text "Tell us you want to apply or help someone else to apply" and a blue "Get Started" button.
- Other Ways to Apply:** A dark blue header with two sub-sections:
 - Apply By Phone:** Text stating "Call us to make an appointment to file your application at 1-800-772-1213. If you are deaf or hard of hearing, you can call us at TTY 1-800-325-0778."
 - Apply Online:** A list of two bullet points:
 - Start a disability claim online (if age 18-64)
 - Start a child's disability claim online (under age 18)
- More about the program:** A dark blue header with three sub-sections:
 - How SSI Works:** Text explaining that SSI is a Federal program funded by general tax revenues (not Social Security taxes) and provides monthly payments for food, clothing, and shelter. It notes that the base monthly federal amount varies by living arrangement and countable income.
 - Not everyone gets the same amount:** Text explaining that the amount varies based on state (more), other income (less), and household expenses (less).
 - You may be able to get SSI if your resources are worth \$2,000 or less:** Text stating that a couple may be able to get SSI if they have resources worth \$3,000 or less.
- Who is Eligible for SSI?:** A dark blue header with text stating "Anyone may apply for SSI. The SSI program provides monthly payments to people who:" followed by a list of eligibility criteria:
 - Are at least age 65 or blind or disabled.
 - Have limited income (wages, pensions, etc.).
 - Have limited resources (the things you own).
 - Are U.S. citizens, nationals of the U.S., or some noncitizens.
 - Reside in one of the 50 states, the District of Columbia, or the Northern Mariana Islands. **Exception:** The children of military parent(s) assigned to permanent duty outside the U.S. and certain students temporarily abroad may receive SSI payments outside the U.S.
- Helpful Information:** A dark blue header with a list of links:
 - Supplemental Security Income (SSI)
 - Understanding SSI
 - What you must report to us
 - Ways to Report Your Income for SSI
 - Other SSI topics
 - Achieving a Better Life Experience (ABLE)
 - SSI Publications
 - Nutrition Assistance Programs
 - Health Information from Department of Health and Human Services
 - Emergency Assistance for Homeowners and Renters

Individuals selecting the “Start a Child’s disability claim online (under age 18)” will be directed to this page to get specific information about SSI, to tell us they want to apply, and/or start the child disability report.



SSI Eligibility for Children

Children under age 18 can get SSI if they meet Social Security's definition of disability for children and there are limited income and resources in the household. Social Security defines a disability as:

- The child must have a physical or mental condition(s) that very seriously limits his or her activities; and
- The condition(s) must have lasted, or be expected to last, at least 1 year or result in death.

How to Apply

Tell us you want to apply for SSI for a child

[Get Started](#)

Other Ways to Apply

Apply By Phone

Call us to make an appointment to file an application at 1-800-772-1213. If you are deaf or hard of hearing, you can call us at TTY 1-800-325-0778.

Begin the Application Online

Applying for SSI requires 2 steps. You will need to complete the online Child Disability Report AND, with the help of a Social Security representative, complete an Application for SSI.

Step 1

TIP: Before completing the Child Disability Report, use our Child Disability Starter Kit to get answers to commonly asked questions about applying for SSI. The kit also includes a worksheet that will help you gather the information you need.

Fill out the online Child Disability Report

The report usually takes about an hour to complete and collects information about the child's disabling condition and how it affects their ability to function.

We will ask you to sign a form that gives the child's doctor(s) permission to give us information about their disability. We need this information so that we can make a decision on the child's claim. In some cases, if the child is over age 12, he or she must sign his or her own medical release.

Start the Child Disability Report

If you previously started a Child Disability Report for this child but did not finish it, you can use your re-entry number to return to your online Child Disability Report.

Step 2

After you submit a report, we will call you within 3-5 business days. Together, we will:

- Review the completed Child Disability Report.
- Discuss whether the income and resources of the household are within the allowed limits.
- Start the SSI application process.

Related Questions

How can I get ready for the disability interview?

- Review the disability starter kit. It includes a checklist and a worksheet to help you gather the information you need. Have this information with you at the time of the interview.

When you select “Get Started” above, this landing page appears. It provides information that we will request and an approximate timeframe it will take to complete the form. Individuals selecting “next” will enter the tool.

The screenshot shows the top portion of a web page. At the top is an orange banner with the text "▲ Coronavirus (COVID-19) Updates ▲". Below this is a blue banner with "Tax Season: What to know if you get Social Security or SSI". A green banner follows with "Learn about Emergency Assistance for Homeowners and Renters". The main header is dark blue, featuring the Social Security Administration logo and the text "Social Security" on the left, and "SEARCH", "MENU", "LANGUAGES", and "SIGN IN/UP" on the right. Below the header is a light beige section titled "Get Started to Apply for SSI". The main content area is white and contains the following text: "Tell us you want to apply for SSI and other benefits or help someone else to do so. This process takes about 5-10 minutes. We ask for basic information:" followed by a bulleted list: "• Name, date of birth, and Social Security number of the person interested in SSI", "• Mailing address, phone number, and email address (optional) for the person interested in SSI", and "• Your name, phone number, and email address (optional) if you are helping someone else". Below the list is a paragraph: "After you complete the online process, a Social Security representative schedules an appointment to help you apply for benefits. We will send the appointment date and time by mail (and email, if provided) within 7-14 business days to the person interested in applying.. In some cases, a Social Security representative may call to schedule the appointment." At the bottom of this section is a blue button labeled "Next".