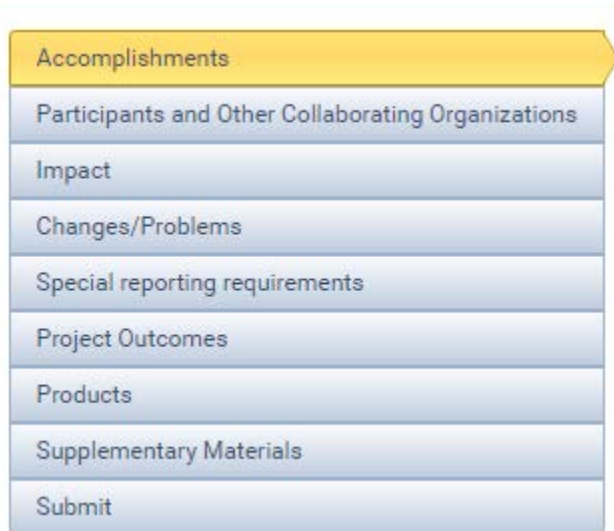


## Progress Report

Grant FEL-XXXXXX-XX

Provide information about the progress of your grant by answering the questions below. The questions are separated into sections that may be accessed directly using the buttons at the top; to proceed to the next section, click the **Next** button. Your work will be saved automatically each time you click **Next**. To submit the information to NEH to meet your reporting requirements, go to the Submit section.

**Please note: your Progress Report information exists for the life of your grant. Submitting information takes a "snapshot" of the information for a particular reporting period.**



### **ACCOMPLISHMENTS: What was done? What was learned?**


The information provided in this section allows the awarding agency to assess whether satisfactory progress was made during the reporting period.

---

#### ***What were the major goals of the project?***

List the major goals of the project as stated in the approved application or as approved by the agency, including the


technological objectives of this effort. Describe the proposed technical approach to obtain those goals. If the application listed milestones/target dates for important activities or phases of the project, identify these dates and show actual completion dates or the percentage of completion. Generally, the goals will not change from one reporting period to the next and are unlikely to change during the final reporting period. However, if NEH approved changes to the goals during the reporting period, list the revised goals and objectives. Also explain any significant changes in approach or methods from the agency-approved application or plan.



### ***What was accomplished under these goals?***

For this reporting period describe: 1) major activities; 2) specific objectives; 3) significant results or key outcomes, including major findings, developments, or conclusions (both positive and negative); and/or 4) other achievements. Include a discussion of stated goals not met. As the project progresses to completion, the emphasis in reporting in this section should shift from reporting activities to reporting accomplishments.

Special Instructions: Please also 1) explain what difference the grant has made to your project. For example, has it enabled significant additional research or writing, or otherwise improved the project's quality or reach? 2) Has either your understanding of your subject or your approach to it changed significantly as a result of the work conducted under your award? If so, in what way? 3) To what extent will you be able to continue work on the project after the grant period? Indicate what, if any, work remains in order to bring your project to completion and the schedule on which you expect to complete that work.




***How were the results disseminated to communities of interest?***

If there is nothing significant to report during this reporting period, state "Nothing to Report."

Describe how the results were disseminated to communities of interest. Include any outreach activities that were undertaken to reach members of communities who are not usually aware of these project activities for the purpose of enhancing public understanding and increasing interest in learning and careers in the humanities.

Special Instructions: Also provide an update on your current publication plans, including whether you have a contract for publication, the publisher's name, and the anticipated date of publication.



- Next

## PARTICIPANTS AND OTHER COLLABORATING ORGANIZATIONS: Who was involved?

Agencies need to know who worked on the project to gauge and report performance in promoting partnerships and collaborations.

---

### *What other organizations were involved as partners?*

If there is nothing significant to report during this reporting period, state "Nothing to Report."

Describe partner organizations -- academic institutions, other nonprofits, industrial or commercial firms, state or local governments, schools or school systems, or other organizations (foreign or domestic) -- that were involved with the project. Partner organizations may have provided financial or in-kind support, supplied facilities or equipment, collaborated in the research, exchanged personnel, or otherwise contributed.

Provide the following information for each partnership:

Organization Name


Location of Organization: (if foreign location list country)

Partner's contribution to the project (identify one or more):

- Financial support;
- In-kind support (e.g., partner made software, computers, equipment, etc., available to project staff);
- Facilities (e.g., project staff used the partner's facilities for project activities);
- Collaboration (e.g., partner's staff worked with project staff on the project);
- Personnel exchanges (e.g., project staff and/or partner's staff used each other's facilities, worked at each other's site); and
- Other.

More detail on partner and contribution (foreign or domestic).

Special Instructions: 1) For the NEH grant term you have just completed, did your employer or another grant-making entity provide additional support for work on your NEH-sponsored project? If so, please indicate amounts and, if applicable, any specific purposes for which this money was earmarked (e.g., travel, supplies, research assistance). 2) What is the sabbatical or similar leave policy at your place of employment (if any)?



- Next
- Previous

## **IMPACT: What was the impact of the project? How did it contribute?**

The taxpaying public and its representatives deserve a periodic assessment to show them how the investments they make benefit the nation. Through this reporting format, and especially this section, recipients provide that assessment.

NEH uses this information to assess how well our grant programs

---

- strengthen teaching and learning in schools and colleges,
  - facilitate research and original scholarship,
  - provide opportunities for lifelong learning,
  - preserve and provide access to cultural and educational resources, and
  - strengthen the institutional base of the humanities
- 

This component is used to describe ways in which the work, findings, and specific products of the project had an impact during this reporting period. Describe distinctive contributions, major accomplishments, innovations, successes, or any change in practice that came about as a result of the project relative to:

---

- the development of the principal discipline(s) of the project;
  - other disciplines;
  - the development of human resources;
  - physical, institutional, and information resources that form infrastructure;
  - technology transfer; or
  - society beyond specialists in the humanities.
- 


***What was the impact on the development of the principal discipline(s) of the project?***

If there is nothing significant to report during this reporting period, state "Nothing to Report."

Describe how findings, results, techniques that were developed or extended, or other products from the project made an impact or are likely to make an impact on the base of knowledge, theory, and research in the principal disciplinary field(s) of the project. Summarize using language that a lay audience can understand.

How the field or discipline is defined is not as important as covering the impact the work has had on knowledge and technique. Make the best distinction possible, for example, by using a field or discipline, if appropriate, that corresponds with a single academic department.


Special Instructions: How do you see your project making a difference in your field?



***What was the impact on other disciplines?***

If there is nothing significant to report during this reporting period, state "Nothing to Report."

Describe how the findings, results, techniques that were developed or improved, or other products from the project made an impact or are likely to make an impact on other disciplines.




### ***What was the impact on the development of human resources?***

If there is nothing significant to report during this reporting period, state "Nothing to Report."

Describe how the project made an impact or is likely to make an impact on human resource development in the humanities. For example, how has the project

- provided opportunities for research and teaching in the relevant fields;
- improved the performance, skills, or attitudes of members of underrepresented groups that will improve their access to or retention in research, teaching, or other related professions;
- provided fellowships or assistanceships; or
- provided exposure to the humanities for practitioners, teachers, young people, or other members of the public?

Special Instructions: Has your NEH-supported work furthered your scholarly career? If so, how?



### ***What was the impact on teaching and educational experiences?***


If there is nothing significant to report during this reporting period, state "Nothing to Report."

Describe how the project made an impact or is likely to make an impact on teaching and educational experiences. For example, did the project

- develop and disseminate new educational materials;
- lead to ideas for new approaches to course design or pedagogical methods; or
- develop online resources that will be useful for teachers and students and other school staff?



Special Instructions: 1) Does your NEH-supported work have implications for your teaching? If so, please explain. 2) If your NEH-supported work will contribute to new or revised courses, please provide their titles. 3) Does your NEH-supported work contribute to education beyond your classroom? If so, how?


An empty rectangular text input box with a light gray background and a thin border. It features a vertical scrollbar on the right side and a horizontal scrollbar at the bottom, both with standard arrow and track icons.

***What was the impact on society beyond specialists in the humanities?***

If there is nothing significant to report during this reporting period, state "Nothing to Report."

Describe how results from the project made an impact, or are likely to make an impact, beyond the bounds of the academic world and specialists in the humanities on areas such as:

- improving public knowledge, skills, and abilities;
- changing practices; or
- improving social, economic, or civic conditions.

An empty rectangular text input box with a light gray background and a thin border. It features a vertical scrollbar on the right side and a horizontal scrollbar at the bottom, both with standard arrow and track icons.

- Next
- Previous

## CHANGES/PROBLEMS

The Project Director is reminded that the grantee is required to obtain prior written approval from the awarding agency grants official whenever there are significant changes in the project or its direction. See Article 11 of the General Terms and Conditions for Awards for submission of these requests.

If not previously reported in writing to the agency through other mechanisms, provide the following additional information or state, "Nothing to Report," if applicable.

---

### ***Changes in approach and reasons for change***

Describe any changes in approach during the reporting period and reasons for these changes. Remember that significant changes in objectives and scope require prior approval of the agency.

### ***Actual or anticipated problems or delays and actions or plans to resolve them***


Describe problems or delays encountered during the reporting period and actions or plans to resolve them.

### ***Changes that had a significant impact on expenditures***

Describe changes during the reporting period that may have a significant impact on expenditures, for example, delays in hiring staff or favorable developments that enable meeting objectives at less cost than anticipated.

### ***Change of primary performance site location from that originally proposed***

Identify any change to the primary performance site location identified in the proposal, as originally submitted.



- Next
- Previous



## SPECIAL REPORTING REQUIREMENTS

Respond to any special reporting requirements specified in the award terms and conditions, as well as any award-specific reporting requirements.


Project Directors are reminded that the award terms and conditions require an acknowledgment of federal funding agency support for any product (including World Wide Web pages) based on or developed under this award. Indicate whether the product included an acknowledgement of support, and describe how NEH support was or is acknowledged.

---

Respond to any special reporting requirements specified in the award terms and conditions, as well as any award-specific reporting requirements

Project Directors are reminded that the award terms and conditions require an acknowledgment of federal funding agency support for any product (including World Wide Web pages) based on or developed under this award. Indicate whether the product included an acknowledgement of support, and describe how NEH support was or is acknowledged.

Special Instructions: Project directors are encouraged to use the NEH grants management system (eGMS Reach) to enter information about products, prizes, and media coverage associated with their projects on an ongoing basis. Once entered, this information is discoverable by standard internet search tools. Keeping the information current after the conclusion of your grant will help you publicize your work, help NEH document the results of its grants, and allow the public to see the benefits of NEH grant-making.



- Next
- Previous

## PROJECT OUTCOMES: What were the outcomes of the award?


Agencies use this information at the completion of the award to ascertain the cumulative outcomes or findings of a project. Describe project outcomes specifically for the public to provide insight into the outcomes of Federally-funded research, education, and other activities. Agencies may make this information available to the public in an electronic format.

This component is used to provide information regarding the cumulative outcomes or findings of the project. For the final RPPR for the project, provide a concise summary of the outcomes or findings of the award (no more than 8,000 characters) that:

---

- is written for the general public in clear, concise, and comprehensible language;
  - is suitable for dissemination to the general public, as the information may be available electronically; and
  - does not include proprietary, confidential information or trade secrets.
- 

Describe any project outcomes in the space provided.



- Next
- Previous

## PRODUCTS

Agencies evaluate what the grant products demonstrate about the excellence and significance of the project and the efficacy with which the results were communicated to colleagues, potential users, and the public, not the number of products. Many projects (though not all) develop significant products other than publications. Agencies assess and report both publications and other products to Congress, communities of interest, and the public.

Enter any products resulting from the project during the reporting period. It is typical in the humanities for products to be produced well after the grant period. As new products become available, please return to the database to enter additional products, prizes, or media coverage.

No grant products have been entered.

Add a Product:

*Select Product Type*

Add

- Next
- Previous

## SUPPLEMENTART MATERIALS

Append supporting documentation or other requested materials here.

No supporting documentation has been provided.

Upload your file(s) below by clicking the **Select** button, finding the file on your computer, and then clicking **Continue**.

Upload Files

Select files by clicking the *Select* button or dragging and dropping files below to the "drop files here" spot. Then, click *Complete Upload*.

**Accepted file formats: pdf,PDF**

Maximum file size: 100 MB. Every file must have a unique name.

- 

**publish** Drag and drop files here

Cancel Complete Upload

- Next
- Previous

## Submit

You have saved your performance and progress report information successfully. You may now submit a "snapshot" of this information to meet your grant reporting requirements. Note that you may resubmit this information at any time to overwrite the "snapshot."

- [Finish](#)
- [Previous](#)