



NIH and Other PHS Agency Research Performance Progress Report (RPPR) Instructional Guide

June 23, 2022



CONTACT US

Document Comments:

We value your feedback on this document. Please email your comments to eRACommunications@mail.nih.gov.

For policy-related questions:

Please email grantspolicy@od.nih.gov.

Support and Service Desk:

To contact the eRA Service Desk:

Web: <https://era.nih.gov/need-help> (Preferred method of contact)

Toll-free: 1-866-504-9552

Phone: 301-402-7469

Email: s2ssupport@mail.nih.gov (for System-to-System support)

Hours: Mon-Fri, 7:00 a.m. to 8:00 p.m. Eastern Time, except for Federal Holidays

DISCLAIMER STATEMENT

No data shown in illustrations represents any real account, project, or individual. Any resemblance to actual accounts, projects, or individuals is purely coincidental.

DOCUMENT HISTORY

Date	Document Version	Description of Change	Author
4/25/2012	1.0.0	Develop initial draft of document	eRA Documentation Team
1/31/2014	7.0.0	Updated for AHRQ and multiyear funded awards	eRA Communications

NIH RPPR Instruction Guide

4/25/2014	7.1.0	Corrected text and screen prints	eRA Communications
7/18/2014	8.0.0	Updated PA PRAM feature; inclusion forms	eRA Communications
10/17/2014	9.0.0	Updated for Inclusion Enrollment; NCT selection on multi-projects; Agency Requested PRAM changes	eRA Communications
2/5/2015	9.2.0	Added Recall for PRAM; Additional Indirect Cost budget form	eRA Communications
3/11/2015	9.3.0	Minor text edits	eRA Communications
4/17/2015	9.4.0	AHRQ updates	eRA Communications
7/17/2015	9.5.0	Modified instructions for question B.4	eRA Communications
11/3/2015	9.6.0	Modified instructions in Chapter 7; replaced policy links throughout	eRA Communications
1/25/2016	9.7.0	Modified instructions for Section 6.2, questions B.2 and B.6; Section 7.4, question B.2	eRA Communications
11/22/2016	9.7.1	Updates to Figures 86,87 Update Section 6.3, C.2, C.3, and C.5.a, regarding the new selection menus on the left and updated language regarding selections.	eRA Communications
02/14/2017	9.7.2	Added information regarding the new Section I – Program Outcomes which is used with Final and Interim RPPR	eRA Communications & Documentation
03/02/2017	9.7.3	Updated screenshots for Sections A-H and added I. Outcomes. Updated hyperlink for sample outcomes for Section I. Outcomes Updated hyperlink for F.3.d – Select Agents	eRA Communications & Documentation
05/22/2017	9.7.4	Updated text in sections B.2, C.1, and C.5. Updated screen shot for question C.1 (Figure 85)	eRA Communications & Documentation

NIH RPPR Instruction Guide

11/5/2018	9.7.5	Added note on cover page regarding the updated form approval date and to use the online help until the instructional guide is brought up to date.	eRA Communications & Documentation
05/13/2022	9.7.6	<ul style="list-style-type: none"> • Minor text edits • Updated 1.2 Agency for Healthcare Research and Quality (AHRQ) purpose statement • Added 1.3 Department of Veterans Affairs (VA) purpose statement • Added reminder do not include Personal Identifiable Information (PII) or Protected Health Information (PHI) in the RPPR • Inclusion/Human Subjects updates • Participants section D.1 Updated screenshot • Updated instructions in section B.4 for Trainee Diversity Report, Participants section D.1 • Updated instructions in sections D.2.b and D.2.c to align with updated Other Support format instructions • Updated instructions for section G.4 Human Subjects • Updated instructions for G.1 Special NOA and FOA Reporting Requirements for Fellowship RPPR • Updated instructions for G.1 Special NOA and FOA Reporting Requirements for Training RPPR • Updated instructions for B.4 for Training and Education RPPRs 	eRA Communications & Documentation
06/23/2022	9.7.7	<ul style="list-style-type: none"> • Minor text edits • Updated directions for Editing Inclusion Enrollment Data (section 5.3.4) • Added references to new element Unique Entity Identifier (UEI) throughout document • Added section 5.2 Access RPPR from Closeout • Added section 5.12 Final Progress Report Additional Materials (FRAM) • Added section 5.13 Interim Report Additional Materials (IRAM) 	OPERA, eRA Communications & Documentation

NIH RPPR Instruction Guide

		<ul style="list-style-type: none">• Updated instructions for SBIR/STTR RPPRs• Updated text in 5.11 and 6.9• Updated 6.8 Section H Budget form instructions• Updated screenshots and instructions to reflect the new “look and feel” of eRA screens.	
--	--	--	--

Table of Contents

1	Purpose	11
1.1	NIH.....	11
1.2	Agency for Healthcare Research and Quality (AHRQ).....	11
1.3	Department of Veterans Affairs (VA).....	11
2	Background and Paperwork Burden.....	11
3	RPPR Due Dates	12
3.1	NIH.....	12
3.2	Agency for Healthcare Research and Quality (AHRQ).....	13
4	Data Entry, PDF Attachments, and Style.....	13
4.1	Data or Text Box, and PDF Size Limits.....	13
4.2	PDF Attachments	13
4.3	Style.....	14
5	Navigation.....	14
5.1	Initiate the RPPR.....	15
5.2	Accessing the RPPR From Closeout.....	20
5.2.1	Submitting Your Final Research Performance Progress Report	22
5.3	Edit the RPPR.....	23
5.3.1	Access RPPR From Status.....	23
5.3.2	Access RPPR From the RPPR Module in eRA Commons.....	26
5.3.3	Accessing a Single-Project RPPR for Editing	26
5.3.4	Accessing a Multi-Project and Single-Project with Complicated Structure RPPR for Editing 27	
5.3.5	Editing the RPPR Forms.....	30
5.3.6	Editing Inclusion Enrollment Data.....	33
5.3.7	Editing the RPPR Budget Forms	38
5.4	Check RPPR for Errors and Warnings	41
5.4.1	Checking for Errors on Single-Project RPPRs	41
5.4.2	Checking for Errors on a Multi-Project RPPR	42
5.5	Route the RPPR.....	43
5.6	Recall the RPPR.....	45
5.7	Submit the RPPR to Agency	46
5.7.1	Submission Errors and Warnings for Multi-Project RPPRs.....	48
5.8	View the RPPR.....	48

NIH RPPR Instruction Guide

5.9	View Routing History	49
5.10	Viewing the Completed RPPR in Commons	50
5.11	Public Access Progress Report Additional Materials (PRAM)	53
5.11.1	Initiate Public Access PRAM.....	53
5.11.2	Recall Public Access PRAM	56
5.11.3	Submit Public Access PRAM	57
5.11.4	View Public Access PRAM for Multi-Year Funded Awards.....	59
5.12	Final Progress Report Additional Materials (FRAM).....	60
5.12.1	Uploading Final Report Additional Materials	62
5.12.2	Submitting FRAM	64
5.13	Interim Report Additional Materials (IRAM).....	66
5.14	Agency Requested Progress Report Additional Materials (PRAM).....	69
5.14.1	Initiate Agency Requested PRAM	69
5.14.2	Recall Agency Requested PRAM.....	72
5.14.3	Submit Agency Requested PRAM	73
5.14.4	View Agency Requested PRAM from Status Information.....	75
6	Instructions for RPPR Sections A–I	77
6.1	Section A – Cover Page	78
6.2	Section B – Accomplishments	80
6.3	Section C – Products	83
6.4	Section D – Participants	90
6.5	Section E – Impact	96
6.6	Section F – Changes	97
6.7	Section G – Special Reporting Requirements	100
6.8	Section H – Budget [Applicable to non-SNAP awards only]	113
6.9	Section I – Outcomes	116
7	Supplemental Instructions for Specific Grant RPPR Types	117
7.1	Individual Career Development (K) RPPRs	118
7.2	Fellowship RPPRs.....	121
7.3	SBIR/STTR RPPRs.....	122
7.4	Training RPPRs.....	124
7.5	Education RPPRs	128
7.6	Multi-Project RPPRs and Single-Project RPPRs with Complicated Structure.....	130
7.6.1	Overall	130

7.6.2 Component Instructions 133

8 Assurances/Certifications 136

9 Government Use of Information Under the Privacy Act 137

Table of Figures

Figure 1 RPPR Navigation Links from Cover Page 15

Figure 2 Status Screen and List of Applications/Grants Links 15

Figure 3 RPPR Link on Status Result – List of Applications/Grants 16

Figure 4 Multi-Year Award RPPR Link 17

Figure 5 Manage RPPR List of Grant Applications..... 17

Figure 6 RPPR Menu for Initiating the Report 20

Figure 7 Requires Closeout Button 21

Figure 8 Closeout Status Screen..... 21

Figure 9 Final RPPR Menu 22

Figure 10 Status Screen and List of Applications/Grants Links 24

Figure 11 RPPR Link on Status Result – List of Applications/Grants 25

Figure 12 Multi-Year Funded Award RPPR Link 26

Figure 13 Manage RPPR List of Grant Applications..... 26

Figure 14 RPPR Actions 27

Figure 15 RPPR Menu Options for Multi-Project RPPRs 28

Figure 16 Edit Option for Overall 29

Figure 17 Add New Component Popup 30

Figure 18 RPPR Cover Page and Section Navigation Links 31

Figure 19 Add Button..... 31

Figure 20 Total Remaining Characters 32

Figure 21 Table Tools 32

Figure 22 Filter Table Field 32

Figure 23 Column Sort Options 32

Figure 24 Download Tool 33

Figure 25 Grid Tool..... 33

Figure 26 Navigation Tools 33

Figure 27 Human Subjects Link in Question G.4 34

Figure 28 Manage IERs for Single Project 34

Figure 29 Adding/Editing an Inclusion Enrollment Report 35

Figure 30 Inclusion Enrollment Report Fields 36

Figure 31 Cumulative (Actual) Enrollment Table 37

Figure 32 RPPR H. Budget - Questions H.1 Budget Form & H.2 Subaward Budget Form 39

Figure 33 Organizational UEI on SF 424 Research & Related Budget 40

Figure 34 SF 424 R&R Budget Form - Question F.5 41

Figure 35 Check for Errors option on RPPR Menu for a Single-Project RPPR 42

Figure 36 RPPR Error Messages (Examples) 42

Figure 37 Check for Errors Links for Multi-Project RPPRs 43

Figure 38 Errors and Warnings for One Component of a Multi-Project RPPR..... 43

Figure 39 RPPR Menu – Route Option..... 44

NIH RPPR Instruction Guide

Figure 40 Route RPPR to Next Reviewer.....	44
Figure 41 Route RPPR to Next Reviewer Success Message	45
Figure 42 RPPR Menu – Recall Option	45
Figure 43 RPPR Successfully Recalled	46
Figure 44 Submit Option on RPPR Menu.....	46
Figure 45 Successful Submission Message.....	48
Figure 46 Sample of Multi-Project RPPR Error Messages.....	48
Figure 47 RPPR Menu – View the RPPR Option.....	49
Figure 48 RPPR Menu – View Routing History Option.....	49
Figure 49 RPPR Routing History.....	49
Figure 50 Status Menu Option – List of Applications/Awards.....	50
Figure 51 Application ID hyperlink	51
Figure 52 Status Information Screen – e-Application Link	52
Figure 53 Status Information Screen for Multi-Year RPPR	52
Figure 54 Public Access PRAM Link.....	54
Figure 55 Routing the Public Access PRAM.....	54
Figure 56 Route Public Access PRAM to Next Reviewer.....	55
Figure 57 Public Access PRAM PD/PI Assurance Statement	55
Figure 58 Successfully Routed Public Access PRAM.....	56
Figure 59 Recall Button for Public Access PRAM.....	56
Figure 60 Public Access PRAM Link for SO	57
Figure 61 Submitting Public Access PRAM.....	58
Figure 62 SO Certification of Public Access PRAM.....	58
Figure 63 Public Access PRAM Submitted to Agency.....	58
Figure 64 Status Results Showing Hyperlink for Application ID.....	59
Figure 65 MYF Award PRAM Link in Status Information	60
Figure 66 Final Progress Report Additional Materials	61
Figure 67 Closeout Status	62
Figure 68 Closeout Final Report Additional Materials Request in Status Information	63
Figure 69 Final Progress Report Additional Materials Success Message.....	63
Figure 70 Closeout Status FRAM Uploaded message in Status column	64
Figure 71 Closeout Status FRAM Update link in Action column	64
Figure 72 Final Progress Report Additional Materials	65
Figure 73 Submit FRAM to Agency.....	65
Figure 74 Final Progress Report Additional Materials	66
Figure 75 Interim Progress Report Additional Materials.....	66
Figure 76 IRAM Button	67
Figure 77 IRAM option on Grouped and Flat View of Status	67
Figure 78 Interim Progress Report Additional Materials.....	68
Figure 79 Interim Progress Report Additional Materials.....	68
Figure 80 Agency Requested PRAM Link	69
Figure 81 Add Attachment Button for Agency Requested PRAM.....	70
Figure 82 Routing the Agency Requested PRAM	70
Figure 83 Route Agency Requested PRAM to Next Reviewer	71
Figure 84 Agency Requested PRAM PD/PI Assurance Statement.....	71
Figure 85 Successfully Routed Agency Requested PRAM	72
Figure 86 Recall Button for Agency Requested PRAM	72
Figure 87 Agency Requested PRAM Link for SO.....	73
Figure 88 Submitting Agency Requested PRAM	74

Figure 89 SO Certification of PRAM	74
Figure 90 Agency Requested PRAM Submitted to Agency	75
Figure 91 Grant Number Hyperlink on PRAM Screen.....	76
Figure 92 Application ID Hyperlink on Status Result for PIs	76
Figure 93 Application ID Hyperlink on Status Result for SOs.....	76
Figure 94 Status Information with PRAM Link	77
Figure 95 PDF of Multiple Submitted PRAM	77
Figure 96 Section A, cover page	79
Figure 97 RPPR Section B. Accomplishments – Question B1	80
Figure 98 RPPR Section B. Accomplishments – Questions B2 & B3.....	81
Figure 99 RPPR Section B. Accomplishments – Question B4.....	82
Figure 100 RPPR Section B. Accomplishments – Question B5.....	83
Figure 101 RPPR Section B. Accomplishments – Question B6.....	83
Figure 102 RPPR Section C. Products – Question C1	86
Figure 103 RPPR Section C. Products – Questions C2 & C3	88
Figure 104 RPPR Section C. Products – Questions C4 & C5	90
Figure 105 RPPR Section D. Participants – Question D1	93
Figure 106 RPPR Section D. Participants – Questions D2a & D2b	94
Figure 107 RPPR Section D. Participants – Questions D2c – D2e	96
Figure 108 RPPR Section E. Impact – Questions E1 through E4.....	97
Figure 109 RPPR Section F. Changes – Questions F1 & F2	98
Figure 110 RPPR Section F Changes- Question F3.....	100
Figure 111 RPPR Section G. Special Reporting Requirements – Questions G1 through G3	101
Figure 112 Human Subjects Link.....	101
Figure 113 HSCT Post Submission tab in ASSIST (for Human Subjects).....	102
Figure 114 Question G.4 for AHRQ Recipients Only	103
Figure 115 Section 1: Basic Information of HSCT Tab in ASSIST with Populate Button	105
Figure 116 Clinical Trial Milestone Plan, which is on the HSCT form in the Human Subjects System (HSS).....	106
Figure 117 RPPR Section G. Special Reporting Requirements – Question G.4	108
Figure 118 RPPR Section G. Special Reporting Requirements – Questions G5 through G7	109
Figure 119 RPPR Section G. Special Reporting Requirements – Question G8	110
Figure 120 RPPR Section G. Special Reporting Requirements – Question G9	111
Figure 121 RPPR Section G. Special Reporting Requirements – Questions G10 through G12f	113
Figure 122 Section H. Budget of RPPR for a Non-SNAP Award.....	114
Figure 123 SF 424 Research & Related Budget Form Opened for Editing.....	115
Figure 124 SF 424 R&R Budget Form - Question F.5	116
Figure 125 Section I. Outcomes	117
Figure 126 SF 424 R&R Budget Form - Question F.5	120
Figure 127 SF 424 R&R Budget Form - Question F.5	128
Figure 128 D.1 Specifying the Components for an Added Individual	131
Figure 129 SF 424 R&R Budget Form - Question F.5	133
Figure 130 Sample of Section A. Cover Page for a Component.....	134
Figure 131 SF 424 R&R Budget Form - Question F.5	136

1 Purpose

The purpose of this document is to provide those preparing the Research Performance Progress Report (RPPR) with an explanation of the RPPR module in the eRA Commons and the information required in the report. This document also provides the steps for accessing and completing the report in eRA Commons, as well as navigating, validating, routing, and submitting the RPPR to the awarding agency.

1.1 NIH

The RPPR is required for all annual non-competing (Type 5) NIH awards and final progress reports (Final-RPPR), including SBIR/STTR awards. NIH requires the submission of an “Interim-RPPR” if the recipient organization has submitted a renewal application (Type 2) on or before the due date by which a Final-RPPR would be required for the current competitive segment. Annual, interim, and final progress reports submitted in any format other than the RPPR will not be processed by the NIH and will require resubmission through the RPPR. Refer to notices [NOT-OD-17-022](#), [NOT-OD-17-037](#), [NOT-OD-17-085](#), [NOT-OD-13-035](#), [NOT-OD-14-026](#) and [NOT-OD-14-092](#) and [NOT-OD-15-014](#) for more information.

1.2 Agency for Healthcare Research and Quality (AHRQ)

All Agency for Healthcare Research and Quality (AHRQ) recipients are required to use the eRA Commons RPPR module. The RPPR includes numerous references to the *NIH Grants Policy Statement 8.1.2 requirement* that significant changes in objectives and scope require prior approval of the agency; for AHRQ recipients the analogous requirement is in the [HHS Grants Policy Statement](#) under “Prior Approval Requirements.”

1.3 Department of Veterans Affairs (VA)

Progress reports (RPPRs) are required to continue support of a VA-ORD award for each budget year within a competitive segment. Interim reports are due when the project period is over and the award is not in Closeout (i.e., a renewal application is pending or has been selected for funding). If the pending renewal application is not funded, the Interim report becomes the Final report. Final reports are required for any funded award that has ended and will not be extended through renewal. Note: For VA awards the outcomes are not published. Guidance on completing report content specific to VA-ORD requirements, as well as navigating, validating, routing and submitting the report to VA-ORD for review and approval can be found at: <https://www.research.va.gov/resources/RPPR.cfm>. *It is important to review the VA-ORD instructions as there are sections where specific VA-ORD information is requested that differs from that noted within the NIH progress report template:*

<https://grants.nih.gov/grants/guide/notice-files/NOT-OD-17-022.html>

<https://grants.nih.gov/grants/guide/notice-files/NOT-OD-17-037.html>

2 Background and Paperwork Burden

The NIH Research Performance Progress Report (RPPR) implements the uniform reporting format for interim research progress reporting developed under the auspices of the National Science and Technology Council, through the Committee on Science and the Research Business Models Subcommittee, and established by the Office of Management and Budget for use by agencies that support research and research-related activities.

For NIH and AHRQ, all progress reports must be submitted using the RPPR. Other PHS agencies that may eventually utilize the NIH RPPR are the Food and Drug Administration, and Centers for Disease Control and Prevention.

Non-NIH agencies may have requirements that differ from those for NIH recipients; refer to the Notice of Award (NoA) or contact the Grants Management Specialist named in the NoA.

Progress reports are required to continue support of a PHS grant for each budget year within a competitive segment. NIH has implemented the Final and Interim-RPPR for final progress reporting here: <https://grants.nih.gov/grants/funding/finalprogressreport.pdf>.

AHRQ recipients can find instructions for submitting a Final Progress Report at <https://www.ahrq.gov/funding/grant-mgmt/reptemp.html>.

PHS estimates that it will take approximately 15 hours to complete this progress report. An agency may not conduct or sponsor, and a person is not required to respond to, a collection of information unless it displays a currently valid OMB control number. If you have comments regarding the burden estimate or other aspect of the collection of information, including suggestions for reducing the burden, send comments to: NIH, Project Clearance Office, 6705 Rockledge Drive MSC 7974, Bethesda, MD 20892-7974, ATTN: PRA (0925-0002). Do not send progress reports to this address.

3 RPPR Due Dates

Recipients can determine which progress reports are due through the website located at: <https://public.era.nih.gov/commons/public/quickqueries/progressReportByIpf.era> and should periodically check the site, which is updated on or around the 30th of each month. Progress report due dates are also available in the eRA Commons Status system. In addition, automatic e-mail notifications are sent to the PD/PI prior to due date.

3.1 NIH

- **SNAP:** If an award is issued under the SNAP (Streamlined Noncompeting Award Process) provisions, the progress report is due the 15th of the month preceding the month in which the budget period ends (e.g., if the budget period ends 11/30, the due date is 10/15). If the 15th falls on a weekend or Federal holiday, the due date is automatically extended to the next business day. Recipients should consult the NoA to determine when SNAP procedures apply.
- **Non-SNAP:** If an award is not issued under the SNAP provisions, the progress report is due the first of the month preceding the month in which the budget period ends (e.g., if the budget period ends 11/30, the due date is 10/1).
- **Fellowships:** For Fellowships, the progress report is due two months before the beginning date of the next budget period. Occasionally, the Notice of Award (NoA) will indicate a different due date which will supersede these dates.
- **MYF:** Progress Reports for MYF awards are due annually on or before the anniversary of the budget/project period start date of the award. The reporting period for a MYF progress report is the calendar year preceding the anniversary date of the award.
- **Final RPPR:** Final progress reports are due within 120 days of the end of the period of performance.
- **Interim RPPR:** Interim progress reports are due within 120 days of the end of the period of performance. Interim progress reports are only required when a renewal application (Type 2) has been submitted to the NIH for consideration on or before the due date by which a F-RPPR would be due for a competitive segment. If the Type 2 is not funded, the Interim-RPPR will serve as the Final-RPPR for the project. If the Type 2 is funded, the Interim-RPPR will serve as the annual RPPR for the final year of the previous competitive segment.

3.2 Agency for Healthcare Research and Quality (AHRQ)

All AHRQ RPPRs are due 3 months before the anniversary of the award. For example, for an FY2021 award issued with a start date of 2/1/2021, the annual progress report (RPPR) for the award to be issued in FY2022 is due 11/1/2021 (i.e., three months before the FY2022 budget period start date of 2/1/2022). If the due date falls on a weekend or federal holiday, the due date is automatically extended to the next business day.

Please note that AHRQ does **not** participate in the SNAP (Streamlined Noncompeting Award Process) initiative. AHRQ recipients are to submit detailed budgets for the parent organization and for each consortium involved in the project.

4 Data Entry, PDF Attachments, and Style

4.1 Data or Text Box, and PDF Size Limits

Most text entry boxes have an 8,000 character limit (~3 pages); this limit is standardized across federal agencies implementing the RPPR and entry of more than 8,000 characters is prevented by the system. In an effort to reduce recipient burden and encourage concise responses NIH has stated the recommended length of the response for some questions and, for agency-specific questions has limited the length of the response with text boxes with a limit of less than 8,000 characters. AHRQ recipients should follow NIH recommended lengths for text entries.

Warning: Text exceeding 8,000 characters is cut to 8,000 when using the *cut and paste* feature.

PDF file uploads (attachments) do not have page limits, but may not be more than 6 megabytes (6MB). PDF attachments are utilized when there may be a need for a recipients to provide considerable detail (e.g., change in human subject protocols that requires a new or revised Protection of Human Subjects section as described in [Part II of the competing application instructions](#)). Even when developing PDF responses, recipients are encouraged to be concise and avoid unnecessary detail.

IMPORTANT: Do Not Include Personal Identifiable Information (PII) Or Protected Health Information (PHI) In the RPPR

Sensitive PII (e.g., Social Security Number, personal financial information, Alien Registration Number) and PHI (e.g., personal medical conditions) require strict handling due to the increased risk to an individual if the data is compromised. Documents containing sensitive PII or PHI **must not** be included in the RPPR.

NIH GRANTS ONLY: Additional information on this topic can be found in this [FAQ](#) or by contacting your [IC Privacy Coordinator](#).

4.2 PDF Attachments

Recipients should generate text attachments using any word processing software and then convert those files to PDF before attaching the files to the appropriate section in the progress report. PDF files uploaded to RPPR in sections D.2.b and D.2.c are required to be flattened PDFs; see [more information on flattened PDFs](#).

The PDF format is used to preserve document formatting. All PDF attachments must be submitted as individual files. Although some software packages allow bundling of multiple PDFs into a single file, eRA systems cannot support “Bundling” or “Portfolio” features at this time. Use of these features may result in delays in agency acceptance of the progress report. Paginated PDF files are also discouraged since they can interfere with system pagination of the entire RPPR document upon submission to the agency. File names will be used and displayed in the assembled PDF submitted to the agency.

Save all files with descriptive file names of 50 characters or less and be sure to only use standard characters in file names: A through Z, a through z, 0 through 9, and underscore (_). Do not use any special characters (example: &, -, *, %, /, and #) or spacing in the file name, and for word separation use an underscore (e.g., My_Attached_File.pdf).

Use an Arial, Helvetica, Palatino Linotype, or Georgia typeface, a black font color, and a font size of 11 points or larger. (A Symbol font may be used to insert Greek letters or special characters; the font size requirement still applies.) Type density, including characters and spaces, must be no more than 15 characters per inch. Type may be no more than six lines per inch.

Use standard paper size (8 ½" x 11). Use at least one-half inch margins (top, bottom, left, and right) for all pages. No information should appear in the margins, including the PI's name and page numbers.

4.3 Style

Use English and avoid jargon. Abbreviations and language that may not be known to the broader scientific community should be avoided unless clearly defined. Internet Web site addresses (URLs) should not be used unless provided under C.2.

5 Navigation

The RPPR is completed using the eRA Commons system. The report in Commons consists of separate screens for each of the sections listed below:

- **A Cover Page**
- **B Accomplishments**
- **C Products**
- **D Participants**
- **E Impact**
- **F Changes**
- **G Special Reporting Requirements**
- **H Budget**
- **I Outcomes**

To open an RPPR for editing, users click the three-dot ellipsis icon next to **Award Number** and select **Edit RPPR**. Users may work on various sections in any order, however, it is important to click the **Save** button in the navigation bar before leaving a screen in order to retain data entered on that screen. Upon submission to the awarding agency, the system will generate a PDF of the progress report, which may be viewed from the *RPPR Menu* screen using the **View** button.

Once submitted, the final RPPR, in PDF format, is accessible in Commons via the *Status Information* screen. Refer to the section titled Viewing the Completed RPPR in Commons for detailed steps.

Note that a link to a site outside the RPPR (e.g., U.S. Select Agency Registry in F.3.d, or the NIH human embryonic stem cell Registry in G.6) opens a site in a new browser window. You must close that window to return to the RPPR. Do not close the browser or use the browser's back button.

NIH RPPR Instruction Guide

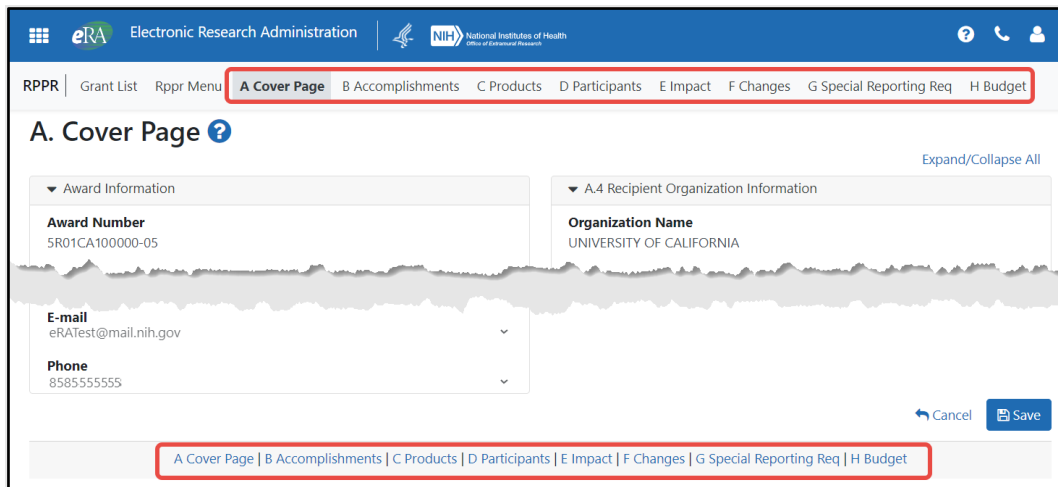


Figure 1 RPPR Navigation Links from Cover Page

5.1 Initiate the RPPR

Only the PD/PI or the PD/PI delegate may initiate an RPPR. When there are multiple PIs (MPI), only the Contact PI or the PD/PI delegate of the Contact PI may initiate the report. To initiate, the user can choose from one of two ways to access the RPPR functionality:

1. Access RPPR from **Status**:
 - a. Select the **Status** tab from the Commons menu options.
 - b. Select the **List of Applications/Grants** option from the *Status* screen.

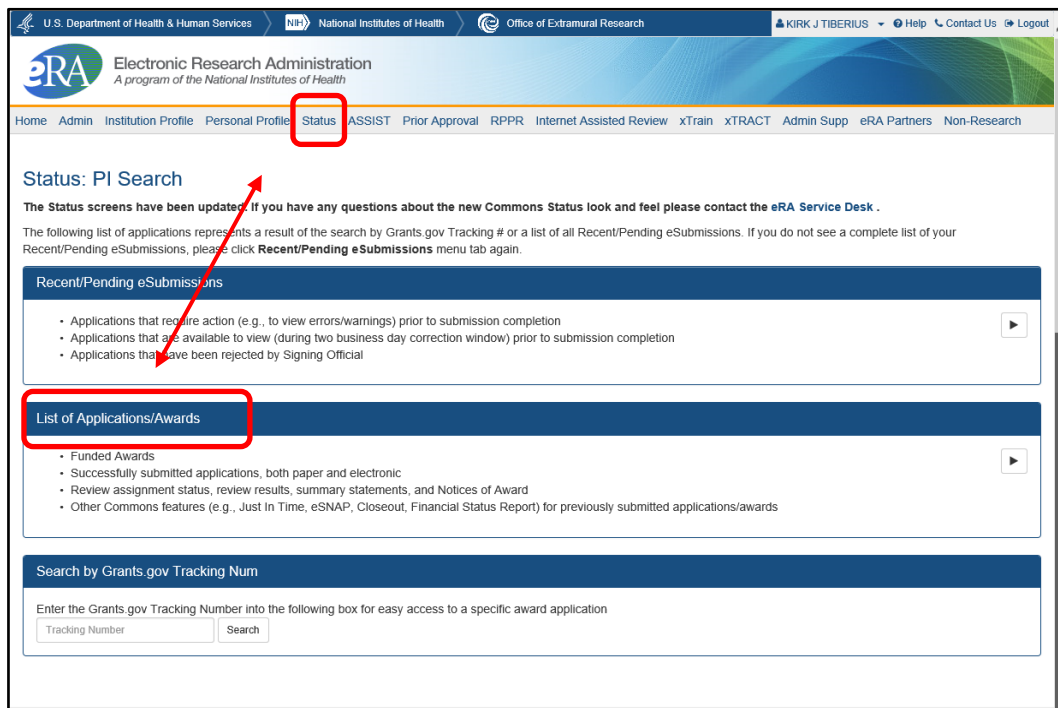


Figure 2 Status Screen and List of Applications/Grants Links

- c. From the *Status Result – List of Applications/Grants* screen, locate the grant and select the **RPPR** link from the **Action** column for the specific grant. The **RPPR** link for the current reporting period is available once the Notice of Award for the

NIH RPPR Instruction Guide

prior year has been issued. This link remains available until the RPPR for the current reporting year has been submitted.

For multi-year funded awards, the link will display as **RPPR Year <X>**, the <X> representing the reporting year. The link for a multi-year funded award is available two months prior to the RPPR due date for the current reporting period and remains available until the RPPR is submitted. Note that AHRQ has not yet implemented the RPPR for multi-year funded awards.

NOTE: While **RPPR Year <X>** links for multiple years may appear at the same time in *Status*, you are prevented from initiating a reporting year's progress report until the progress report(s) of the previous year(s) has been submitted.

The screenshot shows the NIH eRA system interface. At the top, there is a navigation bar with the NIH logo and the text "Electronic Research Administration". Below this is a menu with options like Home, Admin, Institution Profile, Personal Profile, Status, ASSIST, Prior Approval, RPPR, Internet Assisted Review, xTrain, XTRACT, Admin Supp, eRA Partners, and Non-Research. A search bar and user information (KIRK J TIBERIUS) are also visible.

The main content area is titled "Status Result - List of Applications/Awards" and shows a list of applications. Each application entry includes a tracking number, project period, PI name, title, and status. The RPPR link is highlighted in a red box for the application with tracking number 7R01CA017015-02.

Application/Award ID	Grants.gov Tracking#	Proposal Title	PD/PI Name	eSubmission Status	Current Application Status	Status Date	Available Actions
5R01CA017015-03		How Hystomedine Interacts with Cancer Cells in Vulcans	TIBERIUS, KIRK J (PI)	Awarded. Non-fellowships only	Awarded. Non-fellowships only	06/25/2014	Closed RPPR Human Subjects
7R01CA017015-02		How Hystomedine Interacts with Cancer Cells in Vulcans	TIBERIUS, KIRK J (PI)	Awarded. Non-fellowships only	Awarded. Non-fellowships only	09/16/2013	RPPR Human Subjects
3R01CA017015-02S1		How Hystomedine Interacts with Cancer Cells in Vulcans	TIBERIUS, KIRK J (PI)	Awarded. Non-fellowships only	Awarded. Non-fellowships only	09/17/2013	Human Subjects
3R01CA017015-01	GRANT12345678	How Hystomedine Interacts with Cancer Cells in Vulcans	TIBERIUS, KIRK J (PI)	Submission Complete	Application has been entered into computer	03/15/2013	
1R01CA017015-01	GRANT12345678	How Hystomedine Interacts with Cancer Cells in Vulcans	TIBERIUS, KIRK J (PI)	Submission Complete	Withdrawn by IC - Other Version Encumbered	07/14/2012	
3R01CA017015-01A1	GRANT01234567	How Hystomedine Interacts with Cancer Cells in Vulcans	TIBERIUS, KIRK J (PI)	Submission Complete	Awarded. Non-fellowships only	07/14/2012	JIT (times revised: 1) Admin Supplements Human Subjects

Figure 3 RPPR Link on Status Result – List of Applications/Grants

NIH RPPR Instruction Guide

U.S. Department of Health & Human Services | NIH | National Institutes of Health | Office of Extramural Research | KIRK J TIBERIUS | Help | Contact Us | Logout

Electronic Research Administration
A program of the National Institutes of Health

Home | Admin | Institution Profile | Personal Profile | Status | ASSIST | Prior Approval | RPPR | Internet Assisted Review | xTrain | xTRACT | Admin Supp | eRA Partners | Non-Research

Notes & Tips:

- Important:** The NIH provides the JIT (Just in Time) link in the Commons for scored applications. Please await instructions from the NIH on whether to complete this information

The following list of applications/grants represents a result of the search by Grants.gov Tracking # or a complete list of all your applications/grants. If you do not see a complete list of your applications/grants, please click **List of Applications/Grants** menu tab again.

Status Result - List of Applications/Awards 95 Grouped View Flat View

Application/Award ID	Grants.gov Tracking#	Proposal Title	PD/PI Name	eSubmission Status	Current Application Status	Status Date	Available Actions
R01AA017010		The Effect of OHMY Alcohol Syndrome on the Success of Social Media Interaction (Title)	TIBERIUS, KIRK J (PD/PI)		Pending IRG Review		
R01AA017011		The Effect of OHMY Alcohol Syndrome on the Success of Social Media Interaction (Title)	TIBERIUS, KIRK J (PD/PI)		Withdrawn		
RF1AG017017		The Psychological Effects of Rapid Aging and Age Reversal (Title)	TIBERIUS, KIRK J (PD/PI)		Awarded. Non-fellowships only		
2RF1AG017017-06	GRANT76543210	The Psychological Effects of Rapid Aging and Age Reversal	TIBERIUS, KIRK J (PI)	Submission Complete	Awarded. Non-fellowships only	02/13/2017	RPPR Year 1 RPPR Year 2

Figure 4 Multi-Year Award RPPR Link

–OR–

1. Access RPPR from **RPPR** tab:
 - a. Select the **RPPR** tab from the Commons menu options.

The *Manage RPPR* screen displays. *Manage RPPR* is used to view the progress reports to which the user has access and allows the user to select a progress report in order to perform various actions. PD/Pis or users delegated PD/PI updating authority uses the *Manage RPPR* screen to view their own progress reports. SOs and AOs use the screen to search for grants from their institutions and/or for grants routed to them for review.

- b. Select the specific grant by clicking the hyperlink in the **Grant Number** column on the *Manage RPPR* screen.

RPPR | Grant List

Manage RPPR ?

* indicates GS Number.

Applications/Awards ⓘ

Filter Table 4 Results Download Grid 1 of 1

Award Number	PD/PI Name	Project Title	Due Date	Status	Current Reviewer
5R01CA100000-05	BROWN, JAN	Glioblastoma	12/15/2021 ⚠️	PD/PI Work in Progress	BROWN, JAN

Figure 5 Manage RPPR List of Grant Applications

If an RPPR exists already, Commons displays the report for editing.

The *RPPR Menu* screen displays. The options for the uninitiated report are **Initiate** and **Cancel**. Once an RPPR is in progress, other options are enabled. These options are discussed later, following the steps for initiation.

NOTE: For multi-year funded awards, the following message displays when attempting to initiate an RPPR if the previous year's report has not been submitted:

The Multi-Year RPPR for the previous year must be submitted prior to initiating this Multi-Year RPPR.

The *RPPR Menu* screen includes the following fields:

Award Number

This is the complete number of the grant

PD/PI Name

The PD/PI of the grant award for which the progress report is being prepared. In the case of MPIs, a list of PD/PI names displays with the Contact PD/PI indicated by the word *Contact*.

Project Title

The project title of the grant

Due Date

NIH

The due date of the progress report for awards issued under the SNAP (Streamlined Noncompeting Award Process) provisions is the 15th of the month preceding the month in which the budget period ends (e.g., if the budget period ends 11/30, the due date is 10/15). If the award is not issued under SNAP provisions, the progress report is due the first of the month preceding the month in which the budget period ends (e.g., if the budget period ends 11/30, the due date is 10/1). If the due date falls on a weekend or federal holiday, the due date is automatically extended to the next business day. Progress reports for Fellowships are due two months before the beginning date of the next budget period. Occasionally the Notice of Award (NoA) will indicate a different due date which will supersede these dates. Recipients should consult the NoA to determine when SNAP procedures apply.

AHRQ

All AHRQ RPPRs are due 3 months before the anniversary of the award. For example, for an FY2021 award issued with a start date of 2/1/2021, the annual progress report (RPPR) for the award to be issued in FY2022 is due 11/1/2021 (i.e., three months before the FY2022 budget period start date of 2/1/2022). If the due date falls on a weekend or federal holiday, the due date is automatically extended to the next business day.

Current Reviewer

The name of the current reviewer or organization (e.g., PD/PI name, NIH). This value is blank before the RPPR is initiated.

Status

The current state of the progress report. Possible values are as follows: *Not Started*, *PD/PI Work in Progress*, *Reviewer Work in Progress*, and *Submitted to Agency*.

Buttons or Actions Available in Three-Dot Ellipsis Menu

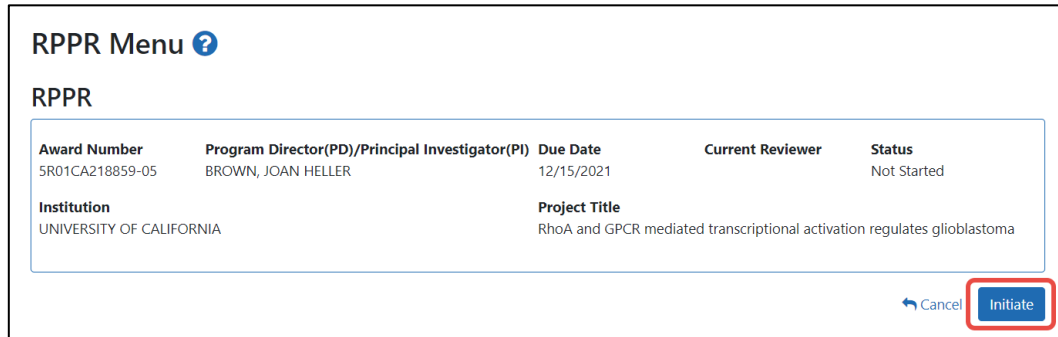
Available actions, most of which are found by clicking the three-dot ellipsis icon next to the Award Number, vary depending on the status of the RPPR and/or the limitations of the current user's role. The possible available actions include the following:

- **Initiate button:** Begins the RPPR process. Available for grants with a status of *Not Started*. Access is granted to PD/PIs and PD/PI delegates. An RPPR can be initiated even if **required** information in the *Personal Profile* and *Institution Profile* sections is missing. If any of this information is incorrect or missing, a prompt will appear to correct/complete the information after initiating the report. Processing may continue on the RPPR without making the corrections; however, the RPPR will not pass validations for submission to the agency until the errors are corrected.
- **Edit RPPR:** Click the three-dot ellipsis icon next to **Award Number** and select **Edit RPPR** to open the RPPR for edits. Available for progress reports with a status of *Work in Progress (WIP)*. Access is granted to PD/PIs or PD/PI delegates when the PD/PI is the current reviewer, AOs when the AO is the current reviewer, and SOs when the SO is the current reviewer. The **Edit RPPR** option allows the user to view and edit RPPR information.
- **View RPPR as PDF:** Click the three-dot ellipsis icon next to **Award Number** and select **View RPPR as PDF** to open the RPPR report in PDF format, as it will be seen by the agency. Available for progress reports with a status of *Work in Progress (WIP)* or *Submitted to Agency*. Access is granted to PD/PIs, PD/PI delegates, and reviewers. Until the RPPR is submitted to agency, the PDF report shows a status of Draft and a blank submission date.
- **Check for Errors:** Click the three-dot ellipsis icon next to **Award Number** and select **Check for Errors** to check the RPPR for any errors or warnings. Available for progress reports with a status of *Work in Progress (WIP)*. Access is granted to any user with access to the grant. The RPPR can be validated at any time while in the status of *WIP* and can be validated multiple times.
- **View Routing History:** Click the three-dot ellipsis icon next to **Award Number** and select **View Routing History** to open a page that displays a routing history table. Available for progress reports with a status of *Work in Progress (WIP)* or *Submitted to Agency*. Access is granted to PD/PIs, PD/PI delegates, and reviewers.
- **Route to Next Reviewer:** Click the three-dot ellipsis icon next to **Award Number** and select **Route to Next Reviewer** to route the RPPR to the next reviewer for further review or corrections. Available for progress reports with a status of *Work in Progress (WIP)*. Access is granted to the current reviewer. A PD/PI delegate cannot route an RPPR to the next reviewer.
- **Recall:** Click the three-dot ellipsis icon next to **Award Number** and select **Recall** to recall RPPRs that have been forwarded to another reviewer and resets the user as the current reviewer. Available for reports with a status of *Work in Progress (WIP)*. Access is granted to the last reviewer (who recalls the report from the current reviewer). Signing Officials and PD/PIs can recall an RPPR even if they are not the last reviewer whenever it has a status of *Reviewer Work in Progress*. This is useful in situations when a RPPR has been routed to the wrong person or to someone who is unavailable.
- **Submit:** Click the three-dot ellipsis icon next to **Award Number** and select **Submit** to submit the RPPR to the Agency. Available for reports with a status of *Work in Progress (WIP)*. Access is granted to the SO when the SO is the current reviewer and to the PD/PI when the PD/PI has been delegated *Progress Report* authority.

NOTE: A PD/PI with *Progress Report* authority cannot submit a non-SNAP or F RPPR.

NIH RPPR Instruction Guide

- **Cancel button:** Closes the *RPPR Menu* screen and returns the user to the previous screen.
2. Click the **Initiate** button to begin the RPPR.



The screenshot shows the 'RPPR Menu' interface. At the top, it says 'RPPR Menu' with a question mark icon. Below that, the word 'RPPR' is displayed. A table contains the following information:

Award Number	Program Director(PD)/Principal Investigator(PI)	Due Date	Current Reviewer	Status
5R01CA218859-05	BROWN, JOAN HELLER	12/15/2021		Not Started

Below the table, there are two columns of text:

Institution UNIVERSITY OF CALIFORNIA	Project Title RhoA and GPCR mediated transcriptional activation regulates glioblastoma
--	--

At the bottom right of the screen, there are two buttons: 'Cancel' and 'Initiate'. The 'Initiate' button is highlighted with a red box.

Figure 6 RPPR Menu for Initiating the Report

Once initiated, Commons creates the report in a *PD/PI Work in Progress* status and sets the current reviewer. A message displays as follows:

The RPPR has been successfully initiated.

NOTE: If at any time initiation fails due to business rules validations, error or warning messages display on the screen.

Once initiated, begin editing by clicking the three-dot ellipsis icon next to **Award Number** and selecting **Edit RPPR**. The RPPR is accessed for editing via the *RPPR Menu* screen. The editing feature for single-project RPPRs is different from those of multiproject RPPRs. The steps for accessing each type of RPPR are outlined in the sections that follow. Refer to [Accessing the RPPR From Closeout](#), [Accessing a Single-Project RPPR for Editing](#) or [Accessing a Multi-Project and Single-Project with Complicated Structure RPPR for Editing](#) as appropriate.

5.2 Accessing the RPPR From Closeout

You can access the RPPR from Closeout. The following procedure is from the point of view of a signing official.

To access the RPPR from Closeout:

1. Go to the Status module, click the **Requires Closeout** button in the Actions column for a grant.

NIH RPPR Instruction Guide

Home Admin Institution Profile Personal Profile Status ASSIST Prior Approval RPPR xTrain xTRACT Admin Supp eRA Partners Non-Research

[« Return to PI Search](#)

Notes & Tips:

- Important:** The NIH provides the JIT (Just in Time) link in the Commons for scored applications. Please await instructions from the NIH on whether to complete this information

The following list of applications/grants represents a result of the search by Grants.gov Tracking # or a complete list of all your applications/grants. If you do not see a complete list of your applications/grants, please click List of Applications/Grants menu tab again.

Status Result - List of Applications/Awards 21 Grouped View Flat View

Application/Award ID	Grants.gov Tracking#	Proposal Title	PD/PI Name	eSubmission Status	Current Application Status	Status Date	Available Actions
6H79TI026788-01M001		2017 Cooperative Agreement for Workforce Development	LARK SHELLY (PI)		Awarded. Non-fellowships only	09/03/2018	Requires Closeout Correspondence View Terms Tracking
1H79TI026788-01		2017 Cooperative Agreement for Workforce Development	LARK SHELLY (PI)		Awarded. Non-fellowships only	04/13/2018	Correspondence View Terms Tracking

Figure 7 Requires Closeout Button

- On the *Closeout Status* screen that appears, click the **Process Final RPPR** link.

[« Return to Search Results](#)

Closeout Status

Application Information

Award Number: 1H79TI100000-01	PD/PI Name: LARK SHERRY	Closeout Contact Name: ARAM, LASI
Project Period: 04/15/2018 to 04/14/2019	Closeout Status: Requires Closeout	Closeout Contact Email: eRATest@mail.nih.gov
Proposal Title: Workforce Development	Date Of Status Change: 01/21/2020	Closeout Contact Phone: 240-555-5555

Closeout Submission Requirement

Requirement	Instruction	Status	Result of Actions	Date	Action
FFR	To submit and view the FFR, you must have the 'FSR' role associated with your Commons Account.	Received			
FPR	The SO should use this section to submit any other required closeout FPR documents as stated in the terms including the Final Progress Report.	FPR Initiated	FPR Initiated by Teresa Tolh (SO)	03/03/2021	Process Final RPPR
TPPR	The SO should use this section to submit any other required closeout Tangible Personal Property Report (SF-428 series) documents as stated in the terms including the Tangible Personal Property Report.	Not Received			Initiate Tangible Personal Property Report (SF-428 series)

Figure 8 Closeout Status Screen

- On the *Final RPPR Menu* screen that appears, click the **Initiate** button to start the RPPR.

RPPR Menu ?

RPPR

Award Number	Program Director(PD)/Principal Investigator(PI)	Due Date	Current Reviewer	Status
5R01CA200000-05	BROWN, JAN	12/15/2021		Not Started
Institution	Project Title			
UNIVERSITY OF CALIFORNIA	Glioblastoma			

Cancel **Initiate**

Figure 9 Final RPPR Menu

Once initiated, Commons creates the report in a *PD/PI Work in Progress* status and sets you as the current reviewer. A message displays as follows:

The RPPR has been successfully initiated.

5.2.1 Submitting Your Final Research Performance Progress Report

As of January 1, 2017, a *Final Research Performance Progress Report* (Final RPPR) is required for any grant that has ended and any grant that is not to be extended through award of a new competitive segment. The report is due within 120 days of the end of the project period. This report should be prepared in accordance with instructions provided by the awarding component. See [NIH Implementation of Final Research Performance Progress Reports \(Final RPPR\)](#) — Guide Notice NOT-OD-17-022

Effective February 9, 2017, if the recipient organization has submitted a renewal application on or before the date by which a Final Research Performance Progress Report (Final-RPPR) would be required for the current competitive segment, then submission of an "Interim RPPR" via eRA Commons is now required. The Interim RPPR (IRPPR) will be used for the submission of a Competing Renewal application (Type 2). See [NIH Implementation of the Interim RPPR while a Renewal Application is Under Consideration](#) — Guide Notice NOT-OD-17-037.

Both the Interim RPPR and the Final RPPR are currently identical in process and information required. The difference between the two is when and where they are made available to initiate and submit. The Interim RPPR link will be made available to the Signing Official (SO) in the Status screen when a grant is eligible for submission of a Competing Renewal application.

The Final RPPR is only available as part of the Closeout process and the Process Final RPPR link only appears on the Closeout Status screen.

The format of the Interim RPPR and the Final RPPR are the same as the annual RPPR, making it easier for recipients to navigate through both the Interim and the Final RPPR, based on familiarity with the format of the annual RPPR.

Differences between Interim/Final RPPR and the annual RPPR are few:

- In the Interim/Final RPPR, only Section D.1 is required in the Participants section
- Sections F: Changes and Section H: Budget are not part of the Interim/Final RPPR
- Section I: Outcomes. Section I is required for both the Interim/Final RPPR

Note about Interim RPPR and Final RPPR

The Interim RPPR (IRPPR) is used when you are submitting a Competing Renewal application (Type 2). If you opt NOT to apply for a Competing Renewal, complete the Final RPPR as you normally would

within 120 days of the project end date. If you are going to complete a Competing Renewal application (or have already submitted such an application), you will submit an Interim RPPR. This must be submitted within 120 days of the project end date.

If you are awarded the renewal, the Interim RPPR will be treated as your annual RPPR and no other progress reporting will be needed for that segment of the study. If the application is NOT awarded, then the Interim RPPR will be accepted as the Final RPPR.

To submit your Final RPPR:

1. Select the **Requires Closeout** link for the grant from Status search results.

The Closeout Status screen displays. Final RPPR is listed in the Closeout Submission Requirement column. The Action column should include a link for Process Final RPPR.

2. From Closeout Status, select the **Process Final RPPR** link.
3. Clicking the **Process Final RPPR** link opens the Final RPPR Menu screen:

4. Click the **Initiate** button to create the Final RPPR.

The Final RPPR Menu will then change, providing the user with the option to Edit the Final RPPR:

5. Selecting **Edit RPPR** from the three-dot ellipsis menu opens the navigation to the various sections of the Final RPPR:
6. Complete each section as required.
7. Be sure to click **SAVE** when moving between sections or unsaved data may be lost.
8. When done, click **Cancel** to return Final RPPR Menu screen.
9. In the Final RPPR Menu screen, there are several actions in the three-dot ellipsis menu next to the Award Number that you can use to complete the Final RPPR: For more information on these options, see [RPPR online help](#).

5.3 Edit the RPPR

Once an RPPR is initiated, its status becomes *PD/PI Work in Progress* and it becomes available for editing. The PD/PI or delegate uses the **Edit RPPR** option in the three-dot ellipsis menu for viewing and completing the report. Additionally, this option is available to the SO or AO when that user is the current reviewer of the report.

NOTE: For RPPRs with multiple PD/PIs (MPI awards), only the Contact PD/PI has access to the **Edit RPPR** option unless the Contact PD/PI has granted progress report authority to other PD/PIs. Without this authority, MPIs can only view the RPPR PDF and its routing history.

There are two means of accessing the progress report for editing. These are similar methods used for initiating the report and are as follows:

5.3.1 Access RPPR From Status

1. Select the **Status** tab from the Commons menu options.
2. Select the **List of Applications/Grants** link from the *Status* screen.

NIH RPPR Instruction Guide

U.S. Department of Health & Human Services | NIH | National Institutes of Health | Office of Extramural Research | KIRK J TIBERIUS | Help | Contact Us | Logout

eRA Electronic Research Administration
A program of the National Institutes of Health

Home | Admin | Institution Profile | Personal Profile | **Status** | ASSIST | Prior Approval | RPPR | Internet Assisted Review | xTrain | xTRACT | Admin Supp | eRA Partners | Non-Research

Status: PI Search

The Status screens have been updated. If you have any questions about the new Commons Status look and feel please contact the eRA Service Desk .

The following list of applications represents a result of the search by Grants.gov Tracking # or a list of all Recent/Pending eSubmissions. If you do not see a complete list of your Recent/Pending eSubmissions, please click the **Recent/Pending eSubmissions** menu tab again.

Recent/Pending eSubmissions

- Applications that require action (e.g., to view errors/warnings) prior to submission completion
- Applications that are available to view (during two business day correction window) prior to submission completion
- Applications that have been rejected by Signing Official

List of Applications/Awards

- Funded Awards
- Successfully submitted applications, both paper and electronic
- Review assignment status, review results, summary statements, and Notices of Award
- Other Commons features (e.g., Just In Time, eSNAP, Closeout, Financial Status Report) for previously submitted applications/awards

Search by Grants.gov Tracking Num

Enter the Grants.gov Tracking Number into the following box for easy access to a specific award application

Tracking Number Search

Figure 10 Status Screen and List of Applications/Grants Links

- From the *Status Result – List of Applications/Grants* screen, locate the grant and select the **RPPR, Interim RPPR, or Final RPPR** link from the **Action** column for the specific grant. For multi-year funded awards, the link will display as **RPPR Year <X>**, the <X> representing the reporting year.

NIH RPPR Instruction Guide

The screenshot shows the NIH RPPR web interface. At the top, there is a navigation bar with the NIH logo and 'Electronic Research Administration'. Below this is a breadcrumb trail: Home > Admin > Institution Profile > Personal Profile > Status > ASSIST > Prior Approval > RPPR > Internet Assisted Review > xTrain > xTRACT > Admin Supp > eRA Partners > Non-Research. A user profile for 'KIRK J TIBERIUS' is visible in the top right corner.

The main content area is titled 'Status Result - List of Applications/Awards' and shows a list of five applications. Each application row includes the ID, project period, PI name, title, and status. The status for the first two is 'Not Discussed', the third is 'Council review completed', the fourth is 'Pending', and the fifth is 'Awarded, Non-fellowships only'.

Below the list is a detailed table with the following columns: Application/Award ID, Grants.gov Tracking#, Proposal Title, PD/PI Name, eSubmission Status, Current Application Status, Status Date, and Available Actions. The 'Available Actions' column for the application with ID 3R01CA017015-02S1 has a red box around the 'Human Subjects' link.

Application/Award ID	Grants.gov Tracking#	Proposal Title	PD/PI Name	eSubmission Status	Current Application Status	Status Date	Available Actions
5R01CA017015-03		How Hystomedinine Interacts with Cancer Cells in Vulcans	TIBERIUS, KIRK J (PI)	Awarded, Non-fellowships only		06/25/2014	Closed RPPR Human Subjects
7R01CA017015-02		How Hystomedinine Interacts with Cancer Cells in Vulcans	TIBERIUS, KIRK J (PI)	Awarded, Non-fellowships only		09/16/2013	RPPR Human Subjects
3R01CA017015-02S1		How Hystomedinine Interacts with Cancer Cells in Vulcans	TIBERIUS, KIRK J (PI)	Awarded, Non-fellowships only		09/17/2013	Human Subjects
3R01CA017015-01	GRANT12345678	How Hystomedinine Interacts with Cancer Cells in Vulcans	TIBERIUS, KIRK J (PI)	Submission Complete	Application has been entered into computer	03/15/2013	
1R01CA017015-01	GRANT12345678	How Hystomedinine Interacts with Cancer Cells in Vulcans	TIBERIUS, KIRK J (PI)	Submission Complete	Withdrawn by IC - Other Version Encumbered	07/14/2012	
3R01CA017015-01A1	GRANT01234567	How Hystomedinine Interacts with Cancer Cells in Vulcans	TIBERIUS, KIRK J (PI)	Submission Complete	Awarded, Non-fellowships only	07/14/2012	JIT (times revised 1) Admin Supplements Human Subjects

Figure 11 RPPR Link on Status Result – List of Applications/Grants

NIH RPPR Instruction Guide

The screenshot shows the NIH eRA Commons interface. At the top, there are navigation links for U.S. Department of Health & Human Services, NIH National Institutes of Health, and Office of Extramural Research. The main header includes the eRA logo and 'Electronic Research Administration A program of the National Institutes of Health'. Below the header is a navigation menu with options like Home, Admin, Institution Profile, Personal Profile, Status, ASSIST, Prior Approval, RPPR, Internet Assisted Review, xTrain, xTRACT, Admin Supp, eRA Partners, and Non-Research. A 'Notes & Tips' section provides important information about the JIT (Just in Time) link. The main content area displays a 'Status Result - List of Applications/Awards' with a 'Grouped View' button. Three application entries are shown:

- R01NS117827**: 07/01/2020 - 06/30/2025 (Project Period), ZLOKOVIC, BERISLAV V (PD/PI), 'Activated protein C mechanisms of brain white matter protection and new therapies for brain white matter ischemic injury' (Title), Pending IRG Review.
- R01NS117045**: 04/01/2020 - 03/31/2025 (Project Period), ZLOKOVIC, BERISLAV V (PD/PI), 'Activated protein C protein C protective pathways in the white matter and new activated protein C-based therapies for white matter stroke' (Title), Withdrawn.
- RF1AG039452**: 08/01/2011 - 01/31/2024 (Project Period), ZLOKOVIC, BERISLAV V (PD/PI), 'The role of pericytes in the aging brain and pathogenesis and treatment of neurodegeneration, and Alzheimer's A-beta and tau pathology' (Title), Awarded. Non-fellowships only.

Below the list is a detailed table with the following columns: Application/Award ID, Grants.gov Tracking#, Proposal Title, PD/PI Name, eSubmission Status, Current Application Status, Status Date, and Available Actions. The 'Available Actions' for the award RF1AG039452-06 (GRANT12605559) is highlighted with a red box, showing 'RPPR Year 1' and 'RPPR Year 2'.

Application/Award ID	Grants.gov Tracking#	Proposal Title	PD/PI Name	eSubmission Status	Current Application Status	Status Date	Available Actions
2RF1AG039452-06	GRANT12605559	The role of pericytes in the aging brain and pathogenesis and treatment of neurodegeneration, and Alzheimer's A-beta and tau pathology	ZLOKOVIC, BERISLAV (PI)	Submission Complete	Awarded. Non-fellowships only	02/13/2019	RPPR Year 1 RPPR Year 2

Figure 12 Multi-Year Funded Award RPPR Link

5.3.2 Access RPPR From the RPPR Module in eRA Commons

1. Select **RPPR** from the Commons menu options.
2. Select the specific grant by clicking the hyperlink in the **Award Number** column on the *Manage RPPR* screen. SOs/AOs must perform a query first.

The screenshot shows the 'Manage RPPR' screen. At the top, there is a 'Grant List' header and a 'Manage RPPR' title with a help icon. Below the title, there is a note: '* indicates GS Number.' The main content area is titled 'Applications/Awards' and shows a table with 4 results. The table has columns: Award Number, PD/PI Name, Project Title, Due Date, Status, and Current Reviewer. The 'Award Number' '5R01CA100000-05' is highlighted with a red box. The 'Due Date' is 12/15/2021 with a warning icon. The 'Status' is 'PD/PI Work in Progress'.

Award Number	PD/PI Name	Project Title	Due Date	Status	Current Reviewer
5R01CA100000-05	BROWN, JAN	Glioblastoma	12/15/2021 ⚠	PD/PI Work in Progress	BROWN, JAN

Figure 13 Manage RPPR List of Grant Applications

The appropriate *RPPR Menu* screen – either for single-project or multi-project RPPRs – displays with editing options. To see the actions available on the RPPR, including the **Edit RPPR** option, click the three-dot ellipsis icon next to **Award Number** and a menu appears.

5.3.3 Accessing a Single-Project RPPR for Editing

For single-project awards, the *RPPR Menu* screen displays with a three-dot ellipsis menu next to **Award Number**. Only those options which are currently possible appear; for instance, if you are editing the RPPR, the **Route..** action appears, but not the **Recall**, whereas if you just routed the RPPR, the **Recall** action appears, but not the **Route..** action. The following options are available either under the three-dot ellipsis menu or as a button:

Edit RPPR

Check for Errors

View RPPR as PDF

View Routing History

Route to Next Reviewer

Cancel button

NOTE: Once an RPPR has been routed for review, the **Recall** action appears in the three-dot ellipsis menu, while the Submit option disappears. These functions are covered in subsequent chapters.

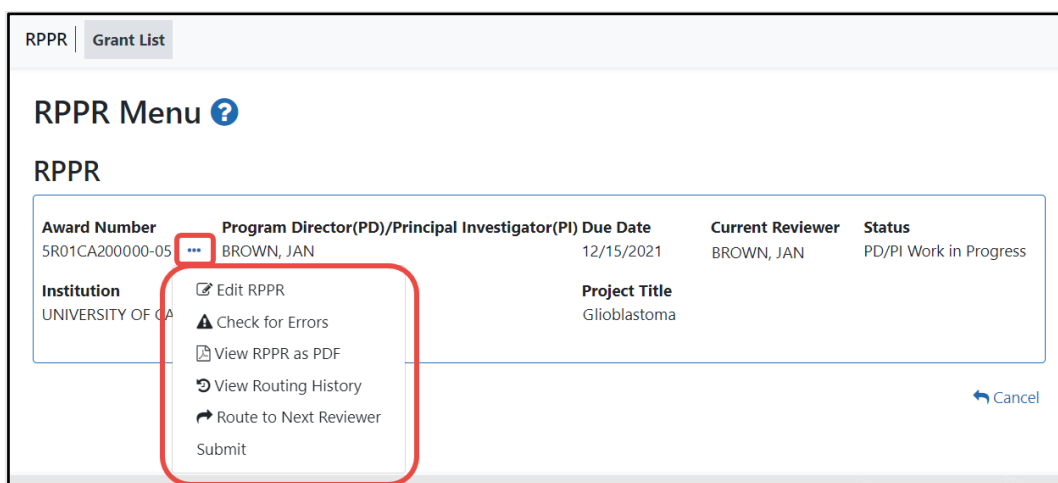


Figure 14 RPPR Actions

Select **Edit RPPR** from the three-dot ellipsis menu to open the RPPR for editing.

Refer to the section of this document titled [Editing the RPPR Forms](#) for more information on editing the forms.

5.3.4 Accessing a Multi-Project and Single-Project with Complicated Structure RPPR for Editing

A *multi-project RPPR* is a progress report submitted for a funded program (activity code) which has multiple, interrelated components sharing a common focus or objective.

A *component* (for the purposes of applications and progress reports) is a distinct, reviewable part of the multi-project application or progress report for which there is a business need to gather detailed information identified in the funding opportunity announcement (FOA).

Components typically include general information (component organization, project periods, project title, etc.), performance sites, personnel, and budget. The FOA defines the construction and naming convention for the application; the funded application defines the construction and naming convention for the progress report.

For multi-project awards, the *RPPR Menu* screen displays the following available options under the

three-dot ellipsis icon on the **Application Information** section of the screen:

View RPPR as PDF

View Routing History

Route to Next Reviewer

Cancel button

NOTE: Once an RPPR has been routed for review, the **Recall** and **Submit** buttons are enabled. These functions are covered in subsequent chapters.

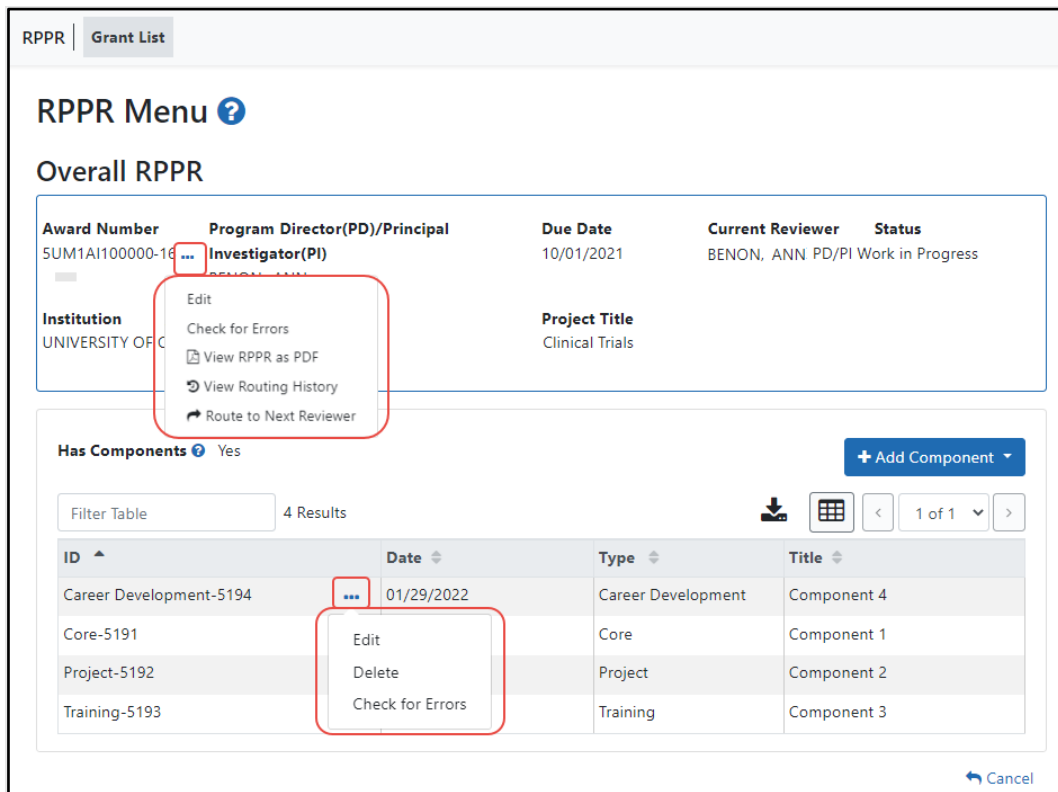


Figure 15 RPPR Menu Options for Multi-Project RPPRs

Overall

Below the **Overall RPPR** is a table showing components. For multi-component awards, the **Yes** radio button on the **Has components?** field is selected.

The **RPPR Menu** for a multi-project RPPR without components does not include the component table and the **No** radio button is selected for **Has components?**

To edit the RPPR for the Overall, click the three-dot ellipsis menu for the overall award in the top section of the screen below) and select **Edit RPPR**.

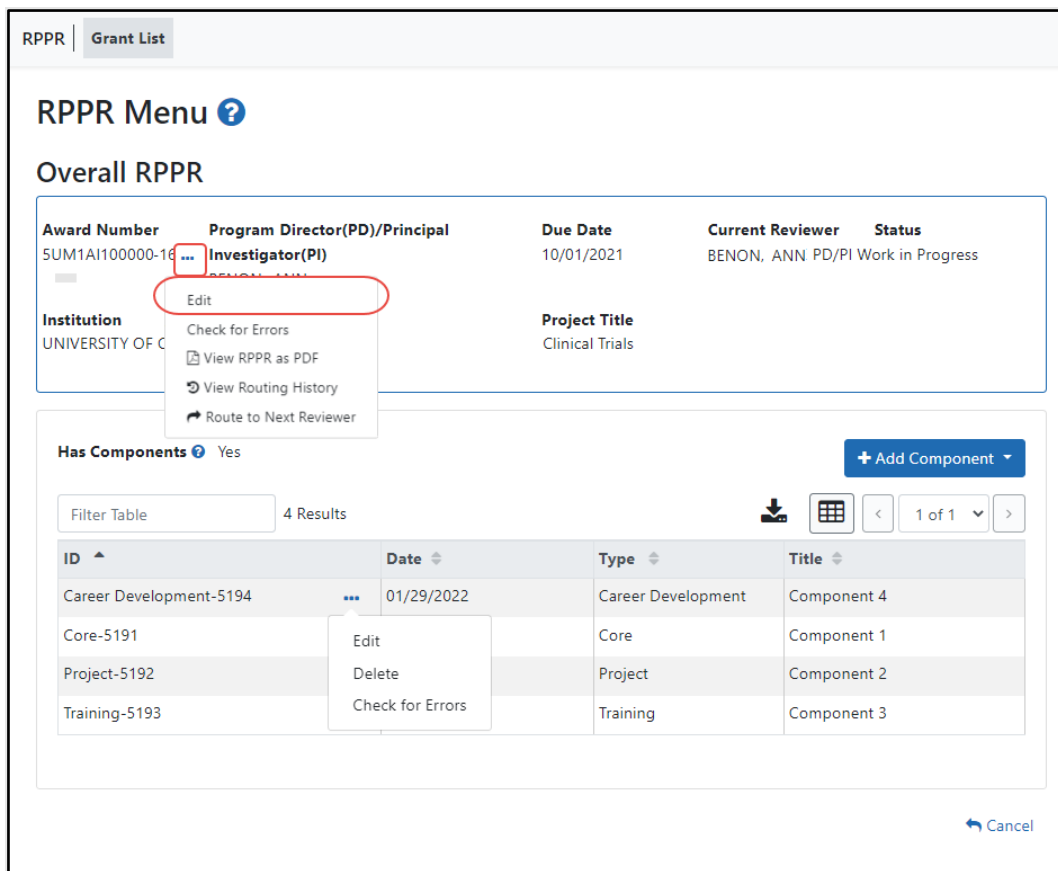


Figure 16 Edit Option for Overall

Individual Components

If the award has individual components (e.g., a multi-project award), *each* component must be reported in the RPPR. To add components, select the **Yes** radio button next to the question **Has components?** Selecting **Yes** displays the **Add Component** button for the individual components.

NOTE: Any individual components previously added will already be displayed in a table beneath this feature. In this scenario, the “**Has components?**” option is set to **Yes** and disabled. This includes components which were part of a previously submitted progress report for the grant.

To add an individual component:

1. Click the **Add Component** button. The *Add New Component* popup appears.

Figure 17 Add New Component Popup

2. Enter the **Component Project Title** and select a **Component Project Type** from the dropdown.
3. Click the **Add Component** button in the popup.
Added individual components display in a table beneath the Overall, showing the **ID, Date, Type, Title**, and available actions under the three-dot ellipsis icon.
4. To edit a component's RPPR, click its three-dot ellipsis menu, and select **Edit RPPR**.

Refer to the section of this document titled [Editing the RPPR Forms](#) for more information on editing the RPPR forms.

Individual components can be removed from the RPPR by clicking that component's three-dot ellipsis menu and selecting **Delete**; the component is deleted immediately. *The delete option is not available for Overall.*

IMPORTANT: If you choose to delete a component, all data related to this component – including all budget data – will be lost. This data cannot be recovered once it has been deleted.

5.3.5 Editing the RPPR Forms

After selecting the appropriate editing option, the RPPR section A. *Cover Page* displays. The *Cover Page* includes information about the grant, PD/PI, signing and administrative officials, organization, and project/reporting/budget periods. Some of this information may be auto-populated. For more information on the *Cover Page*, refer to the section of this document titled Section A – Cover Page located in the the [Instructions for RPPR Sections A–I](#).

1. Update the information as necessary and select the **Save** button.

The *Cover Page* includes tabs at the top and links at the bottom of the page for navigating to the other sections (e.g., **Accomplishments, Participants**), which may be completed in any order.

Before navigating to and from any of these sections, it is always necessary to select the **Save**

NIH RPPR Instruction Guide

button to save all changes on the current page. Navigating away from any page on the RPPR without selecting **Save** results in the loss of any information entered prior to the last save.

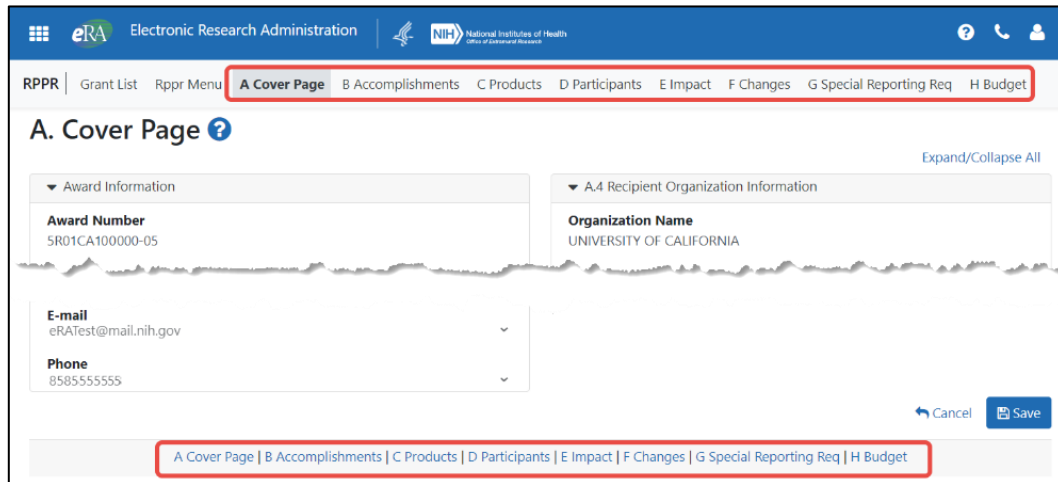


Figure 18 RPPR Cover Page and Section Navigation Links

2. Sections can be completed in any order. To navigate and populate the other sections of the RPPR, select the appropriate link from the top or bottom of the page.

The same navigational links appear on each section of the RPPR. For information on the specific fields in each section refer to Chapter 6 [Instructions for RPPR Sections A–I](#).

3. Complete the appropriate fields of the report.

Details for completing each section are discussed later in this document. Many of the fields on these pages, however, behave in a similar manner and are discussed below.

+ Add Button

To use an Add button, click it to see a popup, then enter or select data into the appropriate fields.

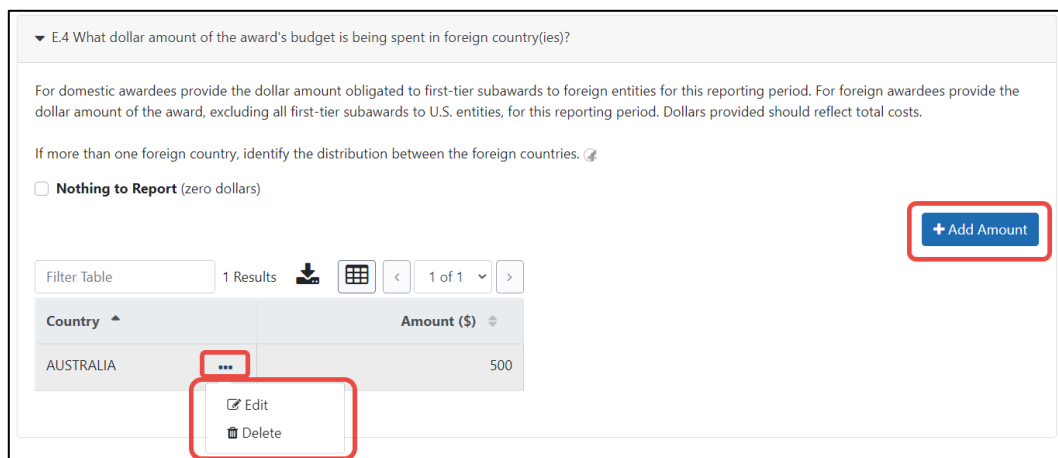


Figure 19 Add Button

Items can be edited or deleted from the table using the actions listed under the three-dot ellipsis menu.

Text Box

All text boxes on the RPPR have character limits. The number of characters available is reflected beneath each text box as characters are entered.

List the major goals below

The major goal of this project is to...

7961 characters remaining.

Figure 20 Total Remaining Characters

Changing Saved Responses

While in WIP status, answers may be changed. A warning message displays as follows:

The entered/uploaded response will be deleted. Do you wish to continue?

The user editing the information can choose to **Continue** or **Cancel** the action. Choosing **Continue** deletes the previous response, removes any attachments, and disables the relevant fields associated with the question. Choosing **Cancel** cancels the change.

1. Select the **Save** button before navigating to the next page.
2. To return to the *RPPR Menu*, select the **Cancel** button.

When an RPPR is ready for review and submission, it is routed to the next reviewer. Refer to the section of this document titled Route the RPPR for steps on routing to the next reviewer.

Table Tools

You might notice various icons above tables in RPPR. Several built-in table tools let you work with data in tables.

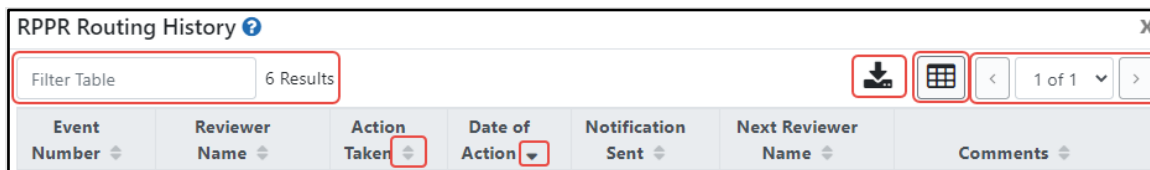


Figure 21 Table Tools

Filter

6 Results

Figure 22 Filter Table Field

Entering filter text to see instant filtering of the list as you type, with the number of found results updated as you type. The text you type in filter is highlighted in the table.

Sorting Columns

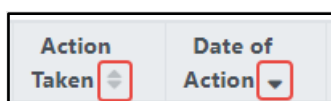


Figure 23 Column Sort Options

Click column headers to sort by that column. Gray up and down triangles indicated a non-sorted column. A solid black up arrow indicates the table is sorted by that column-descending and solid black down

arrow indicates the table is sorted by that column ascending.

Download/Print Tool



Figure 24 Download Tool

Use the download tool to export table data to Excel or PDF, or to print. Data from all columns is exported/printed even if only a subset of columns are visible.

Grid Tool



Figure 25 Grid Tool

To help avoid scrolling, use the grid tool to specify how many table rows appear per page.

Search Results Navigation



Figure 26 Navigation Tools

Navigate to each page of search results using the above tool.

5.3.6 Editing Inclusion Enrollment Data

The following chapter discusses inclusion data in the Human Subjects System (HSS) as accessed and processed via your RPPR. For more information on HSS, please refer to the HSS [Online Help](#) or the [HSS Training website](#).

To update inclusion enrollment data, select the **Human Subjects** link from question **G.4** of section **G. Special Reporting Requirements**. For additional information on inclusion procedures in the RPPR, please review [Section G – Special Reporting Requirements](#).

IMPORTANT: Before selecting the Human Subjects link, click the Save button on the RPPR to save all of your work in Section G. Failure to do so will result in a loss of data on your report.

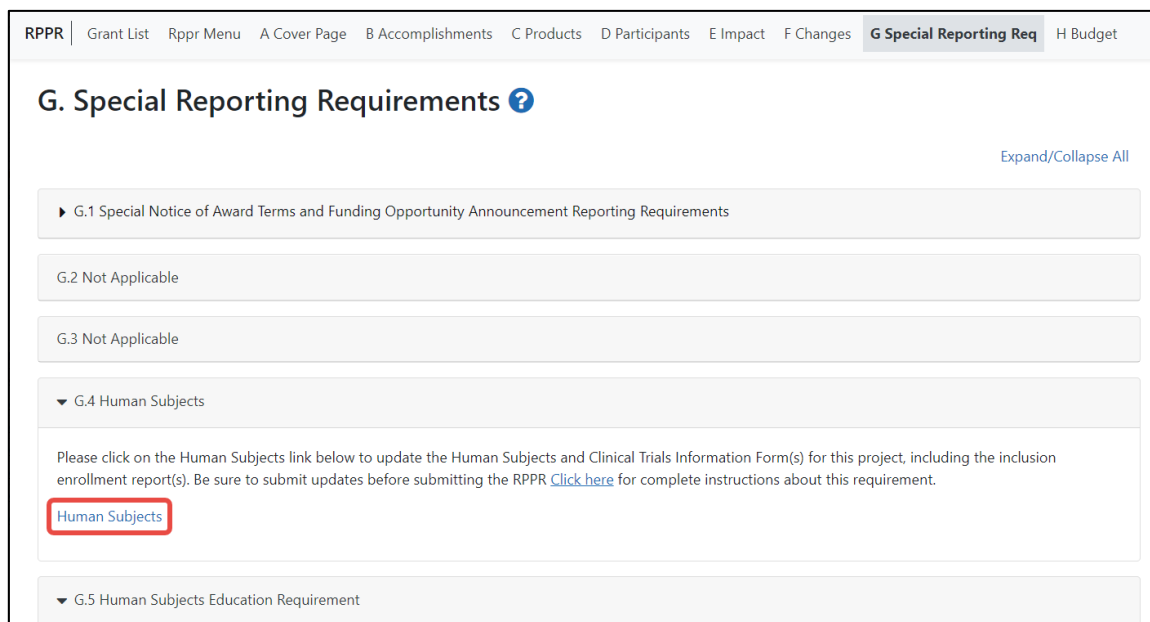


Figure 27 Human Subjects Link in Question G.4

The **Human Subjects** link will take you to the *Application Information* screen. Click on the **HSCT Post Submission** tab. This will take you to the *Study Record(s)* screen that displays all the study records and delayed onset records for the grant. You may view the information within a study record, including the last inclusion enrollment report (IER) by clicking on the **View** button under the **Action** column within the list of study records.

To edit the inclusion information, click the **Edit** button at the top of the screen. You will now see an **Edit** button under the **Action** column within the list of study records. Click on this **Edit** button to make changes to the study record information, including the inclusion enrollment data.

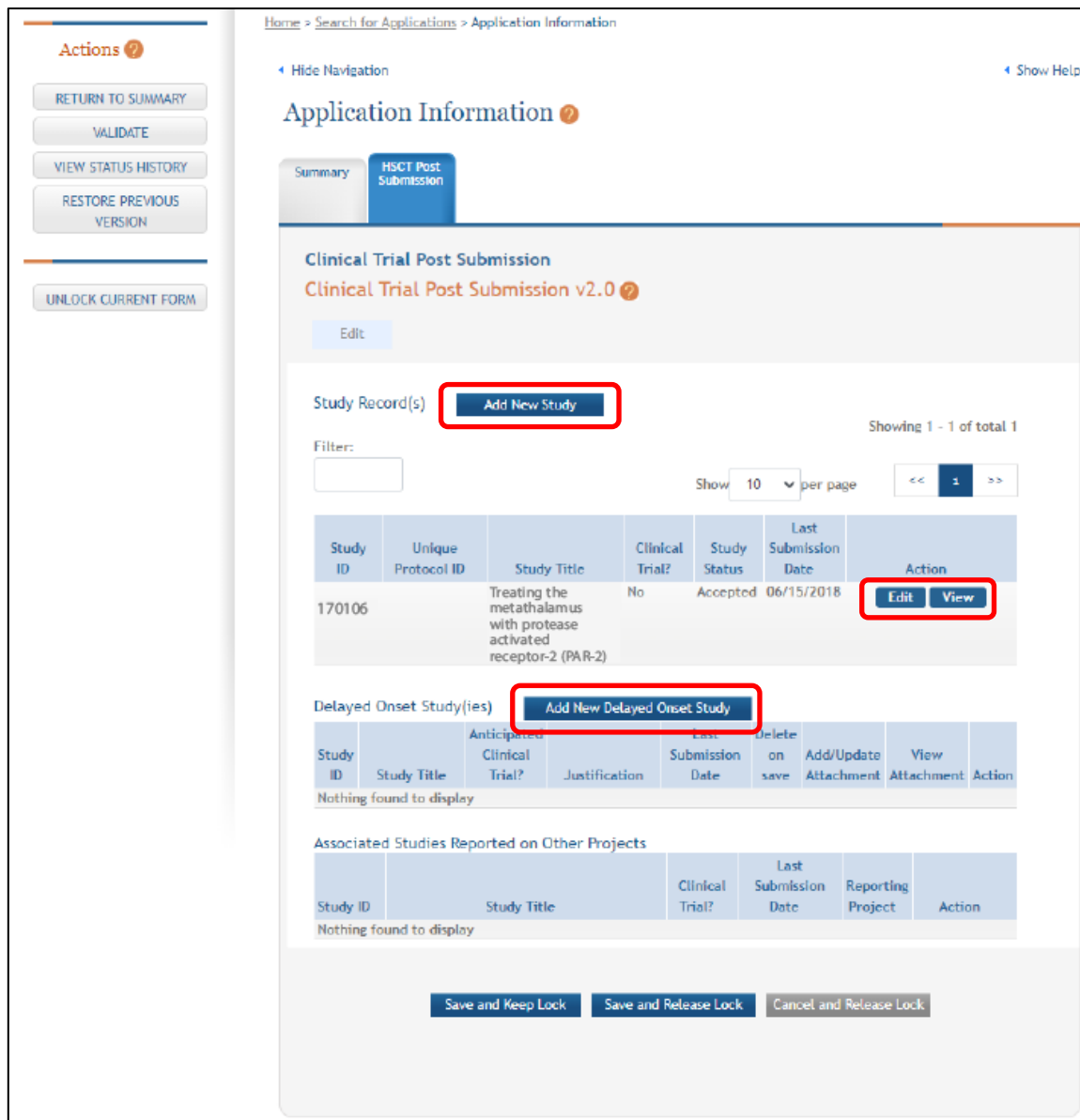


Figure 28 Manage IERs for Single Project

The Inclusion Enrollment Report (IER) is within the Study Record and can be found in Section 2- Study Population Characteristics. Here, you can add a new inclusion enrollment report, or edit a report that was previously created.

Figure 29 Adding/Editing an Inclusion Enrollment Report

Select the **Edit** button in the **Action** column to edit the Inclusion Enrollment Report.

The *Inclusion Enrollment Report* screen contains the following information:

Inclusion Enrollment Report Fields

- **Using an Existing Dataset or Resource**
Displays Yes/No as indicated by radio buttons
- **Enrollment Location Type**
Displays Domestic/Foreign as indicated by radio buttons
- **Enrollment Country(ies)**
Displays the country of enrollment as identified from a dropdown list
- **Enrollment Location(s)**
Displays a location entered by the user.
- **Comments**
An optional text field for entering cumulative enrollment comments. If any comments for cumulative form were entered before, this field is pre-populated when editing an existing IER.

See the [application guide instructions](#) for more information about Inclusion Enrollment report fields.

The screenshot shows a web form titled "Inclusion Enrollment Report 2 v2.0". At the top left, there are tabs for "Summary" and "HSCT Post Submission". Below the tabs is a breadcrumb trail: "Human Subjects Summary > Study Record: 2 > Inclusion Enrollment Report: 2". The form title "Inclusion Enrollment Report 2 v2.0" is displayed in blue with a help icon. An "Edit" button is located below the title. The form contains six numbered sections:

- 1. Inclusion Enrollment Report Title:** A text input field with a placeholder "Enter up to 600 characters" and a "Characters Remaining: 600" indicator.
- 2. Using an Existing Dataset or Resource:** Radio buttons for "Yes" and "No".
- 3. Enrollment Location Type:** Radio buttons for "Domestic" and "Foreign".
- 4. Enrollment Country(ies):** A dropdown menu currently showing "None selected".
- 5. Enrollment Location(s):** A text input field with a placeholder "Enter up to 255 characters" and a "Characters Remaining: 255" indicator.
- 6. Comments:** A text input field with a placeholder "Enter up to 500 characters" and a "Characters Remaining: 500" indicator.

Figure 30 Inclusion Enrollment Report Fields

The cumulative enrollment table includes racial categories along the left side the of the table and ethnic categories, divided by sex/gender, along the top of the table. The individual enrollment count cells are editable and set to zero by default, when populating a new IER. When editing an existing form, these values are pre-populated with any other value previously entered. The total fields are calculated by HSS and sum up as rows and columns accordingly. The total values are not editable fields.

NOTE: The cumulative inclusion table includes fields for entering Unknown/Not Reported race, ethnicity, and sex/gender data.

There are two ways to edit the existing Inclusion Enrollment Report (IER) data for Cumulative (Actual) counts:

1. You can update the cells online in the existing report itself.
2. You can download a template for entering participant-level data by clicking on the **Download Participant Level Data Template** button.

This will download a spreadsheet file in the proper CSV format to be used by the system.

- Fill the template out with data, save the changes, and then upload the spreadsheet by clicking on the **Upload Participant Level Data Attachment** button. This uploaded data will populate the cells in the report.
- You can click on the **Download Current Participant Level Data** button to download the file containing the data for your own records.
- If you need to clear the current records, use the **Remove Current Participant Level Data** button.

Update the values in the individual enrollment count cells as necessary, and select the **Save and Release**

Lock button. To leave the form without saving any changes, select the **Cancel and Release Lock** button instead. Saving and canceling both return you to the *Study Record(s)* screen.

POLICY: Individual-level participant data on sex/gender, race, ethnicity and age at enrollment is required in progress reports for competitive applications submitted for due dates on or after January 25, 2019 (See NIH Guide Notice [NOT-OD-18-116](#)). Inclusion data for subsequent RPPRs must be provided using the file upload option.

Cumulative (Actual)

Racial Categories	Ethnic Categories									Total
	Not Hispanic or Latino			Hispanic or Latino			Unknown/Not Reported Ethnicity			
	Female	Male	Unknown/Not Reported	Female	Male	Unknown/Not Reported	Female	Male	Unknown/Not Reported	
American Indian/Alaska Native	0	0	0	0	0	0	0	0	0	0
Asian	0	0	0	0	0	0	0	0	0	0
Native Hawaiian or Other Pacific Islander	0	0	0	0	0	0	0	0	0	0
Black or African American	0	0	0	0	0	0	0	0	0	0
White	0	0	0	0	0	0	0	0	0	0
More than One Race	0	0	0	0	0	0	0	0	0	0
Unknown or Not Reported	0	0	0	0	0	0	0	0	0	0
Total	0	0	0	0	0	0	0	0	0	0

Instructions for Participant Level Data Upload ⓘ
Participant level data file (CSV):

Download Participant Level Data Template Upload Participant Level Data Attachment

Save and Keep Lock Save and Release Lock Save and Add Cancel and Release Lock Remove Report

Figure 31 Cumulative (Actual) Enrollment Table

5.2.4.1 Changes to Planned Enrollment

If there are changes from the planned enrollment originally approved for funding, contact the program officer to discuss updating/revising the planned enrollment. See Section G – Special Reporting Requirements of this guide for more information.

From the *Study Record(s)* screen, select the **Edit** link in the **Action** column of the *Inclusion Enrollment Report* section to edit the *Inclusion Enrollment Report*.

The planned enrollment table includes racial categories along the left side of the table and ethnic categories, divided by sex/gender, along the top of the table. The individual enrollment count cells are editable and set to zero by default, when populating a new IER. When editing an existing form, these values are pre-populated with any other value previously entered. The total fields are calculated by HSS and sum up as rows and columns accordingly. The total values are not editable fields.

POLICY: For additional information on racial and ethnic categories or inclusion policy, refer to [Inclusion of Women and Minorities as Participants in Research Involving Human Subjects](#) and [Inclusion - Basis of Sex/Gender and Race/Ethnicity](#).

Update the values in the individual enrollment count cells as necessary, and select the **Save and Release Lock** button. To leave the form without saving any changes, select the **Cancel and Release Lock** button instead. Saving and cancelling both return you to the *Study Record(s)* screen.

5.2.4.2 No Inclusion Data Records Provided

When inclusion monitoring is required and no IERs exist, RPPR system will NOT allow the submission

of the progress report without IER(s). For the current FY it will display an error message and require that you submit a new enrollment record.

This is true for the current FY of a multi-year award as well. For the past FYs (when the progress report is late), a standard message is displayed in lieu of the error message as follows:

NIH policy requires inclusion to be monitored, but no inclusion data record(s) (IERs) have been provided.

This standard message will appear on both the screen and the PDF version of the progress report.

Submit New Planned Inclusion Record

From the Study Records(s) screen, select the Add New Inclusion Enrollment Report to create a new IER. If no study records exist, first add a study record using instructions in the [online help](#).

Upon a successful save of a new IER, attributes (Foreign/domestic indicator/planned comments), Planned Inclusion Data (as entered), and Cumulative Inclusion Data (as zeros) are also created; the new IER is assigned a unique IER #.

5.3.7 Editing the RPPR Budget Forms

Budget Form (H.1)

To add a budget, choose an option from the drop-down list and click the **Add Budget** button. The added budget type appears in the first table. Click the budget's three-dot ellipsis menu and select **Edit** to open the form for editing. Most awards now use the SF424 R&R budget form. However, training awards may use the SF424 and/or the PHS 398 training budget. The PHS Additional Indirect Costs budget form is available as an optional form for the Overall component of a multi-project award with multiple institutions/organizations.

Please contact the Grants Management Specialist assigned to your grant if you have questions on the appropriate form to use.

Budget types include:

- SF 424 Research & Related Budget form
- PHS 398 Training Budget
- PHS Additional Indirect Costs form

NOTE: Budget types can be deleted by clicking the budget's three-dot ellipsis icon and selecting **Delete**. After deleting a form, be sure to save the RPPR before navigating away from the *H.Budget* tab. The **Save** button is at bottom of the screen.

Subaward Budget Form (H.2)

To add a subaward budget, choose an option from the drop-down list and select the **Add Subaward Budget** button. A table appears listing the subaward budget you added. To edit the subaward budget, click its three-dot ellipsis icon and select **Edit**, which opens the form for editing. Click the **Save** button before exiting the form.

Subaward budget types include:

- SF 424 Research & Related Subaward Budget form
- PHS 398 Subaward Training Budget

The recipient may select up to 30 subaward budgets.

NOTE: Subaward budget types can be deleted by clicking the subaward’s three-dot ellipsis icon and selecting **Delete**.

H. Budget

Tips & Notes:
Alert: Please save all changes before leaving the page.

H1. Budget Form

For training awards, grantees should select the applicable RPPR budget type (e.g., SF424 (R&R) or PHS 398 Training Budget) from the drop down menu. For a small number of NIH training awards the grantee is required to submit both the SF424 (R&R) and PHS 398 Training Budget; the RPPR will accommodate this.

If completing the SF424 (R&R), follow the instructions in the SF424 (R&R) Application Guide for NIH and Other PHS Agencies, Section I, 4.7 R&R Budget Component, sections A-K. The budget justification should be uploaded as item K, and must include detailed justification for those line items and amounts that represent a significant change from previously recommended levels (e.g., total rebudgeting greater than 25 percent of the total award amount for this budget period).

If completing the PHS 398 Training Budget, follow the instructions in the SF424 (R&R) Application Guide for NIH and Other PHS Agencies, Section I, 8.5 PHS 398 Training Budget Component, items A-F. The budget justification should be uploaded as item F, and must include detailed justification for those line items and amounts that represent a significant change from previously recommended levels (e.g., total rebudgeting greater than 25 percent of the total award amount for this budget period).

Select a budget to add from the dropdown list:

Please select a budget type

Filter Table 1 Results

Budget Type	Funds Requested(\$)
SF 424 Research and Related Budget	\$1.00

H2. Subaward Budget Form

For awards with subaward/consortium budgets, the grantee may select up to 30 subaward budgets. To complete a detailed budget for a subaward/consortium, follow the SF424 (R&R) Application Guide for NIH and Other PHS Agencies, Section I, 4.8 Special Instructions for Preparing Applications with a Subaward/Consortium or 8.6 PHS 398 Training Subaward Budget Attachment(s) Form.

Select a budget to add from the dropdown list:

Please select a budget type

Maximum of 30 Subawards

Filter Table 1 Results

Budget Type	Subaward	Organization
SF 424 Research and Related Subaward Budget	1	

A Cover Page | B Accomplishments | C Products | D Participants | E Impact | F Changes | G Special Reporting Req | H Budget

Figure 32 RPPR H. Budget - Questions H.1 Budget Form & H.2 Subaward Budget Form

NOTE: Remember to save the information before exiting the form by clicking the **Save** button at bottom of the form.

For single-component grants, and for the OVERALL component of a multi-component grant, the UEI

automatically populates the **Unique Entity Identifier** and **Organization Name** fields of the recipient organization on the budget form, but these fields are NON-editable.

For a multi-component grant, the component’s UEI and organization name are prepopulated with the grantee organization’s data, but both the **Unique Entity Identifier** and **Organization Name** fields are editable, so you can choose to change them.

SF424 Research & Related Budget ?

Component ID: Core-002 Expand/Collapse All

OMB Number: 0925-0001 *Required field(s)

Unique Entity Identifier (UEI) * ?	Budget Period:
<input type="text" value="RRRRRR668888"/> <input type="button" value="Q"/>	1
Organization Name * ?	Start Date
<input type="text" value="UNIVERSITY OF ANGLOS"/> <input type="button" value="Q"/>	01/01/2023
Budget Type	End Date
Project	12/31/2023

Figure 33 Organizational UEI on SF 424 Research & Related Budget

To change either the UEI or the organization name associated with this budget:

1. Click one of the magnifying glass icons next to the **Unique Entity Identifier (UEI)** or **Organization Name** fields.

The Search Organization popup appears.

Search Organization [X]

Unique Entity Identifier (UEI)

Organization Name

JY2VAV 222222	HARVARD SCHOOL	BOSTON, MA HARVARD SCHOOL 15 Tront Street STONBO, MA
NNNNN555555	HARVARD, INC.	HPHC OFFICE 401 Park Drive, Suite 401 Fast

2. Enter information in either field (**Unique Entity Identifier** or **Organization Name**) and click **Search**.

A list of matches appears.

NOTE: If no matches appear, you can click the **Add New Organization** button to type the UEI and organization name manually and click Save. Whatever you entered will then

populate the **Unique Entity Identifier** or **Organization Name** fields.

3. Select the organization you are searching for and click **Save**.

Both the **Unique Entity Identifier** or **Organization Name** field are updated with the information of the organization you selected.

NOTE: If subaward budgets are completed, the system will not calculate the budget line item F.5 for the main budget (see figure below). Total consortium costs for the main budget **MUST** be computed and entered manually into budget line item F.5.

▼ F. Other Direct Costs

Funds Requested

1. Materials and Supplies (\$)
\$ 0.00

2. Publication Costs
\$ 0.00

3. Consultant Services
\$ 0.00

4. ADP/Computer Services
\$ 0.00

5. Subawards/Consortium/ Contractual Costs
\$ 0.00

6. Equipment or Facility Rental/User Fees
\$ 0.00

7. Alterations and Renovations
\$ 0.00

8. Other Cost
Enter Other Direct Cost Description
\$ Enter Funds Requested (numeric only)

9. Other Cost
Enter Other Direct Cost Description
\$ Enter Funds Requested (numeric only)

10. Other Cost
Enter Other Direct Cost Description
\$ Enter Funds Requested (numeric only)

Total Other Direct Costs

Figure 34 SF 424 R&R Budget Form - Question F.5

5.4 Check RPPR for Errors and Warnings

At any time before an RPPR is submitted to agency, an error check can be performed to verify that the report passes the business rules and system validations in place. Any user who has access to the RPPR may perform the error check.

5.4.1 Checking for Errors on Single-Project RPPRs

To perform an error check on the RPPR for single-project RPPRs, click the three-dot ellipsis menu next to the **Award Number** and select **Check for Errors**.

NIH RPPR Instruction Guide



Figure 35 Check for Errors option on RPPR Menu for a Single-Project RPPR

If errors or a warning exist, the appropriate error or warning message displays for each failed occurrence. **All errors must be corrected prior to submission;** the system will prevent submission of an RPPR containing errors. However, the system will not prevent submission of an RPPR when a warning message is displayed.

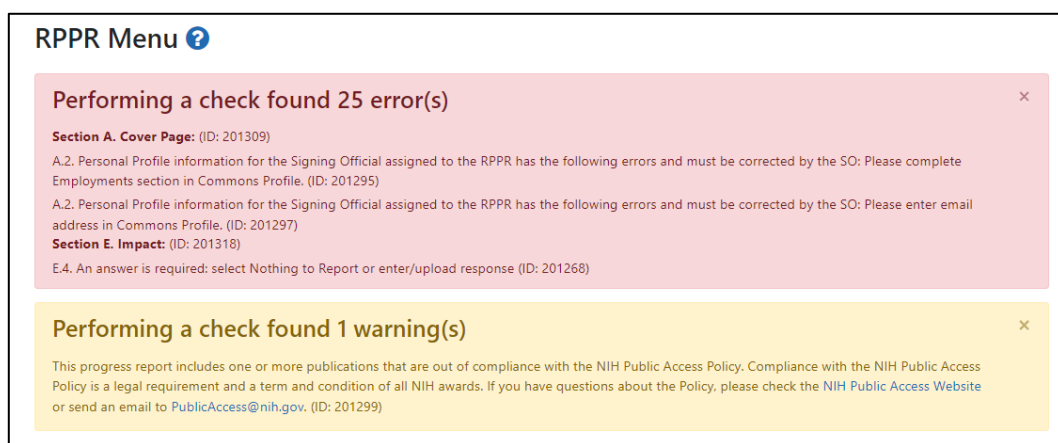


Figure 36 RPPR Error Messages (Examples)

If all validations pass, a message displays indicating: *No errors found on validation.*

5.4.2 Checking for Errors on a Multi-Project RPPR

To perform an error check on the Overall or individual component of a multi-project RPPR, select the **Check for Errors** option from the three-dot ellipsis menu on the *RPPR Menu* screen for the Overall or individual component being validated.

NOTE: Refer to section [Accessing a Multi-Project and Single-Project with Complicated Structure RPPR for Editing](#) for information on adding individual components to the RPPR.

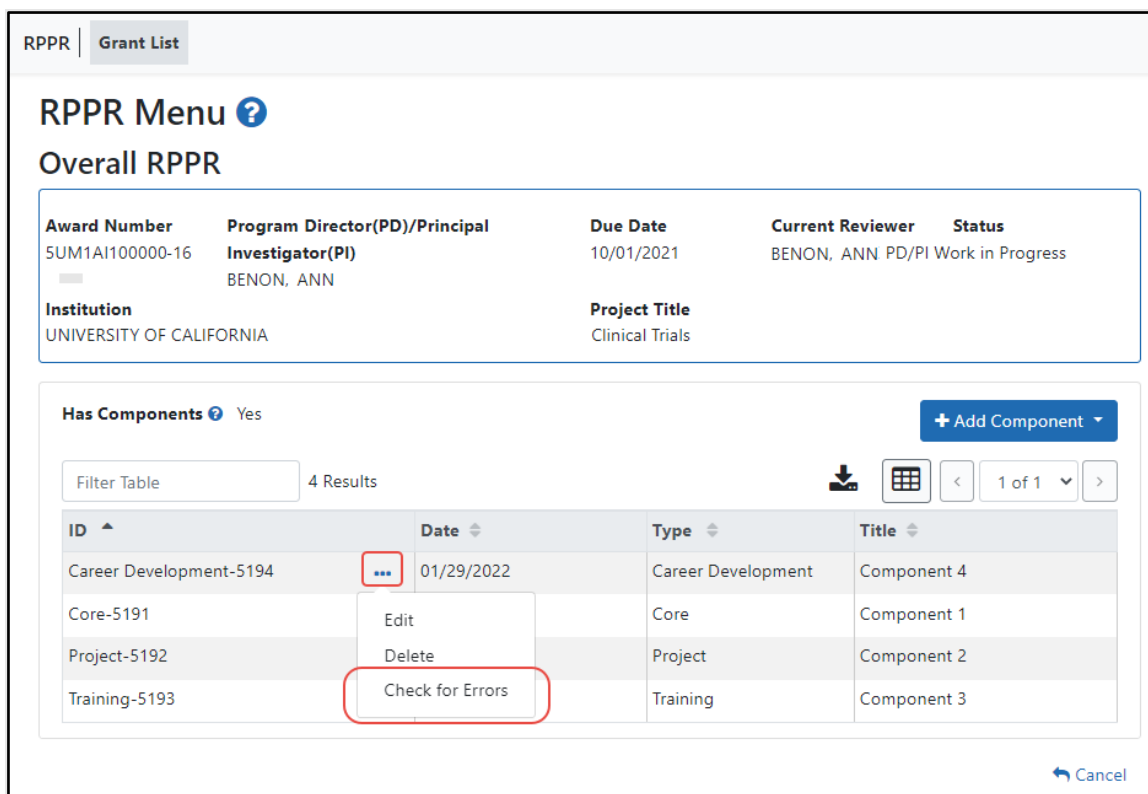


Figure 37 Check for Errors Links for Multi-Project RPPRs

If errors or a warning exist for the chosen component, the appropriate error or warning message displays for each failed occurrence. Select the **Check for Errors** option for the other components to perform a check against them.

All errors must be corrected prior to submission; the system will prevent submission of an RPPR containing errors. However, the system will not prevent submission of an RPPR when a warning message is displayed.

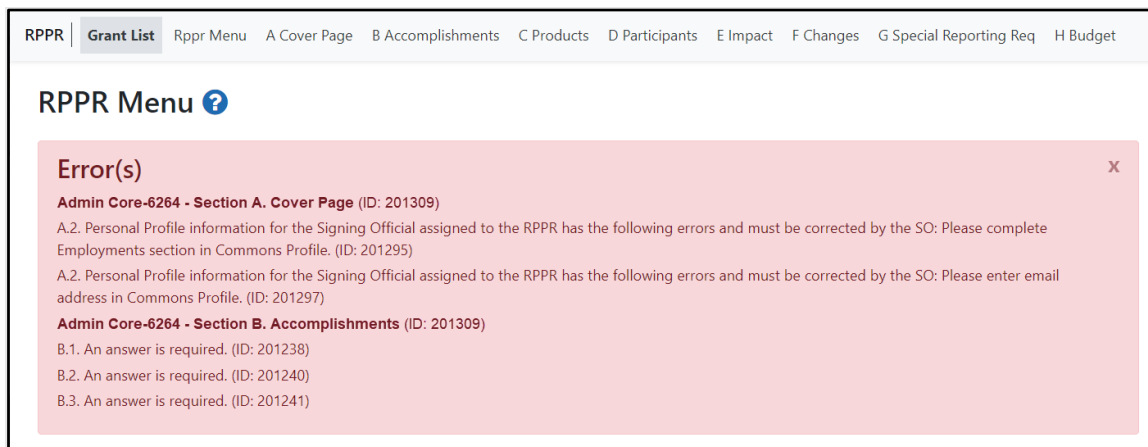


Figure 38 Errors and Warnings for One Component of a Multi-Project RPPR

If all validations pass, a message displays indicating: *No errors found on validation.*

5.5 Route the RPPR

Progress reports in *Work in Progress (WIP)* status can be routed to others for review or corrections by the current reviewer of the report. The routing feature is found on the *RPPR Menu* screen.

NOTE: A person who is *delegated* a role of PD/PI cannot route an RPPR to the next reviewer.

To route an RPPR to the next reviewer:

1. On the *RPPR Menu* screen, click the three-dot ellipsis icon and select **Route to Next Reviewer**.

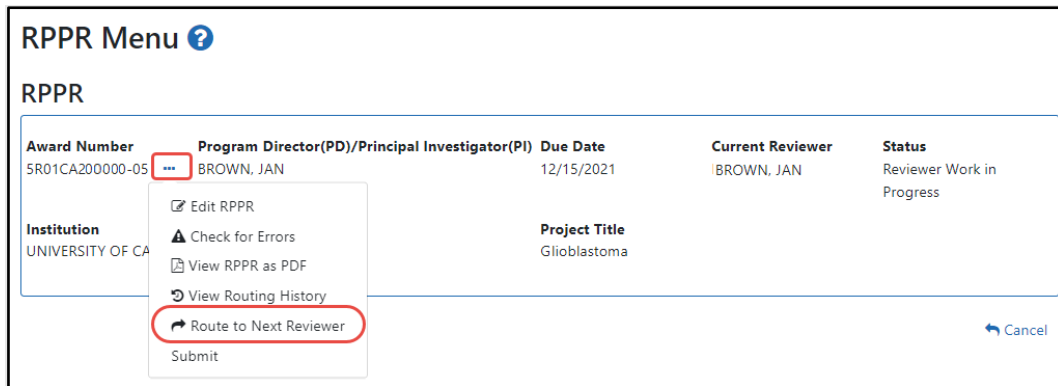


Figure 39 RPPR Menu – Route Option

NOTE: The figure above shows the *RPPR Menu* for a single-project RPPR, however, multiproject RPPRs have a similar **Route** option on their own *RPPR Menu* screen.

The *Route RPPR to Next Reviewer* screen displays. From this screen, the next reviewer can be chosen from a list of reviewers, and comments can be added.

2. Select a reviewer from the **Next Reviewer** dropdown.
3. *Optional:* Enter comments in the **Comments** field to provide information to the next reviewer.
4. *Required for PD/PI ONLY:* Click the checkbox that certifies statements are true. Signing officials do not see the “*I certify that the statements herein are true...*” checkbox.

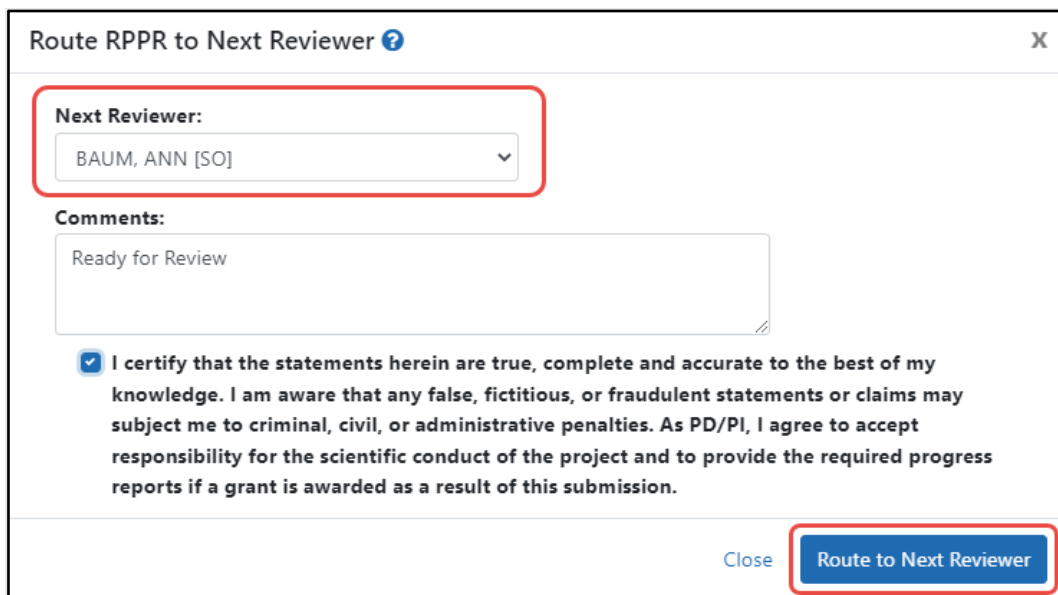


Figure 40 Route RPPR to Next Reviewer

5. Click the **Route to Next Reviewer** button.

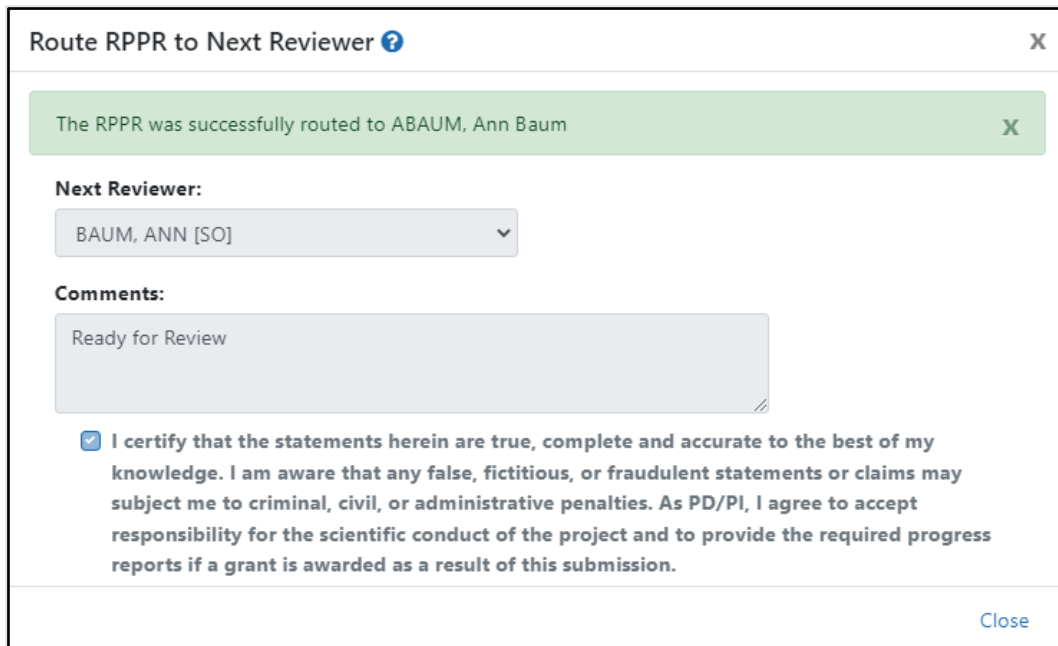


Figure 41 Route RPPR to Next Reviewer Success Message

A success message appears. Click the **Close** link in the success message and the *RPPR Menu* displays once again.

The person who routed the RPPR can no longer edit the report (the **Edit RPPR** option disappears from the three-dot ellipsis menu). The editing feature is now available only to the new reviewer. The RPPR status is updated to *Reviewer Work in Progress*.

5.6 Recall the RPPR

RPPRs that have been routed to a reviewer can be recalled by the person who performed the routing action. This is useful in situations when the report was routed to the wrong person or the reviewer is unavailable. The last reviewer of the report is able to recall it; however, Signing Officials at the Institution and the Contact PD/PI who are not the last reviewer can also recall the report when it is in a status of *Reviewer Work in Progress*.

NOTE: A person who has been *delegated* the PD/PI role does not have the ability to recall the RPPR.

To recall an RPPR, on the *RPPR Menu* screen, click the three-dot ellipsis icon and select **Recall**. The **Recall** option is only present if you routed the RPPR.

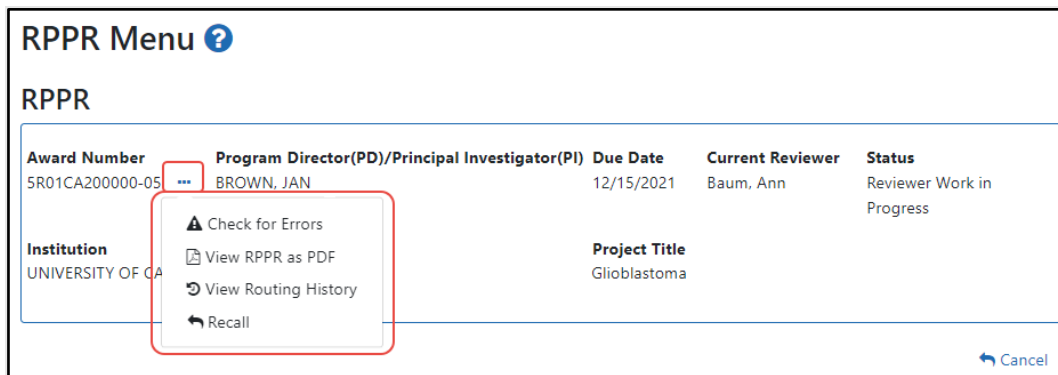


Figure 42 RPPR Menu – Recall Option

A message displays indicating: *The RPPR has been successfully recalled. You have been set as the Current RPPR Reviewer.*

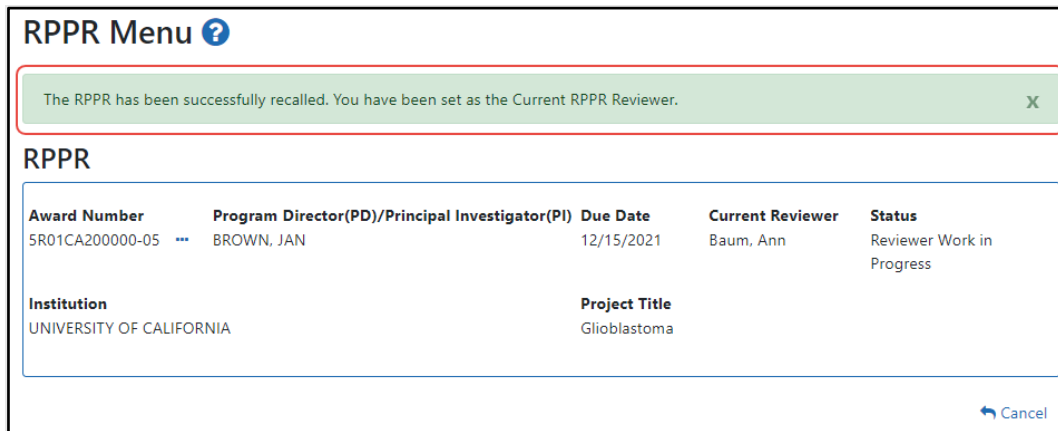


Figure 43 RPPR Successfully Recalled

The status of the RPPR is updated to *PD/PI Work in Progress* or *Reviewer Work in Progress*, the reviewer from whom the RPPR is recalled receives an email about this action, and the RPPR routing audit history is updated to reflect the action.

Additionally, the **Edit RPPR** and **Route to Next Reviewer** options appear under the three-dot ellipsis menu, providing the new reviewer with the ability to continue editing the RPPR or to route it to another reviewer.

5.7 Submit the RPPR to Agency

Recipients are **strongly** encouraged to view the RPPR prior to submission to ensure that the correct information and attachments are provided (see View RPPR as PDF).

Completed and validated RPPRs in a status of *Work in Progress* can be submitted to the Agency for acceptance. This act is performed by the Signing Official (SO) when the SO is the current reviewer of the report. For SNAP awards only, PD/Pis may also submit the report if they have been delegated submit authority by the SO.

NOTE: A PD/PI with *Progress Report* authority cannot submit a non-SNAP or F RPPR.

To submit the RPPR to agency:

- Click the three-dot ellipsis menu for an RPPR and select **Submit**. You can do this from the *RPPR Menu, Interim RPPR Menu, or Final RPPR Menu* screens.

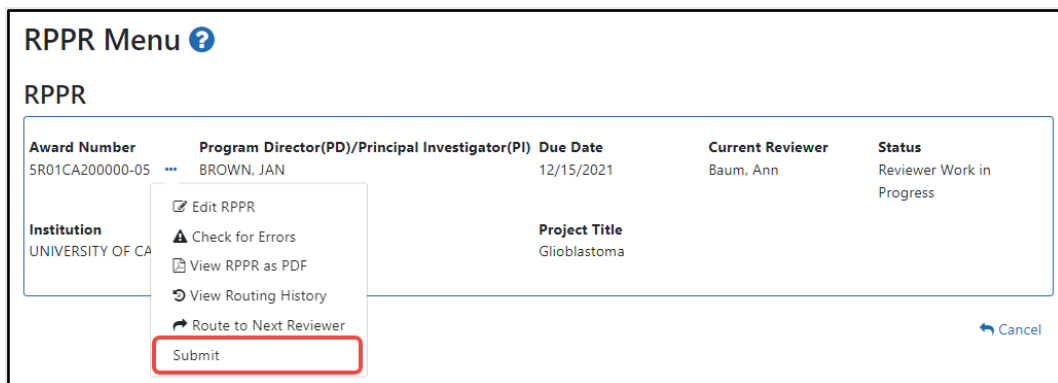


Figure 44 Submit Option on RPPR Menu

The *Submit RPPR to Agency* screen displays a certification statement as follows:

NIH RPPR Instruction Guide

In submitting this RPPR, the SO (or PD/PI with delegated authority), certifies that, for all clinical trials funded under this NIH award, the recipient and all investigators conducting NIH-funded clinical trials are in compliance with the recipient's plan addressing compliance with the NIH Policy on Dissemination of NIH-Funded Clinical Trial Information. Any clinical trial funded in whole or in part under this award has been registered in ClinicalTrials.gov or will be registered not later than 21 calendar days after enrollment of the first participant. Summary results have been submitted to ClinicalTrials.gov or will be submitted not later than one year after the completion date, even if the completion date occurs after the period of performance.

- OR -

In submitting this Progress Report, the SO (or PD/PI with delegated authority), certifies that the awardee organization is in compliance with the terms and conditions specified in the Notice of Award and Awards Policy Statement, and verifies the accuracy and validity of all administrative, fiscal, and scientific information in the progress report. The SO (or PD/PI with delegated authority) further certifies that the awardee organization will be accountable for the appropriate use of any funds awarded and for the performance of the award-supported project or activities resulting from the progress report. Deliberate withholding, falsification, or misrepresentation of information could result in administrative actions such as withdrawal of a progress report, suspension and/or termination of an award, debarment of individuals, as well as possible criminal penalties. The awardee institution may be liable for the reimbursement of funds associated with any inappropriate or fraudulent conduct of the project activity.

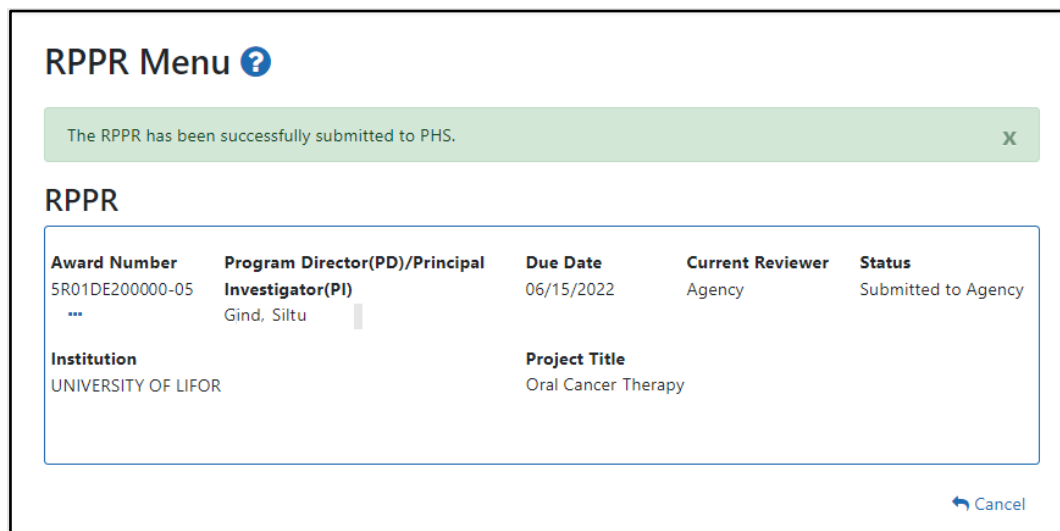
7. Click the **I Agree** button to sign off on the certification.

The RPPR [Interim-RPPR or Final RPPR] is validated for systemic and business rules. If there are any validation failures, they are indicated by error messages on the *RPPR Menu* screen. Errors must be corrected in order to submit the RPPR [Interim-RPPR or Final RPPR].

If warnings exist, they are displayed on the *RPPR Menu* screen. Although the RPPR can be submitted with warnings present, the warning messages should be reviewed to determine if an issue should be addressed.

8. *If Warnings Exist:* To address issues associated with warnings, click the **Cancel** button, correct the issue, and resubmit the RPPR again. To continue with submission despite the warnings, click the **OK** button.

If all validations pass, the *RPPR Menu* screen displays the following message: *The RPPR [Interim-RPPR or Final RPPR] has been successfully submitted to PHS.*



The screenshot shows the 'RPPR Menu' interface. At the top, there is a green notification bar stating 'The RPPR has been successfully submitted to PHS.' Below this, the 'RPPR' section contains a table with the following information:

Award Number	Program Director(PD)/Principal Investigator(PI)	Due Date	Current Reviewer	Status
5R01DE200000-05	Gind, Siltu	06/15/2022	Agency	Submitted to Agency

Below the table, the 'Institution' is listed as 'UNIVERSITY OF LIFOR' and the 'Project Title' is 'Oral Cancer Therapy'. A 'Cancel' button is located at the bottom right of the screen.

Figure 45 Successful Submission Message

The current reviewer is updated to the awarding agency, the RPPR status is updated to *Submitted to Agency*, and the RPPR Submission date is recorded. The routing history is updated to reflect the submission to Agency.

Any citations associated with the RPPR in “C.1. Publications” are officially associated with the award in MyNCBI.

When an RPPR is submitted to Agency, email notification is sent to the PD/PI (Contact PI) on the grant and the SO and AO assigned to the RPPR.

5.7.1 Submission Errors and Warnings for Multi-Project RPPRs

Upon submission, multi-project RPPRs are validated for systemic and business rules just as are single-project RPPRs. However, for multi-projects, the errors and warnings are displayed differently. When errors and/or warnings are found on multi-project RPPRs, the *RPPR Menu* screen displays the Overall messages followed by the messages of the other components.

All errors must be corrected to submit the RPPR.

If warnings exist, they are displayed on the *RPPR Menu* screen under the errors. Although the RPPR can be submitted with warnings present, the warning messages should be reviewed to determine if an issue should be addressed.

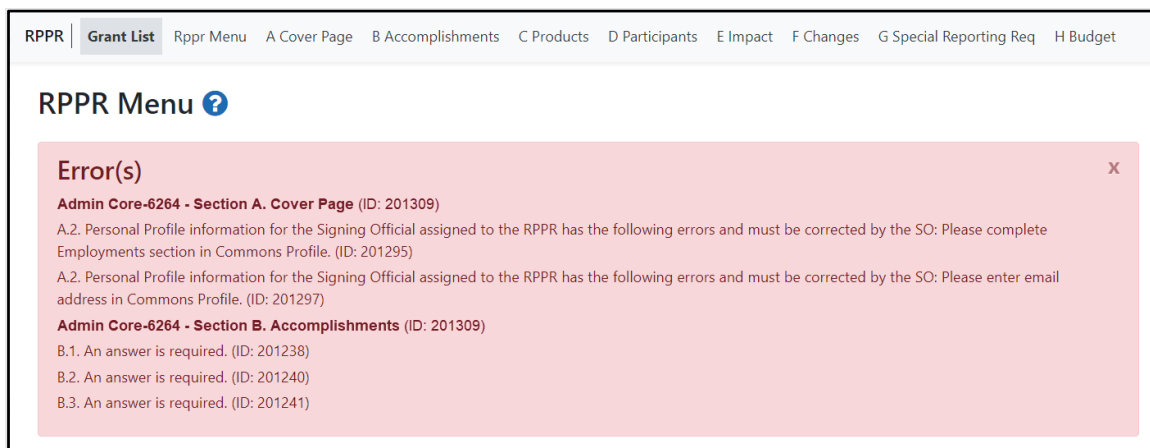


Figure 46 Sample of Multi-Project RPPR Error Messages

5.8 View the RPPR

As indicated in [Submit the RPPR to Agency](#), recipients are **strongly** encouraged to view the RPPR prior to submission to ensure that the correct information and attachments are provided (see [Submit the RPPR to Agency](#)).

PD/PIs, PD/PI delegates, and reviewers can view a PDF version of an RPPR in *Work in Progress (WIP)* or *Submitted to Agency* status to see how it will be seen by the Agency. Until the RPPR is submitted to agency, the PDF report shows a status of *Draft* and a blank submission date.

To view the RPPR form:

- 1 On the *RPPR Menu* screen, click the three-dot ellipsis icon and select **View RPPR as PDF**.

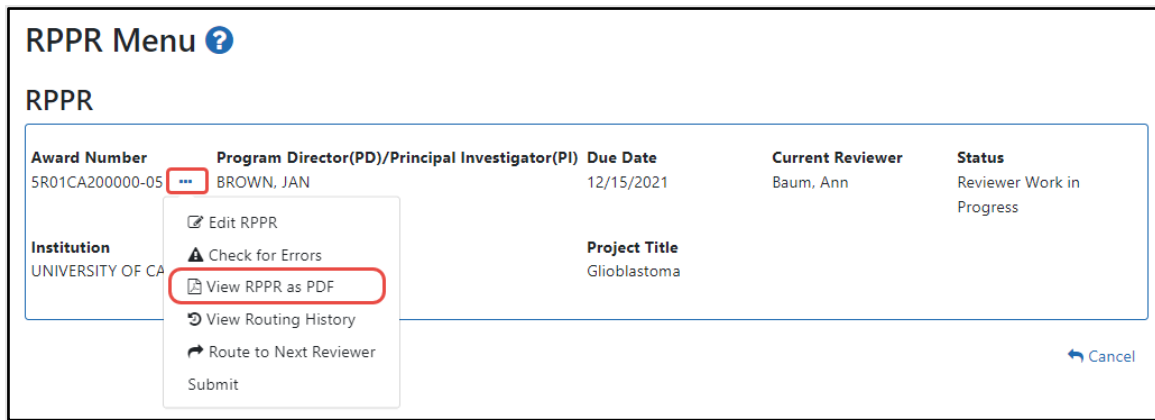


Figure 47 RPPR Menu – View the RPPR Option

5.9 View Routing History

From initiation to submission to Agency, the routing of an RPPR is captured for auditing purposes. PD/PIs, PD/PI delegates, and reviewers can view the routing history for *Work in Progress* or *Submitted to Agency* RPPRs at any time, even when they are not the current reviewer.

To view the routing history:

1. On the *RPPR Menu* screen, click the three-dot ellipsis icon and select **View Routing History**.

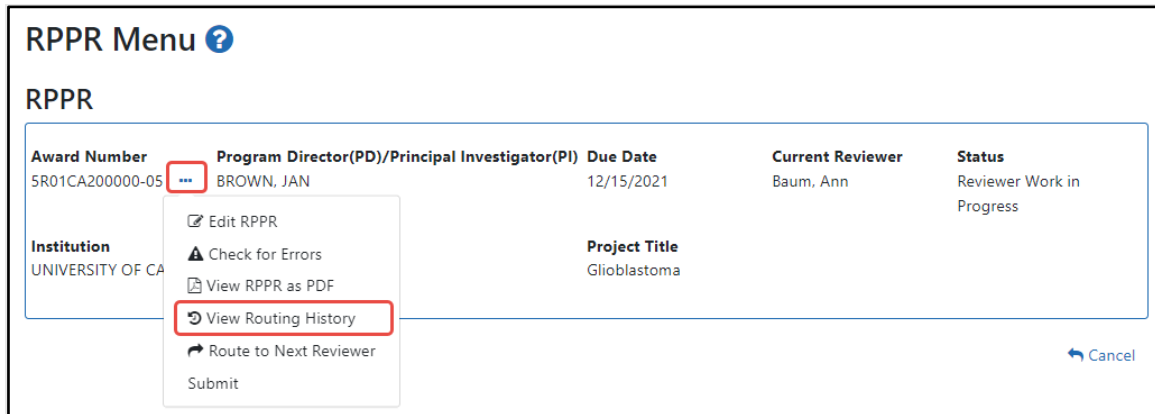


Figure 48 RPPR Menu – View Routing History Option

The *RPPR Routing History* screen displays showing the **Reviewer Name**, **Action Taken**, **Notification Sent** (date and time), **Date of Action**, **Next Reviewer Name**, and **Comments** (when available).

The screenshot shows the 'RPPR Routing History' screen. It has a search bar with 'Filter Table' and '6 Results'. There are icons for download, print, and navigation. The table below shows the routing history:

Event Number	Reviewer Name	Action Taken	Date of Action	Notification Sent	Next Reviewer Name	Comments
4	Baum, Ann	Recall	01-29-2022 03:44:42	01-29-2022 03:44:42	Baum, Ann	
3	Baum, Ann	Route	01-29-2022 03:33:26	01-29-2022 03:33:26	BROWN, JAN	Reviewed
2	BROWN, JAN	Route	01-29-2022 03:29:48	01-29-2022 03:29:48	Baum, Ann	Ready for Review
1	BROWN, JAN	Initiate	01-26-2022 14:58:14	01-26-2022 14:58:14	BROWN, JAN	

There is a 'Close' button at the bottom right.

Figure 49 RPPR Routing History

2. To close the screen, click the **Close** link.

5.10 Viewing the Completed RPPR in Commons

The completed RPPR, in PDF format, is accessible in Commons within the *Status Information* screen. To view the completed RPPR, perform the following steps:

1. From Commons, select the **Status** menu option.
2. Select the link for **List of Applications/Grants**.

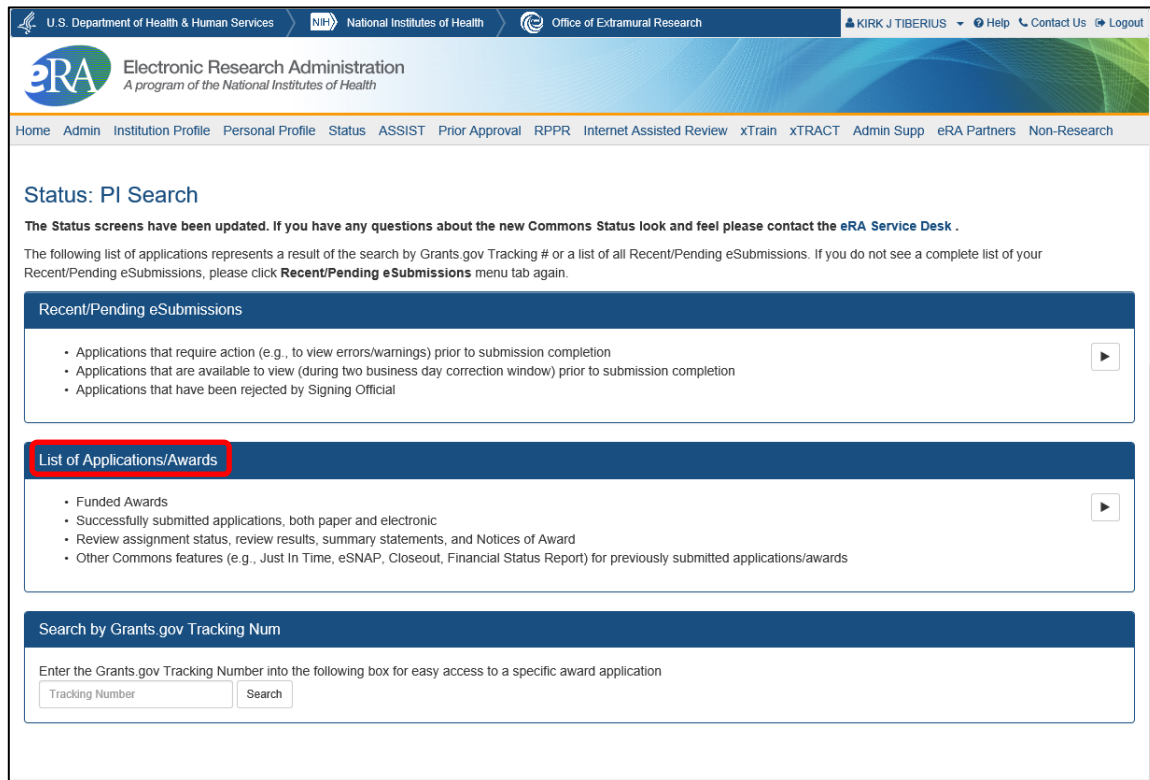


Figure 50 Status Menu Option – List of Applications/Awards

3. From the *Status Result – List of Applications/Grants* screen, select the hyperlink for the specific Application ID.

NIH RPPR Instruction Guide

The screenshot shows the NIH RPPR Status Information screen. At the top, there is a navigation bar with the NIH logo and the text "Electronic Research Administration". Below this is a menu with options like Home, Admin, Institution Profile, Personal Profile, Status, ASSIST, Prior Approval, RPPR, Internet Assisted Review, xTrain, XTRACT, Admin Supp, eRA Partners, and Non-Research. The main content area is titled "Status Result - List of Applications/Awards" and shows a list of applications. Each application entry includes the application ID, project period, PI name, title, and status. The application ID 3R01CA017015-01 is highlighted with a red box. Below the list is a detailed table with columns for Application/Award ID, Grants.gov Tracking#, Proposal Title, PD/PI Name, eSubmission Status, Current Application Status, Status Date, and Available Actions.

Application/Award ID	Grants.gov Tracking#	Proposal Title	PD/PI Name	eSubmission Status	Current Application Status	Status Date	Available Actions
5R01CA017015-03		How Hystomedinine Interacts with Cancer Cells in Vulcans	TIBERIUS, KIRK J (PI)	Awarded. Non-fellowships only	Awarded. Non-fellowships only	06/25/2014	Closed RPPR Human Subjects
7R01CA017015-02		How Hystomedinine Interacts with Cancer Cells in Vulcans	TIBERIUS, KIRK J (PI)	Awarded. Non-fellowships only	Awarded. Non-fellowships only	09/16/2013	RPPR Human Subjects
3R01CA017015-02S1		How Hystomedinine Interacts with Cancer Cells in Vulcans	TIBERIUS, KIRK J (PI)	Awarded. Non-fellowships only	Awarded. Non-fellowships only	09/17/2013	Human Subjects
3R01CA017015-01	GRANT12345678	How Hystomedinine Interacts with Cancer Cells in Vulcans	TIBERIUS, KIRK J (PI)	Submission Complete	Application has been entered into computer	03/15/2013	
1R01CA017015-01	GRANT12345678	How Hystomedinine Interacts with Cancer Cells in Vulcans	TIBERIUS, KIRK J (PI)	Submission Complete	Withdrawn by IC - Other Version Encumbered	07/14/2012	
3R01CA017015-01A1	GRANT01234567	How Hystomedinine Interacts with Cancer Cells in Vulcans	TIBERIUS, KIRK J (PI)	Submission Complete	Awarded. Non-fellowships only	07/14/2012	JIT (times revised 1) Admin Supplements Human Subjects

Figure 51 Application ID hyperlink

The *Status Information* screen displays with the **Other Relevant Documents** section in the top right corner.

4. The progress reports for incrementally-funded and multi-year funded awards are displayed differently in **Other Relevant Documents**.
 - a. *For an incrementally-funded RPPR:* Select the **e-Application** link from the **Other Relevant Documents** section of the *Status Information* screen.

NIH RPPR Instruction Guide

The screenshot shows the NIH RPPR Status Information screen for a single-year award. The left sidebar contains contact information for the Scientific Review Administrator, Grants Management Specialist, and Program Official. The main content area displays the award details for 2 RF1 AG017017-06, including the status (Application awarded), project title, PI name, and application ID. Below this, there are sections for Status, Other Relevant Documents, and Additions for Review. The 'e-Application' link is highlighted with a red box.

Contacts

Administration: Scientific Review Administrator(SRO))
Name: Yakovlev, Alexander
Phone: 301-435-1254
Email: eRADev@mail.nih.gov

Administration: Grants Management Specialist(GMS)
Name: Morris, Jillian
Phone: 301-496-1472
Email: eRADev@mail.nih.gov

Administration: Program Official(PO)
Name: PETANCESKA, SUZANA
Phone: 301-496-9350
Email: eRADev@mail.nih.gov

Latest Update

Application Source: Grants.gov
FOA: [PAR17-029] - DYNAMIC INTERACTIONS BETWEEN SYSTEMIC OR NON-NEURONAL SYSTEMS AND THE BRAIN IN AGING AND IN ALZHEIMERS DISEASE (R01)

eRA Service Desk

Hours: Mon-Fri, 7AM-8PM EDIT/EST
Web: <http://grants.nih.gov/support>
Toll-free: 866-504-9552
Phone: 301-402-7469

Status Information

Filter x Expand All Collapse All Print

2 RF1 AG017017-06

Status: Application awarded. **Project Title:** The Psychological Effects of Rapid Aging and Age Reversal

PI Name: TIBERIUS, KIRK J **NIH Appl. ID:** 2017017 **Application ID:** 2 RF1 AG017017-06

Status

Other Relevant Documents

e-Application

[Summary Statement](#)

[Latest NGA](#)

Notice(s) of Grant Award (PDF) [08/23/2019](#) - [02/13/2019](#)

[Abstract \(Awarded Grant\)](#)

Just In Time [12/21/2018 Times Revised\(3\)](#)

Research Performance Progress Report [RPPR Year 1 08232019](#)

Performance Progress Additional Materials (PRAM) [PRAM Year 1 08232019](#)

Additions for Review

Review

Figure 52 Status Information Screen – e-Application Link

- b. For multi-year funded awards: Select the appropriate year's link in the **Research Performance Progress Report** section. Links will appear as follows: **RPPR Year <X> <MM/DD/YYYY>**

The screenshot shows the NIH RPPR Status Information screen for a multi-year award. The layout is similar to Figure 52, but the 'Research Performance Progress Report' link is highlighted with a red box, showing the format 'RPPR Year 1 08232019'.

Contacts

Administration: Scientific Review Administrator(SRO))
Name: Yakovlev, Alexander
Phone: 301-435-1254
Email: eRADev@mail.nih.gov

Administration: Grants Management Specialist(GMS)
Name: Morris, Jillian
Phone: 301-496-1472
Email: eRADev@mail.nih.gov

Administration: Program Official(PO)
Name: PETANCESKA, SUZANA
Phone: 301-496-9350
Email: eRADev@mail.nih.gov

Latest Update

Application Source: Grants.gov
FOA: [PAR17-029] - DYNAMIC INTERACTIONS BETWEEN SYSTEMIC OR NON-NEURONAL SYSTEMS AND THE BRAIN IN AGING AND IN ALZHEIMERS DISEASE (R01)

eRA Service Desk

Hours: Mon-Fri, 7AM-8PM EDIT/EST
Web: <http://grants.nih.gov/support>
Toll-free: 866-504-9552
Phone: 301-402-7469

Status Information

Filter x Expand All Collapse All Print

2 RF1 AG017017-06

Status: Application awarded. **Project Title:** The Psychological Effects of Rapid Aging and Age Reversal

PI Name: TIBERIUS, KIRK J **NIH Appl. ID:** 2017017 **Application ID:** 2 RF1 AG017017-06

Status

Other Relevant Documents

[e-Application](#)

[Summary Statement](#)

[Latest NGA](#)

Notice(s) of Grant Award (PDF) [08/23/2019](#) - [02/13/2019](#)

[Abstract \(Awarded Grant\)](#)

Just In Time [12/21/2018 Times Revised\(3\)](#)

Research Performance Progress Report [RPPR Year 1 08232019](#)

Performance Progress Additional Materials (PRAM) [PRAM Year 1 08232019](#)

Additions for Review

Review

Figure 53 Status Information Screen for Multi-Year RPPR

The PDF version of the RPPR opens in a separate window.

NOTE: The submitted RPPR can also be accessed from the *RPPR Menu* screen. The **View the RPPR** option under the three-dot menu opens the PDF version of the RPPR.

5.11 Public Access Progress Report Additional Materials (PRAM)

The Public Access Progress Report Additional Materials (PRAM) feature provides a means for the recipient to enter, review, and submit information in response to the automated notification sent when an NIH recipient organization submits an RPPR with non-compliant publications. The system sends the automated email to the PD/PI requesting verification that all publications are in compliance with the NIH Public Access Policy. The SO and AO assigned to the RPPR on the cover page (see Section A – Cover Page) will receive a copy (cc:) of the email. While an email response to the GMS and PO is acceptable at this time, the recipient is encouraged to respond using the Public Access PRAM feature in eRA Commons. AHRQ does not currently use the PRAM feature for public access compliance notifications.

Using the PRAM feature, recipients can upload and submit a [My NCBI PDF](#) report demonstrating that previously non-compliant papers reported on the RPPR are now compliant. Compliant papers have a status of *Complete*, *N/A* (not applicable), *PMC Journal in Process*, or *In process at NIHMS*. Please see <http://publicaccess.nih.gov/include-pmcid-citations.htm> for additional information. If unable to provide the verification of compliance, recipients can upload and submit justification for why specific publications cannot be brought into compliance.

As with the RPPR, a PD/PI (or Contact PI in the case of multiple PIs) can enter the Public Access PRAM, but can only submit it if the PD/PI is delegated with *Submit Progress Report* authority. Otherwise, only the SO can submit the PRAM to Agency.

The following sections cover the steps for initiating and submitting Public Access PRAM.

5.11.1 Initiate Public Access PRAM

The PD/PI (Contact PI) or PD/PI Delegate can initiate Public Access PRAM by following the steps below:

1. Access the eRA *Commons Status Result – List of Applications/Grants* screen.
2. Select the **Public Access PRAM** link from the **Action** column of the appropriate grant.

NIH RPPR Instruction Guide

Home Admin Institution Profile Personal Profile Status ASSIST Prior Approval RPPR Internet Assisted Review xTrain xTRACT Admin Supp eRA Partners Non-Research

Notes & Tips: « Return to PI Search

- Important:** The NIH provides the JIT (Just in Time) link in the Commons for scored applications. Please await instructions from the NIH on whether to complete this information

The following list of applications/grants represents a result of the search by Grants.gov Tracking # or a complete list of all your applications/grants. If you do not see a complete list of your applications/grants, please click [List of Applications/Grants](#) menu tab again.

Status Result - List of Applications/Awards Grouped View Flat View

Application/Award ID	Grants.gov Tracking#	Proposal Title	PD/PI Name	eSubmission Status	Current Application Status	Status Date	Available Actions
5R01CA017015-03		How Hystomedinine Interacts with Cancer Cells in Vulcans	TIBERIUS, KIRK J (PI) FLECK, SILIK (MPI)		Pending	11/30/2018	RPPR Public Access Requested PRAM Human Subjects
7R01CA017015-02		How Hystomedinine Interacts with Cancer Cells in Vulcans	TIBERIUS, KIRK J (PI) FLECK, SILIK (MPI)		Awarded. Non-fellowships only	11/30/2018	RPPR Human Subjects
3R01CA017015-02S1	GRANT01234567	How Hystomedinine Interacts with Cancer Cells in Vulcans	TIBERIUS, KIRK J (PI) FLECK, SILIK (MPI)	Submission Complete	Awarded. Non-fellowships only	01/03/2018	Human Subjects

Figure 54 Public Access PRAM Link

The *Progress Report Additional Materials (PRAM)* screen displays. **Grant Information** including Grant Number, PD/PI Name, Project Title, Institution, Status, and Current Reviewer displays at the top of the screen. The **Public Access Compliance** section at the bottom contains guidance for responding to the automated email requesting evidence of compliance with a field and buttons for uploading and maintaining attachments.

- Use the **Add Attachment** button to browse and select the [My NCBI PDF](#) or another PDF document providing justification. Note that selecting the **Cancel** button closes the screen instead.
- Select the **Route** button at the bottom of the screen.

Home Admin Institution Profile Personal Profile Status ASSIST Prior Approval RPPR Internet Assisted Review xTrain xTRACT Admin Supp eRA Partners Non-Research

Status PI Search

Progress Report Additional Materials (PRAM) (RAM)

Grant Information

Grant Number: 5R01CA017015-03 PD/PI Name: TIBERIUS, KIRK J Org Name: STAR FLEET ACADEMY
 Project Title: Hystomedinine Interactions w/ Cancer Cells in Vulcans
 Pram Status: PD/PI Work in Progress Current Reviewer: TIBERIUS, KIRK J

Additional Materials Requested by IC

Please provide additional materials: Upload

File Name	Date Uploaded	Uploaded By	View	Delete
Commons_05_01.pdf	06/04/2020	TIBERIUS, KIRK J	View	Delete

Cancel Preview View Routing History **Route**

Figure 55 Routing the Public Access PRAM

NOTE: The options for **Delete Attachment** and **View Attachment** display once an attachment has been uploaded.

NIH RPPR Instruction Guide

5. *Optional:* Select the **View Attachment** button to view the document. Select the **Delete Attachment** button to remove the document.

When the **Route** button is selected, the *Route PRAM to Next Reviewer* screen displays. A list of all available reviewers exists in the drop-down for **Next Reviewer**.

6. Select an SO from the **Next Reviewer** drop-down list.
7. Enter text into the **Comments** field as necessary. This is not a mandatory field.
8. Select the **Submit** button to continue.

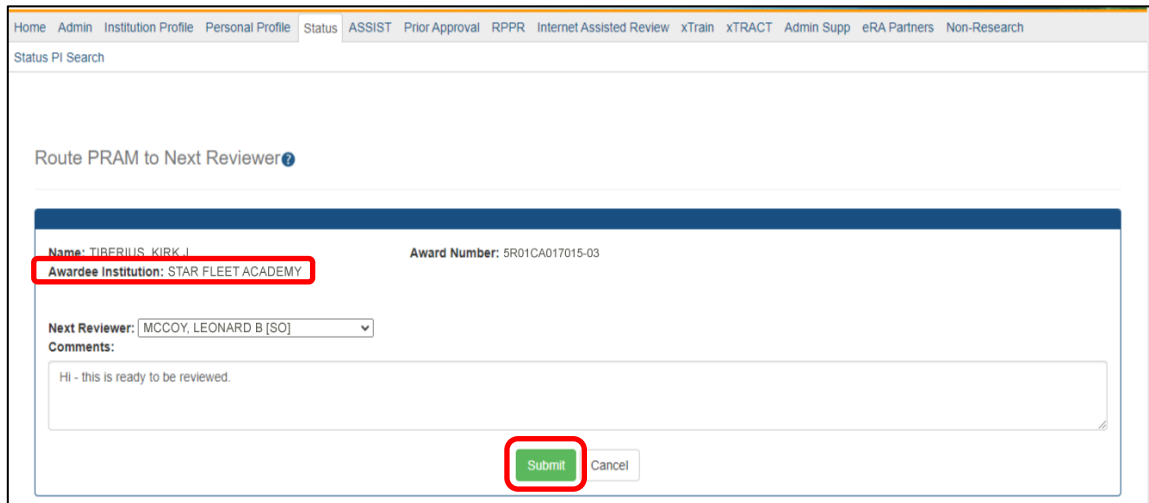
The screenshot shows the 'Route PRAM to Next Reviewer' interface. At the top, there is a navigation bar with links like Home, Admin, Institution Profile, Personal Profile, Status, ASSIST, Prior Approval, RPPR, Internet Assisted Review, xTrain, xTRACT, Admin Supp, eRA Partners, and Non-Research. Below the navigation bar is a search bar labeled 'Status PI Search'. The main content area has a title 'Route PRAM to Next Reviewer' with a help icon. A blue header bar contains the text 'Name: TIBERIUS, KIRK J.' and 'Award Number: 5R01CA017015-03'. Below this, a red box highlights the text 'Awardee Institution: STAR FLEET ACADEMY'. There is a dropdown menu for 'Next Reviewer' with 'MCCOY, LEONARD B [SO]' selected. A text area for 'Comments' contains the text 'Hi - this is ready to be reviewed.'. At the bottom, a red box highlights the green 'Submit' button, with a 'Cancel' button next to it.

Figure 56 Route Public Access PRAM to Next Reviewer

The *Route PRAM to Next Reviewer* screen displays the PD/PI Assurance statement.

9. Read the assurance statement and select the **Submit** button to agree to the content and continue routing the PRAM to the next reviewer.

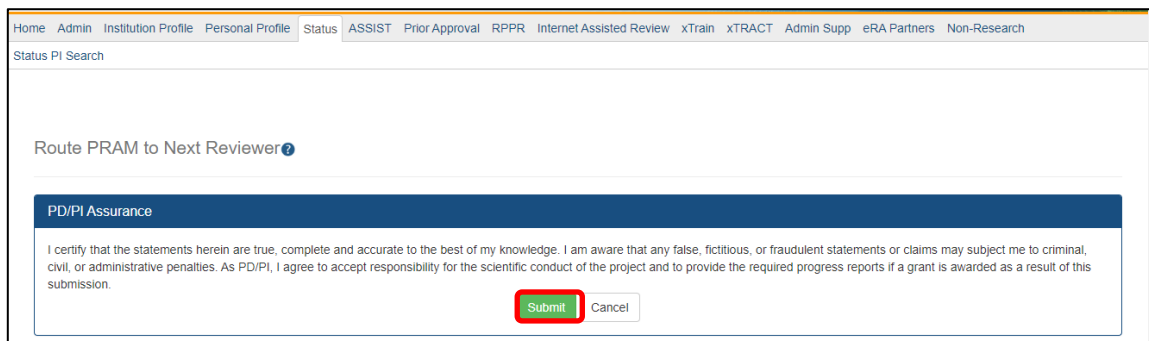
The screenshot shows the 'Route PRAM to Next Reviewer' interface with the 'PD/PI Assurance' section highlighted. The assurance statement reads: 'I certify that the statements herein are true, complete and accurate to the best of my knowledge. I am aware that any false, fictitious, or fraudulent statements or claims may subject me to criminal, civil, or administrative penalties. As PD/PI, I agree to accept responsibility for the scientific conduct of the project and to provide the required progress reports if a grant is awarded as a result of this submission.'. At the bottom, a red box highlights the green 'Submit' button, with a 'Cancel' button next to it.

Figure 57 Public Access PRAM PD/PI Assurance Statement

The *Progress Report Additional Materials (PRAM)* screen displays with a message indicating that the PRAM was successfully routed to the selected reviewer. Additionally, the status is updated and shown as *Reviewer Work in Progress*. At this point, the PD/PI can only view the PRAM and may not edit it. To be able to allow the PD/PI to edit the PRAM, the SO needs to route the PRAM back to the PD/PI using steps similar to those above.

At the time of routing, an email is sent to the PD/PI and the selected SO (or other Next Reviewer) to notify them of the event.

NIH RPPR Instruction Guide

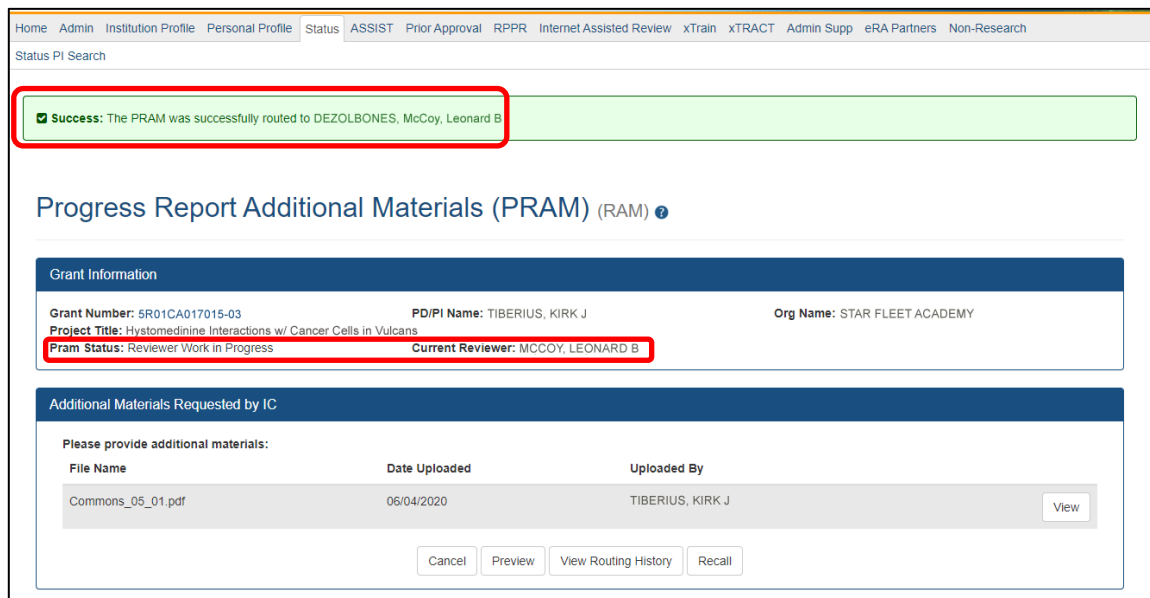


Figure 58 Successfully Routed Public Access PRAM

5.11.2 Recall Public Access PRAM

Public Access PRAM that has been routed to a reviewer can be recalled by the person who performed the routing action until the PRAM has been submitted to the Agency. This is useful in situations when the report was routed to the wrong person or the reviewer is unavailable. The last reviewer of the report is able to recall it; however, Signing Officials at the Institution and the Contact PD/PI who are not the last reviewer can also recall the report when it is in a status of *Reviewer Work in Progress*.

NOTE: A PD/PI delegate does not have the ability to recall the PRAM.

To recall Public Access PRAM, select the **Recall** button from the *Progress Report Additional Materials (PRAM)* screen.

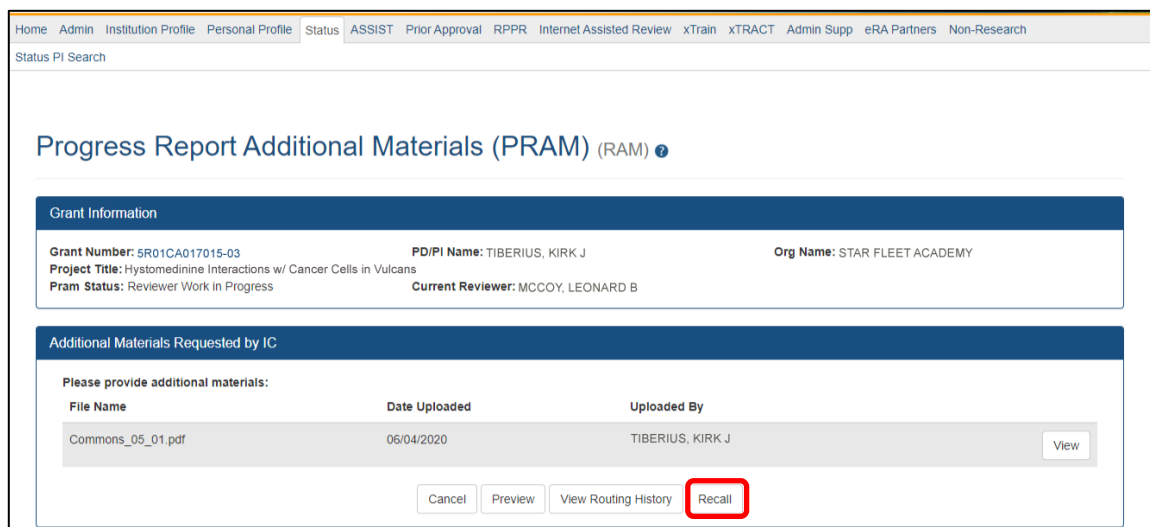


Figure 59 Recall Button for Public Access PRAM

A message displays on the screen indicating: *The PRAM has been successfully recalled. You have been set as the Current PRAM Reviewer.*

The status of the PRAM is updated to *PD/PI Work in Progress* if recalled by the PI or *Reviewer Work in Progress* if recalled by the SO; the reviewer from whom the PRAM is recalled receives an email about

the action; and the PRAM routing audit history is updated to reflect the action.

Additionally, the ability to delete the attachment is restored and the **Route** button is enabled, providing the current reviewer the ability to update the PRAM and route it again.

5.11.3 Submit Public Access PRAM

When the Public Access PRAM is in *Reviewer Work in Progress* status, the Signing Official (SO) can submit it to the Agency. PD/PIs may also submit the information if they have been delegated *Submit Progress Report* authority by the SO.

To submit the Public Access PRAM:

10. Access the **Status** screen on eRA Commons.
11. Enter the appropriate query parameters to locate the grant and select the **Search** button.

The *Status Result – General Search* screen displays with the matching information.

12. From the **Action** column, select the link for **PRAM**.

Application/Award ID	Grants.gov Tracking #	Proposal Title	PD/PI Name	Application Status	Budget Start Date	FFATA	Show All Prior Errors	Action
5R01NS107012-04		Antivirus Development for Quazulu VIII	TIBERIUS, KIRK J	Awarded. Non-fellowships only	07/01/2006			Human Subjects
5R01CA117010-02 (MPI)		Hystomedinine Interactions w/ Cancer Cells in Vulcans	TIBERIUS, KIRK J	Awarded. Non-fellowships only	03/01/2018	Yes		RPPR
5R01NS107012-03		Antivirus Development for Quazulu VIII	TIBERIUS, KIRK J	Awarded. Non-fellowships only	07/01/2005			Human Subjects
5R01NS107012-05		Antivirus Development for Quazulu VIII	TIBERIUS, KIRK J	Awarded. Non-fellowships only	07/01/2007			Closed Human Subjects
5R01NS107012-02		Antivirus Development for Quazulu VIII	TIBERIUS, KIRK J	Awarded. Non-fellowships only	07/01/2004			Human Subjects
5R01CA117010-03 (MPI)		Hystomedinine Interactions w/ Cancer Cells in Vulcans	TIBERIUS, KIRK J	Awarded. Non-fellowships only	03/01/2019	Yes		RPPR
5R01CA017015-02 (MPI)		Hystomedinine Interactions w/ Cancer Cells in Vulcans	TIBERIUS, KIRK J	Awarded. Non-fellowships only	01/01/2019	Yes		RPPR Human Subjects
5R01CA017015-03 (MPI)		Hystomedinine Interactions w/ Cancer Cells in Vulcans	TIBERIUS, KIRK J	Pending	01/01/2020	Yes		RPPR Public Access Requested PRAM Human Subjects
5R01CA117010-04 (MPI)		Hystomedinine Interactions w/ Cancer Cells in Vulcans	TIBERIUS, KIRK J	Pending	03/01/2020	Yes		RPPR

Figure 60 Public Access PRAM Link for SO

The *Progress Report Additional Materials (PRAM)* screen displays. The screen displays **Grant Information** on top and the PD/PI comments in the text box at the bottom of the screen. In addition to submitting the PRAM, from this screen, the SO also may **Preview** the PRAM as a PDF, **Route** it to another reviewer (or back to the PD/PI), and view the **Routing History**. Select any of the appropriate buttons to perform these actions. Follow the steps below to continue submitting the PRAM.

13. Click the **Submit** button.

Progress Report Additional Materials (PRAM) (RAM)

Grant Information

Grant Number: 5R01CA017015-03 PD/PI Name: TIBERIUS, KIRK J Org Name: STAR FLEET ACADEMY
 Project Title: Hystomedinine Interactions w/ Cancer Cells in Vulcans
 Pram Status: Reviewer Work in Progress Current Reviewer: MCCOY, LEONARD B

Additional Materials Requested by IC

Please provide additional materials: Upload

File Name	Date Uploaded	Uploaded By
Commons_05_01.pdf	06/04/2020	TIBERIUS, KIRK J

View Delete

Cancel Preview View Routing History Route **Submit**

Figure 61 Submitting Public Access PRAM

The *Submit PRAM to Agency* screen displays. By continuing from this screen, the SO certifies that the submitting organization is in compliance with the terms and conditions specified in the Notice of Award and Grants Policy Statement. The SO also verifies that the information provided in the PRAM is valid and accurate.

14. Read certification agreement. Select the **I Agree** button to continue submitting the information. (Selecting the **Cancel** button closes the screen and returns the *Progress Report Additional Materials* screen without submitting the material.)

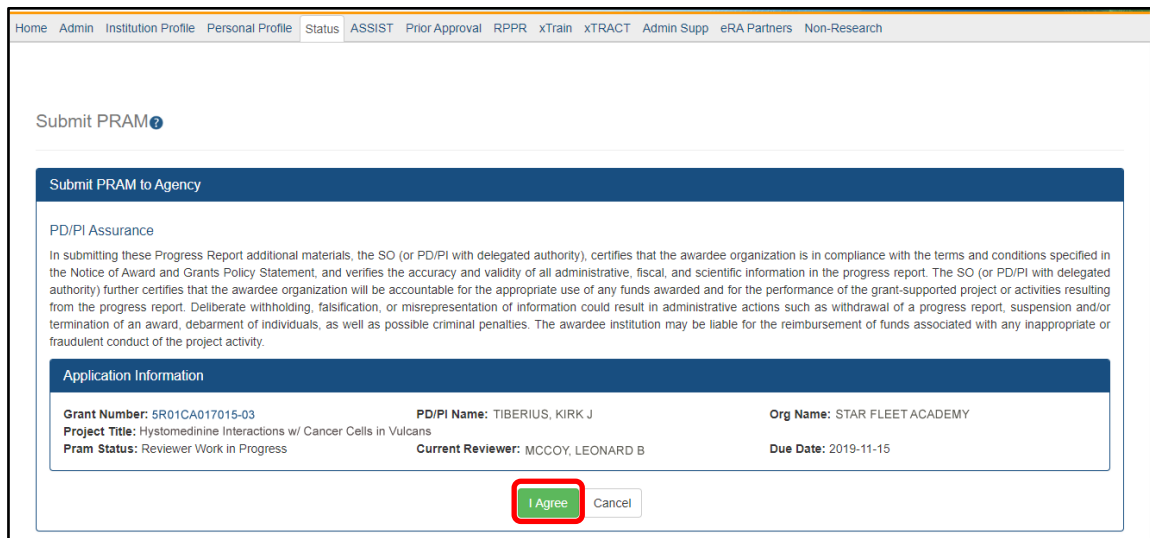


Figure 62 SO Certification of Public Access PRAM

The *Progress Report Additional Materials (PRAM)* screen displays with a message indicating that the PRAM was successfully submitted. The current reviewer is updated to the awarding agency, the PRAM status is updated to *Submitted to Agency*, and the PRAM submission date is recorded. The routing history is updated to reflect the submission to Agency.

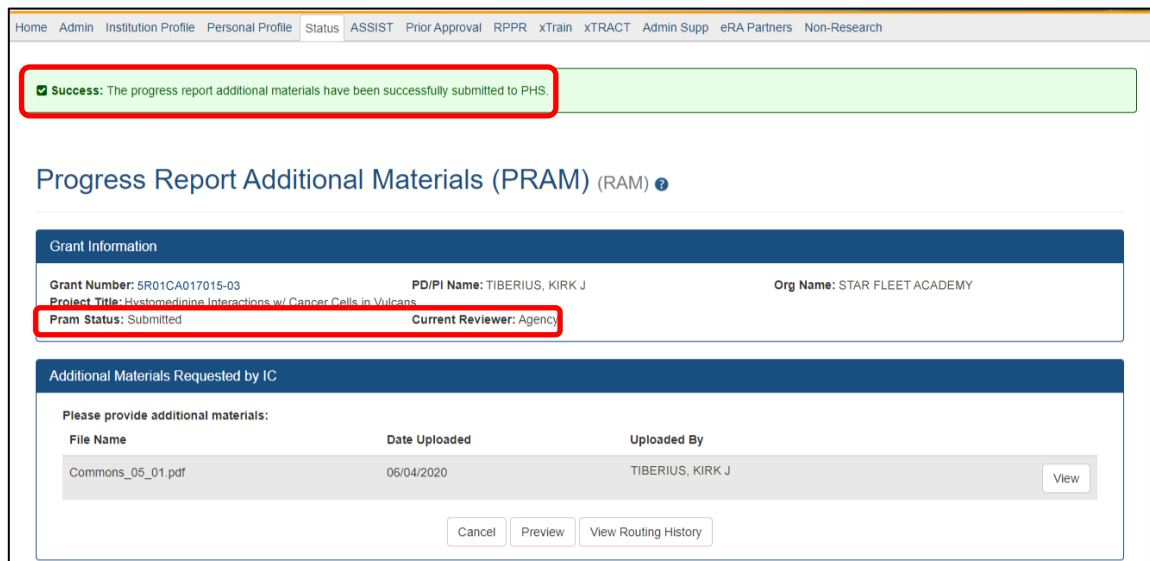


Figure 63 Public Access PRAM Submitted to Agency

When PRAM is submitted to Agency, an email notification is sent to the PD/PI (Contact PI) on the grant, the submitting SO, the SO assigned to the RPPR, Interim-RPPR, or Final RPPR and AO assigned

to the RPPR and the **Public Access PRAM** link will no longer be available.

NOTE: To view the submitted PRAM, select the View button on the Progress Report Additional Materials (PRAM) screen. This option opens the PRAM PDF in a separate window. The Public Access PRAM will appear as the final page of the PDF document. See below for display of IC Requested PRAM.

5.11.4 View Public Access PRAM for Multi-Year Funded Awards

After submitting Public Access PRAM for multi-year funded awards, users with access to the grant information may view the PRAM via the *Status Information* screen. *Status Information* is accessed by selecting the **Application ID** hyperlink from the *Status Result – General Search (SOs)* and *Status Result – List of Applications/Grants (PIs)* screens.

Application/Award ID	Grants.gov Tracking#	Proposal Title	PD/PI Name	eSubmission Status	Current Application Status	Status Date	Available Actions
R01CA017013	10/01/2019 - 09/30/2023 (Project Period)	TIBERIUS, KIRK J	Long Term Effects of Recurring Quantum Time Leaps (Title)		Pending		
R01CA017015	01/15/2018 - 12/31/2022 (Project Period)	TIBERIUS, KIRK J	Using a Neuro-Depolarizing Device for Cancer Studies (Title)		Pending		
5R01CA017015-03		How Hystomedinine Interacts with Cancer Cells in Vulcans	TIBERIUS, KIRK J (PI) FLECK, SILIK (MPI)		Pending	11/30/2018	RPPR Agency Requested PRAM Human Subjects
7R01CA017015-02		How Hystomedinine Interacts with Cancer Cells in Vulcans	TIBERIUS, KIRK J (PI) FLECK, SILIK (MPI)		Awarded, Non-fellowships only	11/30/2018	RPPR Human Subjects
3R01CA017015-02S1	GRANT01234567	How Hystomedinine Interacts with Cancer Cells in Vulcans	TIBERIUS, KIRK J (PI) FLECK, SILIK (MPI)	Submission Complete	Awarded, Non-fellowships only	01/03/2018	Human Subjects

Figure 64 Status Results Showing Hyperlink for Application ID

From the *Status Information* screen, select the hyperlink in the area marked **Progress Report Additional Material (PRAM)** in the **Other Relevant Documents** section. The PRAM links for multi-year funded awards display as **PRAM Year <X> <date submitted>**.

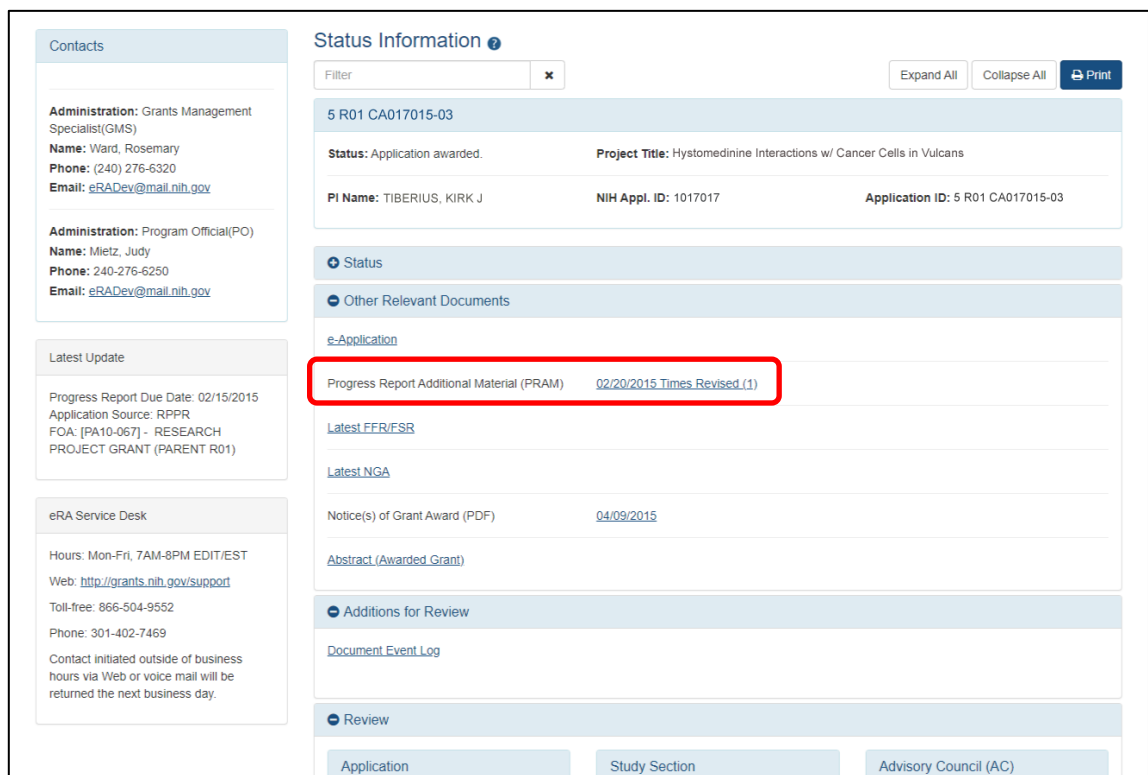


Figure 65 MYF Award PRAM Link in Status Information

5.12 Final Progress Report Additional Materials (FRAM)

A *Final Research Performance Progress Report* (Final RPPR) is required for any grant that has ended and any grant that is not to be extended through award of a new competitive segment. This report should be prepared in accordance with instructions provided by the awarding component.

The *Final Progress Report Additional Materials* (FRAM) feature provides a means for recipients to enter, review, route, and submit information in response to specific request(s) by the Program Official (PO) for additional information related to the Final RPPR.

While reviewing a submitted Final RPPR, the PO may determine that additional materials related to the submitted report are required. In this case, the PO will submit a request for this information referred to as a FRAM request. When a FRAM request is made, the PI is notified via email; Final RPPR status on *Closeout Status* is updated to *FRAM Requested*; and a **FRAM Update** link appears in the *Closeout Status* screen. The link is located as an action on the **Final RPPR Report** line for **Closeout Submission Requirement**.

This section discusses the steps for uploading, viewing, and submitting FRAM.

For Revised Project Outcomes, please review the following information.

To submit revised Project Outcomes, SOs should follow the IRAM process for outcomes for Interim RPPRs and the FRAM process for outcomes for Final RPPRs with the exception that a text box will be provided to enter the new Outcomes text and then select **Upload** instead of an **Add Attachment** button as with other RAM requests.

NIH RPPR Instruction Guide

Home Admin Institution Profile Personal Profile Status ASSIST Prior Approval RPPR xTrain xTRACT Admin Supp eRA Partners Non-Research

In submitting these Final Progress Report additional materials, the SO (or PD/PI with delegated authority), certifies that the grantee organization is in compliance with the terms and conditions specified in the Notice of Award and Grants Policy Statement, and verifies the accuracy and validity of all administrative, fiscal, and scientific information in the progress report. The SO (or PD/PI with delegated authority) further certifies that the grantee organization will be accountable for the appropriate use of any funds awarded and for the performance of the grant-supported project or activities resulting from the progress report. Deliberate withholding, falsification, or misrepresentation of information could result in administrative actions such as withdrawal of a progress report, suspension and/or termination of an award, debarment of individuals, as well as possible criminal penalties. The grantee institution may be liable for the reimbursement of funds associated with any inappropriate or fraudulent conduct of the project activity.

Notes and Tips

Please add revised outcomes to the Project Outcomes section of the Final and Interim Research Performance Progress Reports (F-RPPR and I-RPPR) using the plain language that everyone can understand.

As you are aware, with NIH's implementation of the F-RPPR and I-RPPR, a new section, Section I- Outcomes, has been added. The Outcomes section will be made publicly available through the NIH RePORTER website. The objective is to provide the public with easily understood results for NIH-funded biomedical research, thus improving the transparency about the use of federal funds. NIH will only publish project outcomes after they've been reviewed and approved by NIH staff. If a project outcome is deemed to be too scientific in its language, shares proprietary information, or includes Personally Identifiable Information (PII), a grantee will be asked by NIH staff to submit revised project outcomes using the Request for Additional Materials functionality for the Final and Interim RPPR (i.e., Final Report Additional Materials (FRAM) for Final RPPR, IRAM for Interim RPPR). Grantees will respond to these requests using an enhanced web form that supports NIH's ability to make this information public. Submitting a revised outcomes statement is accomplished by using only the Project Outcomes section on the request for an additional materials web form. This text box is NOT for general comments or communication. And revised outcome statements will not be accepted if they are uploaded as an attachment. That functionality is reserved for other types of requested information.

Final Progress Report Additional Materials (FRAM) ⓘ

Grant Information

Grant Number: 5R01CA017015-03 Institution: STAR FLEET ACADEMY	PD/PI Name: TIBERIUS, KIRK J (PI) Project Title: How Hystomedine Interacts with Cancer Cells in Vulcans
--	--

FRAM


Document Upload

Please provide additional materials: Upload

File Name	Date Uploaded	Uploaded By
No documents have been uploaded		

Revised Outcome

Please provide Revised Outcomes here. Note, text in this field will be publicly available in RePORTER.

 For NIH Section I Outcomes will be made publicly available, thus allowing recipients to provide the general public with a concise summary of the cumulative outcomes or findings of the project at the end of a competitive segment. For NIH awards the length should not exceed half a page. In addition, for the interim or final RPPR the summary of outcomes or findings of the award must be written in the following format:

- Is written for the general public in clear, concise, and comprehensible language;
- Is suitable for dissemination to the general public, as the information may be available electronically;
- Does not include proprietary, confidential information or trade secrets

Please refer to the following link for samples of acceptable project outcomes: https://grants.nih.gov/grants/med/sample_project_outcomes_RPPR.htm

B I U [Rich Text Editor]

Characters: 0/2000

Cancel Preview Save Delete Submit

Figure 66 Final Progress Report Additional Materials

Project Outcomes provide information regarding the cumulative outcomes or findings of the project. Per the 1993 NIH Revitalization Act, PL 103-43, enacted June 10, 1993, and the 21st Century Cures Act, PL 114-255, enacted December 13, 2016, NIH requires entities conducting NIH-defined Phase III Clinical Trials to include results of valid analyses by sex/gender, race, and ethnicity, in addition to submission in ClinicalTrials.gov.

Note that outcomes will be made publicly available, allowing recipients to provide the general public with a concise summary of the cumulative outcomes or findings of the project at the end of a competitive segment. The name of the Primary Investigator/Project Director will be attached to the public posting in RePORTER.

For NIH awards the length of the Outcome statement should not exceed half a page. In addition, the summary of outcomes or findings of the award must be written in the following format:

*** Is written for the general public in clear, concise, and comprehensible language

*** Is suitable for dissemination to the general public, as the information may be available electronically

*** Does not include proprietary, confidential information or trade secrets

Please refer to the following link for samples of acceptable project outcomes:

https://grants.nih.gov/grants/rppr/sample_project_outcomes_RPPR.htm

See NIH notices [NOT-OD-17-022](#) and [NOT-OD-17-037](#) for additional details on this requirement.

5.12.1 Uploading Final Report Additional Materials

When FRAM is requested by the reviewing PO, an email notification will be sent to the PI (and SO) describing the additional information being requested. It is the PI who is responsible for uploading this requested FRAM via the Closeout module in Commons.

To upload FRAM:

1. Navigate to the *Closeout Status* screen.
2. Locate the **Final RPPR** line item under the **Closeout Submission Requirement** column.
If a PO has requested additional material related to the Final RPPR, the **Status** will show **FRAM Requested**, the **Result of Action** column will show *FRAM Requested By <PO Name>*, and the **FRAM Update** link will appear in the **Action** column of this line item. If this information is not there, the request was not made.
3. Click the **FRAM Update** button, as shown below.

Closeout Status ? « Return to Search Results

Application Information

Grant Number: 5R01DK123456-13	PD/PI Name: FATHERS, SAM	Closeout Contact Name: MCCASLIN, ISAAC
Project Period: 09/30/1999 to 07/31/2016	Closeout Status: Requires Closeout	Closeout Contact Email: eRATest@mail.nih.gov
Proposal Title: Role of Nitric Oxide in Interstitial Cystitis	Date Of Status Change:	Closeout Contact Phone: 301-555-5555

Requirement	Instruction	Status	Result of Actions	Date	Action
FFR	For FFR submission, you must have the Commons FSR role.	Not Started			
Final Progress Report	Only the SO or the PI of the Grant may process the Final RPPR.	Not Received			Fram Update
Final Invention Statement	For Submission, Final Invention Statement requires verification by the Signing Official of the Institution.	Not Received			Process Final Invention Statement

Figure 67 Closeout Status

The *Final Progress Report Additional Materials (FRAM)* screen appears. From this screen, the PI has the ability to either; upload an attachment meeting the requirements of the requested information or, for Revised Outcomes (Section I of the RPPR), a text field in which to enter the Revised Outcomes text.

NOTE: You can view the original request for information from the *Status Information* screen. The

Closeout Final Report Additional Materials Request (FRAM) link located in Other Relevant Documents section of Status Information will show the original request.

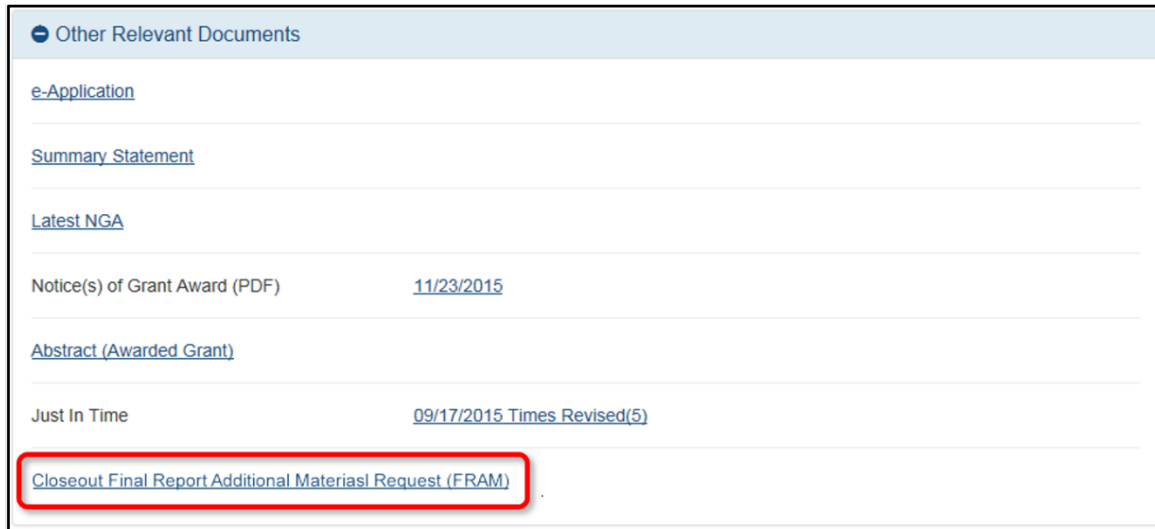


Figure 68 Closeout Final Report Additional Materials Request in Status Information

4. Use the **Add Attachment** button to search for and select the appropriate document from your local computer. The attached document must be in PDF format and no larger than 6MB.

After passing system validations, the screen will display a message as follows: FRAM was successfully uploaded and is ready for processing by the SO in your institution.

FRAM attachments can be viewed at any time using the **View Attachment** or **View** button on the screen. Before being submitted to Agency, FRAM attachments can be deleted using the **Delete Attachment** button.

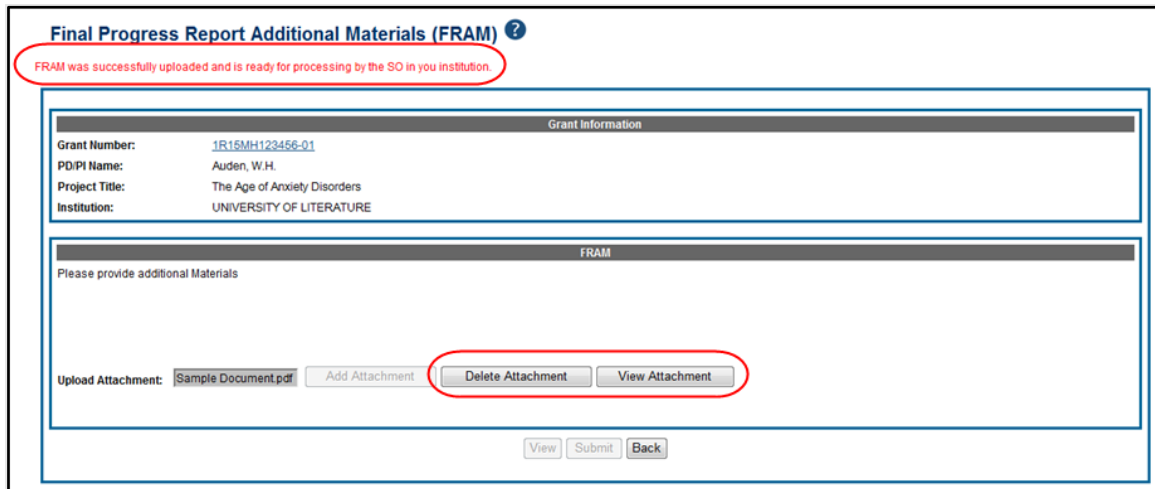


Figure 69 Final Progress Report Additional Materials Success Message

When FRAM is attached, the *Closeout Status* screen updates to show *FRAM Uploaded* in the **Status** column and *FRAM Uploaded By <PI Name>* in the **Result of Action** column. You will notice that the **FRAM Update** link remains as an available action. Attachments for additional requests can be uploaded using this link and following the same steps described above. Subsequent uploads will be appended in the stored PDF document viewable in Status Information.

NIH RPPR Instruction Guide

Closeout Status ? Form Approved OMB No. 0925-0002

Application Information

Grant Number: 1R15MH123456-01 PD/PI Name: AUDEN, W.H.
 Closeout Contact Name: EMMA STREST Closeout Contact Email:
 Closeout Contact Phone: 301-555-1234 Project Period: 08/01/2010 to 10/31/2014
 Proposal Title: The Age of Anxiety Disorders

Closeout Submission Requirement	Instruction	Status	Result of Actions	Date	Action
FFR / FSR	For FFR / FSR submission, you must have the Commons FSR role	Not Started			
Final Progress Report	Only the SO or the PI of the Grant may process the Final Progress Report	FPR Received FRAM Uploaded	Submitted by AUDEN, W.H. (PI) FRAM Uploaded by Auden, W.H. (PI)	09/18/2014 10/02/2014	View FRAM Update
Final Invention Statement	For Submission, Final Invention Statement requires verification by the Signing Official of the Institution	Not Received			Process Final Invention Statement

[Back](#)

Figure 70 Closeout Status FRAM Uploaded message in Status column

The SO is now able to submit FRAM. Refer to the steps in the section titled Submitting FRAM for details on how an SO submits FRAM to Agency.

NOTE: After the SO submits FRAM, the **FRAM Update** link on *Closeout Status* will be replaced by the **View FRAM** link and updates can no longer be made.

5.12.2 Submitting FRAM

Once a response to a FRAM request has been uploaded by the PI using the *Final Progress Report Additional Materials (FRAM)* screen, the SO can submit the material to Agency. Only those with an SO role in Commons can submit FRAM.

To submit FRAM:

1. Navigate to the *Closeout Status* screen for the specific grant.
2. Locate the Final Research Performance Progress Report line item under the **Closeout Submission Requirement** column.

If the PI has uploaded the additional material successfully, the **Result of Action** column will show *FRAM Uploaded By <PI Name>*. The **FRAM Update** link will appear in the **Action** column of this line item.

3. Select the **FRAM Update** link.

Closeout Status ? Form Approved OMB No. 0925-0002

Application Information

Grant Number: 1R15MH123456-01 PD/PI Name: AUDEN, W.H.
 Closeout Contact Name: EMMA STREST Closeout Contact Email:
 Closeout Contact Phone: 301-555-1234 Project Period: 08/01/2010 to 10/31/2014
 Proposal Title: The Age of Anxiety Disorders

Closeout Submission Requirement	Instruction	Status	Result of Actions	Date	Action
FFR / FSR	For FFR / FSR submission, you must have the Commons FSR role	Not Started			
Final Progress Report	Only the SO or the PI of the Grant may process the Final Progress Report	FPR Received FRAM Uploaded	Submitted by AUDEN, W.H. (PI) FRAM Uploaded by Auden, W.H. (PI)	09/18/2014 10/02/2014	View FRAM Update
Final Invention Statement	For Submission, Final Invention Statement requires verification by the Signing Official of the Institution	Not Received			Process Final Invention Statement

[Back](#)

Figure 71 Closeout Status FRAM Update link in Action column

The *Final Progress Report Additional Materials (FRAM)* screen appears with the **Submit** button enabled.

4. *Optional:* To view the FRAM response before submitting it, select the **View Attachment**

NIH RPPR Instruction Guide

button.

- To submit the FRAM, select the **Submit** button.

Final Progress Report Additional Materials (FRAM) ?

Grant Information

Grant Number: [1R15MH123456-01](#)
PD/PI Name: Auden, W.H.
Project Title: The Age of Anxiety Disorders
Institution: UNIVERSITY OF LITERATURE

FRAM

Please provide additional Materials

Upload Attachment: [Sample Document.pdf](#) [Add Attachment](#) [Delete Attachment](#) [View Attachment](#)

[View](#) [Submit](#) [Back](#)

Figure 72 Final Progress Report Additional Materials

- Before the submission is completed, a certification message will appear on the screen. Click the **I Agree** button to confirm this certification and to complete the process.

Submit FRAM to Agency

In submitting these Final Progress Report additional materials, the SO (or PD/PI with delegated authority), certifies that the grantee organization is in compliance with the terms and conditions specified in the Notice of Award and Grants Policy Statement, and verifies the accuracy and validity of all administrative, fiscal, and scientific information in the progress report. The SO (or PD/PI with delegated authority) further certifies that the grantee organization will be accountable for the appropriate use of any funds awarded and for the performance of the grant-supported project or activities resulting from the progress report. Deliberate withholding, falsification, or misrepresentation of information could result in administrative actions such as withdrawal of a progress report, suspension and/or termination of an award, debarment of individuals, as well as possible criminal penalties. The grantee institution may be liable for the reimbursement of funds associated with any inappropriate or fraudulent conduct of the project activity.

Application Information

Grant Number: 1R15MH123456-01
Institution: UNIVERSITY OF LITERATURE
PD/PI Name: Auden, W.H.
Project Title: The Age of Anxiety Disorders

[I Agree](#) [Cancel](#)

Figure 73 Submit FRAM to Agency

After a successful submission, the screen will display a message as follows: The final progress report additional materials have been successfully submitted to Agency. The Closeout Status screen will show FRAM Submitted By <SO Name> in the **Result of Action** column, and the **FRAM Update** link available before the submission is replaced by the **View FRAM** link. FRAM cannot be edited after submission to Agency.

Final Progress Report Additional Materials (FRAM) ?

The final progress report additional materials have been successfully submitted to Agency.

Grant Information

Grant Number: [1R15MH123456-01](#)
PD/PI Name: Auden, W.H.
Project Title: The Age of Anxiety Disorders
Institution: UNIVERSITY OF LITERATURE

FRAM

Please provide additional Materials

Upload Attachment: [Add Attachment](#) [Delete Attachment](#) [View Attachment](#)

[View](#) [Submit](#) [Back](#)

Figure 74 Final Progress Report Additional Materials

Additionally, email notification is sent to both the SO who submitted the FRAM and to the PI of the grant. A separate notification is sent to the PO of the grant. Commons will generate a PDF document containing all documents adding for the FRAM request. This document can be accessed within the *Status Information* screen under **Other Relevant Documents**.

The PO may rescind the approval of the Final RPPR submission at any time. If this event occurs, the **FRAM Update** link will be made available for submitting FRAM.

SOs can continue to add additional attachments even after submission to Agency (before acceptance of the Final RPPR). Any subsequent documents will be added to the PDF generated by Commons.

5.13 Interim Report Additional Materials (IRAM)

The Agency may use *Interim Report Additional Materials (IRAM)* to provide a means for the recipient to enter, review, route, and submit information in response to specific request(s) by the Program Official at the IC (or AHRQ, if applicable) for additional information following the submission of an Interim RPPR.

As with the RPPR, a PD/PI (or Contact PI in the case of multiple PIs) can enter the IRAM.

However, only the SO can submit the IRAM to the agency.

IMPORTANT For Revised Project Outcomes, please review the following information:

To submit revised Project Outcomes, SOs should follow the IRAM process for outcomes for Interim RPPRs and the FRAM process for outcomes for Final RPPRs with the exception that a text box will be provided to enter the new Outcomes text and select **Upload** instead of an **Add Attachment** button as with other RAM requests. See an example below.

The screenshot shows the 'Interim Progress Report Additional Materials (IRAM)' form. At the top, there is a 'Grant Information' section with the following details: Grant Number: 4R01HL123456-07, Institution: STARFLEET ACADEMY, SAN FRANCISCO, PD/PI Name: Tiberius, Kirk J., and Project Title: Neurobiological Study on the Effects of Roman Ale on Senior Staff. Below this is the 'IRAM' section, which includes a 'Please provide additional materials:' area with an 'Upload' button. A table below the upload area shows 'No documents have been uploaded' with columns for 'File Name', 'Date Uploaded', and 'Uploaded By'. There is also a 'Please provide comments:' text area with a character limit of 2000. At the bottom, there are buttons for 'Cancel', 'Preview', 'Save', 'Delete', and 'Submit'.

Figure 75 Interim Progress Report Additional Materials

Project Outcomes provide information regarding the cumulative outcomes or findings of the project. Note that outcomes will be made publicly available, allowing recipients to provide the general public with a concise summary of the cumulative outcomes or findings of the project at the end of a competitive segment. The name of the Primary Investigator/Project Director will be attached to the public posting in [RePORTER](#).

For NIH awards the length of the Outcome statement should not exceed half a page. In addition, the summary of outcomes or findings of the award must be written in the following format:

* Is written for the general public in clear, concise, and comprehensible language

NIH RPPR Instruction Guide

- * Is suitable for dissemination to the general public, as the information may be available electronically
- * Does not include proprietary, confidential information or trade secrets

Please refer to the following link for samples of acceptable project outcomes:

https://grants.nih.gov/grants/rppr/sample_project_outcomes_RPPR.htm

See NIH notices [NOT-OD-17-022](#) and [NOT-OD-17-037](#) for additional details on this requirement.

The link for the request will be displayed in the **Available Actions** column as "IRAM". Below are both the Grouped View and the Flat View in Status Results.

Application ID	Grants.gov Tracking#	Proposal Title	PD/PI Name	eSubmission Status	Current Application Status	Status Date	Available Actions
4R01HL123456-05		Neurobiological Study on the Effects of Romulan Ale on Senior Staff	TIBERIUS, KIRK (PI)	Awarded. Non-fellowships only	Awarded. Non-fellowships only	03/31/2016	RPPR Interim RPPR IRAM
1R01HL123456-01	GRANT87654321	Neurobiological Study on the Effects of Romulan Ale on Senior Staff	TIBERIUS, KIRK (PI)	Submission Complete	Awarded. Non-fellowships only	05/02/2012	JIT (times revised: 1)
5R01HL123456-04		Neurobiological Study on the Effects of Romulan Ale on Senior Staff	TIBERIUS, KIRK (PI)	Awarded. Non-fellowships only	Awarded. Non-fellowships only	03/31/2015	RPPR

Figure 76 IRAM Button

Application ID	Grants.gov Tracking#	Proposal Title	PD/PI Name	eSubmission Status	Current Application Status	Status Date	Available Actions
5R21NS123456-02		Statins, statin-related gene, and Parkinson's disease risk	LEE, JUN-FAN (PI)	Awarded. Non-fellowships only	Awarded. Non-fellowships only	08/20/2015	Actions
1R21NS999999-01A1	GRANT12345678	Statins, statin-related gene, and Parkinson's disease risk	LEE, JUN-FAN (PI)	Submission Complete	Awarded. Non-fellowships only	09/...	RPPR Inclusion Interim RPPR
5R01NS123456-03		Prospective Study of Restless Leg Syndrome	LEE, JUN-FAN (PI)	Submission Complete	Awarded. Non-fellowships only	07/...	IRAM

Figure 77 IRAM option on Grouped and Flat View of Status

When the link is clicked, the IRAM screen will open and provide an **Upload** button. Click this button to select the PDF file that satisfies the agency request as well as any appropriate comments related to the request and/or file.

For *Revised Outcomes*, the text box will be used to directly enter (or copy and paste) the Revised Outcomes text and then it may be uploaded as per the **IMPORTANT**: information box above. The text box caption will read, "Please provide Revised Outcomes here. Note, text in this field will be publicly available in RePORTER."

The character limit for the comments is 2,000 characters. See the **Upload** button below.

NIH RPPR Instruction Guide

Interim Progress Report Additional Materials (IRAM)

Grant Information

Grant Number: 4R01HL123456-07
Institution: STARFLEET ACADEMY, SAN FRANCISCO

PD/PI Name: Tberius, Kirk J
Project Title: Neurobiological Study on the Effects of Rumusan Ale on Senior Staff

IRAM

Please provide additional materials:

File Name Date Uploaded Uploaded By

No documents have been uploaded

Please provide comments:

Total remaining allowed limit is 2000 characters.

Cancel Preview Save Delete Submit

© 2017 NIH. All Rights Reserved. | Screen Rendered: 09/13/2017 11:26:19 EDT | STA405@1094 | Version: 3.31.08
Help | Contact Us | Privacy Notice | Manage User Preferences | Accessibility | Disclaimer

Figure 78 Interim Progress Report Additional Materials

After selecting the appropriate document, you will be returned to the IRAM screen where you may enter comments and then use the buttons at the bottom of the page to:

- **Cancel** - No changes will be made and you will be returned to the *Status Results* page
- **Preview** - This will open the submission to allow you to view the uploaded document and comments that will be sent to the Agency.
- **Save** - The selected document and comments (if any) will be saved for future submission.
- **Delete** - The selected document will be removed and a different document may be uploaded.
- **Submit** - Send the document and comments to the Agency.

You may also upload additional documents [limit 10] as well as **View** or **Delete** individual documents. Below, see the *IRAM* screen with attached document and comments.

Home Admin Institution Profile Personal Profile Status ASSIST Prior Approval RPPR Internet Assisted Review xTrain xTRACT Admin Supp eRA Partners Non-Research

Recent/Pending eSubmissions List of Applications/Grants Search by Grants.gov Tracking Num

In submitting these Final Progress Report additional materials, the SO (or PD/PI with delegated authority), certifies that the grantee organization is in compliance with the terms and conditions specified in the Notice of Award and Grants Policy Statement, and verifies the accuracy and validity of all administrative, fiscal, and scientific information in the progress report. The SO (or PD/PI with delegated authority) further certifies that the grantee organization will be accountable for the appropriate use of any funds awarded and for the performance of the grant-supported project or activities resulting from the progress report. Deliberate withholding, falsification, or misrepresentation of information could result in administrative actions such as withdrawal of a progress report, suspension and/or termination of an award, debarment of individuals, as well as possible criminal penalties. The grantee institution may be liable for the reimbursement of funds associated with any inappropriate or fraudulent conduct of the project activity.

Interim Progress Report Additional Materials (IRAM)

Grant Information

Grant Number: 4R01HL123456-05
Institution: UNIVERSITY OF CALIFORNIA, SAN FRANCISCO

PD/PI Name: Lee, Jun-Fan
Project Title: Human mesenchymal stem cell microvesicles for the treatment of acute lung injury

IRAM

Please provide additional materials:

File Name Date Uploaded Uploaded By

IRAM_Doc_1.pdf 09/14/2017 Lee, Jun-Fan

Please provide comments:

[Provide related comments here]

Total remaining allowed limit is 2000 characters.

Cancel Preview Save Delete Submit

Figure 79 Interim Progress Report Additional Materials

5.14 Agency Requested Progress Report Additional Materials (PRAM)

The Agency Requested Progress Report Additional Materials (PRAM) feature provides a means for the recipient to enter, review, route, and submit information in response to specific request(s) by the Grants Management Specialist at the IC (or AHRQ, if applicable) for additional information following the submission of an RPPR.

As with the RPPR, a PD/PI (or Contact PI in the case of multiple PIs) can enter the PRAM, but can only submit it if the PD/PI is delegated with *Submit Progress Report* authority. Otherwise, only the SO can submit the PRAM to Agency.

The following sections cover the steps for initiating and submitting Agency Requested PRAM.

NOTE: Agency requested PRAM is not available for multi-year funded awards at this time.

5.14.1 Initiate Agency Requested PRAM

The PD/PI (Contact PI) or PD/PI Delegate can initiate Agency Requested PRAM by following the steps below:

1. Access the eRA Commons Status Result – List of Applications/Grants screen.
2. Select the **Agency Requested PRAM** link from the **Action** column of the appropriate grant.

The screenshot displays the 'Status Result - List of Applications/Awards' page in the eRA Commons system. At the top, there is a navigation bar with links like Home, Admin, Institution Profile, etc. Below that, a 'Notes & Tips' section provides important information. The main content area shows a list of grants with the following columns: Application/Award ID, Grants.gov Tracking#, Proposal Title, PD/PI Name, eSubmission Status, Current Application Status, Status Date, and Available Actions. Three grants are visible in the list. The first grant, R01CA017013, is highlighted, and its 'Available Actions' column contains a red-bordered button labeled 'Agency Requested PRAM'. Other buttons in this column include 'RPPR' and 'Human Subjects'.

Application/Award ID	Grants.gov Tracking#	Proposal Title	PD/PI Name	eSubmission Status	Current Application Status	Status Date	Available Actions
R01CA017013	10/01/2019 - 09/30/2023 (Project Period)	TIBERIUS, KIRK J (PD/PI)	Long Term Effects of Recurring Quantum Time Leaps (Title)	Pending			RPPR, Agency Requested PRAM, Human Subjects
R01CA017015	01/15/2018 - 12/31/2022 (Project Period)	TIBERIUS, KIRK J (PD/PI)	Using a Neuro-Depolarizing Device for Cancer Studies (Title)	Pending			RPPR, Human Subjects
5R01CA017015-03		How Hystomedinine Interacts with Cancer Cells in Vulcans	TIBERIUS, KIRK J (PI) FLECK, SILIK (MPI)	Pending		11/30/2018	RPPR, Agency Requested PRAM, Human Subjects
7R01CA017015-02		How Hystomedinine Interacts with Cancer Cells in Vulcans	TIBERIUS, KIRK J (PI) FLECK, SILIK (MPI)	Awarded. Non-fellowships only		11/30/2018	RPPR, Human Subjects
3R01CA017015-02S1	GRANT01234567	How Hystomedinine Interacts with Cancer Cells in Vulcans	TIBERIUS, KIRK J (PI) FLECK, SILIK (MPI)	Submission Complete	Awarded. Non-fellowships only	01/03/2018	Human Subjects

Figure 80 Agency Requested PRAM Link

The *Progress Report Additional Materials (PRAM)* screen displays. **Grant Information**, including Grant Number, PD/PI Name, Project Title, Institution, Status, and Current Reviewer, displays at the top of the screen. The **Additional Materials Requested by Agency** section at the bottom provides a means for adding the requested materials. Up to 100 attachments can be submitted, but all attachments must be in the form of PDF files.

3. Select the **Add Attachment** button in the **Additional Materials Requested by Agency** section of the screen.

NIH RPPR Instruction Guide

Home Admin Institution Profile Personal Profile Status ASSIST Prior Approval RPPR Internet Assisted Review xTrain xTRACT Admin Supp eRA Partners Non-Research

Status PI Search

Progress Report Additional Materials (PRAM) (RAM) ⓘ

Grant Information

Grant Number: 5R01CA017015-03 PD/PI Name: TIBERIUS, KIRK J Org Name: STAR FLEET ACADEMY
Project Title: Hystomedinine Interactions w/ Cancer Cells in Vulcans
Pram Status: PD/PI Work in Progress Current Reviewer: TIBERIUS, KIRK J

Additional Materials Requested by IC

Please provide additional materials: Upload

File Name	Date Uploaded	Uploaded By
No documents have been uploaded		

Cancel Preview View Routing History Route

Figure 81 Add Attachment Button for Agency Requested PRAM

4. Use the browse dialog to search for and attach the appropriate file. Repeat for all necessary attachments.

The **Additional Materials Requested by Agency** section updates to show a table of all attachments. The table displays the **Document Name** and **Action** links of **View** and **Delete** for each attachment.

5. *Optional*: Select the document's **View** link in the **Action** column to view the attachment.
6. *Optional*: Select the document's **Delete** link in the **Action** column to remove the attachment.

NOTE: The options for **View** and **Route History** may be selected at this time. Selecting the option for **Cancel** closes the screen without saving or routing the PRAM information.

7. Select the **Route** button to send the PRAM for review.

Home Admin Institution Profile Personal Profile Status ASSIST Prior Approval RPPR Internet Assisted Review xTrain xTRACT Admin Supp eRA Partners Non-Research

Status PI Search

Progress Report Additional Materials (PRAM) (RAM) ⓘ

Grant Information

Grant Number: 5R01CA017015-03 PD/PI Name: TIBERIUS, KIRK J Org Name: STAR FLEET ACADEMY
Project Title: Hystomedinine Interactions w/ Cancer Cells in Vulcans
Pram Status: PD/PI Work in Progress Current Reviewer: TIBERIUS, KIRK J

Additional Materials Requested by IC

Please provide additional materials: Upload

File Name	Date Uploaded	Uploaded By	Action
Commons_05_01.pdf	06/05/2020	TIBERIUS, KIRK J	View Delete

Cancel Preview View Routing History Route

Figure 82 Routing the Agency Requested PRAM

When the **Route** button is selected, the *Route PRAM to Next Reviewer* screen displays. A list of all available reviewers exists in the drop-down for **Next Reviewer**.

NIH RPPR Instruction Guide

8. Select a name from the **Next Reviewer** drop-down list.
9. Enter text into the **Comments** field as necessary. This is not a mandatory field.
10. Select the **Submit** button to continue.

Figure 83 Route Agency Requested PRAM to Next Reviewer

The *Route PRAM to Next Reviewer* screen displays the PD/PI Assurance statement.

11. Read the assurance statement and click the **Submit** button to agree to the content and continue routing the PRAM to the next reviewer.

Figure 84 Agency Requested PRAM PD/PI Assurance Statement

The *Progress Report Additional Materials (PRAM)* screen displays with a message indicating that the PRAM was successfully routed to the selected reviewer. Additionally, the status is updated and shown as *Reviewer Work in Progress*. At this point, the PD/PI can only view the PRAM, the attachments, and the Route History; the PD/PI may not edit the PRAM. To be able to allow the PD/PI to edit the PRAM, the SO needs to route the PRAM back to the PD/PI using routing steps similar to those above.

At the time of routing, an email is sent to the PD/PI and the selected SO (or other Next Reviewer) to notify them of the event.

NIH RPPR Instruction Guide

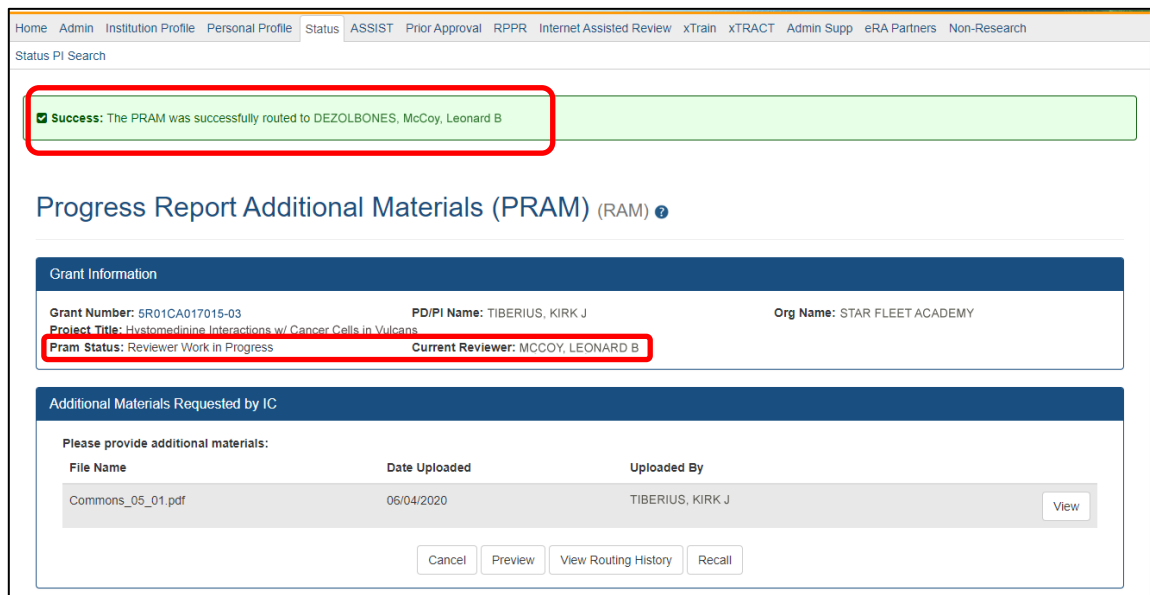


Figure 85 Successfully Routed Agency Requested PRAM

5.14.2 Recall Agency Requested PRAM

Agency Requested PRAM that has been routed to a reviewer can be recalled by the person who performed the routing action up until the submission of the current PRAM attachment(s) to the Agency. This is useful in situations when the report was routed to the wrong person or the reviewer is unavailable. The last reviewer of the report is able to recall it; however, Signing Officials at the Institution and the Contact PD/PI who are not the last reviewer can also recall the report when it is in a status of *Reviewer Work in Progress*.

NOTE: A PD/PI delegate does not have the ability to recall the PRAM.

To recall Agency Requested PRAM, select the **Recall** button from the *Progress Report Additional Materials (PRAM)* screen.

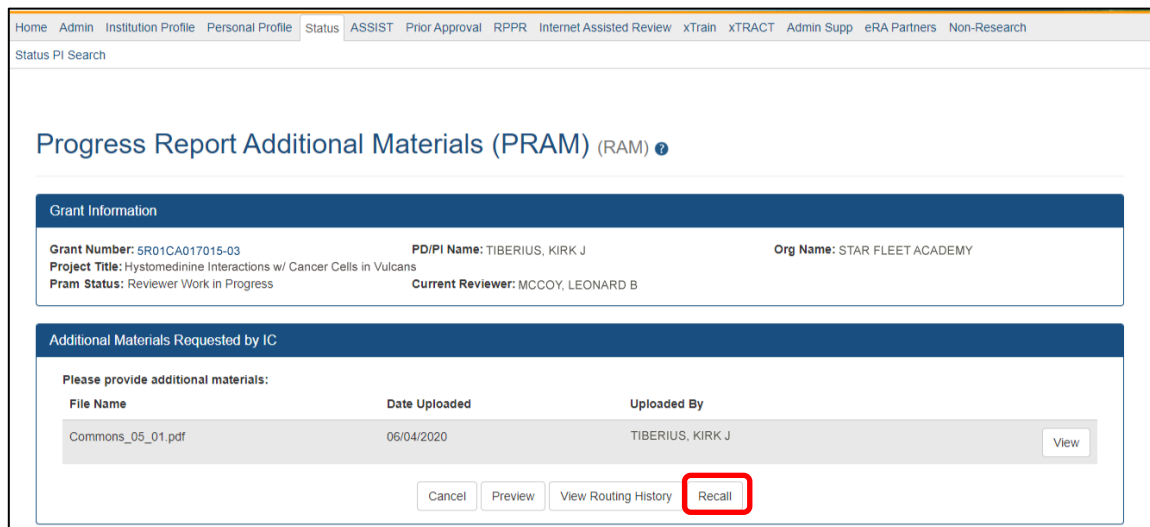


Figure 86 Recall Button for Agency Requested PRAM

A message displays on the screen indicating: *The PRAM has been successfully recalled. You have been set as the Current PRAM Reviewer.*

NOTE: Only items which have not already been submitted can be recalled. If prior Agency

Requested PRAM submissions to the Agency exist, these attachments are not included in the recall.

The status of the PRAM is updated to *PD/PI Work in Progress* if recalled by the PI or *Reviewer Work in Progress* if recalled by the SO; the reviewer from whom the PRAM is recalled receives an email about the action; and the PRAM routing audit history is updated to reflect the action.

Additionally, the ability to delete the attachment is restored and the **Add Attachment** and **Route** buttons are enabled, providing the current reviewer the ability to update the PRAM and route it again.

5.14.3 Submit Agency Requested PRAM

When the Agency Requested Progress Report Additional Materials (PRAM) is in *Reviewer Work in Progress* status, the Signing Official (SO) can submit it to the Agency. PD/PIs may also submit the information if they have been delegated *Submit Progress Report* authority by the SO.

To submit the PRAM:

12. Access the **Status** screen on eRA Commons.
13. Enter the appropriate query parameters to locate the grant and select the **Search** button.

The *Status Result – General Search* screen displays with the matching information.

14. From the **Action** column, select the link for **Agency Requested PRAM**.

Application/Award ID	Grants.gov Tracking #	Proposal Title	PD/PI Name	Application Status	Budget Start Date	FFATA	Show All Prior Errors	Action
5R01CA017015-03 (MPI)		Hystomedine Interactions w/ Cancer Cells in Vulcans	TIBERIUS, KIRK	Awarded, Non-fellowships only	01/01/2019	Yes		RPPR Human Subjects
5R01CA117010-04 (MPI)		Hystomedine Interactions w/ Cancer Cells in Vulcans	TIBERIUS, KIRK	Pending	01/01/2020	Yes		RPPR Agency Requested PRAM Human Subjects

Figure 87 Agency Requested PRAM Link for SO

The *Progress Report Additional Materials (PRAM)* screen displays. The screen displays **Grant Information** on top and the files attached by the PD/PI in the **Additional Materials Requested by Agency** portion at the bottom. The attached files may be viewed or removed and additional PDF files may be added if necessary.

15. *Optional*: Select the document’s **View** link in the **Action** column to view the attachment.
16. *Optional*: Select the document’s **Delete** link in the **Action** column to remove the attachment.
17. *Optional*: Select the **Add Attachment** button to attach additional files. Up to 100 PDF files may be attached.

Before submitting, the SO also may **View** the PRAM as a PDF, **Route** it to another reviewer (or back to the PD/PI), and view the **Route History**. Select any of the appropriate buttons to perform these actions. Follow the steps below to continue submitting the PRAM.

18. Select the **Submit** button.

NIH RPPR Instruction Guide

Home Admin Institution Profile Personal Profile Status ASSIST Prior Approval RPPR xTrain xTRACT Admin Supp eRA Partners Non-Research

Progress Report Additional Materials (PRAM) (RAM) ⓘ

Grant Information

Grant Number: 5R01CA017015-03	PD/PI Name: TIBERIUS, KIRK J	Org Name: STAR FLEET ACADEMY
Project Title: Hystomedine Interactions w/ Cancer Cells in Vulcans		
Pram Status: Reviewer Work in Progress	Current Reviewer: MCCOY, LEONARD B	

Additional Materials Requested by IC

Please provide additional materials: Upload

File Name	Date Uploaded	Uploaded By	
Commons_05_01.pdf	06/04/2020	TIBERIUS, KIRK J	View Delete

Cancel Preview View Routing History Route **Submit**

Figure 88 Submitting Agency Requested PRAM

The *Submit PRAM to Agency* screen displays. By continuing from this screen, the SO certifies that the submitting organization is in compliance with the terms and conditions specified in the Notice of Award and Grants Policy Statement. The SO also verifies that the information provided in the PRAM is valid and accurate.

19. Read certification agreement. Select the **I Agree** button to continue submitting the information. (Selecting the **Cancel** button closes the screen and returns the *Progress Report Additional Materials* screen without submitting the material.)

Home Admin Institution Profile Personal Profile Status ASSIST Prior Approval RPPR xTrain xTRACT Admin Supp eRA Partners Non-Research

Submit PRAM ⓘ

Submit PRAM to Agency

PD/PI Assurance

In submitting these Progress Report additional materials, the SO (or PD/PI with delegated authority), certifies that the awardee organization is in compliance with the terms and conditions specified in the Notice of Award and Grants Policy Statement, and verifies the accuracy and validity of all administrative, fiscal, and scientific information in the progress report. The SO (or PD/PI with delegated authority) further certifies that the awardee organization will be accountable for the appropriate use of any funds awarded and for the performance of the grant-supported project or activities resulting from the progress report. Deliberate withholding, falsification, or misrepresentation of information could result in administrative actions such as withdrawal of a progress report, suspension and/or termination of an award, debarment of individuals, as well as possible criminal penalties. The awardee institution may be liable for the reimbursement of funds associated with any inappropriate or fraudulent conduct of the project activity.

Application Information

Grant Number: 5R01CA017015-03	PD/PI Name: TIBERIUS, KIRK J	Org Name: STAR FLEET ACADEMY
Project Title: Hystomedine Interactions w/ Cancer Cells in Vulcans		
Pram Status: Reviewer Work in Progress	Current Reviewer: MCCOY, LEONARD B	Due Date: 2019-11-15

I Agree Cancel

Figure 89 SO Certification of PRAM

The *Progress Report Additional Materials (PRAM)* screen displays with a message indicating that the PRAM was successfully submitted. The current reviewer is updated to NIH, the PRAM status is updated to *Submitted to Agency*, and the PRAM submission date is recorded. The routing history is updated to reflect the submission to Agency.

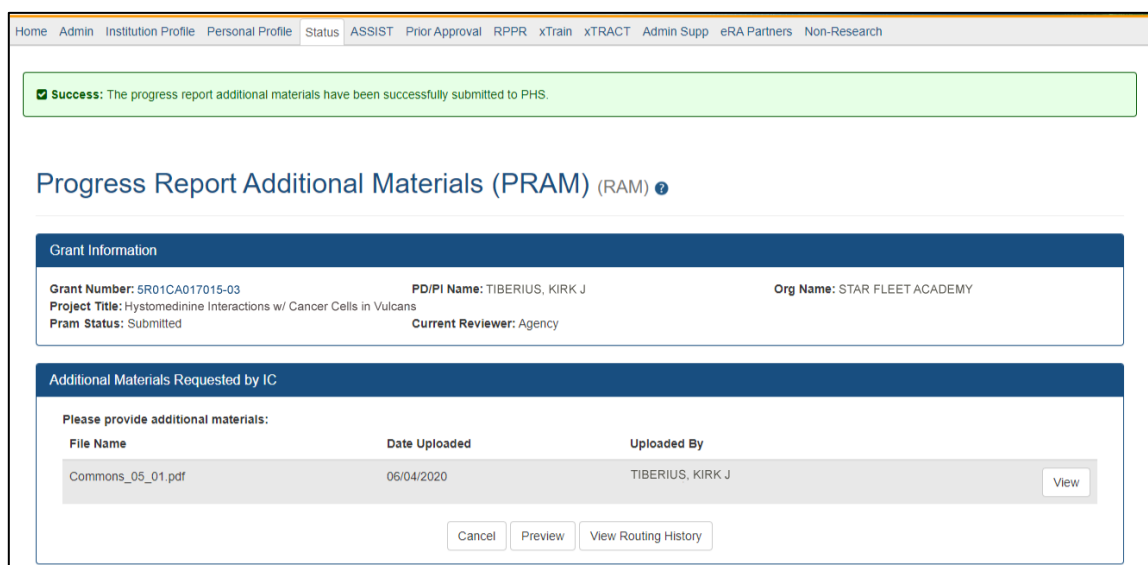


Figure 90 Agency Requested PRAM Submitted to Agency

When PRAM is submitted to Agency, an email notification is sent to the PD/PI (Contact PI) on the grant, the submitting SO, the SO assigned to the RPPR, and AO assigned to the RPPR.

Once the IC Requested PRAM is submitted, the **View** button remains on the PRAM screen to provide a preview of the latest PRAM submission; however, the ability to view or delete the individual attachments is removed. The ability to upload and submit additional attachments remains until the grant is awarded. Follow the steps provided in the *Initiate Agency Requested PRAM* section to add additional attachments (starting with Step 3).

NOTE: If multiple PRAM submissions were completed, selecting the **View** button only provides a preview of the latest PRAM submission. To view all submissions as one document, access the *Status Information* screen for the grant and select the PRAM link. For more information, refer to the next section, [View Agency Requested PRAM from Status Information](#).

5.14.4 View Agency Requested PRAM from Status Information

After submitting Agency Requested PRAM, Commons users with access to the grant information may view the PRAM via the *Status Information* screen. The *Status Information* is accessed by selecting the **Grant Number** hyperlink from the *Progress Report Additional Materials (PRAM)* screen or by selecting the **Application ID** hyperlink from *Status Result – General Search (SOs)* and *Status Result – List of Applications/Grants (PIs)* screens.

NIH RPPR Instruction Guide

Home Admin Institution Profile Personal Profile Status ASSIST Prior Approval RPPR xTrain xTRACT Admin Supp eRA Partners Non-Research

Progress Report Additional Materials (PRAM) (RAM) ⓘ

Grant Information

Grant Number: [SR01CA017015-03](#) PD/PI Name: TIBERIUS, KIRK J Org Name: STAR FLEET ACADEMY
 Project Title: Hystomedinine Interactions w/ Cancer Cells in Vulcans
 Pram Status: Submitted Current Reviewer: Agency

Additional Materials Requested by IC

Please provide additional materials:

File Name	Date Uploaded	Uploaded By
No documents have been uploaded		

Cancel Preview View Routing History

Figure 91 Grant Number Hyperlink on PRAM Screen

Home Admin Institution Profile Personal Profile Status ASSIST Prior Approval RPPR Internet Assisted Review xTrain xTRACT Admin Supp eRA Partners Non-Research

Notes & Tips: Important: The NIH provides the JIT (Just in Time) link in the Commons for scored applications. Please await instructions from the NIH on whether to complete this information. The following list of applications/grants represents a result of the search by Grants.gov Tracking # or a complete list of all your applications/grants. If you do not see a complete list of your applications/grants, please click List of Applications/Grants menu tab again.

Status Result - List of Applications/Awards ⓘ ⓘ

Grouped View Flat View

Application/Award ID	Grants.gov Tracking#	Proposal Title	PD/PI Name	eSubmission Status	Current Application Status	Status Date	Available Actions
R01CA017013	2	10/01/2019 - 09/30/2023 (Project Period)	TIBERIUS, KIRK J (PD/PI)		Long Term Effects of Recurring Quantum Time Leaps (Title)	Pending	
R01CA017015	3	01/15/2018 - 12/31/2022 (Project Period)	TIBERIUS, KIRK J (PD/PI)		Using a Neuro-Depolarizing Device for Cancer Studies (Title)	Pending	
SR01CA017015-03		How Hystomedinine Interacts with Cancer Cells in Vulcans	TIBERIUS, KIRK J (PI) FLECK, SILIK (MPI)		Pending	11/30/2018	RPPR Agency Requested PRAM Human Subjects
7R01CA017015-02		How Hystomedinine Interacts with Cancer Cells in Vulcans	TIBERIUS, KIRK J (PI) FLECK, SILIK (MPI)		Awarded, Non-fellowships only	11/30/2018	RPPR Human Subjects
3R01CA017015-02S1	GRANT01234567	How Hystomedinine Interacts with Cancer Cells in Vulcans	TIBERIUS, KIRK J (PI) FLECK, SILIK (MPI)	Submission Complete	Awarded, Non-fellowships only	01/03/2018	Human Subjects

Figure 92 Application ID Hyperlink on Status Result for PIs

Home Admin Institution Profile Personal Profile Status ASSIST Prior Approval RPPR xTrain xTRACT Admin Supp eRA Partners Non-Research

Status Result - General Search ⓘ

1-2 of 2

Application/Award ID	Grants.gov Tracking #	Proposal Title	PD/PI Name	Application Status	Budget Start Date	FFATA	Show All Prior Errors	Action
SR01CA017015-03 (MPI)		Hystomedinine Interactions w/ Cancer Cells in Vulcans	TIBERIUS, KIRK J	Awarded, Non-fellowships only	01/01/2019	Yes		RPPR Human Subjects
SR01CA117010-04 (MPI)		Hystomedinine Interactions w/ Cancer Cells in Vulcans	TIBERIUS, KIRK J	Pending	01/01/2020	Yes		RPPR Agency Requested PRAM Human Subjects

Figure 93 Application ID Hyperlink on Status Result for SOs

From the *Status Information* screen, select the hyperlink in the area marked **Progress Report Additional Material (PRAM)** in the **Other Relevant Documents** section.

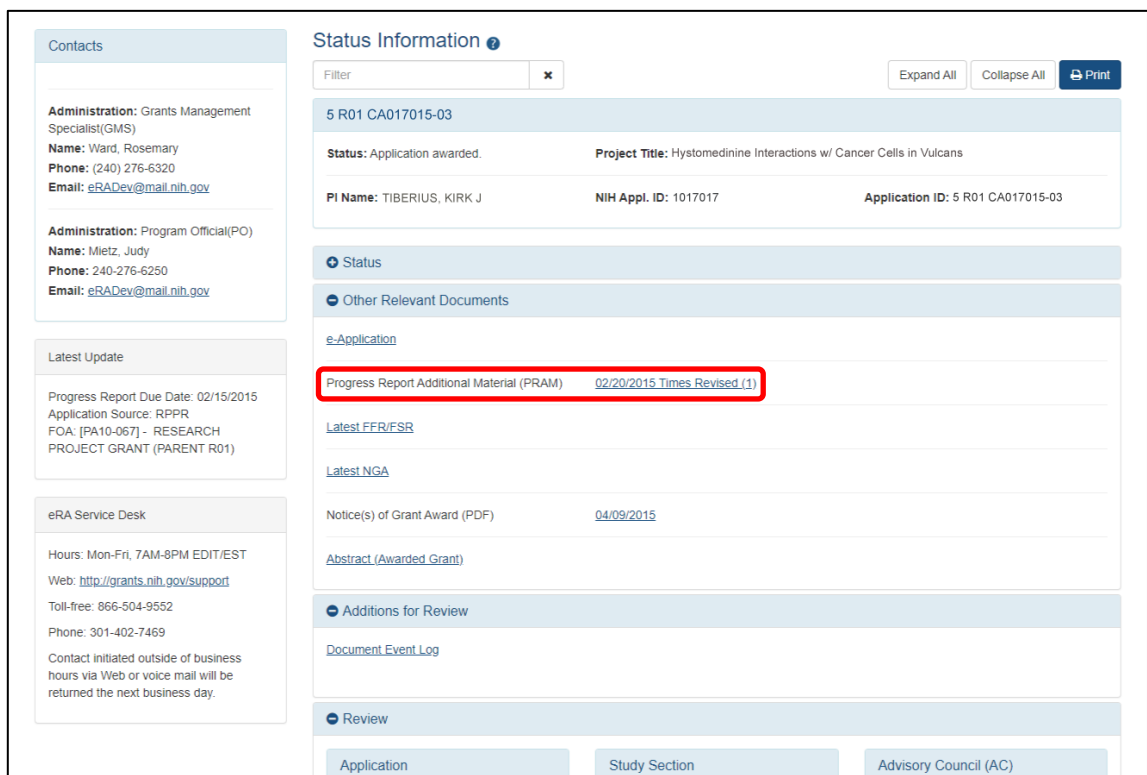


Figure 94 Status Information with PRAM Link

The Progress Report Additional Materials file opens as a PDF document. The file is formatted to provide an information header section for each PRAM submission followed by the attached documents provided during that submission. If multiple submissions of Agency Requested PRAM were completed, the additional materials are separated in the document with the most recent submission displayed first followed by earlier submissions in reverse chronological order. Information in the document can be navigated using the provided bookmarks on the left.

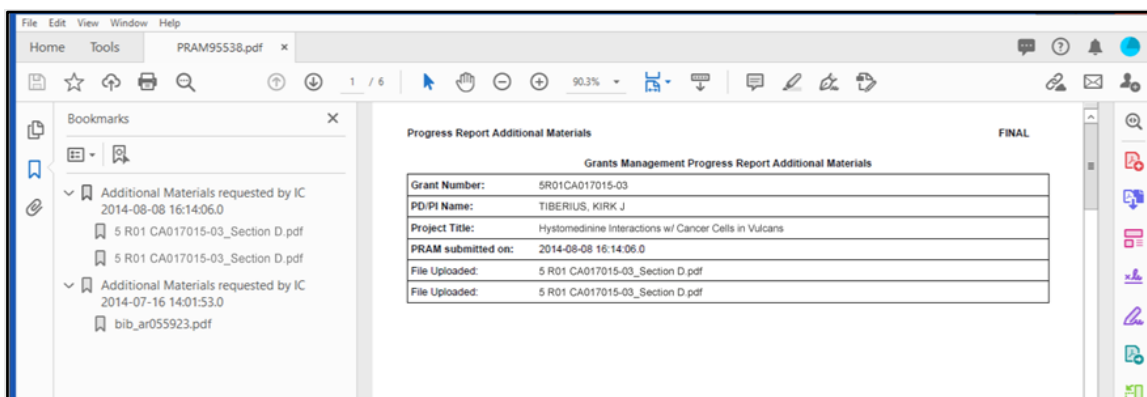


Figure 95 PDF of Multiple Submitted PRAM

6 Instructions for RPPR Sections A–I

The instructions in chapter 6 apply to the following awards: D71, DP1, DP5, G08, G11, G13, P40, R00, R01, R03, R18, R21, R33, R34, R36, R37, R56, RC1, RC2, RL1, S21, S22, SC1,

SC2, SC3, U1B, UC2, UH1, UH2, and UH3; and also to the following NIH multi-year funded awards, including: C06, DP2, DP3, DP4, R15, R55, RC3, RC4, RF1, UA5, UC4, UC6, UF1.

Note that AHRQ has not yet implemented the RPPR for any AHRQ multi-year funded awards.

Many of these instructions apply to other awards, but there may be exceptions (items that are not applicable, replace, or are in addition) for awards not listed above. Refer to the table in chapter [Supplemental Instructions for Specific Grant RPPR Types](#), and follow the appropriate instruction for the applicable activity code of other awards. Activity codes listed in Multi-Project RPPRs and Single-Project RPPRs with Complicated Structure that are issued under the Streamlined Non-competing Award Process (SNAP) will complete the RPPR as described in this section. The electronic RPPR display is dynamic and shows the appropriate questions and instructions based on the activity code and SNAP status of the award.



Agency-specific reporting requirements and instructions are denoted by the HHS logo displayed to the left of the requirement or instruction, as illustrated here.

Not Applicable next to a particular item indicates that item does not apply to the particular kind of award, and the item should be ignored.

References to *competing application instructions* means either the SF424 (R&R) Application Guides (<http://grants.nih.gov/grants/funding/424/index.htm>) or the PHS 398 Grant Application (<http://grants.nih.gov/grants/funding/phs398/phs398.html>).

The RPPR may not be used for prior approval requests, with the exception of requesting prior approval for a reduction in the level of effort of the PD/PI or other senior/key personnel named in the Notice of Award under D.2 of the RPPR. All other prior approval requests must be submitted directly to the Grants Management Officer of the awarding component in accord with the Grants Policy Statement, 8.1.2.

IMPORTANT: Do Not Include Personal Identifiable Information (PII) Or Protected Health Information (PHI) In the RPPR

Sensitive PII (e.g., Social Security Number, personal financial information, Alien Registration Number) and PHI (e.g., personal medical conditions) require strict handling due to the increased risk to an individual if the data is compromised. Documents containing sensitive PII or PHI **must not** be included in the RPPR.

NIH GRANTS ONLY: Additional information on this topic can be found in this [FAQ](#) or by contacting your [IC Privacy Coordinator](#).

6.1 Section A – Cover Page

The RPPR section A. Cover Page includes information about the award, PD/PI, organization, and project/reporting/budget periods. Much of this information is pre-populated from data in eRA systems, but certain fields are editable.

The addresses, emails and phone numbers are pre-populated from the Commons Profile. To update contact information as displayed, go to the Commons Profile and save the changes there.

To select a Signing Official and Administrative Official, choose a name from the associated drop-down box. The SO and AO may be the same individual. The SO need not be the SO that submits the RPPR.

If there is a change to the Contact PD/PI (Multiple-PD/PI awards only), select the **Yes** radio button and enter the Commons ID of the new Contact PD/PI in the associated field. The change in Contact PD/PI does not take effect until the agency accepts the report and issues a NoA. The Contact PD/PI must have a PD/PI role in the eRA Commons and must be associated with the recipient institution. The RPPR is not an appropriate vehicle for a prior approval request to change, add, or delete PD/PIs.

The Recipient ID field allows the recipient to record an internal tracking number or identifier for its own use. It is not a mandatory field and the awarding agency will disregard the information.

NOTE: As of April 4, 2022, the Unique Entity Identifier (UEI) replaced the Dun & Bradstreet (DUNS) number as the official entity identifier required for an organization/institution to apply for and receive federal funding from NIH and other federal agencies. (See NIH Guide Notice [NOT-OD-21-170](#).) The UEI, a 12-character alpha numeric identifier, is issued as part of the [System for Award Management \(SAM\)](#) registration process. As of the June 23, 2022 release of the RPPR module, the DUNS remains on only a few screens for historic and data retention reasons.

RPPR | Grant List | Rppr Menu | **A Cover Page** | B Accomplishments | C Products | D Participants | E Impact | F Changes | G Special Reporting Req | H Budget

A. Cover Page ?

Expand/Collapse All

▼ Award Information

Award Number
5R01AR100000-07

Project Title
Rheumatoid Arthritis

▼ A.1 Program Director/Principal Investigator (PD/PI) Information

Name
BOTT, NUZI

E-mail
eRATest@mail.nih.gov

Phone:
855-555-5555

A.1.a

Is there a change of contact PD/PI on a multiple-PI award?
 N/A Yes No

A.1.b Not Applicable

▼ A.2 Signing Official Information

Name

E-mail

Phone

▼ A.3 Administrative Official Information

Name

E-mail

Phone

▼ A.4 Recipient Organization Information

Organization Name
UNIVERSITY OF CALIFORNIA

Address
UNIVERSITY OF CALIFORNIA SAN DIEGO
OFFICE OF CONTRACT
LA JOLLA CA

DUNS
800000000

UEI
ZZZZZZ0Z 0Z0Z

EIN
1000000000A0

Recipient ID

▼ Project/Grant Period

Start Date	End Date
09/01/2014	03/31/2026

▼ Reporting Period

Start Date	End Date
04/01/2022	03/31/2023

▼ Requested Budget Period

Start Date	End Date	Report Frequency	Other Frequency
04/01/2022	03/31/2023	Annual	

Cancel Save

A Cover Page | B Accomplishments | C Products | D Participants | E Impact | F Changes | G Special Reporting Req | H Budget

Figure 96 Section A, cover page

6.2 Section B – Accomplishments

The RPPR section B. Accomplishments allows the agency to assess whether satisfactory progress has been made during the reporting period.

PD/PIs are reminded that the recipient is required to obtain prior written approval from the awarding agency grants official whenever there are significant changes in the project or its direction. See agency-specific instructions for submission of these requests.

B.1 What are the major goals of the project?

List the major goals of the project as stated in the approved application or as approved by the agency. If the application lists milestones/target dates for important activities or phases of the project, identify these dates and show actual completion dates or the percentage of completion.

Generally, the goals will not change from one reporting period to the next. However, if the awarding agency approved changes to the goals during the reporting period, list the revised goals and objectives. Also explain any significant changes in approach or methods from the agency approved application or plan.



Goals are equivalent to *specific aims*. Significant changes in objectives and scope require prior approval of the agency (e.g., NIH Grants Policy Statement, 8.1.2).

NOTE: The specific aims must be provided in the initial RPPR (i.e., first non-competing type 5 submission). In subsequent RPPRs this section will pre-populate with the aims/goals previously entered, and may be amended by answering **Yes** to question B.1.a.



B.1.a Have the major goals changed since the initial competing award or previous report?

Select **Yes** if the major goals/specific aims have changed since the initial competing award or previous report, and provide a revised description of major goals/specific aims. Remember that written prior approval from the awarding agency grants official is required for significant changes in the project or its direction. The RPPR is not an appropriate vehicle to request such a change.

The first year that an RPPR is submitted any revised goals should be entered into the text box for B.1. In subsequent years, if the user selects **Yes** the text box under B.1.a for entering revised major goals will be provided.

Figure 97 RPPR Section B. Accomplishments – Question B1

B.2 What was accomplished under these goals?

NIH RPPR Instruction Guide

For this reporting period describe: 1) major activities; 2) specific objectives; 3) significant results, including major findings, developments, or conclusions (both positive and negative); and 4) key outcomes or other achievements. Include a discussion of stated goals not met. As the project progresses, the emphasis in reporting in this section should shift from reporting activities to reporting accomplishments. (Note: If citing references in this section, please provide a full citation. List all products from this reporting period in section C.)



Goals are equivalent to *specific aims*. In the response, emphasize the significance of the findings to the scientific field. Include the approaches taken to ensure robust and unbiased results. For most NIH awards, the response should not exceed 2 pages.

B.3 For this reporting period, is there one or more Revision/Supplement associated with this award for which reporting is required?

If yes, identify the Revision(s)/Supplements(s) by grant number (e.g., 3R01CA098765-01S1) or title and describe the specific aims and accomplishments for each Revision/Supplement funded during this reporting period. Include any supplements to promote diversity or re-entry, or other similar supplements to support addition of an individual or a discrete project.

The NoA will indicate any reporting requirements. Be advised that the NoA incorporates requirements of the FOA that may also include reporting requirements.

Select the **Add/New** button to add the data to the table.

The screenshot shows a web form with two sections. The first section, titled 'B.2 What was accomplished under these goals?', contains instructions for reporting: 'For this reporting period describe: 1. major activities, 2. specific objectives, 3. significant results (including) major findings, developments, or conclusions (both positive and negative), 4. key outcomes or other achievements.' It also includes a note: 'Include a discussion of stated goals not met. As the project progresses, the emphasis in reporting in this section should shift from reporting activities to reporting accomplishments.' Below this is an 'Upload accomplishments' section with a file upload area that says '(Maximum 1 file. Must be .pdf file. Maximum file size: 6 MB)' and a button that says 'Drop files to attach, or browse.' The second section, titled 'B.3 Competitive Revisions/Administrative Supplements', contains the question: 'For this reporting period, is there one or more Revision/Supplement associated with this award for which reporting is required?' with radio buttons for 'Yes' (selected) and 'No'. Below the question is the instruction: 'If yes, identify the Revision(s)/Supplement(s) by grant number (e.g., 3R01CA098765-01S1) or title and describe the specific aims and accomplishments for each Revision/Supplement funded during this reporting period. Include any supplements to promote diversity or re-entry, or other similar supplements to support addition of an individual or a discrete project.' A blue '+ Add/New' button is located at the bottom right of this section.

Figure 98 RPPR Section B. Accomplishments – Questions B2 & B3



For SBIR/STTR Awards specific aims and accomplishments are equivalent to specific aims and/or milestones.

B.4 What opportunities for training and professional development has the project provided?

If the research is not intended to provide training and professional development opportunities or there is nothing significant to report during the reporting period, select **Nothing to Report**.

Describe opportunities for training and professional development provided to anyone who worked on the

project or anyone who was involved in the activities supported by the project. *Training* activities are those in which individuals with advanced professional skills and experience assist others in attaining greater proficiency. Training activities may include, for example, courses or one-on-one work with a mentor. *Professional development* activities result in increased knowledge or skill in one’s area of expertise and may include workshops, conferences, seminars, study groups, and individual study. Include participation in conferences, workshops, and seminars not listed under major activities.



For all projects reporting graduate students and/or postdoctoral participants in Section D., describe whether your institution has established Individual Development Plans (IDPs) for those participants. Do not include the actual IDP, instead include information to describe how IDPs are used, if they are used, to help manage the training for those individuals. **This information is not required for AHRQ recipients.**



For T, F, K, R25, R13, D43 and other awards or award components designed to provide training and professional development opportunities, a response is required. Follow the instructions found in the Supplemental Instructions for Training, Education, and Career RPPRs. Do not reiterate what is reported under Accomplishments. Limit the response to this reporting period.

▼ B.4 What opportunities for training and professional development has the project provided?

If the research is not intended to provide training and professional development opportunities or there is nothing significant to report during this reporting period, select "Nothing to Report."

Describe opportunities for training and professional development provided to anyone who worked on the project or anyone who was involved in the activities supported by the project. "Training" activities are those in which individuals with advanced professional skills and experience assist others in attaining greater proficiency. Training activities may include, for example, courses or one-on-one work with a mentor. "Professional development" activities result in increased knowledge or skill in one's area of expertise and may include workshops, conferences, seminars, study groups, and individual study. Include participation in conferences, workshops, and seminars not listed under major activities.

For all projects reporting graduate student and/or postdoctoral participants in Section D. Participant, grantees are encouraged to describe the use of Individual Development Plans (IDPs) for those participants. Do not include the actual IDP; instead include information to document that IDPs are used to help manage the training for those individuals.

For T, F, K, R25, R13, D43 and other awards or award components designed to provide training and professional development opportunities, a response is required. Do not reiterate what is reported under Accomplishments. Limit the response to this reporting period.

Nothing to Report

Upload Description and Diversity Report, as applicable
 (Maximum 1 file. Must be .pdf file. Maximum file size: 6 MB)

📎 Drop files to attach, or browse.

Figure 99 RPPR Section B. Accomplishments – Question B4

B.5 How have results been disseminated to communities of interest?

Describe how the results have been disseminated to communities of interest. Include any outreach activities that have been undertaken to reach members of communities who are not usually aware of these research activities, for the purpose of enhancing public understanding and increasing interest in learning and careers in science, technology, and the humanities.



Reporting the routine dissemination of information (e.g., websites, press releases) is not required. For awards not designed to disseminate information to the public or conduct similar outreach activities, a response is not required and the recipient should select **Nothing to Report**. A detailed response is only required for awards or award components that are designed to disseminate information to the public or conduct similar outreach activities. Note that scientific publications and the sharing of research resources will be reported under

Products.

▼ B.5 How have the results been disseminated to communities of interest?

Describe how the results have been disseminated to communities of interest. Include any outreach activities that have been undertaken to reach members of communities who are not usually aware of these research activities, for the purpose of enhancing public understanding and increasing interest in learning and careers in science, technology, and the humanities.

Reporting the routine dissemination of information (e.g., websites, press releases) is not required. For awards not designed to disseminate information to the public or conduct similar outreach activities, a response is not required and the grantee should select "Nothing to Report". A detailed response is only required for awards or award components that are designed to disseminate information to the public or conduct similar outreach activities. Note that scientific publications and the sharing of research sources will be reported under Products.

Nothing to Report
or enter response below

8000 characters remaining.

Figure 100 RPPR Section B. Accomplishments – Question B5

B.6 What do you plan to do for the next reporting period to accomplish the goals?

Describe briefly what you plan to do during the next reporting period to accomplish the goals and objectives.



Discuss efforts to ensure that the approach is scientifically rigorous and results are robust and unbiased.



Remember that significant changes in objectives and scope require prior approval of the agency (e.g., NIH Grants Policy Statement, 8.1.2.).

Include any important modifications to the original plans. Provide a scientific justification for any changes involving research with human subjects or vertebrate animals. A detailed description of such changes must be provided under Section F. Changes.

Not applicable for Interim and Final RPPRs.

▼ B.6 What do you plan to do during the next reporting period to accomplish the goals?

Describe briefly what you plan to do during the next reporting period to accomplish the goals and objectives.

Discuss efforts to ensure that the approach is scientifically rigorous and results are robust and unbiased. Remember that significant changes in objectives and scope require prior approval of the agency (e.g., NIH Grants Policy Statement, 8.1.2.).

Include any important modifications to the original plans. Provide a scientific justification for any changes involving research with human subjects or vertebrate animals. A detailed description of such changes must be provided under Changes.

Enter response below

8000 characters remaining.

Cancel Save

A Cover Page | B Accomplishments | C Products | D Participants | E Impact | F Changes | G Special Reporting Req | H Budget

Figure 101 RPPR Section B. Accomplishments – Question B6



For SBIR/STTR Awards progress reports should include a one-page abstract describing the research plan. For Fast-Track and Phase II, as necessary, an updated commercialization plan should also be included.

6.3 Section C – Products

The RPPR section C. Products allows agencies to assess and report both publications and other products

to Congress, communities of interest, and the public.



The product types listed in Sections C.1 – C. 5 below are not mutually exclusive. Please select one primary product type under which to provide a description for the product, and assign additional product types, if applicable. Limit the response to this reporting period.



C.1 Publications.

Are there publications or manuscripts accepted for publication in a journal or other publication (e.g., book, one-time publication, monograph, preprint) during the reporting period resulting directly from the award?

What to Report

Recipients must report publications in section C.1 if: (1) the publication was accepted for publication or made public during the initial reporting period and the period since the last progress report was submitted and (2) the publication directly arises from the award (e.g., the award supported trainees or personnel activity that contributed to the publication, such as authorship, consulting with authors, preparing manuscripts, running analyses reported in the publication). Publications listed in other parts of the RPPR will not be tracked as award products.

Publications can include preprints, which are complete and public draft of a scientific document. Preprints are typically un-reviewed versions of peer-reviewed journal articles. Publications that are not peer-reviewed are not covered by the NIH Public Access Policy. See [FAQs](#) for more information.

To claim an interim research product as a product of an NIH award, the NIH expects that the awardee has:

- Made the product publicly available. To maximize the impact of an interim research product, the NIH strongly encourages awardees to select a Creative Commons Attribution ([CC-BY](#)) license or dedicate their work to the [public domain](#).
- In the text of the document:
 - Acknowledged NIH funding in accordance with [NIH Grants Policy Statement Chapter 8.2.1](#)
 - Clearly stated that the work is not peer-reviewed
 - Declared any competing interests, as an author would do for any journal article

Publications that [fall under the NIH Public Access Policy](#) and are non-compliant must be reported. NIH awardees are responsible for public access compliance of all the publications listed in section C1. Generally, it takes weeks to bring non-compliant publications into compliance; PD/PIs are advised to do so as soon as possible to ensure their award is renewed in a timely manner. For more information, see [Manage Compliance with the NIH Public Access Policy in My NCBI](#) and the NIH Public Access [website](#).

When an award's only contribution to a publication is non-personnel resources (e.g., materials, equipment, data), applicants should not list the paper in section C. The awardee is neither responsible for providing a full listing of these publications, nor for ensuring compliance of these publications with the public access policy. Awardees submitting an RPPR may list these papers in Section B.2 which requests a description of accomplishments, including other achievements. These publications will not count against the section B.2's two-page limit and will not be tracked as a product of this award.

How to Report

If there are publications to report select **Yes** and ensure that the **Associate with this RPPR** box is checked as appropriate. If there are no publications to report select **No**. The tables draw information

from the PD/PI's My NCBI account.

Note that the publication data in these tables is dynamic until the progress report is submitted to the agency. Any change to the data occurring in PubMed, PubMed Central, the PD/PI's My Bibliography account, or in the compliance status of a publication, will refresh upon saving the C.1 Products section, or opening the RPPR in another session. When the progress report is submitted to the agency, the publication data is frozen in the progress report.

Table 1: All Publications Associated with this Project in My NCBI

The first table, **All Publications Associated with this Project in My NCBI**, lists all publications that are in the PD/PI's My Bibliography collection, are associated with this award, and have not been reported in previous electronic progress reports for this award.

The first column **Associate with this RPPR** is automatically checked. Leaving the box checked upon submission does the following: (1) associates the publication with this progress report; (2) results in the publication being displayed in RePORT; and (3) makes the award-publication association in My NCBI permanent and the association will be reported in PubMed. Unchecking the box does the following: (1) disassociates the publication with this progress report, and (2) upon submission of the RPPR to NIH, removes the award-publication association in My NCBI.

The second column, **NIH Public Access Compliance**, indicates the current compliance status with the NIH Public Access Policy. This information is from My NCBI.

AHRQ recipients should refer to NOT-HS-16-008 (<https://grants.nih.gov/grants/guide/notice-files/not-hs-16-008.html>) for AHRQ's Policy for Public Access to AHRQ-Funded Scientific Publications.

Table 2: Publications Not Associated with this Project in My NCBI

The second table, **Publications not associated with this project in My NCBI**, lists all other publications that are listed in the PD/PI's My Bibliography collection with no association to this award. Checking **Associate with this RPPR** box will associate a publication with the award both in the progress report and in My NCBI.

Refreshing this screen (i.e., clicking the **Save** button) will also move the newly associated publications from this table to the first table. Similarly, publications disassociated in the first table will appear in this table when the screen is refreshed.

Table 3: Publications Previously Reported for this Project

The final table, **Publications previously reported for this project**, only lists publications reported in a previous electronic progress report for this award. Recipients are responsible for ensuring that these publications comply with the Public Access policy even if they were provisionally compliant (listed as *in Process*) when previously reported.

Submitting an RPPR with Noncompliant Publications

NIH RPPR Instruction Guide

C.1 Publications

NIH Manuscript Submission System Status: Available

Note: Citations marked with a gold lock icon are associated with funding via NIHMS and cannot be removed from this RPPR. If your award did not support this paper, contact the [NIHMS help desk](#). Additional information and instructions are also available at the FAQ found here: ["This award did not support this research."](#)

Are there publications or manuscripts accepted for publication in a journal or other publication (e.g., book, one-time publication, monograph, or preprint) during the reporting period resulting directly from this award? Yes No

Publications previously reported for this project

Filter Table 3 Results < 1 of 1 >

Public Access Compliance [▲]	Citation
Complete	Lorem ipsum dolor sit amet, consectetur adipiscing elit, sed do eiusmod tempor incididunt ut labore et dolore magna aliqua. Ut enim ad minim veniam, quis nostrud exercitation ullamco laboris nisi ut aliquip ex ea commodo consequat. Lorem ipsum dolor sit amet, consectetur adipiscing elit, sed do eiusmod tempor incididunt ut labore et
Complete	Lorem ipsum dolor sit amet, consectetur adipiscing elit, sed do eiusmod tempor incididunt ut labore et dolore magna aliqua. Ut enim ad minim veniam, quis nostrud exercitation ullamco laboris nisi ut aliquip ex ea commodo consequat. Lorem ipsum dolor sit amet, consectetur adipiscing elit, sed do eiusmod tempor incididunt ut labore et dolore magna aliqua. Ut enim ad minim veniam, quis nostrud exercitation ullamco laboris nisi ut aliquip ex ea commodo consequat.
Complete	Lorem ipsum dolor sit amet, consectetur adipiscing elit, sed do eiusmod tempor incididunt ut labore et dolore magna aliqua. Ut enim ad minim veniam, quis nostrud exercitation ullamco laboris nisi ut aliquip ex ea commodo consequat. Lorem ipsum dolor sit amet, consectetur adipiscing elit, sed do eiusmod tempor incididunt ut labore et

Figure 102 RPPR Section C. Products – Question C1

Publications that [fall under the NIH Public Access Policy](#) and are non-compliant still must be reported. When non-compliant papers are reported, the system will generate an automated email to the PD/PI (with cc to the AO and SO) requesting that the recipient provide evidence of compliance or an explanation by a specified due date two weeks prior to the next budget start date.

Responding to Non-compliance Notifications

To bring a publication into compliance, please follow the submission instruction wizard at <http://publicaccess.nih.gov/determine-applicability.htm>. NIH cannot accept anything other than compliance with the policy except in the rarest of circumstances, such as a death of the sole author.

The recipient must respond to this non-compliance notification either via an email to the GMS and PO, or may respond via the Progress Report Additional Materials (**PRAM**) link found on the eRA Commons Status page. The simplest way to provide evidence of compliance is to generate a My NCBI PDF report (https://www.ncbi.nlm.nih.gov/books/NBK53595/#mybibliography.Creating_an_Award_Complia) of the formerly non-compliant publications. The **PRAM** link provides a text box in which the recipient may respond through the eRA Commons and link to attach the My NCBI PDF report. The recipient will be able to view the PRAM in the grant folder. See the topic in this document titled [Public Access Progress Report Additional Materials \(PRAM\)](#) for more information.

My NCBI Management

PD/Pis can log in to their [My NCBI account](#). PD/Pis that do not have a My NCBI account can create one by simply logging in to My NCBI with their eRA Commons credentials, which will automatically create a My NCBI account. Any changes made to their My Bibliography collection will be reflected in the RPPR once the screen is refreshed (i.e., by clicking the **Save** button). For more information on My NCBI, see <http://publicaccess.nih.gov/communications.htm>, and [My NCBI Help](#).

C.2 Website(s) or other internet site(s).

List the URL for any Internet site(s) that disseminates the results of the research activities. A short description of each site should be provided. It is not necessary to include the publications already specified above.



A description is only required for awards designed to create or maintain one or more websites. Limit the response to this reporting period. If the website disseminates a product that falls into one or more of the other product categories, please click the **Add Web/Internet Site** button and select the appropriate category(ies) in the popup that appears (select multiple categories, if appropriate, by holding down the *Ctrl* button while selecting the categories). For awards not designed to create or maintain one or more websites, select **Nothing to Report**.

A description is only required for awards designed to create or maintain one or more websites. Limit the response to this reporting period. If the website disseminates a product that falls into one or more of the other product categories, please click the **Add Web/Internet Site** button and select the appropriate category(ies) in the popup that appears (select multiple categories, if appropriate, by holding down the *Ctrl* button while selecting the categories). For awards not designed to create or maintain one or more websites, select **Nothing to Report**.

C.3 Technologies or techniques.

Identify technologies or techniques that have resulted from the research activities. Describe the technologies or techniques and how they are being shared.



PD/PIs are required to report all technologies or techniques that arise from their NIH award in this section. If there are technologies or techniques to report, select **Yes** and enter a short description. If the technology or technique falls into one or more of the product categories, please click the **New Technology/Technique** button and select the appropriate category(ies) in the popup that appears (select multiple categories, if appropriate, by holding down the **Ctrl** button while selecting the categories). If there are no technologies or techniques to report select **Nothing to Report**. Limit the response to this reporting period.

NIH RPPR Instruction Guide



▼ C.2 Website(s) or other Internet site(s)


List the URL for any Internet site(s) that disseminates the results of the research activities. A short description of each site should be provided. It is not necessary to include the publications already specified above.

A description is only required for awards designed to create or maintain one or more websites. If the website disseminates a product that falls into other product categories, please select the appropriate category(ies) from the pull-down menu (select multiple categories by holding down the Ctrl button while selecting the categories). Limit the response to this reporting period. For awards not designed to create or maintain one or more websites, select "Nothing to Report".

Nothing to Report
or list URL(s) for Internet site(s) and provide description(s) below

[+ New Web/Internet Site](#)

Filter Table 1 Results   < 1 of 1 >

Category ^	Website(s) or other Internet site(s) ⇅
Data or Databases 	www.antibodydbNIH.com



▼ C.3 Technologies or techniques

Identify technologies or techniques that have resulted from the research activities. Describe the technologies or techniques and how they are being shared.

If the technology or technique falls into other product categories, please select the appropriate category(ies) from the pull-down menu (select multiple categories by holding down the Ctrl button while selecting the categories). If the product(s) has been reported or shared through a publication, please include the full reference and/or PubMed ID in the product description. Limit the response to this reporting period. If there are no technologies or techniques to report select "Nothing to Report"

Nothing to Report
or list URL(s) for Internet site(s) and provide description(s) below

[+ New Technology/Technique](#)

Filter Table 1 Results   < 1 of 1 >


Category ^	Technologies or techniques ⇅
Data or Databases 	Database with Antibody levels of 100,000 vaccinated, non-vaccinated, and vaccinated/infected persons.

Figure 103 RPPR Section C. Products – Questions C2 & C3



C.4 Inventions, patent applications and/or licenses.

Have inventions, patent applications and/or licenses resulted from the award during this reporting period?

If yes, has this information been previously provided to the PHS or to the official responsible for patent matters at the grantee organization?

Reporting of inventions through iEdison is mandatory.

C.5 Other products and resources.

C.5.a Other products

Identify any other significant products that were developed under this project.



For SBIR/STTR Awards commercial technologies will be addressed under Impact.



PD/PIs are required to report all products that arise from their NIH award in section C. If there are other products to report not covered in Sections C1 – C4, select Yes and click the **New Product/Resource** button, then choose the appropriate product category(ies) in the popup that appears (select multiple categories, if appropriate, by holding down the Ctrl button while selecting the categories). If there is more than one product to report, click the **New Product/Resource** button again to add an additional product. Limit the response to this

reporting period.

Please assign products reported in Sections C.3 Technologies and Techniques and C.5a Other Products to the following categories. Please choose as many categories as applicable for each of the product(s) reported. If the product(s) has been reported or shared through a publication, please include the full reference and/or PubMed ID in the product description.

Product Categories (click on hyperlinks to review additional guidance for each category):

- 1) Audio or video
- 2) Data or Databases
- 3) Research Material
- 4) Educational aids or curricula
- 5) Evaluation Instruments
- 6) Instruments or equipment
- 7) Models
- 8) Physical collections
- 9) Protocols
- 10) Software
- 11) Survey Instruments
- 12) Interventions (e.g., clinical or educational)
- 13) New Business Creation
- 14) Other

The Other category can include interim research products, which are complete, public research products that are not final. Do not report interim versions of these products unless they are complete drafts and public.

For example, if an awardee made a draft of their survey public, it would be an interim research product/ listed under product category #. If the draft was not public, or was missing key questions, do not report it.

Citations for interim products must include the Digital Object Identifier and the Object type (e.g. preprint, protocol) in the citation. Also list any information about the document version (e.g. most recent date modified), and if relevant, the date the product was cited. For more information, see the [FAQs](#).

Example: Bar DZ, Atkatsk K, Tavarez U, Erdos MR, Gruenbaum Y, Collins FS. Biotinylation by antibody recognition- A novel method for proximity labeling. BioRxiv 069187 [**Preprint**]. August 11, 2016 [cited 2017 Jan 12]. Available from: <https://doi.org/10.1101/069187>.

Specifically, to claim an interim research product as a product of an NIH award, the NIH expects that the awardee will:

- Make the product publicly available. To maximize the impact of an interim research product, the NIH strongly encourages awardees to select a Creative Commons Attribution ([CC-BY](#)) license or dedicate their work to the [public domain](#).
- In the text of the document:
 - Acknowledge NIH funding in accordance with [NIH Grants Policy Statement Chapter 8.2.1](#)

- Clearly state that the work is not peer-reviewed
- Declare any competing interests, as an author would do for any journal article

C.5.b Resource Sharing



PD/PIs and recipient organizations are expected to make the results and accomplishments of their activities available to the research community and to the public at large. For additional information on NIH Sharing Policies and Related Guidance on NIH-Funded Research Resources see <http://grants.nih.gov/grants/sharing.htm>.

If the initial research plan addressed, or the terms of award require, a formal plan for sharing final research data, model organisms, Genome Wide Association Studies data, or other such project-specific data, describe the progress in implementing that plan. For sharing model organisms, include information on the number of requests received and number of requests fulfilled during this reporting period. If the sharing plan is fully implemented, provide a final statement on data sharing.

▼ C.4 Inventions, patent applications, and/or licenses

Have inventions, patent applications and/or licenses resulted from the award during this reporting period? Yes No

If yes, has this information been previously provided to the PHS or to the official responsible for patent matters at the grantee organization? Yes No

Reporting of inventions through [iEdison](#) is strongly encouraged.

▼ C.5 Other products and resource sharing

Identify any other significant products that were developed under this project.

PD/PIs are required to report all products that arise from their NIH award in section C. If there are other products to report not covered in Sections C1 - C4, enter a description for the product and choose the appropriate product category(ies) from the pull down menu (select multiple categories by holding down the Ctrl button while selecting the categories). If there is more than one product to report, select "add product" to create a workspace to report an additional product. Limit the response to this reporting period.

Nothing to Report

or list URL(s) for Internet site(s) and provide description(s) below

+ New Product/Resource

Cancel Save

A Cover Page | B Accomplishments | C Products | D Participants | E Impact | F Changes | G Special Reporting Req | H Budget

Figure 104 RPPR Section C. Products – Questions C4 & C5

6.4 Section D – Participants

The RPPR Section D. allows the agency to know who has worked on the project to gauge and report performance in promoting partnerships and collaborations.

D.1 What individuals have worked on the project?

Provide or update the information for: (1) program director(s)/principal investigator(s) (PDs/PIs); and (2) each person who has worked at least one person month per year on the project during the reporting period, regardless of the source of compensation (a person month equals approximately 160 hours or 8.3% of annualized effort).

Provide the name and identify the role the person played in the project. Indicate the person months, rounded to the nearest one-tenth (Calendar, Academic, Summer) that the individual worked on the project.

Show the most senior role in which the person has worked on the project for any significant length of time. For example, if an undergraduate student graduates, enters graduate school, and continues to work on the project, show that person as a graduate student.



NIH Instructions:

- An individual's Commons user ID may be used to partially populate information
- A Commons ID is required for all individuals with a postdoctoral, graduate or undergraduate role ([NOT-OD-13-097](#)). The Commons ID is also required for individuals supported by a Reentry or Diversity Supplement. For all other project personnel with an established Commons ID, it should be provided; the Commons ID is strongly encouraged but currently optional. **AHRQ** recipients should refer to NOT-OD-21-109 (<https://grants.nih.gov/grants/guide/notice-files/NOT-OD-21-109.html>) for information regarding what Personnel are required to have a Commons ID.
- Individuals with a postdoctoral-like role should be identified as *Postdoctoral (scholar, fellow, or other postdoctoral position)*
- Do not include Other Significant Contributors who are not committing any specified measurable effort to this project
- Do not report personnel for whom a PHS 2271 Appointment form has been submitted through xTrain
- Required fields are marked with an *
- **eRA Commons User ID:** Entering the User ID allows selection of “Populate from Profile” which will partially populate the individual’s information. Those with an Administrator role in the eRA Commons may search for user IDs by following the instructions at: [Search for Commons User Accounts](#)

Senior/key personnel are defined as the PD/PI and other individuals who contribute to the scientific development or execution of a project in a substantive, measurable way, whether or not they receive salaries or compensation under the grant. Typically these individuals have doctoral or other professional degrees, although individuals at the masters or baccalaureate level may be considered senior/key personnel if their involvement meets this definition. Consultants and those with a postdoctoral role also may be considered senior/key personnel if they meet this definition.

Project Role: PD/PI names and information from their Commons Profile(s) will be prepopulated. To update the PD/PI information as displayed, go to the Commons Profile and save the changes there. For all other personnel, select from a dropdown menu of the following options:

- Co-Investigator
- Faculty
- Postdoctoral (scholar, fellow or other postdoctoral position)
- Technician
- Staff Scientist (doctoral level)
- Statistician
- Graduate Student (research assistant)
- Non-Student Research Assistant
- Undergraduate Student
- High School Student

NIH RPPR Instruction Guide

- Consultant
- Other (specify)

Supplement Support: If personnel are supported by a Reentry or Diversity Supplement indicate type of supplement in this field.

Person Months: The metric for expressing the effort (amount of time) devoted to a specific project. The effort is based on the type of appointment of the individual with the organization; e.g., calendar year, academic year, and/or summer term; and the organization's definition of such. For instance, some institutions define the academic year as a 9-month appointment while others define it as a 10-month appointment.

Include (1) the PD/PI regardless of effort devoted to the project and (2) each person who has worked at least one person month per year on the project during the reporting period, regardless of the source of compensation.

Round to the nearest one-tenth (i.e., one decimal place) of a person month that the individual worked on the project. For example, if the individual worked 2.25 person months, indicate 2.3 person months. If the individual worked 2.24 person months, indicate 2.2 person months. If the PD/PI worked 0.74 person months, round down to 0.7 person months. If the PD/PI worked 0.76 person months, round up to 0.8 person months. For any amount less than 0.05 for a PD/PI (who by definition must contribute measurable effort), enter 0.1 person months. For all others, round down to zero (0.0) when the amount is less than 0.05 person months.

To calculate person months, multiply the percentage of effort associated with the project by the number of months of the appointment. For example:

- 25% of a 9 month academic year appointment equals 2.25 (academic year) person months ($.25 \times 9 = 2.25$). Round up to 2.3
- 90% of a 12 month calendar appointment equals 10.8 (calendar year) person months ($0.90 \times 12 = 10.8$).
- 35% of a 3 month summer term appointment equals 1.05 (summer) person months ($0.35 \times 3 = 1.05$). Round up to 1.1
- If the regular pay schedule of an institution is a 9 month academic year and the PD/PI will devote 9 academic months at 30% time/effort and 3 months summer term at 30% time/effort, then 3 academic months ($0.30 \times 9 = 2.7$), and 1 summer month ($0.30 \times 3 = 0.9$) should be reported

Note that a PD/PI must have measurable effort. Change in Level of Effort for the PD/PI(s) and other senior key/personnel designated in the NoA is reported under D.2.a below.



For Final and Interim RPPR under D.1 recipients should only report on the individuals/staff that worked on the project during the last budget period minus any approved no-cost extensions.



Is the individual's primary affiliation with a foreign organization?

Check **No** if the individual's primary affiliation is with a foreign organization but the individual is working on this award solely while in the U.S.

If **Yes**, provide the name of the organization and country. Select the **Add Participant** button to add the data to the table.

D. Participants ?

Tips & Notes:

- Alert:** Please save all changes before leaving the page.
- Reminder:** All PDF files should be flattened before uploading to ensure successful submission. See instructions on how to flatten PDF [here](#).

THE FOLLOWING DOES NOT APPLY TO FELLOWSHIPS:

- For NIH awards, Commons IDs are now required for individuals with the Undergraduate, Graduate Student, and Postdoctoral roles
- Additionally, individuals with these roles on a project are required to complete the following fields in the Commons Personal Profile: Date of Birth, Gender, Ethnicity and Race, Disability, and Citizenship Status. For the Gender, Race and Ethnicity, and Disability fields, one of the acceptable responses is 'Do not wish to provide'. Individuals with a Graduate Student role must enter at least one degree, and those with a Postdoctoral role must enter a doctoral degree. The profile must also include the name of institution issuing the degree.

[Expand/Collapse All](#)

▼ D.1 What individuals have worked on the project?

Provide or update the following information for:

1. program director(s)/principal investigator(s) (PDs/Pis); and
2. each person who has worked at least one person month per year on the project during the reporting period, regardless of the source of compensation (a person month equals approximately 160 hours or 8.3% of annualized effort).

Provide the name and identify the role the person played in the project. Indicate the nearest whole person month (Calendar, Academic, Summer) that the individual worked on the project. Show the most senior role in which the person has worked on the project for any significant length of time. For example, If an undergraduate student graduates, enters graduate school, and continues to work on the project, show that person as a graduate student.

Instructions

- An individual's Commons user ID may be used to partially populate his or her information.
- A Commons ID is required for all individuals with a postdoctoral role and/or supported by a Reentry or Diversity Supplement
- Individuals with a postdoctoral-like role should be identified as "Postdoctoral (scholar, fellow, or other postdoctoral position)."
- Do not include Other Significant Contributors who are not committing any specified measurable effort to this project.
- Do not report personnel for whom a PHS 2271 Appointment form has been submitted through xTRAIN.
- Required fields are marked with an *.

+ Add Participant

Filter Table 5 Results

1 of 1

Name ^	Commons ID ^	S/K ^	Degree(s) ^	Role ^	Person Months			Foreign Affiliation		SS ^
					Calendar ^	Academic ^	Summer ^	Org ^	Foreign Country ^	
BROWN, JAN	BROWN	Y	PHD	PD/PI	0	0	0			Not Applicable
Shel, Miya	Edit Delete	Y	DVM, PHMD	PD/PI	0	0	0			Not Applicable
Smith, Jeffrey		N		Lab Assistant	0	0	0			Not Applicable

Figure 105 RPPR Section D. Participants – Question D1



D.2 Personnel Updates

D.2.a Level of effort.

Will there be, in the next budget period, either (1) a reduction of 25% or more in the level of effort from what was approved by the agency for the PD/PI(s) or other senior/key personnel designated in the Notice of Award, or (2) a reduction in level of effort below the minimum amount of effort required by the Notice of Award?

Reductions are cumulative, i.e., the 25% threshold may be reached by two or more successive reductions that total 25% or more. Once agency approval has been given for a significant change in the level of effort, then all subsequent reductions are measured against the approved adjusted level. Selecting **Yes** constitutes a prior approval request to the agency and the issuance of a subsequent year of funding constitutes agency approval of the request.

D.2.b New senior/key personnel.

Are there, or will there be, new senior/key personnel?

Senior/key personnel are those identified by the recipient institution as individuals who contribute in a substantive measurable way to the scientific development or execution of the project, whether or not salaries are requested. Typically these individuals have doctoral or other professional degrees, although individuals at the masters or baccalaureate level may be considered senior/key personnel if the

involvement meets this definition. Consultants may be considered senior/key personnel if they meet this definition.

If yes, upload biosketches and other support for all new senior/key personnel.

Follow the biosketch instructions in the competing application guide and provide active and pending other support for all new senior/key personnel. Combine all biosketches and other support into a single PDF.

The screenshot shows two sections of a form. The first section, 'D.2.a Level of Effort', asks if there will be a reduction in effort in the next budget period. It lists two criteria: a 25% or more reduction from the approved level, or a reduction below the minimum required. Radio buttons for 'Yes' and 'No' are present. Below the question is a text box for an explanation, with a character count of 700 remaining. The second section, 'D.2.b New Senior/Key Personnel', asks if there are or will be new senior/key personnel. The 'Yes' radio button is selected. It includes a definition of senior/key personnel and a prompt to upload supporting documents (biosketches and other support) as a PDF file, with a maximum size of 6 MB. A file upload area with a 'Drop files to attach, or browse.' button is shown.

Figure 106 RPPR Section D. Participants – Questions D2a & D2b

D.2.c Changes in other support.

Has there been a change in the active other support of senior/key personnel since the last reporting period?

Select **Yes** only if active support has changed for the PD/PI(s) or senior/key personnel.

If yes, upload updated active and pending support for senior/key personnel whose support has changed. List the award for which the progress report is being submitted and include the effort that will be devoted in the next reporting period.

Submit complete Other Support information using the suggested format and instructions found at <https://grants.nih.gov/grants/forms/othersupport.htm>.

Other support information should be submitted only for the PD/PI and for those individuals considered by the recipient to be key to the project for whom there has been a change in other support. Senior/key personnel are defined as individuals who contribute in a substantive measurable way to the scientific development or execution of the project, whether or not a salary is requested. Do not include other

support information for Other Significant Contributors; e.g., those that may contribute to the scientific development or execution of the project, but are not committing any specified measurable effort to the project.

D.2.d New other significant contributors.

Are there, or will there be, new other significant contributors?

Other significant contributors are individuals who have committed to contribute to the scientific development or execution of the project, but are not committing any specified measurable effort (i.e., person months) to the project.

If yes, upload biosketches for all new other significant contributors.

D.2.e Will there a change in the MPI Leadership Plan for the next budget period?

Change in status of PD/PI requires prior approval of the agency (e.g., NIH Grants Policy Statement, 8.1.2.6). In accord with the NIH GPS, 9.5, revision of the Leadership Plan during the project period may be accomplished through a joint decision of the PD/Pis and reported in the RPPR. Prior approval of a change in the MPI Leadership Plan is not required.

If yes, upload a revised MPI Leadership Plan that includes a description of the change(s).

All multiple PD/PI awards have a Leadership Plan that describes the roles and areas of responsibility of the named PD/Pis, the process for making decisions concerning scientific directions, allocation of resources, disputes that may arise, and other information related to the management of the proposed team science project. If there has been any change in the governance and/or organizational structure of the Leadership Plan, provide a description, including communication plans and procedures for resolving conflicts, and any changes to the administrative, technical, and scientific responsibilities of the PD/Pis. If the progress report includes a change in the Contact PD/PI (*Cover Page, A.1*) address this change and the impact, if any, the change has on the administrative, technical, and scientific responsibilities of the PD/Pis. A request to change from a multiple PD/PI model to a single PD/PI model, or a change in the number or makeup of the PD/Pis on a multiple PD/PI award, requires the prior approval of the GMO. The progress report is not the appropriate vehicle to request such a change.

▼ D.2.c Changes in Other Support

Has there been a change in the active other support of senior/key personnel since the last reporting period? Yes No

If yes, upload active other support for senior/key personnel whose support has changed and indicate what the change has been

Please upload supporting document:
(Maximum 1 file. Must be .pdf file. Maximum file size: 6 MB)

📎 Drop files to attach, or browse.

▼ D.2.d New Other Significant Contributors

Are there, or will there be, new other significant contributors? Yes No

Other significant contributors are individuals who have committed to contribute to the scientific development or execution of the project, but are not committing any specified measurable effort (i.e., person months) to the project.

If yes, upload biosketches for all new other significant contributors.

Please upload supporting document:
(Maximum 1 file. Must be .pdf file. Maximum file size: 6 MB)

📎 Drop files to attach, or browse.

▼ D.2.e Multi-PI (MPI) Leadership Plan

Will there be a change in the MPI Leadership Plan for the next budget period? N/A Yes No

Change in status of PD/PI requires prior approval of the agency (e.g., NIH Grants Policy Statement, 8.1.2.6).

If yes, upload a revised MPI Leadership Plan that includes a description of the change(s)

Please upload supporting document:
(Maximum 1 file. Must be .pdf file. Maximum file size: 6 MB)

📎 Drop files to attach, or browse.

↶ Cancel Save

[A Cover Page](#) | [B Accomplishments](#) | [C Products](#) | [D Participants](#) | [E Impact](#) | [F Changes](#) | [G Special Reporting Req](#) | [H Budget](#)

Figure 107 RPPR Section D. Participants – Questions D2c – D2e

6.5 Section E – Impact

The RPPR Section E Impact will be used to describe ways in which the work, findings, and specific products of the project have had an impact during this reporting period.

E.1 Not Applicable for most awards. See chapter 7 Supplemental Instructions.

E.2 What is the impact on physical, institutional, or information resources that form infrastructure?

Describe ways, if any, in which the project made an impact, or is likely to make an impact, on physical, institutional, and information resources that form infrastructure, including:

- physical resources (such as facilities, laboratories, or instruments);
- institutional resources (such as establishment or sustenance of societies or organizations);
- or
- information resources, electronic means for accessing such resources or for scientific communication, or the like.



If the award or award component(s) is not intended to support physical, institutional, or information resources that form infrastructure, select **Nothing to Report**.

E.3 Not Applicable for most awards. See chapter 7 Supplemental Instructions.

This section is applicable to SBIR/STTR Awards. See [Supplemental Instructions for Specific Grant RPPR Types](#).

E.4 What dollar amount of the award’s budget is being spent in foreign country(ies)?



For domestic awardees provide the dollar amount obligated to first-tier subawards to foreign entities for this reporting period. For foreign awardees provide the dollar amount of the award, excluding all first-tier subawards to U.S. entities, for this reporting period.

Dollars provided should reflect total costs.

If more than one foreign country identify the distribution between the foreign countries.

Report only cumulative first-tier subawards dollars by country. Do not report foreign travel, purchases, etc., unless part of a first-tier subaward to a foreign country.

Select the **Add Amount** button to add the data to the table.

The screenshot shows the RPPR Section E. Impact form. The navigation bar at the top includes: RPPR | Grant List | Rppr Menu | A Cover Page | B Accomplishments | C Products | D Participants | **E Impact** | F Changes | G Special Reporting Req | H Budget. The main heading is 'E. Impact' with a help icon and a link to 'Expand/Collapse All'. Below this are sections for E.1, E.2, E.3, and E.4. E.1 is 'Not Applicable'. E.2 is expanded and asks 'What is the impact on physical, institutional, or information resources that form infrastructure?'. It includes instructions to describe ways of impact and a list of resource types: physical (facilities, laboratories, instruments), institutional (establishment or sustenance of societies or organizations), and information (electronic means for accessing resources or scientific communication). There is a radio button for 'Nothing to Report' and a text area for describing impact. E.3 is 'Not Applicable'. E.4 is expanded and asks 'What dollar amount of the award’s budget is being spent in foreign country(ies)?'. It includes instructions for domestic and foreign awardees and a radio button for 'Nothing to Report (zero dollars)'. At the bottom right of the E.4 section are buttons for '+ Add Amount', 'Cancel', and 'Save'. The footer of the form shows the navigation bar again: A Cover Page | B Accomplishments | C Products | D Participants | **E Impact** | F Changes | G Special Reporting Req | H Budget.

Figure 108 RPPR Section E. Impact – Questions E1 through E4

6.6 Section F – Changes

The RPPR Section F addresses Changes. Recipients are reminded that significant changes in objectives and scope require prior approval of the agency.

F.1 Not Applicable to most awards. See chapter 7 Supplemental Instructions.

F.2 Actual or anticipated challenges or delays and actions or plans to resolve them.

Describe challenges or delays encountered during the reporting period and actions or plans to resolve them.



Describe only significant challenges that may impede the research (e.g., accrual of patients, hiring of personnel, need for resources or research tools) and emphasize their resolution.

F. Changes Expand/Collapse All

▼ F.1 Changes in approach and reasons for change

Describe changes in the program for the next budget period, including changes in training faculty. Include, as appropriate, the role of external advisory committees, significant new training content, procedures or experiences, and indicate how these aid in strengthening and realizing the objectives and goals of the program.

Nothing to Report
or describe changes in approach and reasons for change below

2000 characters remaining.

▼ F.2 Actual or anticipated challenges or delays and actions or plans to resolve them

Describe challenges or delays encountered during the reporting period and actions or plans to resolve them.

Describe only significant challenges that may impede the research (e.g., accrual of patients, hiring of personnel, need for resources or research tools) and emphasize their resolution.

Nothing to Report
or describe challenges or delays and plans to resolve them below

8000 characters remaining.

Figure 109 RPPR Section F. Changes – Questions F1 & F2



F.3 Significant changes to human subjects, vertebrate animals, biohazards, and/or select agents.

Describe significant deviations, unexpected outcomes, or changes in approved protocols for human subjects, vertebrate animals, biohazards and/or select agents during this reporting period.

Remember that significant changes in objectives and scope require prior approval of the agency (e.g., NIH Grants Policy Statement, 8.1.2.). If there are changes in any of the following areas, check the appropriate box and provide a description of the changes.

F.3.a Human Subjects

If human subject studies are or will be different from the previous submission, include a description and explanation of how the studies differ and provide new or revised Protection of Human Subjects Section and Inclusion of Women, Minorities, and Children sections as described in the competing application instructions. Additional or modified inclusion enrollment reports may also be necessary and should be provided by clicking the Human Subjects link in Section. G.4 of the RPPR to make necessary updates in the Human Subjects System (HSS).

F.3.b Vertebrate Animals

If there are or will be significant changes to the uses of vertebrate animals from the previous submission, provide a description of the changes. Examples of changes considered to be significant include, but are

not limited to, changing animal species, changing from noninvasive to invasive procedures, new project/performance site(s) where animals will be used, etc. If studies involving live vertebrate animals are planned and were not part of the originally proposed research design, provide a new or revised Vertebrate Animal Section as described in the competing application instructions.

F.3.c Biohazards

If the use of biohazards is or will be different from that in the previous submission, provide a description and explanation of the difference(s).

F.3.d Select Agents

If the possession, use, or transfer of Select Agents is or will be different from that proposed in the previous submission, including any change in the select agent research location and/or the required level of biocontainment, provide a description and explanation of the differences. If the use of Select Agents was proposed in the previous submission but has not been approved by regulatory authorities, provide an explanation. If studies involving Select Agents are planned and were not part of the originally proposed research design, provide a description of the proposed use, possession, transfer, and research location as described in the competing application instructions.

U.S. Select Agent Registry information: <https://www.selectagents.gov>

▼ F.3 Significant changes to Human Subjects, Vertebrate Animals, Biohazards, and/or Select Agents

Describe significant deviations, unexpected outcomes, or changes in approved protocols for human subjects, vertebrate animals, biohazards, and/or select agents during this reporting period.
Remember that significant changes in objectives and scope require prior approval of the agency (e.g., NIH Grants Policy Statement, 8.1.2.). If there are changes in any of the following areas check the appropriate box and provide a description of the changes.

F.3.a Human Subjects
If human subject protocols are or will be different from the previous submission, include a description and explanation of how the protocols differ and provide a new or revised Protection of Human Subjects Section as described in the competing application instructions.

Nothing to Report
or upload description of change
(Maximum 1 file. Must be .pdf file. Maximum file size: 6 MB)

Drop files to attach, or browse.

F.3.b Vertebrate Animals
If there are or will be significant changes to the uses of vertebrate animals from the previous submission, provide a description of the changes. Examples of changes considered to be significant include, but are not limited to, changing animal species, changing from noninvasive to invasive procedures, new project/performance site(s) where animals will be used, etc. If studies involving live vertebrate animals are planned and were not part of the originally proposed research design, provide a new or revised Vertebrate Animal Section as described in the competing application instructions.

Nothing to Report
or upload description of change
(Maximum 1 file. Must be .pdf file. Maximum file size: 6 MB)

Drop files to attach, or browse.

F.3.c Biohazards
If the use of biohazards is or will be different from the previous submission, provide a description and explanation of the difference(s).

Nothing to Report
or upload description of change
(Maximum 1 file. Must be .pdf file. Maximum file size: 6 MB)

Drop files to attach, or browse.

F.3.d Select Agents
If the possession, use, or transfer of Select Agents is or will be different from that proposed in the previous submission, including any change in the select agent research location and/or the required level of biocontainment, provide a description and explanation of the differences. If the use of Select Agents was proposed in the previous submission but has not been approved by regulatory authorities, provide an explanation. If studies involving Select Agents are planned and were not part of the originally proposed research design, provide a description of the proposed use, possession, transfer, and research location as described in the competing application instructions.

Nothing to Report
or upload description of change
(Maximum 1 file. Must be .pdf file. Maximum file size: 6 MB)

Drop files to attach, or browse.

Cancel Save

A Cover Page | B Accomplishments | C Products | D Participants | E Impact | F Changes | G Special Reporting Req | H Budget

Figure 110 RPPR Section F Changes- Question F3

6.7 Section G – Special Reporting Requirements



The RPPR Section G Special Reporting Requirements address agency-specific award terms and conditions, as well as any award specific reporting requirements.

G.1 Special Notice of Award and Funding Opportunity Announcement Reporting Requirements

Address any special reporting requirements specified in the award terms and conditions in the Notice of Award (NoA) or Funding Opportunity Announcement (FOA).



For Ruth L. Kirschstein National Research Service Award (NRSA) Institutional Training Awards an attachment must be provided that specifies the number of trainees who used childcare costs in the reporting period. Follow the instructions found in the Supplemental Instructions for Training RPPRs.



NIH requires SBIR/STTR grant recipients to submit the Life Cycle Certifications within the Interim and Final RPPR in this section. Forms must be uploaded directly and SBIR/STTR recipients should not select the “Nothing to Report” box in this section. The I-RPPR or F-RPPR will not be accepted unless all completed Life Cycle Certification(s) are received. Life Cycle Certification forms are available for SBIR and STTR applicants and awardees in fillable format at: https://grants.nih.gov/grants/forms/manage_a_small_business_award.htm.

G.2 Not Applicable to most awards.

See [Supplemental Instructions for Specific Grant RPPR Types.](#)

G.3 Not Applicable to most awards.

See [Supplemental Instructions for Specific Grant RPPR Types.](#)

The screenshot shows the 'G. Special Reporting Requirements' section of the RPPR interface. It includes a navigation bar at the top with tabs for Grant List, Rppr Menu, A Cover Page, B Accomplishments, C Products, D Participants, E Impact, F Changes, G Special Reporting Req (selected), and H Budget. The main heading is 'G. Special Reporting Requirements' with a help icon and an 'Expand/Collapse All' link. Below this are three sections:

- G.1 Special Notice of Award Terms and Funding Opportunity Announcement Reporting Requirements:** Includes instructions to address special reporting requirements, a radio button for 'Nothing to Report', and a file upload area for supporting documents (max 15 files, 6 MB).
- G.2 Responsible Conduct of Research:** Includes instructions to describe the nature of responsible conduct of research and an 'Upload Response' file upload area (max 1 file, 6 MB).
- G.3 Not Applicable:** A simple text box indicating this section is not applicable.

Figure 111 RPPR Section G. Special Reporting Requirements – Questions G1 through G3

G.4 Human Subjects.

NIH applicants only:

In RPPR, for question G.4, click the **Human Subjects** link:

The screenshot shows the 'G.4 Human Subjects' section. It contains instructions: 'Please click on the Human Subjects link below to update the Human Subjects and Clinical Trials Information Form(s) for this project, including the inclusion enrollment report(s). Be sure to submit updates before submitting the RPPR [Click here](#) for complete instructions about this requirement.' A red box highlights the 'Human Subjects' link.

Figure 112 Human Subjects Link

Clicking the **Human Subjects** link opens up the Human Subjects System (HSS), shown below:

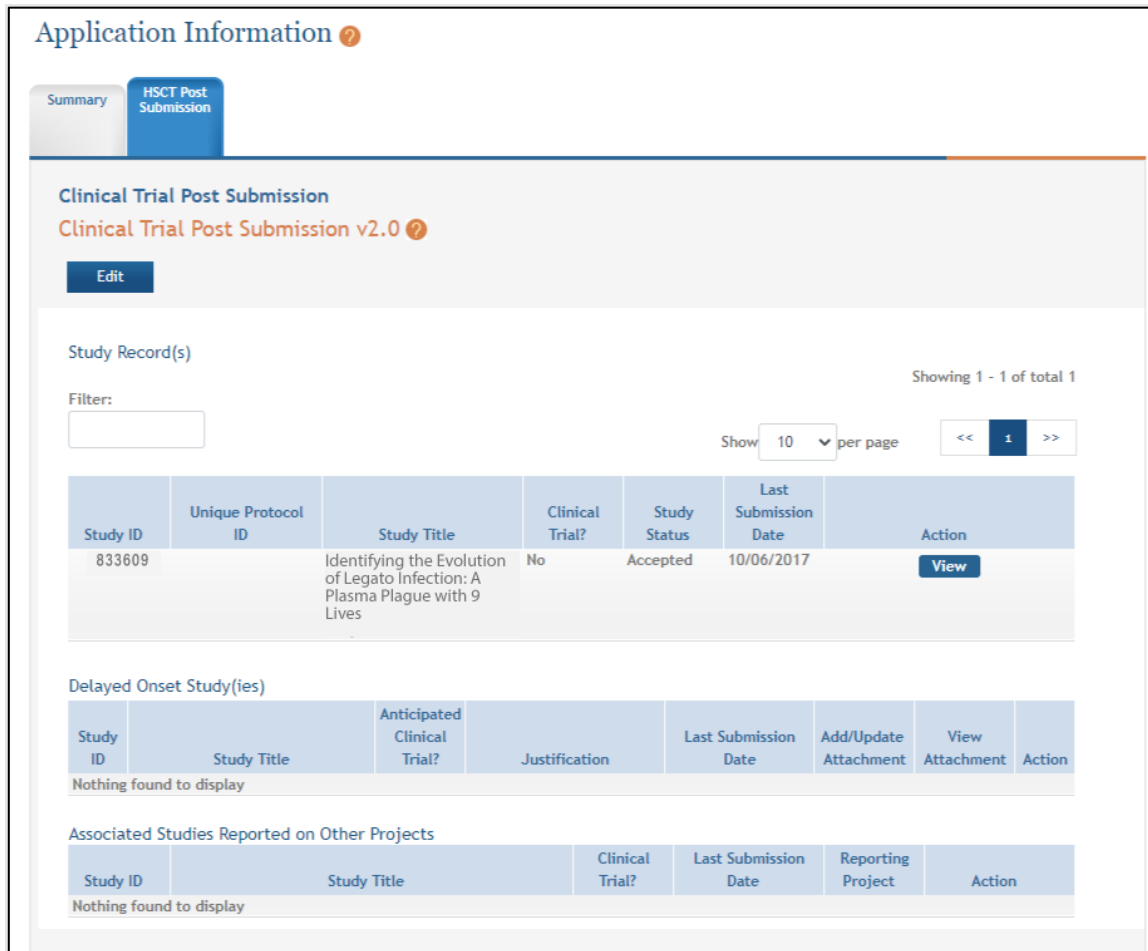


Figure 113 HSCT Post Submission tab in ASSIST (for Human Subjects)

If conducting NIH-defined clinical research, reporting the cumulative enrollment of subjects and the distribution by sex/gender, race, and ethnicity is required, as defined in the [competing application instructions](#). If there are details or concerns related to inclusion enrollment progress, or if the cumulative enrollment data does not reflect the planned enrollment by sex/gender, race, and/or ethnicity, the reasons for this should be addressed in Section F.3.a of the RPPR.

Update the inclusion enrollment with the total cumulative enrollment data collected to-date on the inclusion enrollment report(s) for each study record. If the last competing application was submitted for due dates January 25, 2019 or later, recipients must update enrollment data by submitting deidentified individual-level participant data using the spreadsheet [template](#) available in the Human Subjects System (HSS). See the [Inclusion Across the Lifespan policy page](#) for more information. Recipients should follow instructions in the [HSS online help](#) to [edit studies](#) as appropriate.

Recipients can edit the inclusion enrollment record(s) in the Human Subjects System using the [“How Do I Edit Studies?”](#) instructions in the [HSS Online Help](#).

Recipients may have more than one inclusion enrollment report. Each inclusion enrollment report must have a unique title. If new clinical studies have started and planned enrollment was not previously provided, create a new Planned Enrollment record in the Human Subjects System. Inclusion enrollment data updates must be submitted in the Human Subjects System prior to submitting the RPPR. Recipients will receive a warning if inclusion enrollment data are not updated prior to submitting the RPPR.

AHRQ recipients only: If inclusion enrollment reporting is required, download and complete the [Cumulative Inclusion Enrollment Report](#), and upload it in Section G.4. If inclusion enrollment reporting is not required, select “Nothing to Report.”

▼ G.4 Human Subjects

G.4.a Does the project involve human subjects? Yes No

G.4.b Inclusion Enrollment Data

Inclusion Enrollment Report

If inclusion enrollment reporting is required, download and complete the Cumulative Enrollment Report, and upload it in Section G.4.b. If inclusion enrollment reporting is not required, select “Nothing to Report.”

[Click here](#) to download Cumulative Enrollment Report

Nothing to Report

(Maximum 15 files. Must be .pdf file. Maximum file size: 6 MB)

Drop files to attach, or [browse](#).

Figure 114 Question G.4 for AHRQ Recipients Only

Guidance for Collecting and Reporting Inclusion Data: Below are instructions for how to collect and report data on the basis of sex/gender, race, age, and ethnicity with additional guidance for handling subpopulations, non-U.S. populations, changes to planned enrollment data, and NIH-defined Phase III clinical trials.

For questions about the NIH policies for inclusion, please refer to:

http://grants.nih.gov/grants/funding/women_min/women_min.htm or contact the program officer.

Standards for Collecting Data from Study Participants: The [Office of Management and Budget \(OMB\) Directive No. 15](#) defines minimum standards for maintaining, collecting and presenting data on ethnicity and race for all Federal (including NIH) reporting purposes. The categories in this classification are social-political constructs and should not be interpreted as being anthropological in nature. The standards were revised in 1997 and now include two ethnic categories: Hispanic or Latino, and Not Hispanic or Latino. There are five racial categories: American Indian or Alaska Native, Asian, Black or African American, Native Hawaiian or Other Pacific Islander, and White. Reports of data on ethnicity and race should use these categories. The definitions below apply for the ethnic and racial categories.

Ethnic Categories:

Hispanic or Latino: A person of Cuban, Mexican, Puerto Rican, South or Central American, or other Spanish culture or origin, regardless of race. The term, “Spanish origin,” can be used in addition to “Hispanic or Latino”. **Not Hispanic or Latino**

Racial Categories:

American Indian or Alaska Native: A person having origins in any of the original peoples of North, Central, or South America and maintains tribal affiliation or community.

Asian: A person having origins in any if the original peoples of the Far East, Southeast Asia, or the Indian subcontinent including, for example, Cambodia, China, India, Japan, Korea, Malaysia, Pakistan, the Philippine Islands, Thailand, and Vietnam.

Black or African American: A person having origins in any of the black racial groups of

NIH RPPR Instruction Guide

Africa. Terms such as “Haitian” or “Negro” can be used in addition to “Black or African American.”

Native Hawaiian or Other Pacific Islander: A person having origins in any of the original peoples of Hawaii, Guam, Samoa, or other Pacific Islands.

White: A person having origins in any of the original peoples of Europe, North Africa, or the Middle East.

Reporting Data on Race and Ethnicity: NIH is required to use the above standards and definitions for race and ethnicity to allow comparisons to other federal databases, especially the census and national health databases. Federal agencies shall not present data on detailed categories if doing so would compromise data quality or confidentiality standards.

When collecting data on ethnicity and race, as well as sex/gender, use the categories listed to obtain the data from individuals on the basis of self-identification. Participants should be asked to identify their ethnicity and their race. The OMB recommends collecting this information using two separate questions, with ethnicity information collected first followed by race, with the option to select more than one racial designation (<https://www.govinfo.gov/content/pkg/FR-1997-10-30/pdf/97-28653.pdf>). **The NIH inclusion enrollment format is not designed for use as a data collection instrument.** Collect the data using instruments prepared for the study, and use that information to complete the NIH inclusion enrollment form(s). Study participants who self-identify with more than one of the racial categories should be reported in the aggregate in the "More Than One Race" category.

Collecting and Reporting Data on Subpopulations: Each ethnic/racial group contains subpopulations that are delimited by geographic origins, national origins, and/or cultural differences. It is recognized that there are different ways of defining and reporting racial and ethnic subpopulation data. The subpopulation to which an individual is assigned depends on self-reporting of specific origins and/or cultural heritage. Attention to subpopulations also applies to individuals who self-identify with more than one ethnicity or race. These ethnic/racial combinations may have biomedical, behavioral, and/or social-cultural implications related to the scientific question under study. The collection of greater detail is encouraged, e.g., on ethnic/racial subpopulations; however, any collection that uses more detail needs to be organized in such a way that the additional categories can be aggregated into the OMB categories for reporting data on ethnicity, race, and more than one race. Investigators who have data on subpopulations are encouraged to provide that information in the Comments field of the inclusion enrollment forms and/or in the text of their progress report.

Collecting and Reporting Data on Non-U.S. Populations: If conducting NIH-defined clinical research outside of the United States, design culturally appropriate data collection instruments that allow participants to self-identify their ethnic and/or racial affiliation in a way that is meaningful in the cultural and scientific contexts of the study. However, investigators will need to use the OMB-defined categories for reporting sex/gender, race and ethnicity to NIH (see definitions for each ethnic and racial category above), which will allow for completion of the inclusion enrollment form(s). Since OMB categories reference world-based geographic origin, this should facilitate completion of the form(s). **Enrollment of participants at non-U.S. sites should be reported to NIH on a separate inclusion enrollment form from that for reporting participants at U.S. sites, even if they are part of the same study.** For additional guidance and FAQs related to this topic, please refer to: http://grants.nih.gov/grants/funding/women_min/women_min.htm or contact the program officer.

Reporting Data on Age: Recipients who submitted the last competing application January 25, 2019 or later must include deidentified data on sex/gender, race, ethnicity and age at enrollment for each study participant. Age may be reported in units ranging from minutes to years. Data must be provided in .csv format using the [template](#) provided. See [tip sheet](#) and [video](#) for additional details.

Changes to Planned Enrollment: If there are changes from the planned enrollment originally approved

for funding, contact the program officer to discuss updating/revising the planned enrollment, address the change in Section F.3.a of the RPPR, and revise the existing Planned Enrollment for that study by clicking the Human Subjects link to update the record in the Human Subjects System.

Reporting Data on NIH-defined Phase III Clinical Trials: If conducting an NIH-defined Phase III Clinical Trial, report on the cumulative enrollment (as described above) and indicate in Section F.3.a if any data analysis has begun for the trial. If analysis has begun or data have been published, report any progress made in evaluating potential differences on the basis on sex/gender, racial, and/or ethnicity.

Additional Instructions for Clinical Trials:

Studies involving clinical trials must provide the Clinicaltrials.gov identifier (NCT) in Section 1 of the PHS Human Subjects and Clinical Trials Information Form within 21 days of enrollment of the first participant. Recipients may use the “populate” button to bring forward data from Clinicaltrials.gov once the NCT is entered. See the [HSS Online Help](#) for additional information about using this feature.

The screenshot shows the 'SECTION 1 - BASIC INFORMATION' form in the ASSIST system. It contains the following elements:

- * 1.1. Study Title (each study title must be unique):** A text input field containing 'TEST for Documentation 1'.
- * 1.2. Is this Study Exempt from Federal Regulations?:** Radio buttons for 'Yes' and 'No', with 'No' selected.
- 1.3. Exemption Number:** A row of checkboxes numbered 1 through 8, all of which are unselected.
- * 1.4. Clinical Trial Questionnaire:** A section with the instruction 'If the answers to all four questions below are yes, this study meets the definition of a Clinical Trial.'
 - 1.4.a. Does the study involve human participants?:** Radio buttons for 'Yes' and 'No', with 'Yes' selected.
 - 1.4.b. Are the participants prospectively assigned to an intervention?:** Radio buttons for 'Yes' and 'No', with 'Yes' selected.
 - 1.4.c. Is the study designed to evaluate the effect of the intervention on the participants?:** Radio buttons for 'Yes' and 'No', with 'Yes' selected.
 - 1.4.d. Is the effect that will be evaluated a health-related biomedical or behavioral outcome?:** Radio buttons for 'Yes' and 'No', with 'Yes' selected.
- 1.5. Provide the ClinicalTrials.gov Identifier (e.g., NCT87654321) for this trial, if applicable:** A text input field containing 'NCT12345678' and a blue 'Populate' button. A red box surrounds this section, and a red arrow points to the 'Populate' button.

Figure 115 Section 1: Basic Information of HSCT Tab in ASSIST with Populate Button

See [What NIH Recipients Need to Know About FDAAA & NIH Clinical Trial Policy](#), and FAQ [When must an applicable clinical trial be registered?](#) If the grant number was entered into [ClinicalTrials.gov](#), the <https://clinicaltrials.gov/ct2/home> identifier (NCT number) may be readily identified by using the ClinicalTrials.gov [Advanced Search](#) and entering the grant number in the Study IDs field.

NOTE: Recipients will receive an error preventing submission of an RPPR if there are studies involving clinical trials associated with the RPPR where the registration is due under FDAAA and/or [NIH Policy on Dissemination of NIH-Funded Clinical Trial Information](#) (e.g., study is 21 days after enrollment of the first participant) and no NCT has been entered into the Human Subject Clinical Trial (HSCT) form. To address this error the recipient will need to either provide the NCT number issued by [ClinicalTrials.gov](#), or provide the registration receipt that is received upon submission of the trial registration to [ClinicalTrials.gov](#).

To provide the [ClinicalTrials.gov](#) registration receipt, the recipient must upload the receipt to the [other](#)

[attachments section of the HSCT form \(Section 5.1\)](#) as a PDF document. The file name must be CTgov_Registration_Receipt.pdf.

Recipients must complete Section 6 – Clinical Trial Milestone Plan (shown below) for all studies involving clinical trials. Note: All anticipated dates entered in Section 6 must be future dates. All actual dates must be the current date or a later date.

SECTION 6 - Clinical Trial Milestone Plan	
6.1. Study Primary Completion Date	<input type="radio"/> Anticipated <input type="radio"/> Actual
6.2. Study Final Completion Date	<input type="radio"/> Anticipated <input type="radio"/> Actual
6.3. Enrollment and randomization	
Enrollment of the first participant (Study Start Date)	<input type="radio"/> Anticipated <input checked="" type="radio"/> Actual
25% of planned enrollment recruited by	<input type="radio"/> Anticipated <input type="radio"/> Actual
50% of planned enrollment recruited by	<input type="radio"/> Anticipated <input type="radio"/> Actual
75% of planned enrollment recruited by	<input type="radio"/> Anticipated <input type="radio"/> Actual
100% of planned enrollment recruited by	<input type="radio"/> Anticipated <input type="radio"/> Actual
6.4. Completion of primary endpoint data analyses	<input type="radio"/> Anticipated <input type="radio"/> Actual
6.5. Reporting of results in ClinicalTrials.gov	<input type="radio"/> Anticipated <input type="radio"/> Actual
6.6. Is this an applicable clinical trial under FDAAA?	<input type="radio"/> Yes <input type="radio"/> No

Figure 116 Clinical Trial Milestone Plan, which is on the HSCT form in the Human Subjects System (HSS)

6.1 Study Primary Completion Date

Enter the date (MM/DD/YYYY) that the final participant was examined or received an intervention for the purposes of final collection of data for the primary outcome, whether the clinical study concluded according to the pre-specified protocol or was terminated. In the case of clinical studies with more than one primary outcome measure with different completion dates, this term refers to the date on which data collection is completed for all of the primary outcomes. Select whether this date is anticipated or actual. **This date cannot be modified once set to actual.**

6.2 Study Final Completion Date

NIH RPPR Instruction Guide

Enter the date (MM/DD/YYYY) the final participant was examined or received an intervention for purposes of final collection of data for the primary and secondary outcome measures and adverse events (for example, last participant's last visit), whether the clinical study concluded according to the pre-specified protocol or was terminated. Select whether this date is anticipated or actual.

6.3 Enrollment and randomization

Enrollment of the first participant (Study Start Date): Enter the date (MM/DD/YYYY) of the enrollment of the first participant into the study. From the dropdown menu, select whether this date is anticipated or actual. **This date cannot be modified once set to actual.**

25% of planned enrollment recruited by: Enter the date (MM/DD/YYYY) by which 25% of participants were or will be enrolled. Select whether this date is anticipated or actual.

50% of planned enrollment recruited by: Enter the date (MM/DD/YYYY) by which 50% of participants were or will be enrolled. Select whether this date is anticipated or actual.

75% of planned enrollment recruited by: Enter the date (MM/DD/YYYY) by which 75% of participants were or will be enrolled. Select whether this date is anticipated or actual.

100% of planned enrollment recruited by: Enter the date (MM/DD/YYYY) by which 100% of participants were or will be enrolled. Select whether this date is anticipated or actual.

6.4 Completion of primary endpoint analyses

Enter the date (MM/DD/YYYY) by which the primary endpoint analysis was or will be completed. Select whether this date is anticipated or actual.

6.5 Reporting of results in Clinicaltrials.gov

Enter the date (MM/DD/YYYY) by which results were or will be submitted to Clinicaltrials.gov. Results may be submitted but not yet be posted because they are pending quality control (QC) review by the National Library of Medicine (NLM) or the sponsor or investigator is addressing QC review comments provided by NLM. Select whether this date is anticipated or actual.

6.6 Is this an applicable trial under FDAAA?

Indicate whether the trial is an applicable trial is subject to the registration and reporting requirements in Title VIII of the Food and Drug Administration Amendments Act of 2007 (FDAAA) (PL 110-85). See [What NIH Recipients Need to Know About FDAAA & NIH Clinical Trial Policy](#).

Note: Clinical Trials Reporting Requirement: Recipients will receive an error preventing submission of an RPPR if there are studies involving clinical trials associated with the RPPR where results are due under FDAAA and/or [NIH Policy on Dissemination of NIH-Funded Clinical Trial Information](#) (e.g., study is one year after the primary completion date) and have not been submitted in [ClinicalTrials.gov](#). To address this error the applicant will need to submit the results to [ClinicalTrials.gov](#). This error can also be addressed by providing the submission receipt for a (1) Good Cause extension request or (2) Certification of Delayed Submission of Results Information from [ClinicalTrials.gov](#).

NIH RPPR Instruction Guide

To provide the [ClinicalTrials.gov](https://clinicaltrials.gov) Good Cause Extension request submission receipt or Certification of Delayed Submission Results Information from [ClinicalTrials.gov](https://clinicaltrials.gov), the applicant will need to upload the receipt to [other attachments section of the HSCT form \(Section 5.1\)](#) as a PDF document. The file name must be CTgov_Extension_Receipt.pdf.

Per the 1993 NIH Revitalization Act, PL 103-43, enacted June 10, 1993, and the 21st Century Cures Act, PL 114-255, enacted December 13, 2016, NIH requires entities conducting NIH-defined Phase III Clinical Trials to include results of valid analyses by sex/gender, race, and ethnicity, in addition to submission in ClinicalTrials.gov.

Clicking the **Human Subjects** link opens up the Human Subjects System, shown below:

The screenshot displays the 'Clinical Trial Post Submission v2.0' interface. It features a navigation bar with 'Summary' and 'HSCT Post Submission' tabs. Below the title, there is an 'Edit' button. The main content area is titled 'Study Record(s)' and shows 'Showing 1 - 1 of total 1'. A filter input field is present. A table lists the study record with the following data:

Study ID	Unique Protocol ID	Study Title	Clinical Trial?	Study Status	Last Submission Date	Action
833609		Identifying the Evolution of Legato Infection: A Plasma Plague with 9 Lives	No	Accepted	10/06/2017	View

Below this table, there are sections for 'Delayed Onset Study(ies)' and 'Associated Studies Reported on Other Projects', both of which currently show 'Nothing found to display'.

Figure 117 RPPR Section G. Special Reporting Requirements – Question G.4

G.5 Human Subjects Education Requirement.

Are there personnel on this project who are or will be newly involved in the design or conduct of human subjects research?

If yes, provide the following:

- names of individuals,
- title of the human subjects education program completed by each individual, and a one-sentence description of the program.

G.6 Human Embryonic Stem Cell(s).

Does this project involve human embryonic stem cells?

NIH RPPR Instruction Guide

Only hESC lines listed as approved in the [NIH Registry](#) may be used in NIH funded research.

If yes, identify the hESC Registration number(s) from the NIH Registry.

Select the **Add hESC Number** button to add the data to the table.

If there is a change in the use of hESCs provide an explanation.

G.7 Vertebrate Animals

Does this project involve vertebrate animals?

The screenshot shows a portion of the NIH RPPR form. It is divided into three sections:

- G.5 Human Subjects Education Requirement:** A question asks, "Are there personnel on this project who are or will be newly involved in the design or conduct of human subjects research?" with radio buttons for "Yes" and "No".
- G.6 Human Embryonic Stem Cells (hESCs):** A question asks, "Does this project involve human embryonic stem cells?" with "Yes" selected. Below this, it says "If yes, identify the hESC Registration number(s) from the NIH Registry" and includes a blue button labeled "+ Add hESC Number". A text area below for explanations is empty, with a note "700 characters remaining." and a footer instruction: "Complete this section only if the use of hESCs is not reported under another NIH award."
- G.7 Vertebrate Animals:** A question asks, "Does the project involve vertebrate animals?" with "No" selected.

Figure 118 RPPR Section G. Special Reporting Requirements – Questions G5 through G7

G.8 Project/Performance Sites.

If there are changes to the project/performance site(s) displayed, edit as appropriate.

One of the sites indicated must be the identified as the Primary Performance Site. If including a new Project/Performance Site where either human subjects or vertebrate animals will be involved, address the change under F.3.a or F.3.b. If a Project/Performance Site is engaged in research involving human subjects, the recipient organization is responsible for ensuring that the Project/Performance Site operates under an appropriate Federal Wide Assurance for the protection of human subjects and complies with [45 CFR Part 46](#) and other NIH human subject related policies described in Part II of the competing application instructions and the [NIH Grants Policy Statement](#).

For research involving live vertebrate animals, the recipient organization must ensure that all Project/Performance Sites hold OLAW-approved Assurances. If the recipient organization does not have an animal program or facilities and the animal work will be conducted at an institution with an Assurance, the recipient must obtain an Assurance from OLAW prior to the involvement of vertebrate animals.

Select the **Add Project/Performance Sites** button to add the data to the table.

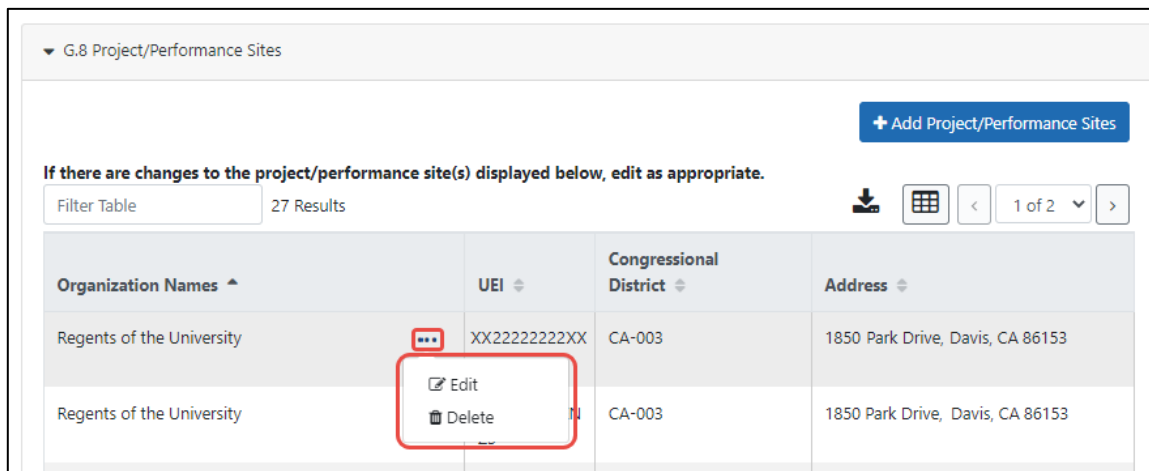


Figure 119 RPPR Section G. Special Reporting Requirements – Question G8

G.9 Foreign component.

Provide the organization name, country, and description of each foreign component.

Foreign component is defined as significant scientific activity that was performed outside of the United States, either by the recipient or by a researcher employed by a foreign organization, whether or not grant funds were expended. The following grant-related activities are significant and must be reported:

- involvement of human subjects or research with live vertebrate animals;
- extensive foreign travel by recipient project staff to collect data, or conduct surveys or sampling activities; or
- any recipient activity that may have an impact on U.S. foreign

policy. Examples of other grant-related activities that *may* be significant are:

- collaborations with investigators at a foreign site anticipated to result in co-authorship;
- use of facilities or instrumentation at a foreign site; or
- receipt of financial support or resources from a foreign entity.

Foreign travel for consultation does not meet the definition of foreign component. Select the **Add Foreign Component** button to add the data to the table.

▼ G.9 Foreign Component

"Foreign component" is defined as significant scientific activity that was performed outside of the United States, either by the grantee or by a researcher employed by a foreign organization, whether or not grant funds were expended. The following grant-related activities are significant and must be reported:

- involvement of human subjects or research with live vertebrate animals;
- extensive foreign travel by awardee project staff to collect data, or conduct surveys or sampling activities;
- or
- any awardee activity that may have an impact on U.S. foreign policy.

Examples of other award-related activities that *may* be significant are:

- collaborations with investigators at a foreign site anticipated to result in co-authorship;
- use of facilities or instrumentation at a foreign site; or
- receipt of financial support or resources from a foreign entity.

Foreign travel for consultation does not meet the definition of foreign component.

No foreign component

or provide the organization name, country, and description of each foreign component

+ Add Foreign Component

Figure 120 RPPR Section G. Special Reporting Requirements – Question G9

G.10 Estimated unobligated balance.

G.10.a Is it anticipated that an estimated unobligated balance (including prior year carryover) will be greater than 25% of the current year’s total approved budget? If yes, provide the estimated unobligated balance.

The *total approved budget* equals the current fiscal year award authorization plus any approved carryover of funds from a prior year(s). The numerator equals the total amount available for carryover and the denominator equals the current year’s total approved budget.

AHRQ ONLY: The RPPR is automatically set to “yes” for an AHRQ award because AHRQ recipients **must provide the estimated cumulative total cost dollar amount of any unobligated balance that is anticipated, regardless of whether the percentage of unobligated funds is over or under 25%.** Only if the estimated cumulative total cost dollar amount of the unobligated balance is actually zero should the recipient enter “0” in G.10.a. **For AHRQ awards, the total approved budget equals the current fiscal year award authorization and does NOT include any approved carryover of funds from a prior year(s). In the estimated unobligated balance calculation, the numerator equals the total amount available for carryover and the denominator equals the current fiscal year award authorization.**

G.10.b Provide an explanation for unobligated balance.

AHRQ ONLY: If the estimated unobligated balance exceeds 25% of the current fiscal year award authorization, provide an explanation of why this significant balance remains. If the estimated cumulative total cost dollar amount of the unobligated balance is less than 25% of the current fiscal year award authorization, enter “N/A” in G.10.b.

G.10.c If authorized to carryover the balance, provide a general description of how it is anticipated that the funds will be spent. To determine carryover authorization, see the Notice of Award.

Recipients not authorized to carryover unobligated balances automatically must submit a prior approval request to the awarding IC. See instructions in NIH Grants Policy Statement Section 8.1.2.4 Carryover of Unobligated Balances, or HHS GPS, Part II, Prior Approval Requirements, as applicable.

G.11 Program Income.

Is program income anticipated during the next budget period? If yes, provide the amount and source(s).

Program Income is defined as gross income earned by the recipient organization, a consortium participant, or a contractor under the grant that is directly generated by the grant-supported project or activity or earned as a result of the award. Program income includes, but is not limited to, income from fees for services performed; charges for the use or rental of real property, equipment or supplies acquired under the grant; the sale of commodities or items fabricated under an award; charges for research resources; registration fees for grant-supported conferences, and license fees and royalties on patents and copyrights. Program income from license fees and royalties from copyrighted material, patents, and inventions is exempt from reporting requirements unless otherwise specified in the terms and conditions of award.

Select the **Add/New** button to add the data to the table.

G.12 F&A Costs [applicable to SNAP awards only]

Is there a change in performance sites that will affect F&A costs? If yes, provide an explanation.

▼ G.10 Estimated Unobligated Balance

G.10.a Is it anticipated that an estimated unobligated balance (including prior year carryover) will be greater than 25% of the current year's total approved budget? Yes No

[AHRQ Special Instructions](#)

G.11 Not Applicable

▼ G.12 F&A Costs

Is there a change in performance sites that will affect F&A costs? Yes No

If yes, provide an explanation below (Limit is 1300 characters.)

1300 characters remaining.

G.13 Not Applicable

[Cancel](#) [Save](#)

[A Cover Page](#) | [B Accomplishments](#) | [C Products](#) | [D Participants](#) | [E Impact](#) | [F Changes](#) | [G Special Reporting Req](#)
| [H Budget](#)

Figure 121 RPPR Section G. Special Reporting Requirements – Questions G10 through G12

6.8 Section H – Budget [Applicable to non-SNAP awards only]

H.1 Budget Form

Select the SF424 Research and Related Budget from the drop down menu and follow the instructions in the [SF424 \(R&R\) Application Guide for NIH and Other PHS Agencies, Section G.300 R&R Budget Form](#), to complete the R&R budget, sections A-L, and the R&R Cumulative Budget, for the remainder of the project period. The budget justification should be uploaded as item L and must include detailed justification for those line items and amounts that represent a significant change from previously recommended levels (e.g., total re-budgeting greater than 25 percent of the total award amount for this budget period).

AHRQ Recipients only: Total costs (direct and indirect) should not exceed the committed level listed on the current NoA for the upcoming budget period. A detailed budget is required because AHRQ does not utilize the NIH SNAP process. If consortia are involved, include a detailed budget for each in H.2.

RPPR | Grant List | Rppr Menu | A Cover Page | B Accomplishments | C Products | D Participants | E Impact | F Changes | G Special Reporting Req | **H Budget**

H. Budget ?

Tips & Notes:
Alert: Please save all changes before leaving the page.

[Expand/Collapse All](#)

H1. Budget Form

For training awards, grantees should select the applicable RPPR budget type (e.g., SF424 (R&R) or PHS 398 Training Budget) from the drop down menu. For a small number of NIH training awards the grantee is required to submit both the SF424 (R&R) and PHS 398 Training Budget; the RPPR will accommodate this.

If completing the SF424 (R&R), follow the instructions in the SF424 (R&R) Application Guide for NIH and Other PHS Agencies, Section I, 4.7 R&R Budget Component, sections A-K. The budget justification should be uploaded as item K, and must include detailed justification for those line items and amounts that represent a significant change from previously recommended levels (e.g., total rebudgeting greater than 25 percent of the total award amount for this budget period).

If completing the PHS 398 Training Budget, follow the instructions in the SF424 (R&R) Application Guide for NIH and Other PHS Agencies, Section I, 8.5 PHS 398 Training Budget Component, items A-F. The budget justification should be uploaded as item F, and must include detailed justification for those line items and amounts that represent a significant change from previously recommended levels (e.g., total rebudgeting greater than 25 percent of the total award amount for this budget period).

Select a budget to add from the dropdown list:

Please select a budget type [+ Add Budget](#)

Filter Table 1 Results 1 of 1

Budget Type ^	Funds Requested(\$)
SF 424 Research and Related Budget ...	\$1.00

H2. Subaward Budget Form

For awards with subaward/consortium budgets, the grantee may select up to 30 subaward budgets. To complete a detailed budget for a subaward/consortium, follow the SF424 (R&R) Application Guide for NIH and Other PHS Agencies, Section I, 4.8 Special Instructions for Preparing Applications with a Subaward/Consortium or 8.6 PHS 398 Training Subaward Budget Attachment(s) Form.

Select a budget to add from the dropdown list:

Please select a budget type [+ Add Subaward Budget](#)

Maximum of 30 Subawards

Filter Table 1 Results 1 of 1

Budget Type ^	Subaward	Organization	Funds Requested(\$)
SF 424 Research and Related Subaward Budget ...	1	UNIVERSITY OF CALIFORNIA	\$0.00

[Cancel](#) [Save](#)

A Cover Page | B Accomplishments | C Products | D Participants | E Impact | F Changes | G Special Reporting Req | H Budget

Figure 122 Section H.Budget of RPPR for a Non-SNAP Award

NIH RPPR Instruction Guide

RPPR | Grant List | Rppr Menu | A Cover Page | B Accomplishments | C Products | D Participants | E Impact | F Changes | G Special Reporting Req | **H Budget**

SF424 Research & Related Budget ?

[Expand/Collapse All](#)

OMB Number: 0925-0001 *Required field(s)

Unique Entity Identifier (UEI) * ?	Budget Period:
RRRREPNH8JRR	1
Organization Name * ?	Start Date
UNIVERSITY OF LOS ANGELES	01/01/2023
Budget Type	End Date
Project	12/31/2023

▼ A. Senior/Key Person

[+ Add Senior/Key Person](#)

Figure 123 SF 424 Research & Related Budget Form Opened for Editing

NOTE: If subaward budgets are completed, the system will not calculate the budget line item F.5 for the main budget (see figure below). Total consortium costs for the main budget **MUST** be computed and entered manually into budget line item F.5.

▼ F. Other Direct Costs

Funds Requested

1. Materials and Supplies (\$)
\$ 0.00

2. Publication Costs
\$ 0.00

3. Consultant Services
\$ 0.00

4. ADP/Computer Services
\$ 0.00

5. Subawards/Consortium/ Contractual Costs
\$ 0.00

6. Equipment or Facility Rental/User Fees
\$ 0.00

7. Alterations and Renovations
\$ 0.00

8. Other Cost
Enter Other Direct Cost Description
\$ Enter Funds Requested (numeric only)

9. Other Cost
Enter Other Direct Cost Description
\$ Enter Funds Requested (numeric only)

10. Other Cost
Enter Other Direct Cost Description
\$ Enter Funds Requested (numeric only)

Total Other Direct Costs

Figure 124 SF 424 R&R Budget Form - Question F.5

H.2 Subaward Budget Form

For awards with subaward/consortium budgets, select the SF424 Research and Related Budget Subaward Budget from the dropdown menu and follow instructions for the [Subaward Budget Attachment\(s\) Form](#).

6.9 Section I – Outcomes

I.1 What were the outcomes of the award?

This component is used to provide information regarding the cumulative outcomes or findings of the project.



For NIH Section I. Outcomes will be made **publicly available**, thus allowing recipients to provide the general public with a concise summary of the cumulative outcomes or findings of the project at the end of a competitive segment. For NIH awards the length should **not** exceed half a page. In addition, for the interim or final RPPR the summary of outcomes or findings of the award must be written in the following format:

- Is written for the general public in clear, concise, and comprehensible language;
- Is suitable for dissemination to the general public, as the information may be available electronically;
- Does not include proprietary, confidential information or trade secrets

Please refer to the following link for samples of acceptable [project outcomes](#).

Per the 1993 NIH Revitalization Act, PL 103-43, enacted June 10, 1993, and the 21st Century Cures Act, PL 114-255, enacted December 13, 2016, NIH requires entities conducting NIH-defined Phase III Clinical Trials to include results of valid analyses by sex/gender, race, and ethnicity, in addition to submission in ClinicalTrials.gov.

NOTE: This section is only applicable to the Interim and Final RPPR. See [NOT-OD-17-022](#) and [NOT-OD-17-037](#).

Figure 125 Section I. Outcomes

* This section was added based on the updated version of the Federal-wide performance progress reporting format published in the Federal Register on [November 16, 2016](#).

7 Supplemental Instructions for Specific Grant RPPR Types

The *RPPR Instructions* in chapter 6, Sections A–H, apply to the following awards: D71, DP1, DP5, G08, G11, G13, P40, R00, R01, R03, R18, R21, R33, R34, R36, R37, R56, RC1, RC2,

RL1, S21, S22, SC1, SC2, SC3, U1B, UC2, UH1, UH2, UH3, **and** awards listed in Section 7.6 if they issued under SNAP. For all other awards, see Table 1 below and applicable supplemental instructions for specific grant award types that either replace or are in addition to the Instructions for RPPR Sections A–

I.

Table 1: Applicable Supplemental Instructions

Applicable Supplemental Instructions	Award Activity Codes
7.1 Individual Career Development (K) Awards	K00, K01, K02, K05, K06, K07, K08, K18, K22, K23, K24, K25, K26, K99, KL1
7.2 Fellowship Awards	F05, F30, F31, F32, F33, F99
7.3 SBIR/STTR Awards	R41, R42, R43, R44, U43, U44, UT1, UT2, SB1, UB1
7.4 Training Awards	K12, KL2, R90, RL9, T15, T32, T34, T35, T37, T90, TL1, TL4, TU2
7.5 Educational Awards	D43, DP7, K30, R13, R25, R38, RL5, T14, T36, U13, U2R
7.6 Multi-Project Awards and Single-Project Awards with Complicated Structure	G12, R34, M01, P01, P20, P2C, P30, P41, P42, P50, P51, P60, PL1, PM1, PN1, PN2, R24, R28, RM1, S06, S11, U01, U10, U19, U24, U2C, U34, U41, U42, U45, U54, U56, UC7, UL1, UM1, UM2

Table 1 Applicable Supplemental Instructions

IMPORTANT: Do Not Include Personal Identifiable Information (PII) Or Protected Health Information (PHI) In the RPPR

Sensitive PII (e.g., Social Security Number, personal financial information, Alien Registration Number) and PHI (e.g., personal medical conditions) require strict handling due to the increased risk to an individual if the data is compromised. Documents containing sensitive PII or PHI **must not** be included in the RPPR.

NIH GRANTS ONLY: Additional information on this topic can be found in this [FAQ](#) or by contacting your [IC Privacy Coordinator](#).

7.1 Individual Career Development (K) RPPRs

For Career Development Awards (i.e., K00, K01, K02, K05, K06, K07, K08, K18, K22, K23, K24, K25, K26, K76, K99, and KL1) follow the [Instructions for RPPR Sections A–I](#) in chapter 6, with the exceptions noted below:

B.4 What opportunities for training and professional development has the project provided?

Describe activities such as teaching, clinical care, professional consultation, service on advisory groups, and administrative activities. Indicate percent of time spent in each of these activities and the relationship to the awardee's research career development.

For mentored career development awards to postdoctoral researchers (e.g., K00, K01, K22, K99), indicate whether the institution uses Individual Development Plans (IDPs), and if so, describe how they were used in this reporting period to help manage the career development of the awardee (do not include the actual IDP). **This information is not required for AHRQ recipients.**

For awards that include a requirement to mentor others (e.g., K05 and K24), indicate the percent of time

devoted to mentoring activities, individuals mentored during the reporting period, the frequency and kinds of mentoring, financial and other support provided to mentees, and the productivity of the mentoring relationship.

B.6. What do you plan to do for the next reporting period to accomplish the goals?

Provide a timeline for the activities planned for the next year, including plans to apply for subsequent grant support. Recipients of transition awards (e.g., K22, K99) should report on progress in identifying an independent research position. Additionally, awardees charged with mentoring others (e.g., K05, K24) should provide information describing planned mentoring activities and proposed mentees (e.g., backgrounds, interests, professional levels, etc.) sufficient to evaluate the quality of the mentoring.

C.2. Not Applicable.

C.3. Not Applicable.

D.2.e Not Applicable.

E.1 Not Applicable.

E.2 Not Applicable.

E.3 Not Applicable.

F.1 Not Applicable.

G.2 Responsible Conduct of Research

Describe the responsible conduct of research instruction received (or instruction given as a course director, discussion leader, etc., in the case of mid-career or senior career awardees) by formal and/or informal means, during this reporting period. If instruction or participation as a course director/discussion leader occurred in a prior budget period, note the dates of occurrence. Any activities undertaken to individualize instruction appropriate to career stage should be discussed. Address the five components: Format, Subject Matter, Faculty Participation, Duration, and Frequency. Additional detailed guidance on this requirement is found in the competing application instructions.

G.3 Mentor's Report

For mentored K awards, provide a letter signed by the mentor, in PDF format, assessing the awardee's progress and performance during this reporting period, both in research and in terms of development into an independent investigator in the area of the award. Include information on the continued commitment of the required minimum professional effort by the awardee (for most mentored K awardees this will be nine person months, or 75% effort) to the career development award and the availability of support for the candidate's research project during the next budget segment. For applicable career transition awards (e.g., K22, K99), the mentor should describe the awardee's efforts to transition into a permanent research position and the mentor's contributions to that process. If required to submit letters from more than one mentor, letters should be assembled in one PDF file. For non-mentored K awards, select "Not Applicable."

G.11 Not Applicable.

G.12 Not Applicable.

H. Budget. [Applicable to non-SNAP awards only.]

H.1 Budget Form

Follow the instructions for SF 424 (R&R) for K awards in [SF424 Career Development Instructions, section K-300](#). Base the awardee's salary and fringe benefits request on a full-time, 12-month

NIH RPPR Instruction Guide

appointment following the guidelines in the appropriate career award instructions. Support for other personnel and amounts in other budget categories may be requested in accordance with applicable CDA guidelines.

NOTE: If subaward budgets are completed, the system will not calculate the budget line item F.5 for the main budget (see figure below). Total consortium costs for the main budget **MUST** be computed and entered manually into budget line item F.5.

The screenshot displays a web-based budget form for 'F. Other Direct Costs'. It lists ten categories, each with a dollar sign input field and a numeric value field. Item 5, '5. Subawards/Consortium/ Contractual Costs', is highlighted with a red rectangular box. The value for this item is currently 0.00. Below the list, there are three 'Other Cost' sections, each with a text input for description and a numeric input for funds requested. The form ends with a 'Total Other Direct Costs' label.

Category	Funds Requested (\$)
1. Materials and Supplies (\$)	0.00
2. Publication Costs	0.00
3. Consultant Services	0.00
4. ADP/Computer Services	0.00
5. Subawards/Consortium/ Contractual Costs	0.00
6. Equipment or Facility Rental/User Fees	0.00
7. Alterations and Renovations	0.00
8. Other Cost	
9. Other Cost	
10. Other Cost	
Total Other Direct Costs	

Figure 126 SF 424 R&R Budget Form - Question F.5

H.2 Subaward Budget Form

For awards with subaward/consortium budgets, the recipient may select up to 30 subaward budgets. To complete a detailed budget for a subaward/consortium, follow the [SF424 \(R&R\) Application Guide for NIH and Other PHS Agencies, Subaward Budget Attachments Form](#) for applications with a subaward or consortium.

7.2 Fellowship RPPRs

For Fellowship Awards (i.e., F05, F30, F31, F32, F33, and F99), follow the Instructions for RPPR Sections A–I in chapter 6, with the exceptions noted below:

B.4 What opportunities for training and professional development has the project provided?

Indicate whether the institution uses Individual Development Plans (IDPs), and if so, describe how they were used in this reporting period to help manage the fellow’s training (do not include the actual IDP). **This information is not required for AHRQ recipients.**

B.6 What do you plan to do during the next reporting period to accomplish the goals?

Include any course work and any important modifications to the original plans. Provide a scientific justification for any changes involving research with human subjects or vertebrate animals. A detailed description of such changes must be provided under Changes.

C.2 Not Applicable.

C.3 Not Applicable.

C.4 Not Applicable.

D.1 Not Applicable.

D.2.a Not Applicable

D.2.b Not Applicable.

D.2.e Not Applicable.

E.1 Not Applicable.

E.2 Not Applicable.

E.3 Not Applicable.

F.1 Not Applicable.

G.1 Special Notice of Award and Funding Opportunity Announcement Reporting Requirements

Ruth L. Kirschstein National Research Service Award (NRSA) Individual Fellows (i.e. F30, F31, F32, and F33, as detailed at <https://researchtraining.nih.gov/programs/fellowships>), may request childcare costs in accordance with [NOT-OD-21-074](https://www.fda.gov/oc/2021/07/21-not-od-21-074). Recipients must upload a PDF named “Childcare_Cost_Request.pdf” (without quotation marks). The attachment must specify the requested childcare costs amount and number of years requested. Applicants are strongly encouraged to request childcare costs for all remaining years that the project will be funded based on the dependent(s)’ age eligibility factor. If childcare costs were previously requested and awarded, recipients must report on their annual RPPR if childcare costs continue to be needed or not.

Recipients are not required to submit supporting documentation with each request. Recipients must maintain all supporting documentation (e.g., proof provider is licensed). NIH reserves the right to request proof at any time.

Refer to [NOT-OD-21-074](https://www.fda.gov/oc/2021/07/21-not-od-21-074) for additional information. FAQs are available at: https://grants.nih.gov/faqs#/funding_programs_childcare_costs.htm.

AHRQ Only:

AHRQ Fellowship recipients should refer to <https://grants.nih.gov/grants/guide/notice-files/NOT-HS-22-013.html> for additional information.

G.2 Responsible Conduct of Research

Describe the responsible conduct of research instruction received (or instruction given as a course director, discussion leader, etc., in the case of senior fellows) by formal and/or informal means, during this reporting period. If instruction or participation as a course director/discussion leader occurred in a prior budget period, note the dates of occurrence. Any activities undertaken to individualize instruction appropriate to career stage should be discussed. Address the five components: Format, Subject Matter, Faculty Participation, Duration, and Frequency. Additional detailed guidance on this requirement is found in the competing application instructions.

G.3 Sponsor Comments

Provide a letter signed by the sponsor, in PDF format, assessing the progress of the research training (including academic work) and the fellow's accomplishments during this reporting period. For fellowships supporting dual-degree training (e.g. F30) the sponsor should report on the fellow's progress with respect to the proposed dual-degree timeline and whether the fellow is expected to complete the requirements for the research doctoral degree in the upcoming budget period.

G.10 Not Applicable.***G.11 Not Applicable.******G.12 Not Applicable.******H. Not Applicable.*****7.3 SBIR/STTR RPPRs**

For SBIR/STTR Awards (i.e., R41, R42, R43, R44, U43, U44, UT1, UT2, SB1, and UB1), follow the Instructions for RPPR Sections A–I in chapter 6, with the exceptions noted below:

B.2 What was accomplished under these goals?

Goals is equivalent to specific aims and/or milestones.

B.3 Competitive Revisions/Administrative Supplements

For this reporting period, is there one or more Revision/Supplement associated with this award for which reporting is required?

If yes, identify the Revision(s) by grant number (e.g., 3R01CA098765-01S1) or title and describe the specific aims and/or milestones for each Revision. Include any supplements to promote or enhance diversity and re-entry, or other similar supplements to support addition of an individual or a discrete project.

B.6 What do you plan to do during the next reporting period to accomplish the goals?

Progress reports include a one-page abstract describing the research plan. Fast-Track and Phase II should include an updated commercialization plan, as necessary.

C.5.a Other products

Commercial technologies will be addressed under Impact.

E.1 Not Applicable.***E.3 What is the impact on technology transfer?***

Describe ways in which the project made an impact, or is likely to make an impact, on commercial

technology or public use, including:

- transfer of results or products to entities in government or industry;
- instances where the research has led to the initiation of a start-up company; or

adoption of new practices.

E.3.a Commercialization Activities.

Report on the status of commercialization activities resulting from the award:

- Nothing to report or select one or more of the following:
- Sales = \$___
- Licensing revenue = \$_____
- 3rd Party investment since award start (Non-federal) = \$__
- Sale of company
- Sale of technology rights
- Company merger related to product
- Joint venture agreement
- Marketing/Distribution agreement(s)
- Manufacturing agreement(s)
- R&D agreements
- Customer alliance(s)
- Other [60 character limit]

E.3.b FDA Interactions.

Report on interactions with the Food and Drug Administration during the reporting period related to the technology that is the subject of the award:

- Not applicable to this technology or select one or more of the following:
- Discussion with FDA not initiated
- Discussion with the FDA initiated
- Approval in Progress
 - Applied for approval
 - Review ongoing
 - In human clinical trials
 - Other_____
 - Approval Granted: Type _____
 - Not approved

F.1 Not Applicable.

G.1: Special Notice of Award and Funding Opportunity Announcement Reporting Requirements.

NIH requires SBIR/STTR grant recipients to submit the Life Cycle Certifications within the Interim and Final RPPR in this section. Forms must be uploaded directly and SBIR/STTR recipients should not select the “Nothing to Report” box in this section. The I-RPPR or F-RPPR will not be accepted unless all completed Life Cycle Certification(s) are received. Life Cycle Certification forms are available for SBIR and STTR applicants and awardees in fillable format at:

https://grants.nih.gov/grants/forms/manage_a_small_business_award.htm.

G.2 Not Applicable.

G.3 Not Applicable.

7.4 Training RPPRs

For Training Awards (i.e., K12, KL2, R90, RL9, T15, T32, T34, T35, T37, T90, TL1, TL4, and TU2) and multi-year funded training awards (i.e., KM1) follow the Instructions for RPPR Sections A–I in chapter 6, with the exceptions noted below.

AHRQ Recipients only: T32 recipients should consult their AHRQ Program Official for additional requirements.

B.1. What are the major goals of the project?

Provide a description of the training objectives and goals. List the major goals of the project as stated in the approved application or as approved by the agency. If the application lists milestones/target dates for important activities or phases of the project, identify these dates and show actual completion dates or the percentage of completion.

Since the last report or application, describe implementation of training and other specific programmatic objectives, and the recruitment and retention of trainees, including those from diverse groups.

B.4 What opportunities for training and professional development has the project provided?

For all awards, provide a PDF that includes a paragraph for each trainee/scholar appointed to the award summarizing his or her training and progress during the reporting period or period since the last progress report. Include the following information for each trainee/scholar, as applicable:

- Degrees working toward or received
- Mentor(s)
- Description of the trainee/scholar’s research project and progress
- Career development related activities (e.g., individualized coursework or workshops attended)
- Conference presentations
- A description of the trainee/scholar’s role in any planned or published papers resulting from research conducted while supported by this award (e.g., designed or conducted experiment, analyzed data, drafted paper)

Note that full citations of all publications arising from work conducted while the trainee/scholar was supported by the award should not be reported here, as they will be collected in Section C.1.

- Honors, awards, fellowships, and any support received during the period of training (note that support before and after the appointment is reported on Table 8 and should not be reported here)

This description should be sufficient to allow evaluation of the appointees' progress towards the goals of the training grant.

Indicate whether the institution uses Individual Development Plans (IDPs), and if so, describe how they were used to help manage the training and career development of the trainees/scholars. **This information is not required for AHRQ recipients.**

For T awards, provide updated information in Table 8A, 8B and/or 8C, reflecting new appointments and other changes over the initial reporting period or period since the last progress report .

For D43, TU2, T15, T32, T37, T90, U2R, U90, and TL1 awards, include program statistics for doctoral training in Table 8A.

In addition to the written summary of trainee/scholar activities and progress, submit a Trainee Diversity Report covering the individuals appointed to the award during the reporting period (generally not application for FIC awards). For grants that are required to make appointments through xTrain, the report must be generated electronically, either through the RPPR or through xTrain modules, and submitted for the RPPR.

Do not include the following, unless specified as Reporting Requirements in the FOA:

- Biosketches of current or former trainees/scholars;
- Any sensitive or personally identifiable information, such as photographs or other individual demographic information;
- Actual IDPs or blank IDP forms;
- Promotional material for workshops, seminars, or other events (flyers, agendas, etc.);
- Course syllabi;
- Program brochures.

For grants that are required to make appointments through xTrain, assistance with generating and submitting an automated Trainee Diversity Report within the RPPR and xTrain Module may be found at <https://era.nih.gov/grantees/submit-reports/trainee-diversity-report.htm>.

B.6 What do you plan to do during the next reporting period to accomplish the goals?

Include plans for any modification based on the findings of your internal evaluations.

C.1 Publications

Recipients must report trainee publications associated with the training award in section C.1 of the RPPR if: (1) the publication was accepted for publication or made public during the “the initial reporting period and the period since the last progress report was submitted.; and (2) the publication resulted from work conducted while a trainee was supported by the award (i.e., receiving a stipend or salary from the award). Publications resulting from work the trainee conducted while not actively supported by the training grant should not be reported in section C.1.

Trainee publications must be entered into My Bibliography to display in section C.1 of the RPPR electronic interface. PD/PIs have the option in My NCBI to hide trainee papers for which they were not involved as an author from public display. (See the [My Bibliography guide](#) for instructions on how to hide citations from display for a public collection.) PD/PIs can also create a collection in My NCBI, name the collection, make it public, and generate a public URL to share the collection with others.

C.2 Not Applicable.

C.3 Not Applicable.

C.4 Not Applicable.

C.5.b Not Applicable.

D.1 What individuals have worked on the project?

Provide or update the following information only for K12 and KL2 progress reports: (1) program director(s)/principal investigator(s) (PDs/PIs); and (2) each person who has worked at least one person month per year on the project during the reporting period, regardless of the source of compensation (a person month equals approximately 160 hours or 8.3% of annualized effort).

Do not report personnel for whom a PHS 2271 Appointment form has been submitted through xTrain. If not reporting on a K12 or KL2 award, disregard this section.

D.2.b New senior/key personnel.

Are there new training faculty?

If yes, provide biosketches and other support for all new training faculty.

E.1 Not Applicable.

E.2 Not Applicable.

E.3 Not Applicable.

F.1 Changes in approach and reasons for change

Describe changes in the program for the next budget period, including changes in training faculty. Include, as appropriate, the role of external advisory committees, significant new training content, procedures or experiences, and indicate how these aid in strengthening and realizing the objectives and goals of the program.

F.2 Not Applicable.

F.3 Significant changes to Human Subjects, Vertebrate Animals, Biohazards, and/or Select Agents

Complete this section only if the use or care of human subjects, vertebrate animals, biohazards and/or select agents is not reported under another NIH award.

G.1 Special Notice of Award and Funding Opportunity Announcement Reporting Requirements

Ruth L. Kirschstein National Research Service Award (NRSA) Institutional Training Awards supporting full-time pre- and post-doctoral trainees (i.e. T32, TL1, TU2, and T90, as detailed at <https://researchtraining.nih.gov/programs/training-grants>), will be provided funds to support childcare costs for eligible trainees in accordance with [NOT-OD-21-177](#). Recipients must upload a PDF named "Childcare_Costs.pdf" (without quotation marks). The attachment must specify the number of trainees who used childcare costs in the reporting period.

Recipients are not required to submit supporting documentation. Recipients must maintain all supporting documentation (e.g., proof provider is licensed). NIH reserves the right to request proof at any time.

Refer to [NOT-OD-21-177](#) for additional information. FAQs are available at: https://grants.nih.gov/faqs#/funding_programs_childcare_costs.htm.

AHRQ Only:

AHRQ Training grant recipients should refer to <https://grants.nih.gov/grants/guide/notice-files/NOT-HS-22-014.html> for additional information.

G.2 Responsible Conduct of Research

Describe the nature of the responsible conduct of research instruction and the extent of trainee (or scholar, in the case of the Institutional Career Development Programs) and faculty participation. Include a description of any enhancements and/or modifications to the five instructional components (Format, Subject Matter, Faculty Participation, Duration, and Frequency) from the plan described in the competing application. Faculty members who were contributors to formal instruction in responsible conduct of research during the last budget period must be named. Additional detailed guidance on this requirement is found in the competing application instructions.

G.3 Not Applicable

G.6 Human Embryonic Stem Cells (hESCs)

Complete this section only if the use of hESCs is not reported under another NIH award.

G.11 Not Applicable.

G.12 Not Applicable.

H. Budget

For training awards, recipients should select the applicable RPPR budget type (e.g., SF424 (R&R) or PHS 398 Training Budget) from the drop down menu. For a small number of NIH training programs the recipient is required to submit both the SF424 (R&R) and PHS 398 Training Budget; the RPPR will accommodate this.

H.1 Budget Form

If completing the SF424 (R&R), follow the instructions in the [SF424 \(R&R\) Application Guide for NIH and Other PHS Agencies, Section G.300 R&R Budget Form A-J](#). The budget justification should be uploaded as item K, and must include detailed justification for those line items and amounts that represent a significant change from previously recommended levels (e.g., total rebudgeting greater than 25 percent of the total award amount for this budget period).

If completing the PHS 398 Training Budget, follow the instructions in the [SF424 \(R&R\) Application Guide for NIH and Other PHS Agencies, Section G.330 Training Budget Form](#). The budget justification should be uploaded as item F, and must include detailed justification for those line items and amounts that represent a significant change from previously recommended levels (e.g., total re-budgeting greater than 25 percent of the total award amount for this budget period).

NOTE: If subaward budgets are completed, the system will not calculate the budget line item F.5 for the main budget (see figure below). Total consortium costs for the main budget **MUST** be computed and entered manually into budget line item F.5.

▼ F. Other Direct Costs

Funds Requested

1. Materials and Supplies (\$)
\$ 0.00

2. Publication Costs
\$ 0.00

3. Consultant Services
\$ 0.00

4. ADP/Computer Services
\$ 0.00

5. Subawards/Consortium/ Contractual Costs
\$ 0.00

6. Equipment or Facility Rental/User Fees
\$ 0.00

7. Alterations and Renovations
\$ 0.00

8. Other Cost
Enter Other Direct Cost Description
\$ Enter Funds Requested (numeric only)

9. Other Cost
Enter Other Direct Cost Description
\$ Enter Funds Requested (numeric only)

10. Other Cost
Enter Other Direct Cost Description
\$ Enter Funds Requested (numeric only)

Total Other Direct Costs

Figure 127 SF 424 R&R Budget Form - Question F.5

H.2 Subaward Budget Form

For awards with subaward/consortium budgets, the recipient may select up to 30 subaward budgets. To complete a detailed budget for a subaward/consortium, follow the [SF424 \(R&R\) Application Guide for NIH and Other PHS Agencies](#).

7.5 Education RPPRs

For Education Awards (i.e., D43, DP7, K30, R13, R25, R38, RL5, T14, T36, U13, and U2R), follow the Instructions for RPPR Sections A–I in chapter 6, with the exceptions noted below:

B.4 What opportunities for training and professional development has the project provided?

Describe opportunities for training and professional development provided to anyone who worked on the project or anyone who was involved in the activities supported by the project. *Training* activities are those in which individuals with advanced professional skills and experience assist others in attaining greater proficiency. Training activities may include, for example, courses or one-on-one work with a

mentor. *Professional development* activities result in increased knowledge or skill in one's area of expertise and may include workshops, conferences, seminars, study groups, and individual study. Include participation in conferences, workshops, and seminars not listed under major activities.

Programs that involve participants should also provide the following information, as applicable:

- A completed Training Diversity Report covering the individuals appointed to the award during the reporting period (generally not applicable for FIC awards). For Education Awards that are required to make appointments through xTrain, the report must be generated electronically, either through the xTrain or RPPR modules, and submitted for the RPPR. For Education Awards that are not required to make appointments through xTrain, but for which there are identifiable participants (e.g., awards that support participants for less than 8 weeks), the report must be generated manually, using the format page available at <http://grants.nih.gov/grants/funding/2590/2590.htm>.
- If relevant to the goals of the program, indicate whether the institution uses Individual Development Plans (IDPs) for graduate students and postdoctoral researchers, and if so, describe how they were used to help manage the training and career development of participants (do not include actual IDPs). **This information is not required for AHRQ recipients.**
- Recipients with NIH grant awards with the following activity codes are required to provide program statistics for doctoral training in Table 8A: D43 and U2R.

C.3. Not Applicable.

C.4 Not Applicable.

C.5.b Not Applicable.

E.1 What is the impact on the development of human resources?

Describe how the project made an impact or is likely to make an impact on human resource development in science, engineering, and technology. For example, how has the project: 1) provided opportunities for research and teaching in the relevant fields; 2) improved the performance, skills, or attitudes of members of underrepresented groups that will improve their access to or retention in research, teaching, or other related professions; 3) developed and disseminated new educational materials or provided scholarships; or 4) provided exposure to science and technology for practitioners, teachers, young people, or other members of the public?

E.2 Not Applicable.

E.3 Not Applicable

F.1 Changes in approach and reasons for change

Describe changes for the next budget period. Include, as appropriate, the role of external advisory committees, significant new content, procedures or experiences, and indicate how these aid in strengthening and realizing the objectives and goals of the award.

G.2 Responsible Conduct of Research

If required in the FOA for this award, describe the nature of the responsible conduct of research instruction and the extent of participant and faculty involvement. Include a description of any enhancements and/or modifications to the five instructional components (Format, Subject Matter, Faculty Participation, Duration, and Frequency) from the plan described in the competing application. Faculty members who were contributors to formal instruction in responsible conduct of research during

the last budget period must be named. Additional detailed guidance on this requirement is found in the competing application instructions.

G.3 Not Applicable.

G.12 F&A Costs [Applicable to SNAP awards only.]

7.6 Multi-Project RPPRs and Single-Project RPPRs with Complicated Structure

For the purposes of the RPPR, the following activity codes are always categorized as multiproject awards or single-project awards with complicated structures: G12, M01, P01, P20, P2C, P30, P41, P42, P50, P51, P60, PL1, PM1, PN1, PN2, R24, R28, RM1, S06, S11, U01, U10, U19, U24, U2C, U34, U41, U42, U45, U54, U56, UC7, UL1, UM1, and UM2. These

activity codes awards may or may not include multiple components (projects, cores), but they all could potentially include multiple components. For multi-project awards, the recipient will follow the instructions for the overall portion of the RPPR below and for *each* component of the RPPR the recipient will follow the instructions under component instructions in section 7.6.2.

The Instructions for RPPR Sections A–I in chapter 6 are applicable to these activity codes (even if the award does not include multiple components) with the following exceptions.

7.6.1 Overall

B.1 What are the major goals of the project?

Emphasize the synergy, collaboration and integration of major activities of the project. Report the major goals specific to an individual component under that component.

B.2 What was accomplished under these goals?

For this reporting period describe for the overall award: 1) major activities; 2) significant results, including major findings, developments, or conclusions (both positive and negative), and 3) key outcomes or other achievements. Include a discussion of stated goals not met. Report the accomplishments of individual projects and cores under that component.

B.3 Is there one or more Revision associated with this award or a project under this award for which reporting is required?

If the Revision is associated with a specific project or core, identify the component.

B.5 How have the results been disseminated to communities of interest?

If there are individual projects/cores designed to disseminate information or conduct outreach activities, report those activities under that component.

B.6 What do you plan to do during the next reporting period to accomplish the goals?

Report goals and objectives of individual projects or cores under that component.

C.5.a Other products

Identify any other significant products that were developed under the overall project. Report other products and resources resulting from an individual project or core under that component.

C.5.b Resource sharing

Report resource sharing for an individual project or core under that component.

D.1 Participants

NIH RPPR Instruction Guide

In addition to the instructions in [Section D – Participants](#), specify the component(s) on which the individual worked by clicking a participant’s three-dot ellipsis icon and clicking **Edit**, which opens a popup. This personnel information is for the entire project. Use the Ctrl key to select multiple components.

The screenshot shows the 'D. Participants' section of the NIH RPPR system. It includes a 'Tips & Notes' section with instructions on saving changes and flattening PDF files. Below this is the 'Overall' section, which contains a dropdown for 'D.1 What individuals have worked on the project?'. This section provides instructions on how to enter participant information, including their role, degree, and the components they worked on. A table of participants is displayed, with 8 results shown. The table has columns for Name, Commons ID, S/K, Degree(s), Role, Person Months (Calendar, Academic, Summer), Foreign Affiliation (Org, Foreign Country), SS, and Component. A red box highlights the 'Component' dropdown menu for the first participant, 'Mage, Barb', which is currently set to 'Not Applicable'. The dropdown menu is open, showing a list of components: Admin Core-5207, Admin Core-5208, Admin Core-5209, Core-5201 Core-5202, Core-5203 Core-5204, Core-5205 Core-5206, Core-5210 Project-5211, and Training-5212.

D. Participants

Tips & Notes:

- Alert:** Please save all changes before leaving the page.
- Reminder:** All PDF files should be flattened before uploading to ensure successful submission. See instructions on how to flatten PDF [here](#).

THE FOLLOWING DOES NOT APPLY TO FELLOWSHIPS:

- For NIH awards, Commons IDs are now required for individuals with the Undergraduate, Graduate Student, and Postdoctoral roles.
- Additionally, individuals with these roles on a project are required to complete the following fields in the Commons Personal Profile: Date of Birth, Gender, Ethnicity and Race, Disability, and Citizenship Status. For the Gender, Race and Ethnicity, and Disability fields, one of the acceptable responses is 'Do not wish to provide'. Individuals with a Graduate Student role must enter at least one degree, and those with a Postdoctoral role must enter a doctoral degree. The profile must also include the name of institution issuing the degree.

Overall Expand/Collapse All

D.1 What individuals have worked on the project?

Provide the following information for:

- program director(s)/principal investigator(s) (PDs/PIs); and
- each person who has worked at least one person month per year on the project during the reporting period, regardless of the source of compensation (a person month equals approximately 160 hours or 8.3% of annualized effort). Specify the component(s) on which the individual worked in the appropriate text box. This personnel information is for the entire project.

Provide the name and identify the role the person played in the project. Indicate the nearest whole person month (Calendar, Academic, Summer) that the individual worked on the project. Show the most senior role in which the person has worked on the project for any significant length of time. For example, If an undergraduate student graduates, enters graduate school, and continues to work on the project, show that person as a graduate student.

Instructions

- An individual's Commons user ID may be used to partially populate his or her information.
- A Commons ID is required for all individuals with a postdoctoral role and/or supported by a Reentry or Diversity Supplement
- Individuals with a postdoctoral-like role should be identified as "Postdoctoral (scholar, fellow, or other postdoctoral position)."
- Do not include Other Significant Contributors who are not committing any specified measurable effort to this project.
- Do not report personnel for whom a PHS 2271 Appointment form has been submitted through xTRAIN.
- Required fields are marked with an *.

+ Add Participant

Filter Table 8 Results Download Grid 1 of 1

Name	Commons ID	S/K	Degree(s)	Role	Person Months			Foreign Affiliation		SS	Component
					Calendar	Academic	Summer	Org	Foreign Country		
Mage, Barb	MAGAL	N	PHD	Staff scientist (Doctoral level)	12	0	0			Not Applicable	Admin Core-5207 Admin Core-5208 Admin Core-5209 Core-5201 Core-5202 Core-5203 Core-5204 Core-5205 Core-5206 Core-5210 Project-5211 Training-5212
Boe, Carl	BOE3012	N		Statistician	0	0	0			Not	

Figure 128 D.1 Specifying the Components for an Added Individual

D.2 Personnel Updates

Personnel questions (D.2.a.-e.) are applicable to entire project. For D.2.b, new senior/key personnel, identify the component(s) on which the individuals worked or will work. For D.2.e, new other significant contributors, identify the component(s) on which the individual worked or will work.

E.1 Not Applicable.

E.3 Not Applicable.

F.1 Not Applicable.

F.3 Significant changes to Human Subjects, Vertebrate Animals, Biohazards, and/or Select Agents.

If there are changes in any of the following areas, check the appropriate box and provide a description of the changes. If applicable, report the change under the relevant component.

G.2 Not Applicable.

G.3 Not Applicable.

G.12 F&A Costs [Applicable to SNAP awards only.]

H. Budget

For multi-project RPPRs complete the budget for each component and for each subaward; see the section in this document titled, “7.6 Multi-Project RPPRs and Single-Project RPPRs with Complicated Structure“. A summary budget will be system-generated based on the budgets completed for the components and will be included in the final .pdf submitted to the Agency. The composite budget summaries will reflect the direct costs for the recipient. Although the direct and indirect costs for subawards are direct costs to the recipient institutions, these costs will be listed as a separate line item, called “consortium” and will include all consortium costs. The total consortium costs for the summary budget are automatically calculated by the system and reflect the sum of the consortium costs (budget line item F.5 of the project budget) for the project budgets with the grantee institution UEI and the total direct and indirect costs (budget line item I.) for project budgets with a UEI different from that of the recipient institution.

H.1 Budget Form [Single-Project RPPRs with Complicated Structure only]

For Single-Project RPPRs with Complicated Structure , follow the instructions in the [SF424 \(R&R\) Application Guide for NIH and Other PHS Agencies](#). The budget justification should be uploaded as item L, and must include detailed justification for those line items and amounts that represent a significant change from previously recommended levels (e.g., total re-budgeting greater than 25 percent of the total award amount for this budget period).

NOTE: If subaward budgets are completed, the system will not calculate the budget line item F.5 for the main budget (see figure below). Total consortium costs for the main budget **MUST** be computed and entered manually into budget line item F.5.

▼ F. Other Direct Costs

Funds Requested

1. Materials and Supplies (\$)
\$ 0.00

2. Publication Costs
\$ 0.00

3. Consultant Services
\$ 0.00

4. ADP/Computer Services
\$ 0.00

5. Subawards/Consortium/ Contractual Costs
\$ 0.00

6. Equipment or Facility Rental/User Fees
\$ 0.00

7. Alterations and Renovations
\$ 0.00

8. Other Cost
Enter Other Direct Cost Description
\$ Enter Funds Requested (numeric only)

9. Other Cost
Enter Other Direct Cost Description
\$ Enter Funds Requested (numeric only)

10. Other Cost
Enter Other Direct Cost Description
\$ Enter Funds Requested (numeric only)

Total Other Direct Costs

Figure 129 SF 424 R&R Budget Form - Question F.5

H.2 Subaward Budget Form[Single-Project RPPRs with Complicated Structure only]

For awards with subaward/consortium budgets, the recipient may select up to 30 subaward budgets. To complete a detailed budget for a subaward/consortium, follow the instructions for R&R Subaward Budget Attachments Form in Multi-Project Instructions in follow the [SF424 \(R&R\) Application Guide for NIH and Other PHS Agencies](#).

7.6.2 Component Instructions

For *each* component, click the **Add Component** button, and complete the instructions. The Instructions for RPPR Sections A–I in chapter 6 are applicable to each individual component with the following exceptions:

A. Provide the title or identifying number of the component.

A.1 Provide the name, email, phone number and address of the PI of the component.

The screenshot shows the 'A. Cover Page' for Component ID Admin Core-5207. The page is part of the eRA (Electronic Research Administration) system, as indicated by the header. The navigation menu includes RPPR, Grant List, Rppr Menu, A Cover Page (selected), B Accomplishments, C Products, D Participants, E Impact, F Changes, G Special Reporting Req, and H Budget. The main content area is titled 'A. Cover Page' and includes a question mark icon. Below the title, the Component ID is 'Admin Core-5207' and there is an 'Expand/Collapse All' link. The form is organized into several sections:

- Award Information:** Includes 'Award Number' (5P30AG010000-28) and 'Project Title' (Center on Aging). A separate box indicates 'A.4 Not Applicable'.
- A.1 Program Director/Principal Investigator (PD/PI) Information:** Includes 'Name' (DOWHAT, WILL), 'E-mail' (eRATest@mail.nih.gov), and 'Phone:' ((555) 555-5439). Below this, 'A.1.a Not Applicable' is shown.
- A.1.b Component Project Information:** Includes 'Component Project Title' (Core G), a note about Commons user ID, 'eRA Commons UserID' (with a 'Populate from Profile' button), and 'Component Project Lead Name:' (LastName, FirstName Middle Name (e.g.: Brown, John P)).
- Below A.1.b, there are two more 'Not Applicable' boxes: 'A.2 Not Applicable' and 'A.3 Not Applicable'.

At the bottom right of the form, there are 'Cancel' and 'Save' buttons.

Figure 130 Sample of Section A. Cover Page for a Component

B.3 Not Applicable.

B.5 How have the results been disseminated to communities of interest?

Reporting the routine dissemination of information (e.g., websites, press releases) is not required. If the Component is not designed to disseminate information to the public or conduct similar outreach activities, select **Nothing to Report**. If the Component is designed to disseminate information or conduct outreach activities, report those activities here. Note that scientific publications and the sharing of research resources will be reported under *Products*.

C.1 Not Applicable.

C.2 Not Applicable.

C.4 Not Applicable.

D. Not Applicable.

E.1 Not Applicable.

E.2 Not Applicable.

E.3 What is the impact on technology transfer?

Describe ways in which the component made an impact, or is likely to make an impact, on commercial technology or public use, including:

- transfer of results to entities in government or industry;
- instances where the research has led to the initiation of a start-up company; or adoption of new practices.

E.4 Not Applicable.

F.1 Not Applicable.

G.1 Not Applicable.

G.2 Not Applicable.

G.3 Not Applicable.

G.5 Not Applicable.

G.7 Not Applicable.

G.8 Not Applicable.

G.9 Not Applicable.

G.10 Not Applicable.

G.11 Not Applicable.

G.12 Not Applicable.

H. Budget

H.1 Budget Form [Multi-Project RPPRs only]

When a recipient institution is the lead on the Component, follow the instructions in the [SF424 \(R&R\) Application Guide for NIH and Other PHS Agencies](#), and take note of the “Additional Instructions for Multi-Project” instructions. The budget justification should be uploaded as item L, and must include detailed justification for those line items and amounts that represent a significant change from previously recommended levels (e.g., total re-budgeting greater than 25 percent of the total award amount for this budget period).

When a collaborating institution is the lead on the Component, the information from the collaborating institution should be used to complete the project budget, following the instructions in the [Application Guide for NIH and Other PHS Agencies](#).

For a multi-component grant, the component’s UEI and organization name are prepopulated with the grantee organization’s data, but both the **Unique Entity Identifier** and **Organization Name** fields are editable, so you can choose to change them.

NOTE: If subaward budgets are completed, the system will not calculate the budget line item F.5 for the main budget (see figure below). Total consortium costs for the main budget **MUST** be computed and entered manually into budget line item F.5.

▼ F. Other Direct Costs

Funds Requested

1. Materials and Supplies (\$)
\$ 0.00

2. Publication Costs
\$ 0.00

3. Consultant Services
\$ 0.00

4. ADP/Computer Services
\$ 0.00

5. Subawards/Consortium/ Contractual Costs
\$ 0.00

6. Equipment or Facility Rental/User Fees
\$ 0.00

7. Alterations and Renovations
\$ 0.00

8. Other Cost
Enter Other Direct Cost Description
\$ Enter Funds Requested (numeric only)

9. Other Cost
Enter Other Direct Cost Description
\$ Enter Funds Requested (numeric only)

10. Other Cost
Enter Other Direct Cost Description
\$ Enter Funds Requested (numeric only)

Total Other Direct Costs

Figure 131 SF 424 R&R Budget Form - Question F.5

H.2 Subaward Budget Form [Multi-Project RPPRs only]

If the component has subaward/consortium budgets, follow the [SF424 \(R&R\) Application Guide for NIH and Other PHS Agencies instructions for the R&R Subaward Budget Attachment\(s\) Form](#).

8 Assurances/Certifications

The list of Assurances, and Certifications, and other Policies to which applicants and recipients must comply, which apply to progress reports submitted to NIH and other PHS agencies, are referenced in the NIH Grants Policy Statement (<http://grants.nih.gov/grants/policy/policy.htm>), or the HHS Grants Policy Statement (<https://www.hhs.gov/sites/default/files/grants/grants/policies-regulations/hhsgps107.pdf>), as applicable.

The policies, assurances and certifications listed may or may not be applicable to the project, program,

or type of applicant organization. If unable to certify compliance, provide an explanation and upload it in G.1 Special Notice of Award and Funding Opportunity Announcement Reporting Requirements.

Submission of the RPPR to the agency includes the following certification:

In submitting this Progress Report, the SO (or PD/PI with delegated authority), certifies that the awardee organization is in compliance with the terms and conditions specified in the Notice of Award and Awards Policy Statement, and verifies the accuracy and validity of all administrative, fiscal, and scientific information in the progress report. The SO (or PD/PI with delegated authority) further certifies that the awardee organization will be accountable for the appropriate use of any funds awarded and for the performance of the award-supported project or activities resulting from the progress report. Deliberate withholding, falsification, or misrepresentation of information could result in administrative actions such as withdrawal of a progress report, suspension and/or termination of an award, debarment of individuals, as well as possible criminal penalties. The awardee institution may be liable for the reimbursement of funds associated with any inappropriate or fraudulent conduct of the project activity.

9 Government Use of Information Under the Privacy Act

Privacy Act Statement. The NIH maintains application and grant records as part of a system of records as defined by the Privacy Act: NIH 09-25-0036, *Extramural Awards and Chartered Advisory Committees (IMPAC 2)*, *Contract Information (DCIS)*, and *Cooperative Agreement Information*, HHS/NIH: [Federal Register record of the Privacy Act 09-25-0036](#).