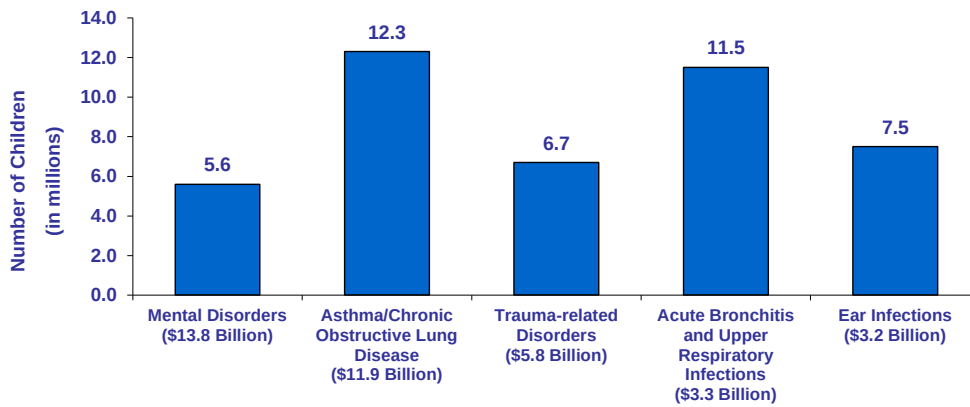


# What MEPS tells us about . . . children



## Number of children aged 0-17 with expenses for the top five most costly conditions (2011)



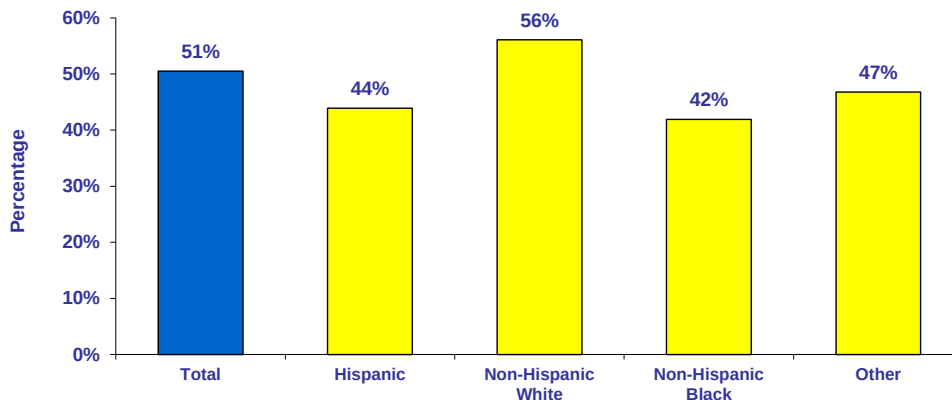
Source: Center for Financing, Access, and Cost Trends, AHRQ, Household Component of the Medical Expenditure Panel Survey 2011

- Of the five most costly conditions for children, mental disorders affect the fewest children but account for most of the spending.
- The least expensive condition to treat for children is ear infections.
- Almost 24 million children had some type of respiratory condition in 2011, and about half of those kids had Asthma or similar chronic respiratory condition.

# What MEPS tells us about ... children



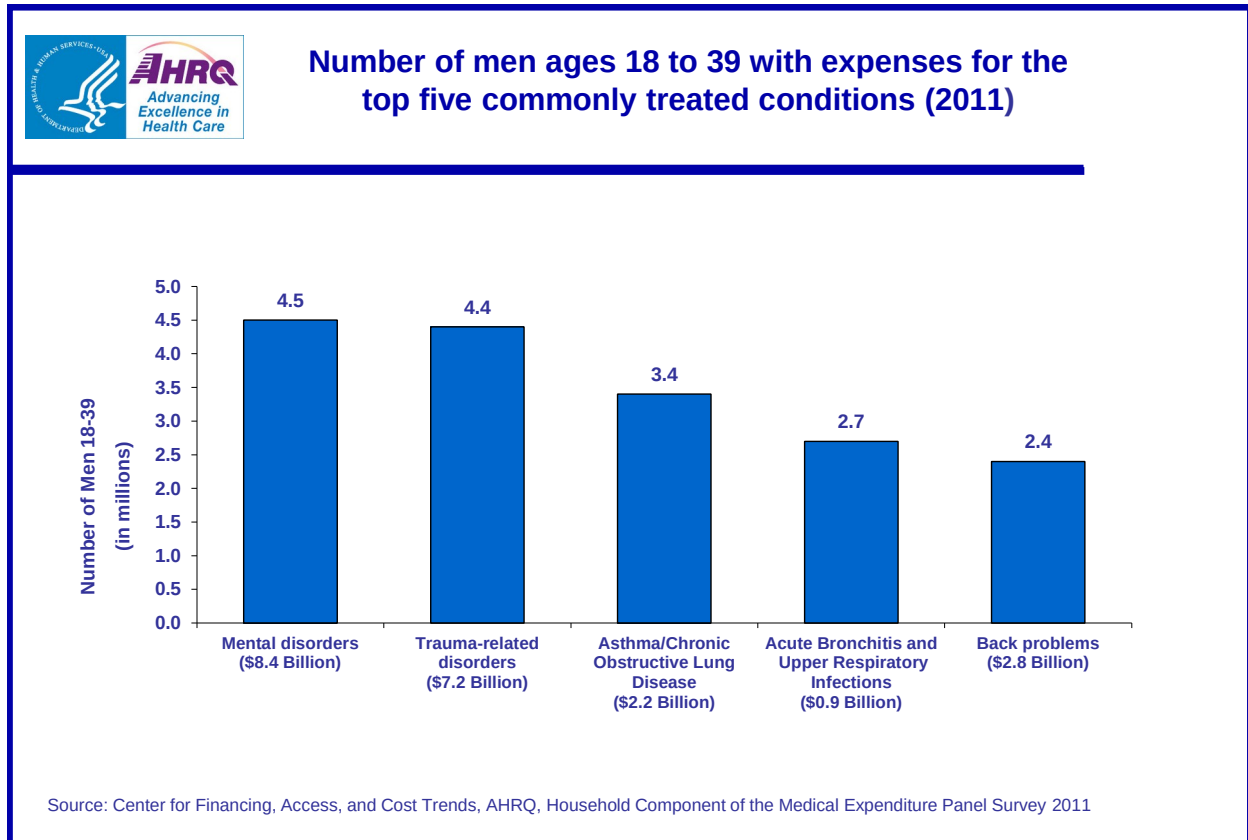
Percent of children ages 2-17 reported to have at least one dental checkup in 2011 by race



Source: Center for Financing, Access, and Cost Trends, AHRQ, Household Component of the Medical Expenditure Panel Survey 2011

- General guidelines suggest children 2 years old and older visit the dentist two times a year.
- However, in 2011, only about half of all children in that age group had at least one dental checkup. Which means about half of 2 – 17 year old children did not have any dental check-ups in 2011.
- In 2011, there was little variation by race or ethnicity in the percentage of children with at least one dental check-up.
- A little less than half of Hispanic children and black children reported having at least one dental check-up in 2011.
- A little over half of white, non-Hispanic children had at least one dental checkup in 2011.

# What MEPS tells us about ... young men

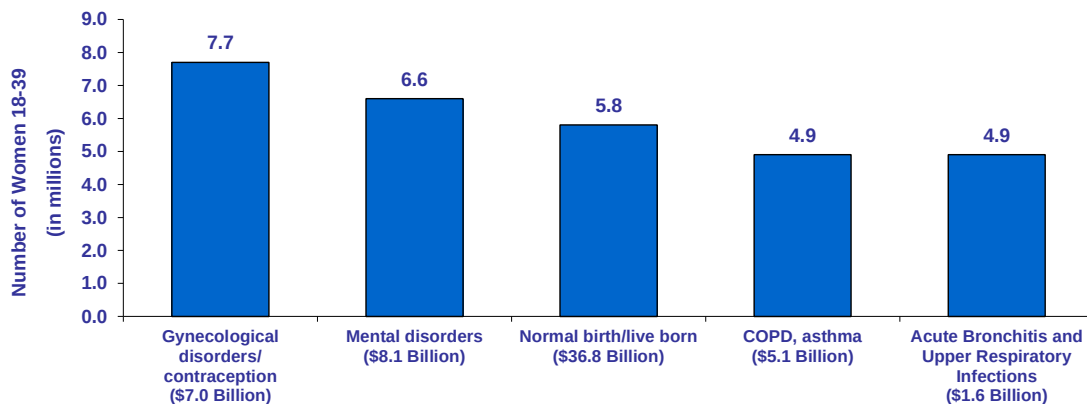


- In 2011, slightly more men between 18 and 39 received treatment for mental conditions than trauma related disorders, such as injuries from car accidents or sports.
- For men ages 18 to 39, it cost a little over 1 billion more dollars to treat mental disorders than trauma related disorders such as injuries from car accidents or sports.
- In 2011, treating trauma-related disorders in men 18-39 years old cost more than treating asthma and bronchitis combined.

# What MEPS tells us about ... young women



## Number of women ages 18 to 39 with expenses for the top five commonly treated conditions (2011)



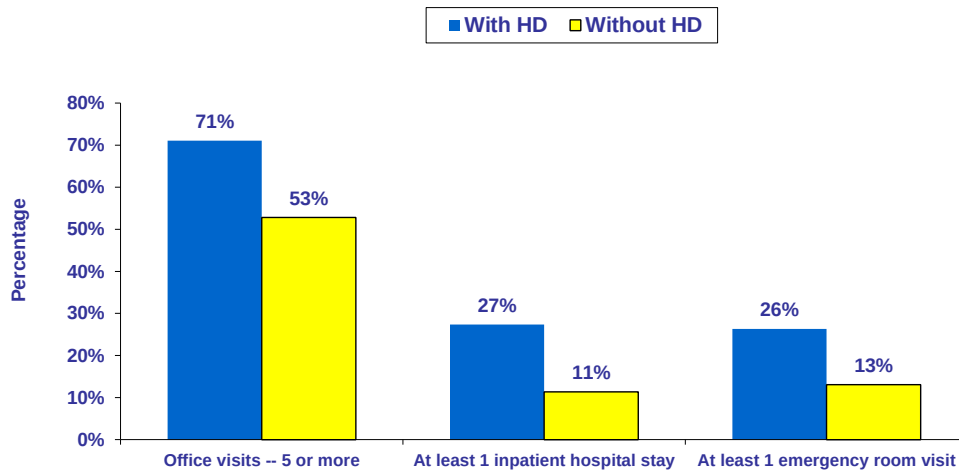
Source: Center for Financing, Access, and Cost Trends, AHRQ, Household Component of the Medical Expenditure Panel Survey 2011

- In 2011, more money was spent on care associated with child birth than other health care for women ages 18-39.
- However, almost 2 million more women between the ages of 18-39 received gynecological care, including contraception, than women who gave birth.
- In 2011, for women ages 18 to 39, giving birth cost nearly \$29 billion more than care for mental disorders, the second most costly condition.

# What MEPS tells us about ... seniors



## Percent of adults 65 and older, with and without heart disease who experienced these events (2010)



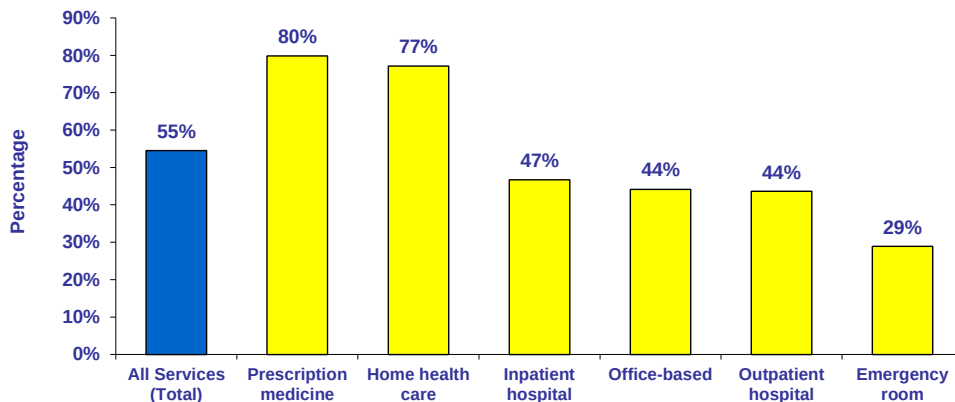
Source: Center for Financing, Access, and Cost Trends, AHRQ, Household Component of the Medical Expenditure Panel Survey 2010

- Over half of all adults 65 and older had 5 or more visits to a health provider office in 2010.
- More than 2/3 of seniors with heart disease saw a health care provider 5 or more times in 2010.
- In 2010, adults ages 65 or older with heart disease were two times more likely to have at least one emergency room visit than seniors without heart disease.
- For adults ages 65 or older, having heart disease meant you were much more likely than those without heart disease to have a large number of office visits, inpatient hospital stays and emergency room visits.

# What MEPS tells us about ... chronic conditions



For each type of service, percent of expenditures dedicated to treating chronic conditions  
Adults ages 18 and older (2011)



Note: Estimates do not include expenses for dental care and other medical equipment and services

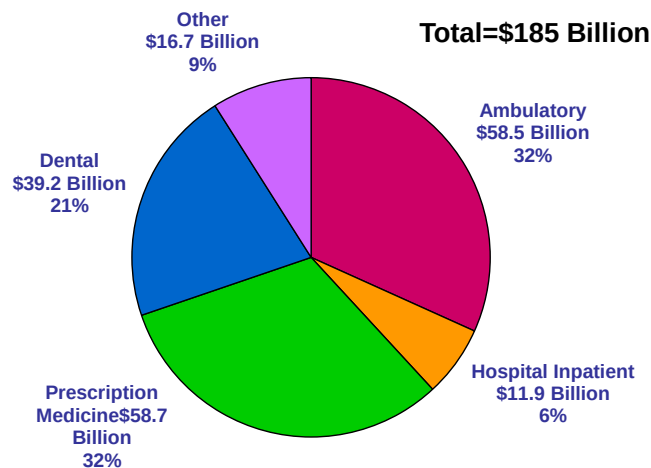
Source: Center for Financing, Access, and Cost Trends, AHRQ, Household Component of the Medical Expenditure Panel Survey 2011

- Over half of all money spent on health care for adults is for treating chronic conditions (55%) such as diabetes or asthma.
- 80% of all money spent on prescription medicines was for treating chronic conditions.
- A little more than 3/4 of all money spent on home health care was for treating chronic conditions.
- Less than 1/3 of all money spent on emergency room visits is associated with treating chronic conditions.

# What MEPS tells us about ... chronic conditions



## Share of total expenditures on chronic conditions for adults ages 18 and older, by type of service (2011)



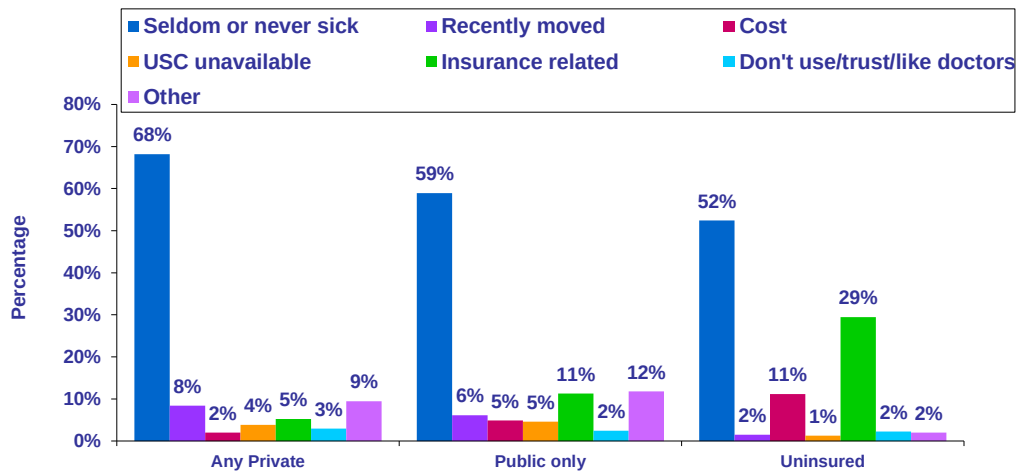
Source: Center for Financing, Access, and Cost Trends, AHRQ, Household Component of the Medical Expenditure Panel Survey 2011

- Together ambulatory care (care received other than as a hospital stay) and prescription medicine make up nearly two thirds of all money spent for treating chronic conditions for adults ages 18 or older.
- In 2011, for adults with chronic conditions, about 27 billion more dollars were spent on dental care than hospital inpatient stays.
- Only 6% of expenditures on adults with chronic conditions are for inpatient hospital stays.

# What MEPS tells us about ... usual care



## Main reason for not having a usual health care provider by full year insurance status (2011)



Source: Center for Financing, Access, and Cost Trends, AHRQ, Household Component of the Medical Expenditure Panel Survey 2011

- Most people who do not have a usual health care provider say it is because they seldom or rarely get sick, regardless of their insurance status.
- Among the uninsured, cost is another reason for not having a usual health care provider.