

CARES Act 2020
CIL CARES Act Program Performance
for

Centers for Independent Living Pro
(Title VII, Chapter 1, Part C of the Rehabilitation Act

OMB Control 0985-0061 Expires January 31, 2022

Fiscal Year	
Grant #:	
Name of Center	
Acronym for Center (if applicable)	
State:	

SUBPART I - ADMINISTRATIVE DATA

Section A- Funding

Item 1 - CARES Act funds received and expended

(A) CARES Act funds received	
(B) CARES Act funds drawn during the previous period	
(C) CARES Act funds drawn during the period	
(D) CARES Act funds remaining	\$0

Section B - Number of Consumers Served During the Reporting Year with CARES Act fundin

	# of CSRs
(1) Enter the number of <u>active</u> CSRs carried over from September 30 of the preceding reporting year (only applicable in Year 2)	0
(2) Enter the number of CSRs started since the beginning of the reporting year	235
(3) Add lines (A) and (2) to get the total number of consumers served	235

Section C - Age

Indicate the number of consumers in each category below.

	# of Consumers
(1) Under 5 years old	
(2) Ages 5 - 19	
(3) Ages 20 - 24	
(4) Ages 25 - 59	
(5) Age 60 and Older	
(6) Age unavailable	

Section D - Sex

Indicate the number of consumers in each category below.

	# of Consumers
(1) Number of Females served	
(2) Number of Males served	

Section E - Race and Ethnicity

Indicate the number of consumers served in each category below. *Each consumer may be a Program Performance Report, even if the consumer reported more than one race and/or Hi*

Please refer to the Instructions before completing.

	# of Consumers
(1) American Indian or Alaska Native	
(2) Asian	
(3) Black or African American	
(4) Native Hawaiian or Other Pacific Islander	
(5) White	
(6) Hispanic/Latino of any race or Hispanic/Latino only	
(7) Two or more races	
(8) Race and ethnicity unknown	

Section F - Disability

Indicate the number of consumers in each category below.

	# of Consumers
(1) Cognitive	
(2) Mental/Emotional	
(3) Physical	
(4) Hearing	
(5) Vision	
(6) Multiple Disabilities	
(7) Other	

SubPart III - Individual Services and Achievements

Section A - Individual Services

For the reporting year, indicate in the table below how many consumers requested and rece

Services	Consumers Requesting Services
(A) Advocacy/Legal Services	

(B) Assistive Technology	
(C) Counseling and Related Services	
(D) Housing, Home Modifications, and Shelter Services	
(E) IL Skills Training and Life Skills Training	
(F) Information and Referral Services	
(G) Peer Counseling Services	
(H) Personal Assistance Services	
(i) Physical Restoration Services	
(J) Preventive Services	
(K) Rehabilitation Technology Services	
(L) Transportation Services	
(M) Other Services (explain in narrative XXX below)	

Section B- Additional Information Concerning Individual Services or Achievements

Please provide any additional description or explanation concerning individual services or achievements, success stories and/or major obstacles encountered.

SUBPART IV

Section A

Item 4 - Equal Access

(B) Equal Access for Individuals with Disabilities - Briefly describe how, during the reporting period, you promote the equal access to all services, programs, activities, resources, and facilities in your service area, for individuals with significant disabilities. Equal access, for the purposes of this indicator, is provided in the center's service area to individuals with significant disabilities without disabilities is provided in the center's service area to individuals with significant disabilities.

--

Section D

Item 1 - Community Activities Table

In the table provided give a summary of the community activities involving the CIL board members needed.

Issue Area	Activity Type

Item 2 - Description of Community Activities

For the community activities mentioned above, provide additional details such as the role of any partner organizations, and further descriptions of the specific activities, services and benefits.


SUBPART VII - ADDITIONAL INFORMATION

Section A - Other Accomplishments, Activities and Challenges

Describe any additional significant accomplishments, activities and/or challenges not include practices, improved service delivery to consumers, etc.

Section B - Additional Information

Provide additional information, comments, explanations or suggestions not included elsewhere



According to the Paperwork Reduction Act of 1995, no persons are required to respond to a valid OMB control number (OMB 0985-0061). Public reporting burden for this collection response, including time for gathering and maintaining the data needed and completing and reviewing the collection of information, is estimated to average 15 minutes per response. Send comments regarding this burden estimate or any aspect of this collection of information, including suggestions for reducing this burden, to Washington Headquarters Service, Paperwork Project (0142-0002), Washington, DC 20503.

Report

**gram
of 1973, as amended)**

ig

ounted under **ONLY ONE** of the following categories in the
ispanic/Latino ethnicity).

ived each of the following services.

Consumers Receiving Services

achievements reported in subpart III, including outstanding

--


year, the CIL has advocated for and conducted activities that
equity, whether public or private, and regardless of funding
source, means that the same access provided to individuals
with disabilities.

--


members or staff during the reporting year. Add more rows as

Hours Spent	Objective(s)	Outcomes(s)


the CIL staff board members and/or consumers, names of
benefits.



d elsewhere in the report, e.g. brief summaries of innovative



are in the report.



a collection of information unless such collection displays
of information is estimated to average 46 hours per
id reviewing the collection of information. The obligation