

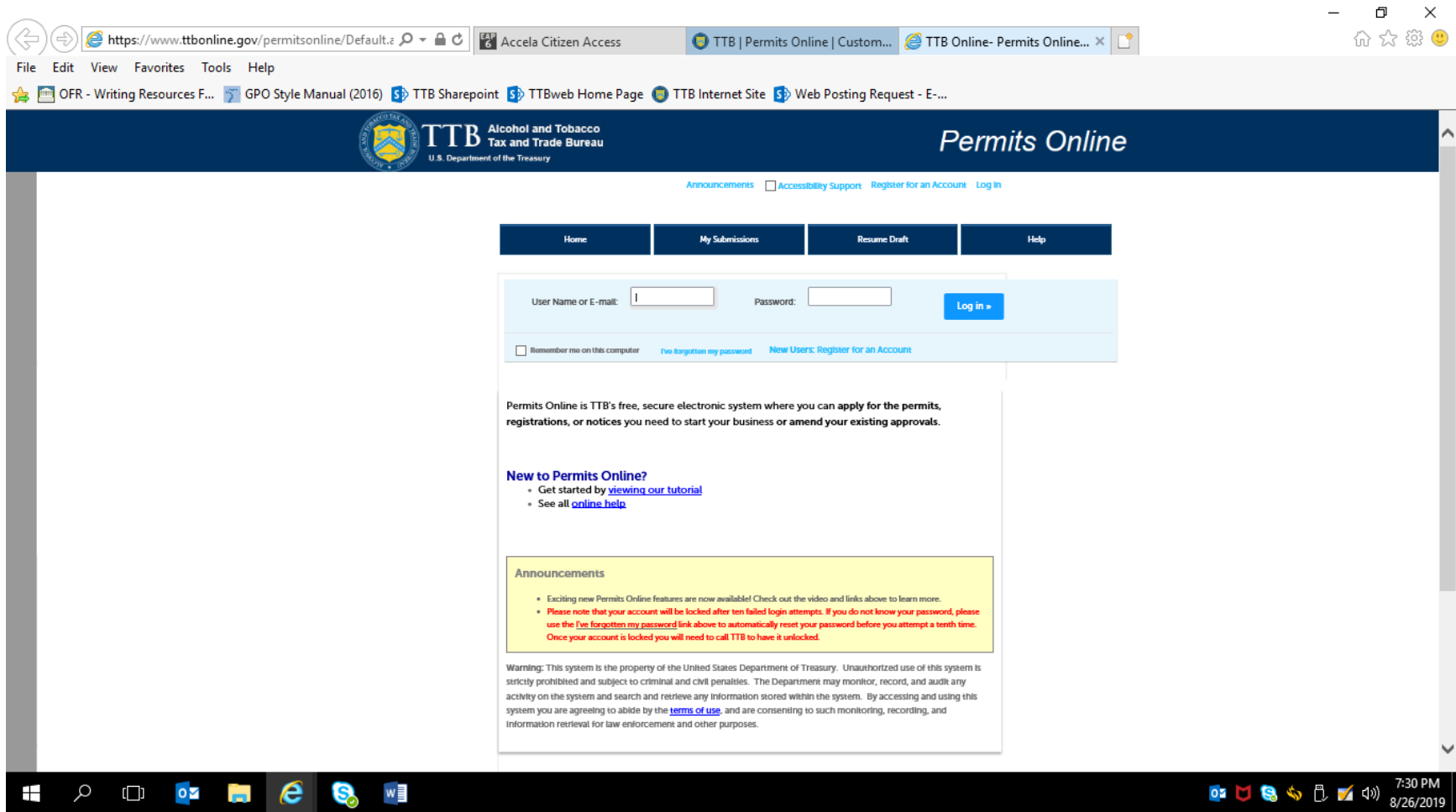
## **Permits Online (PONL)**

# **Amended Manufacturer of Processed Tobacco or Tobacco Products, or New Tobacco Export Warehouse, Permit Applications**

The following PONL screens are equivalent to form TTB F 5200.16, Application for Amended Permit to Manufacture Tobacco Products or Processed Tobacco or to Operate an Export Warehouse.

## Screens Common to All Amended Tobacco Industry Permit Applications:

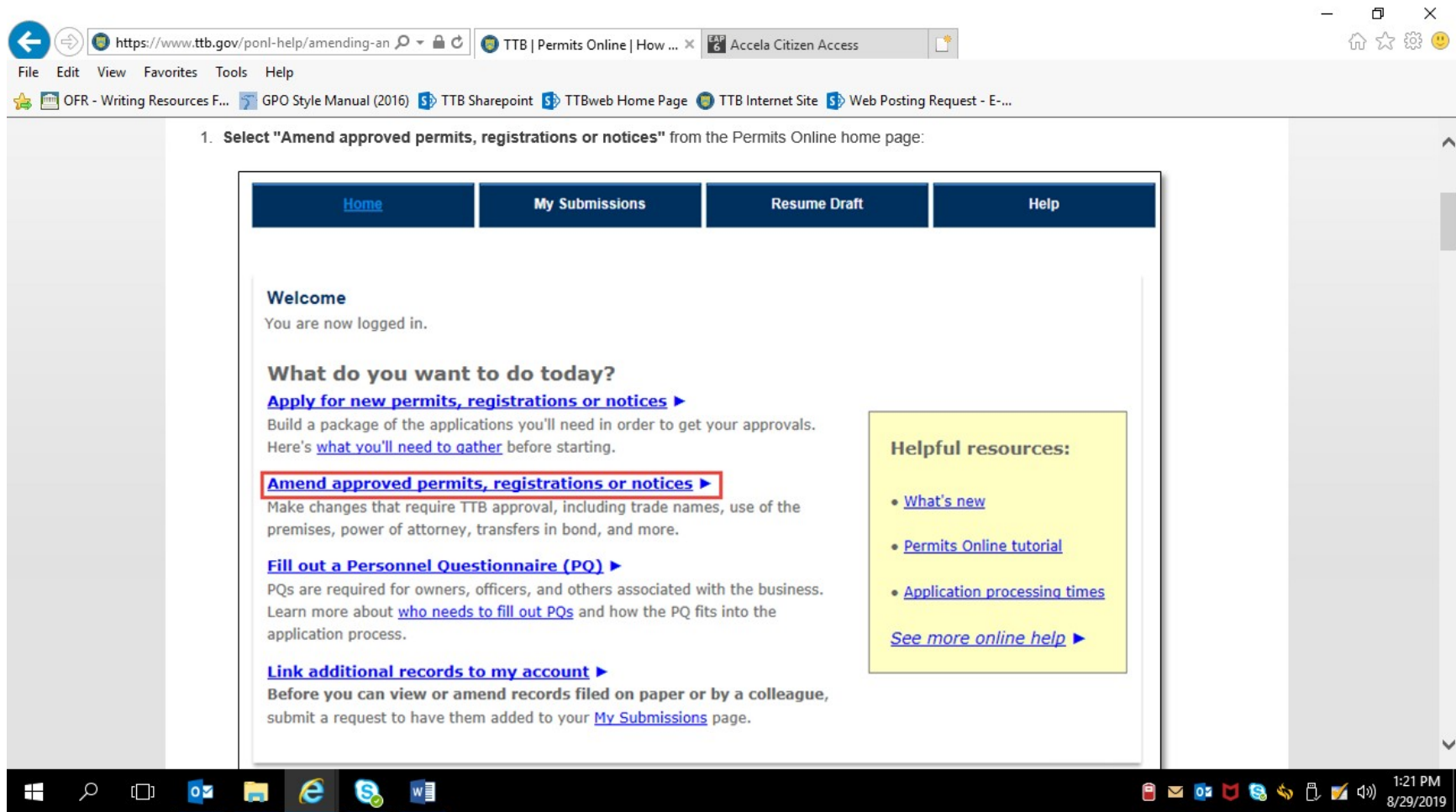
PONL Log-in Screen — (https://www.ttbonline.gov/permitonline/Default.aspx) —



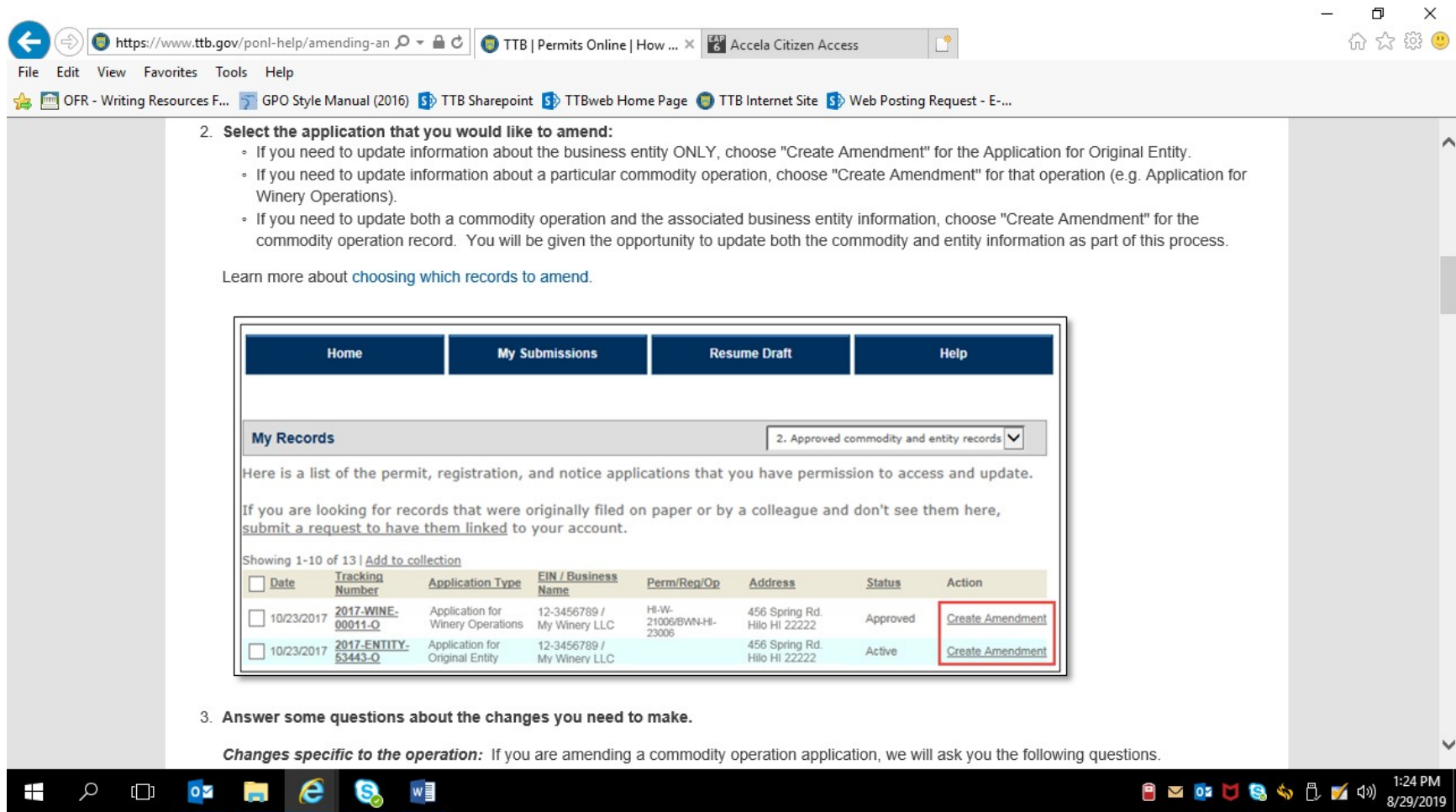
[Terms of Use](#) | [Privacy Act](#) | [Privacy Impact Assessment](#) | [Paperwork Reduction Act Notice](#) | Questions? 877-882-3277  
or [submit an online inquiry](#)

PONL 5.0 – Amended Manufacturer of Processed Tobacco or Tobacco Products, or New Tobacco Export Warehouse, Permit Applications.  
Screen Shots – August 2019

After a successful log-in, respondent sees PONL Welcome Page:



Clicking an option under the heading “What do you want to do today?” results in a list of permits, registrations, and notices held by the applicant.



The respondent selects the tobacco-related permit to be amended from the list of permits held by the respondent.

The respondent then selects the link for “Commodity Operations Amendmen Wizard” shown in the chart below, which is required for all amended permit applications:

The screenshot shows a web browser window with the URL <https://www.ttb.gov/ponl-help/preview-appli>. The page title is "Amended Applications – Tobacco". The content is as follows:

<p><a href="#">Commodity Operations Amendment Wizard</a></p>	<p>The Commodity Operations Amendment Wizard guides you by asking a series of questions, and depending on your answers creates an application package, which is a list of the applications you're required to submit.</p> <p><i>Everyone who applies for an amended permit, registration, or notice must complete the questions in the Amendment Wizard.</i></p>
	<p>File this application to report:</p>
<p><a href="#">Amended Application for Importer of Tobacco Products - Processed Tobacco</a></p>	<ul style="list-style-type: none"> <li>• Change in premises location</li> <li>• Change in operations</li> <li>• Add or remove variance or alternate method</li> <li>• Change in DBA/Operating name</li> </ul>
<p><a href="#">Amended Application for Manufacturer of Processed Tobacco</a></p>	<ul style="list-style-type: none"> <li>• Change in premises location</li> <li>• Add or remove variance or alternate method</li> <li>• Change in DBA/Operating name</li> </ul>
<p><a href="#">Amended Application for Manufacturer of Tobacco Products</a></p>	<ul style="list-style-type: none"> <li>• Change in premises location</li> <li>• Change to bonded area</li> <li>• Change in bond</li> <li>• Add or remove variance or alternate method</li> <li>• Change in DBA/Operating name</li> </ul>

Manufacturer of Processed Tobacco	<ul style="list-style-type: none"> <li>Add or remove variance or alternate method</li> <li>Change in DBA/Operating name</li> </ul>
Amended Application for Manufacturer of Tobacco Products	<ul style="list-style-type: none"> <li>Change in premises location</li> <li>Change to bonded area</li> <li>Change in bond</li> <li>Add or remove variance or alternate method</li> <li>Change in DBA/Operating name</li> </ul>
Amended Application for Tobacco Export Warehouse	<ul style="list-style-type: none"> <li>Change in premises location</li> <li>Change to bonded area</li> <li>Change in bond</li> <li>Add or remove variance or alternate method</li> <li>Change in DBA/Operating name</li> </ul>
Amended Application for Change in Mailing Address	<ul style="list-style-type: none"> <li>change of mailing address for a particular premises location</li> </ul> <p><i>Mailing address amendments are automatically approved upon submission.</i></p>
Amended Application for Termination of Business	<ul style="list-style-type: none"> <li>Termination of operations at one location, but keeping other operations/locations open</li> </ul>
<p>See the <a href="#">Entity Amendments chart</a> for changes to the business entity.</p> <p><a href="#">Back to Top</a></p>	

NOTE: Information collected regarding certain amendments, such as changes to bonds, consents of surety, signing authority, and power of attorney, are approved under other OMB control numbers.

### COMMODITY OPERATIONS AMENDMENT WIZARD:

The screenshot shows a web browser window with the URL <https://www.ttb.gov/ponl-help/commodity-c>. The browser's address bar shows the page title "TTB | Permits Online | Com...". The browser's menu bar includes "File", "Edit", "View", "Favorites", "Tools", and "Help". The browser's toolbar shows several open tabs: "OFR - Writing Resources F...", "GPO Style Manual (2016)", "TTB Sharepoint", "TTBweb Home Page", "TTB Internet Site", and "Web Posting Request - E-...".

The TTB website header features the TTB logo (Alcohol and Tobacco Tax and Trade Bureau, U.S. Department of the Treasury) on the left. On the right, there are navigation links: "Who We Are", "What We Do", "TTB Audiences", and "Resources". A search bar is present with the text "Search" and a magnifying glass icon. Further right, there are links for "REPORT FRAUD: TTB Tips Online", "Contact TTB", "Español", "Français", and "中文".

The breadcrumb trail reads: "TTB Home > Permits Online Help > Permits Online | Commodity Operations Amendment Wizard Preview".

## Permits Online: Preview the Commodity Operations Amendment Wizard

All of the information related to each TTB-regulated operation and business premises is contained in the **commodity operations record**, i.e., your permit, registration, or notice. To report changes, you must start by completing the questions in the Amendment Wizard.

### Step 1: Determine changes needed

Navigation buttons: Home, My Submissions, Resume Draft, Help.

### Amendment Wizard

Progress bar: 1 Determine changes needed (active), 2 Review, 3 Application package, 4 Submission confirmation.

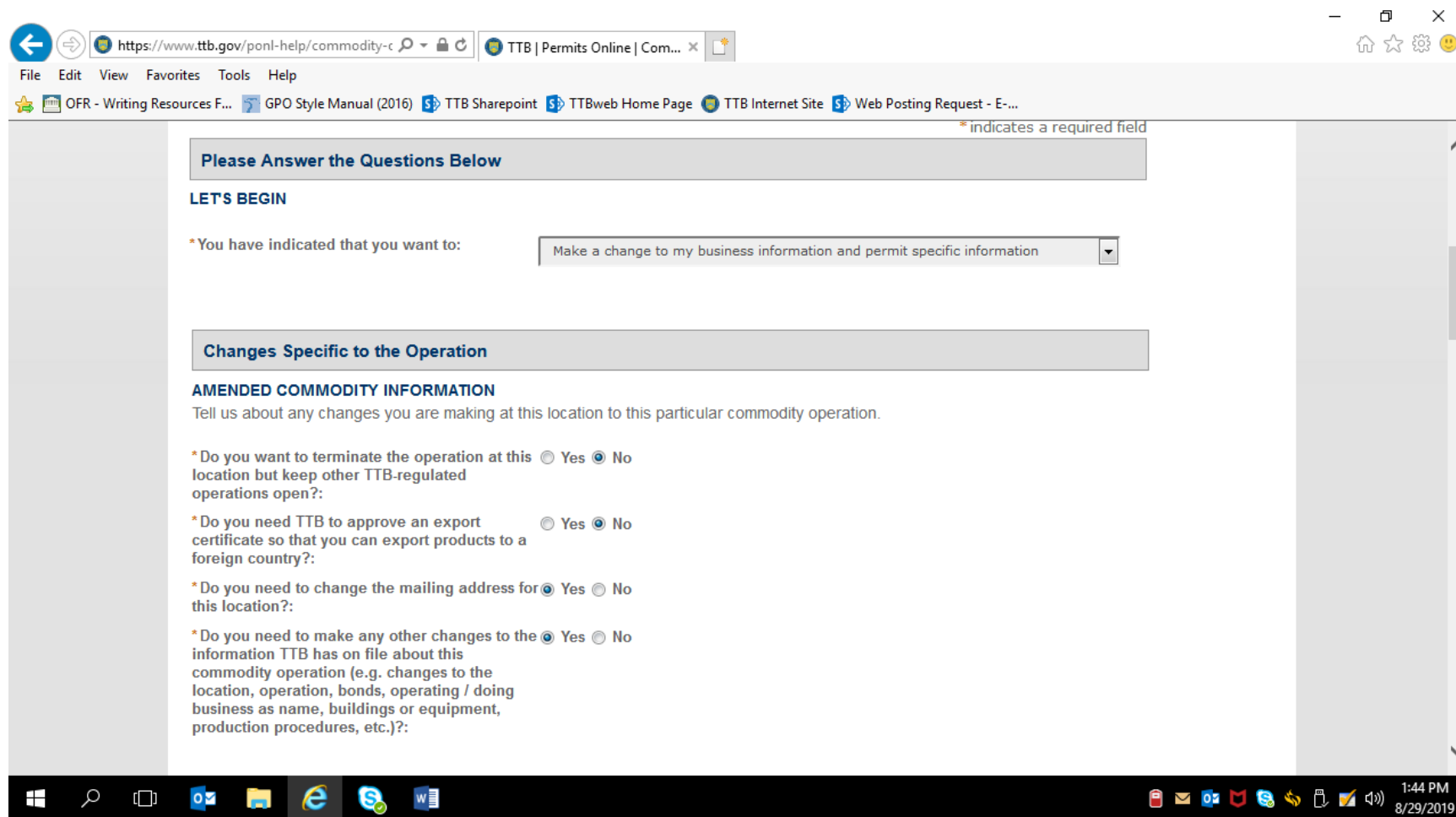
**Step 1 : Determine changes needed >>**

This wizard will help you identify, fill out, and submit a package of the applications you'll need in order to update the information you currently have on file with TTB about this operation (e.g. winery, brewery, etc.), this business entity, and the people who are involved in its operations.

\* indicates a required field

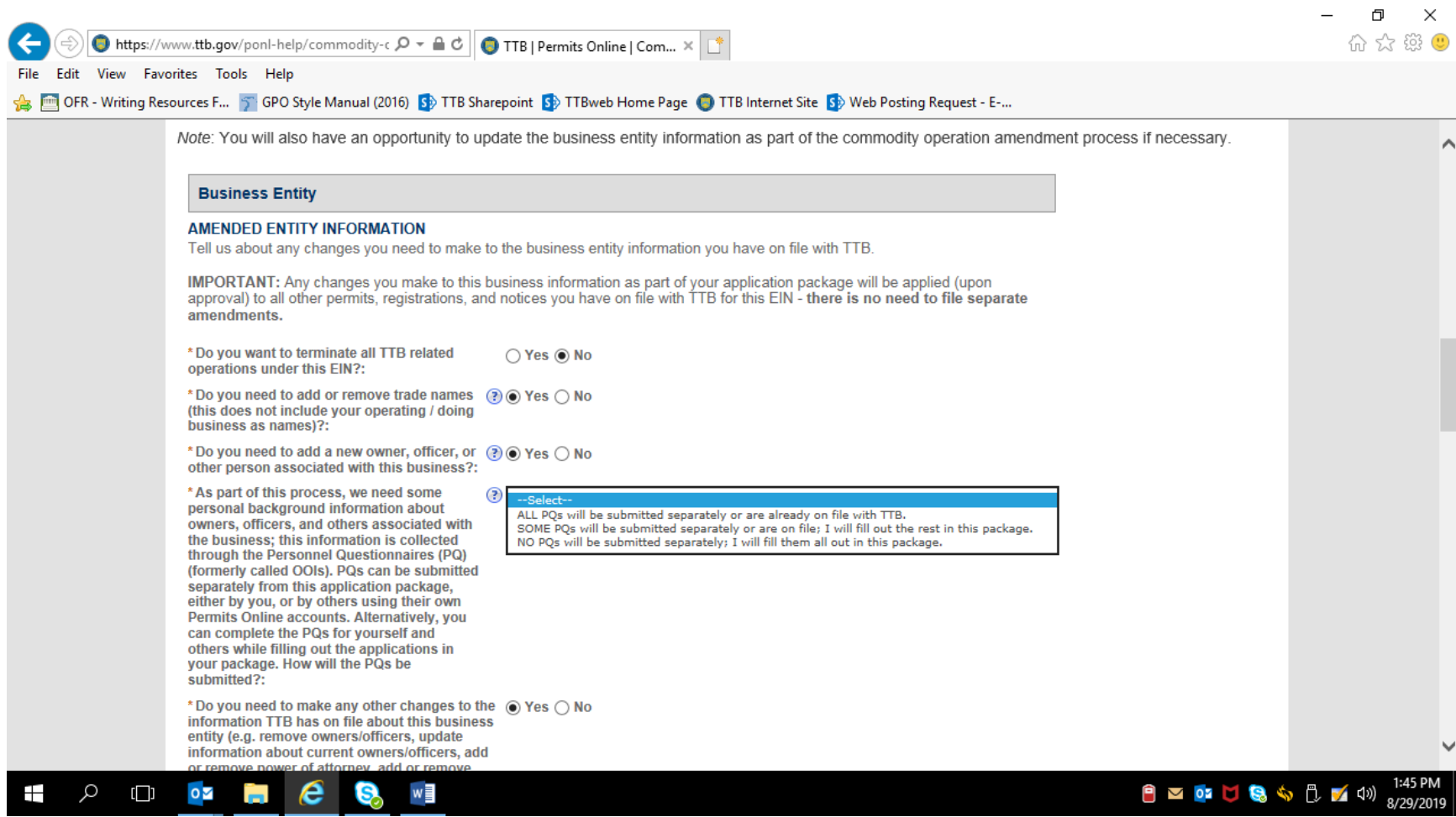
Please Answer the Questions Below

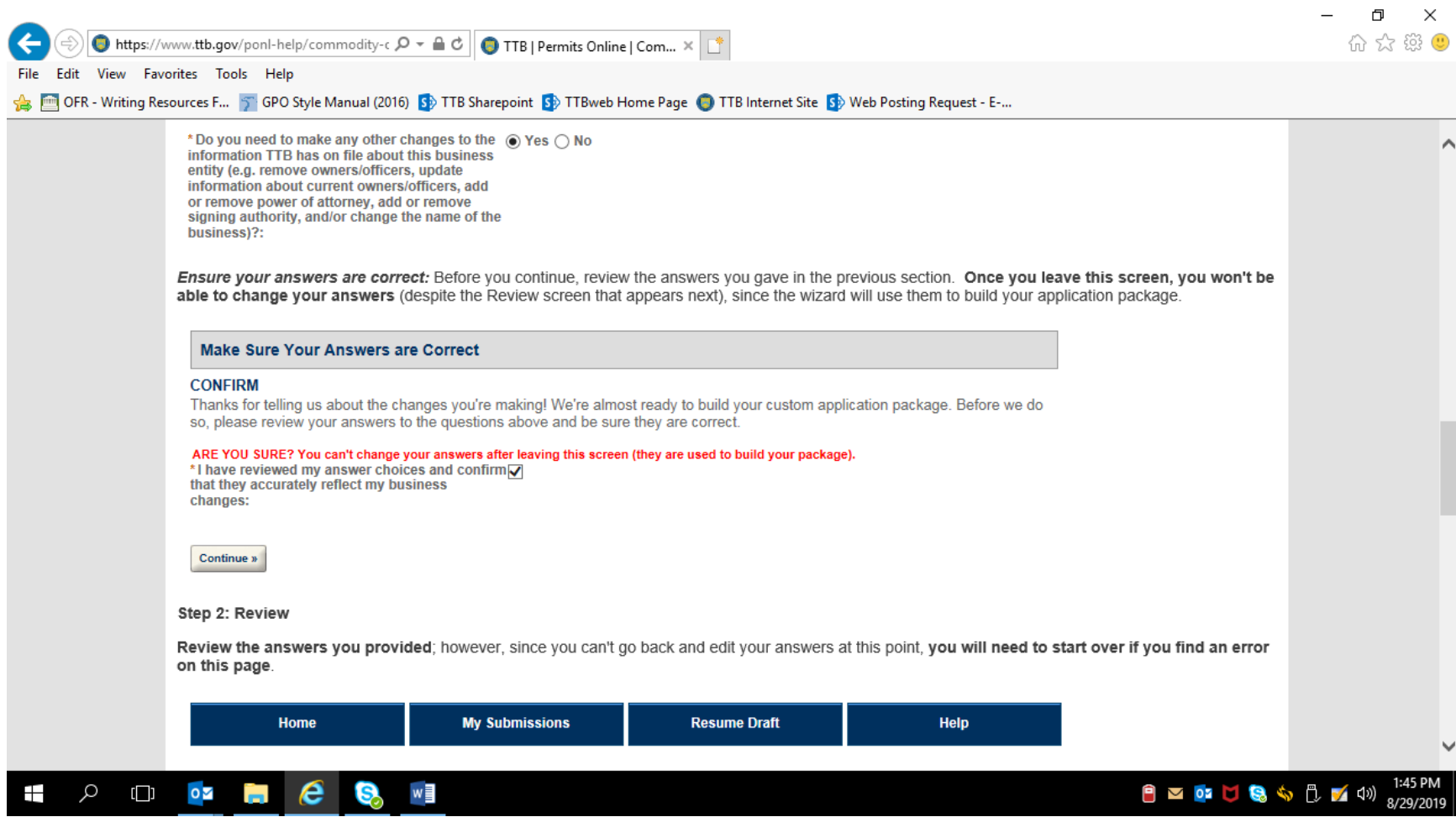
The Windows taskbar at the bottom shows the Start button, search icon, task view icon, and several application icons (Outlook, File Explorer, Edge, Teams, Word). The system tray on the right shows icons for network, volume, and power, along with the date and time: "1:43 PM 8/29/2019".



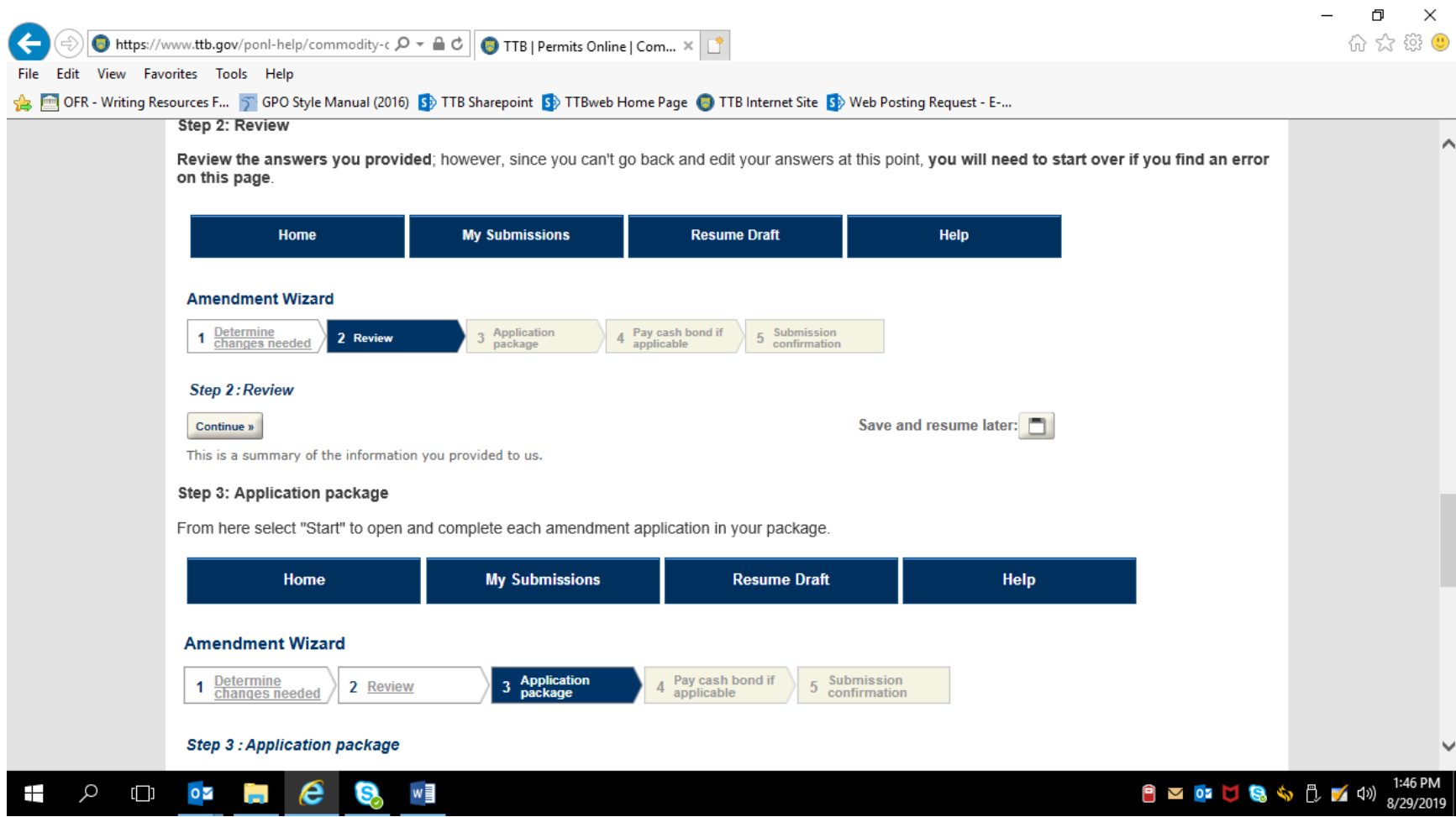
PONL 5.0 – Amended Manufacturer of Processed Tobacco or Tobacco Products, or New Tobacco Export Warehouse, Permit Applications. Screen Shots – August 2019







PONL 5.0 – Amended Manufacturer of Processed Tobacco or Tobacco Products, or New Tobacco Export Warehouse, Permit Applications. Screen Shots – August 2019



PONL 5.0 – Amended Manufacturer of Processed Tobacco or Tobacco Products, or New Tobacco Export Warehouse, Permit Applications. Screen Shots – August 2019

**Step 3: Application package**

From here select "Start" to open and complete each amendment application in your package.

Home My Submissions Resume Draft Help

**Amendment Wizard**

1 Determine changes needed 2 Review 3 Application package 4 Pay cash bond if applicable 5 Submission confirmation

**Step 3 : Application package**

Based on the information you have provided, your application package consists of the application(s) shown below. Select "Start" to begin each application.

Once all applications are in "Ready to submit (edit)" status, you may select the "Submit application package" button. After submitting the application package, you will no longer be able to change any of the information.

Please complete the following applications:

<b>Amended Application for Change in Mailing Address</b>	<a href="#">Start</a>
<b>Amended Application for Winery</b>	<a href="#">Start</a>
<b>Export Certificate</b>	<a href="#">Start</a>

Submit Application Package » Save and resume later:

The respondent then selects the appropriate amended permit application from the chart shown on page 5 of this document. Please note that some information collected in the various applications, such as changes to bonds, consent of surety, changes in variances, etc., are approved under other OMB control numbers.

## APPLICATION FOR AMENDED MANUFACTURER OF PROCESSED TOBACCO PERMIT:

The screenshot shows a web browser window displaying the TTB (Alcohol and Tobacco Tax and Trade Bureau) website. The browser's address bar shows the URL: <https://www.ttb.gov/ponl-help/amended-apl>. The page title is "TTB | Permits Online | Ame...".

The website header includes the TTB logo and the text "Alcohol and Tobacco Tax and Trade Bureau, U.S. Department of the Treasury". Navigation links include "Who We Are", "What We Do", "TTB Audiences", and "Resources". A search bar is present with the text "Search". A "REPORT FRAUD: TTB Tips Online" link is also visible.

The breadcrumb trail reads: "TTB Home > Permits Online Help > Permits Online | Amended Application for Manufacturers of Processed Tobacco".

The main heading is "Permits Online: Preview the Amended Application for Manufacturer of Processed Tobacco". Below this, it says "File this application to report:" followed by a list of reasons:

- Change premises location
- Add or remove variance or alternate method
- Change in DBA/Operating name

Two notes are provided:

*Note:* You may submit multiple amendments in one application.

*Note:* not all questions shown in the screen prints below will appear when you fill out your application. Some questions appear based on the answers you select.

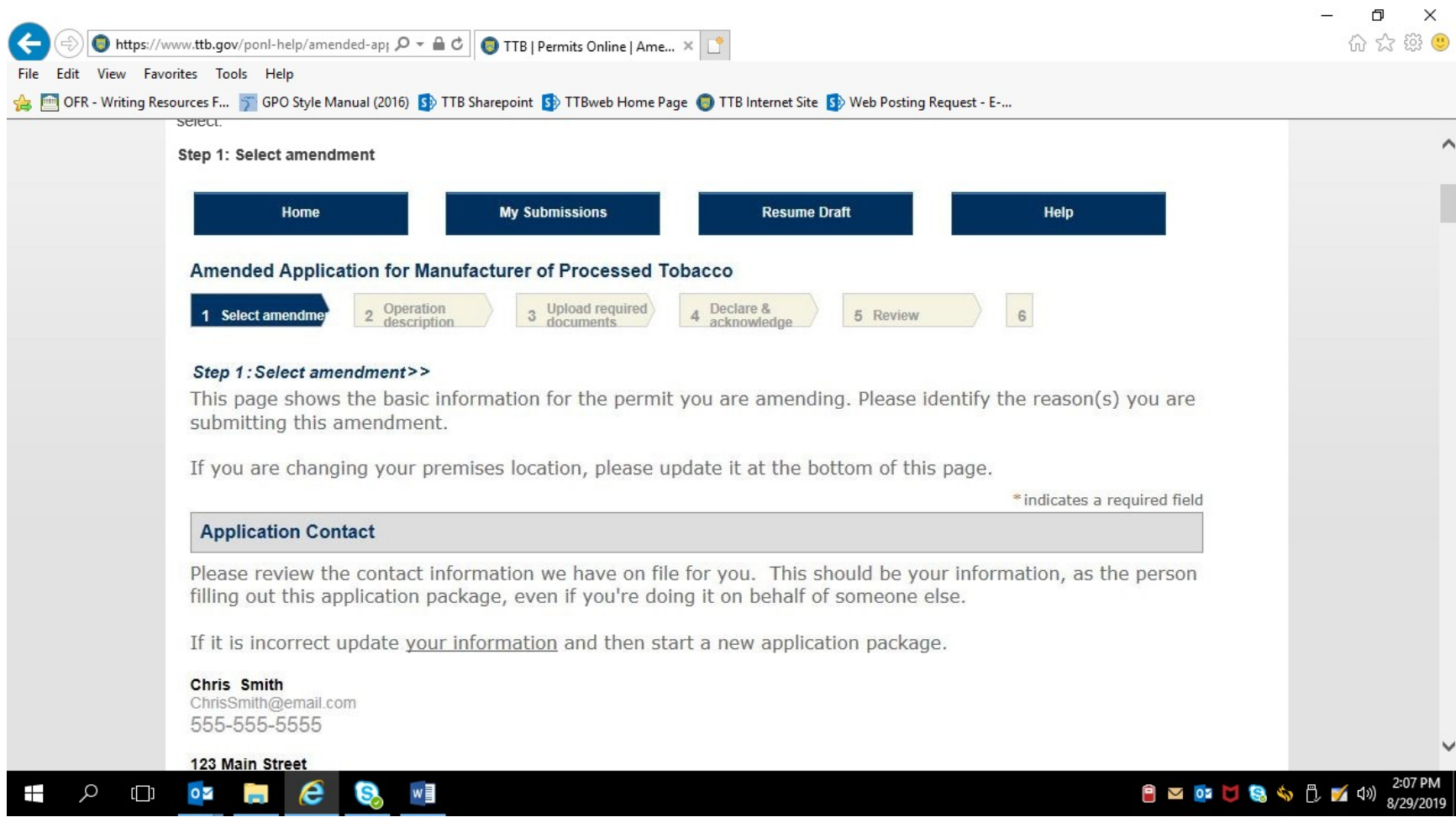
**Step 1: Select amendment**

Navigation buttons are shown: Home, My Submissions, Resume Draft, and Help.

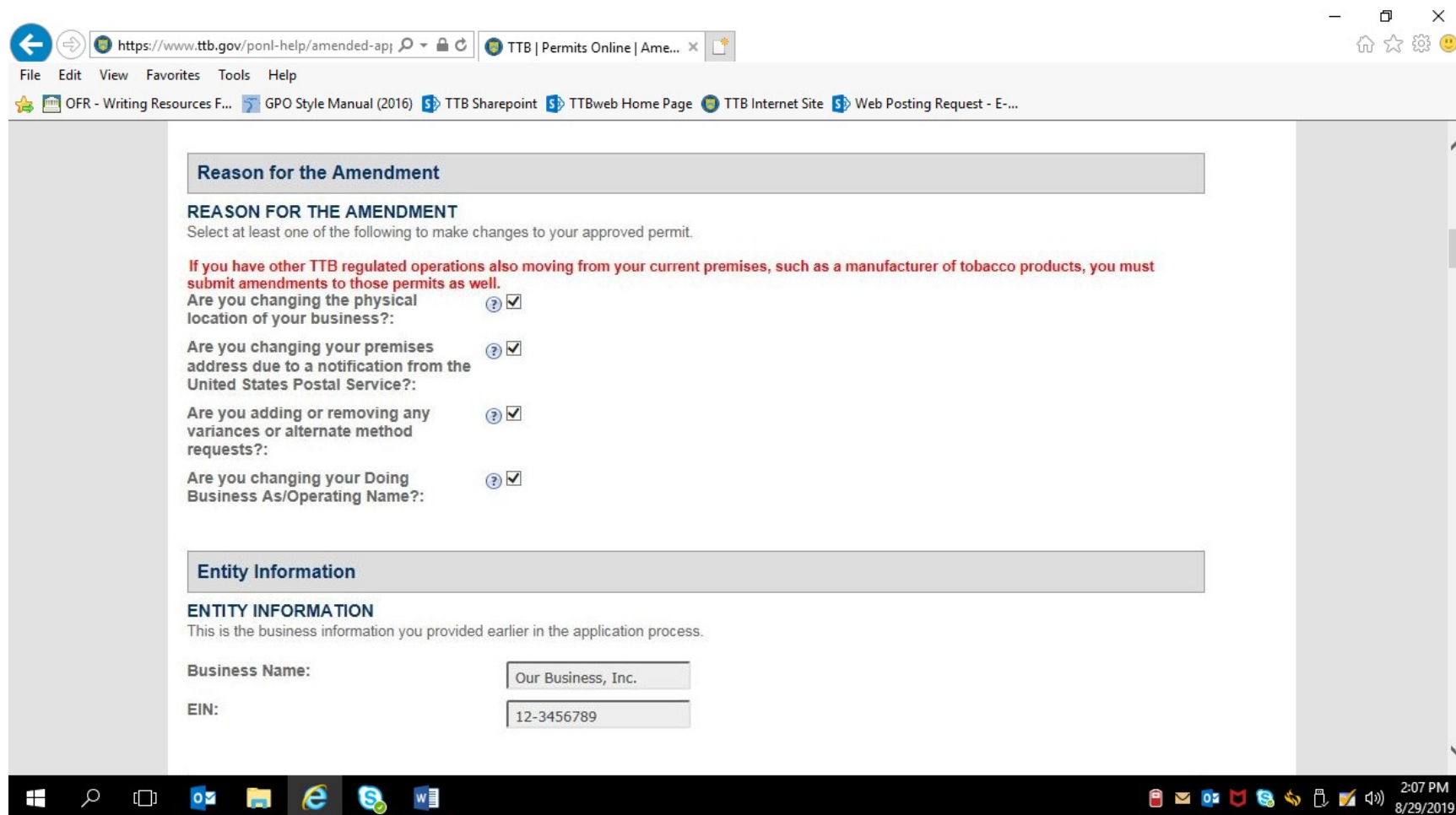
The process flow for "Amended Application for Manufacturer of Processed Tobacco" is shown as a sequence of steps:

- 1 Select amendment (highlighted)
- 2 Operation description
- 3 Upload required documents
- 4 Declare & acknowledge
- 5 Review
- 6

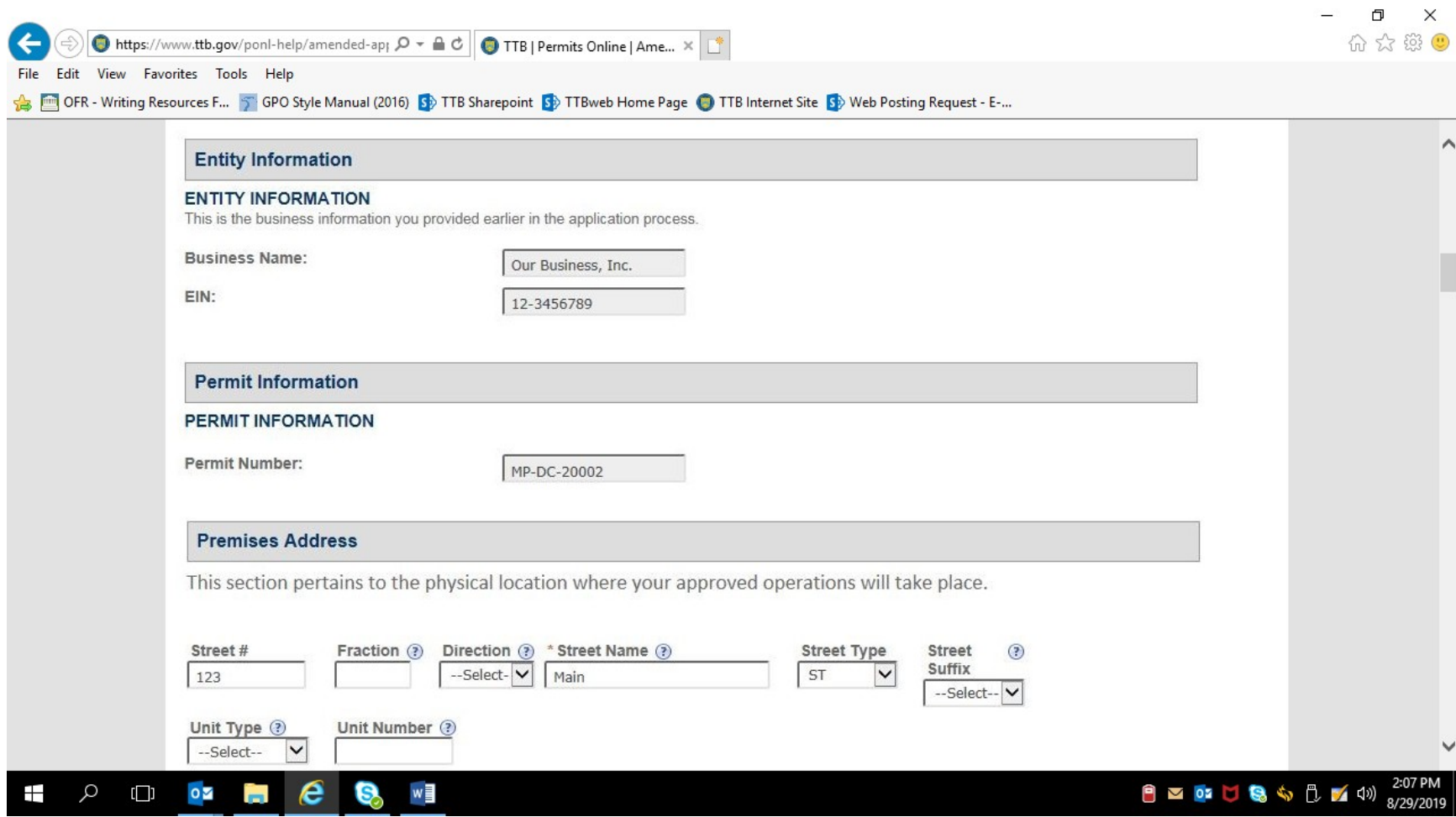
The Windows taskbar at the bottom shows the date and time as 2:05 PM on 8/29/2019.



PONL 5.0 – Amended Manufacturer of Processed Tobacco or Tobacco Products, or New Tobacco Export Warehouse, Permit Applications. Screen Shots – August 2019



PONL 5.0 – Amended Manufacturer of Processed Tobacco or Tobacco Products, or New Tobacco Export Warehouse, Permit Applications. Screen Shots – August 2019



PONL 5.0 – Amended Manufacturer of Processed Tobacco or Tobacco Products, or New Tobacco Export Warehouse, Permit Applications. Screen Shots – August 2019



**Premises Address**

This section pertains to the physical location where your approved operations will take place.

Street #  Fraction  Direction  \* Street Name  Street Type  Street Suffix

Unit Type  Unit Number

Rural Address Line 1

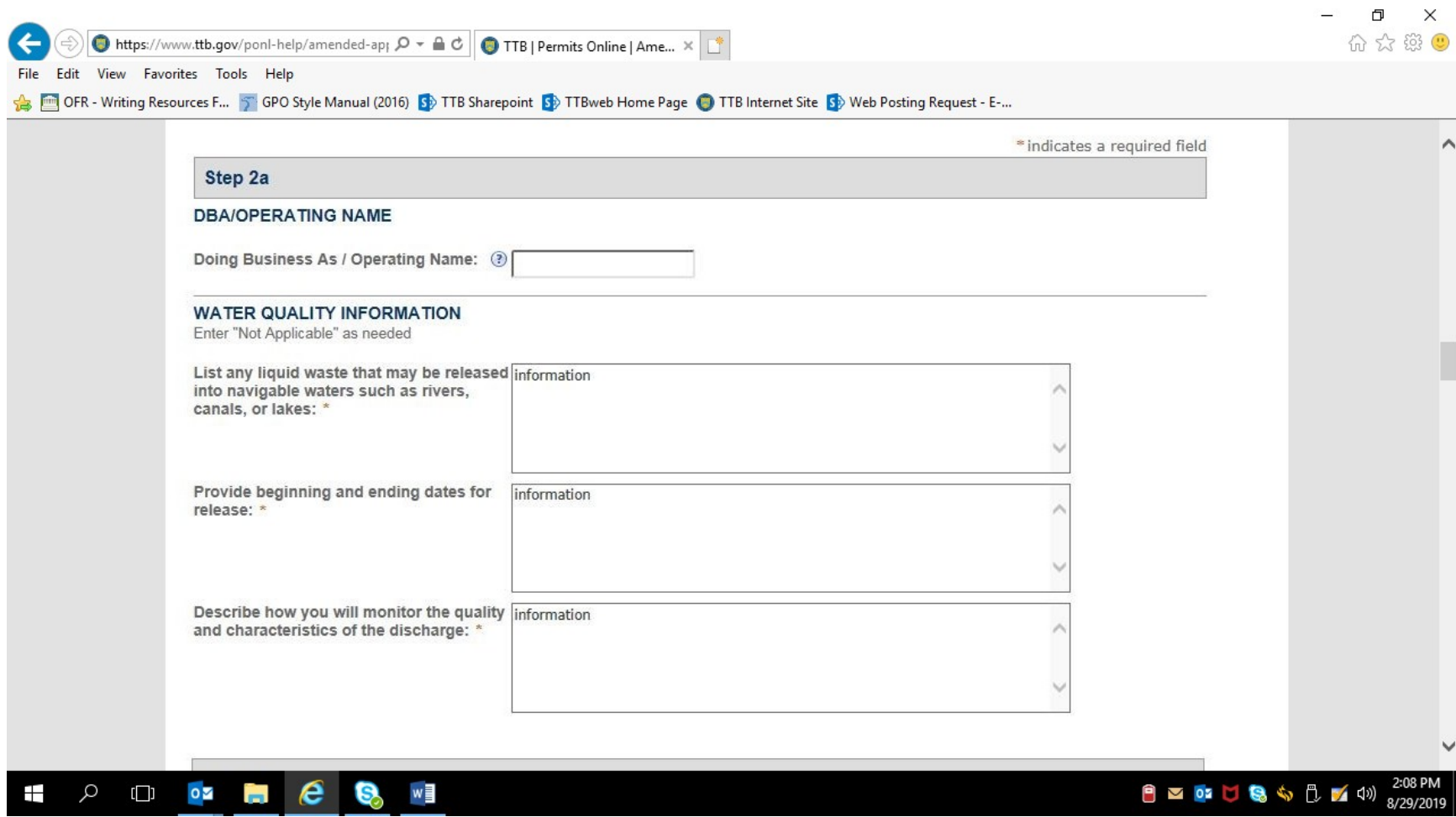
Rural Address Line 2

\* City  \* State  \* ZIP Code  County

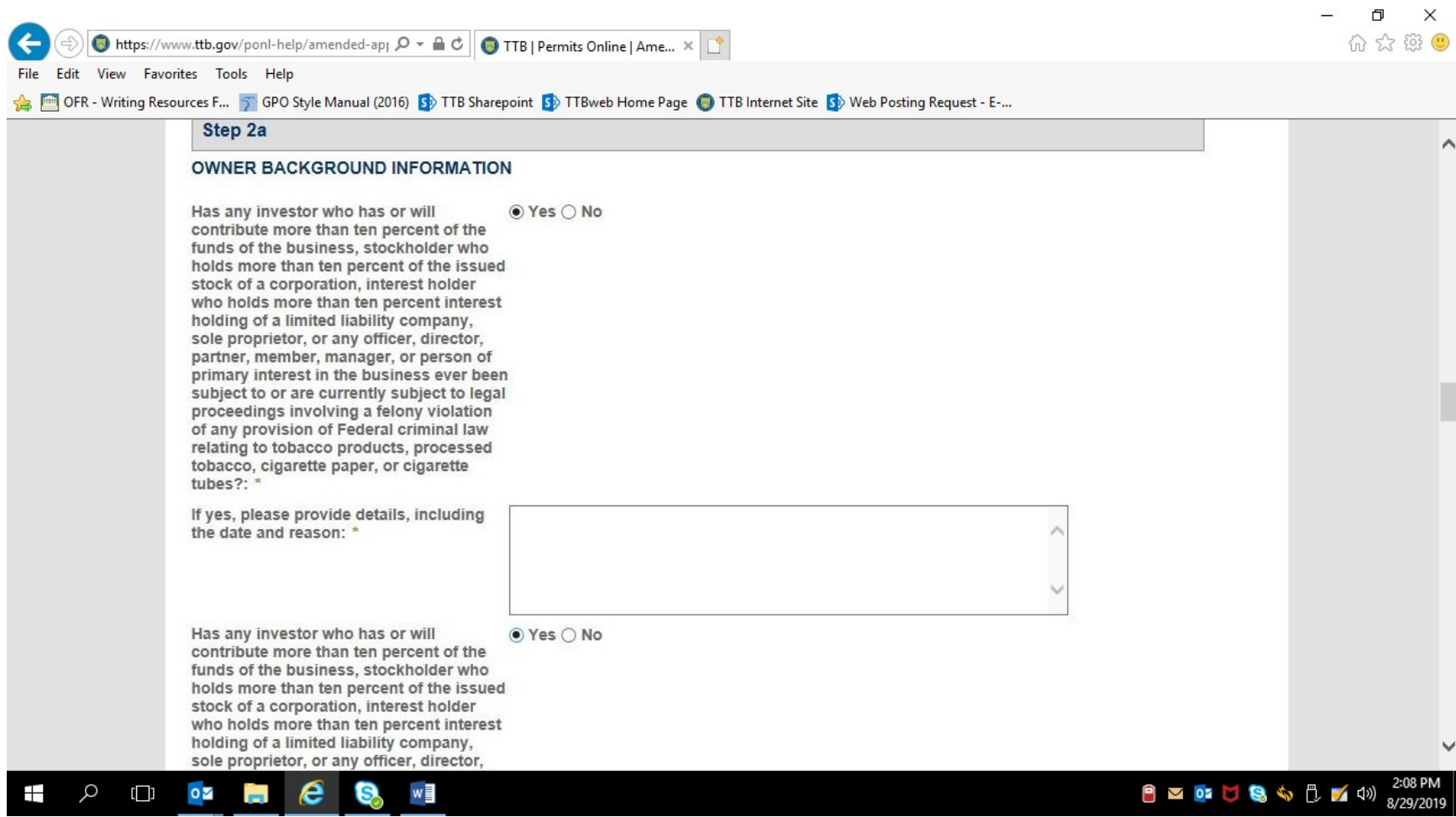
[« Back to Application Package](#)

**Step 2: Operation description**

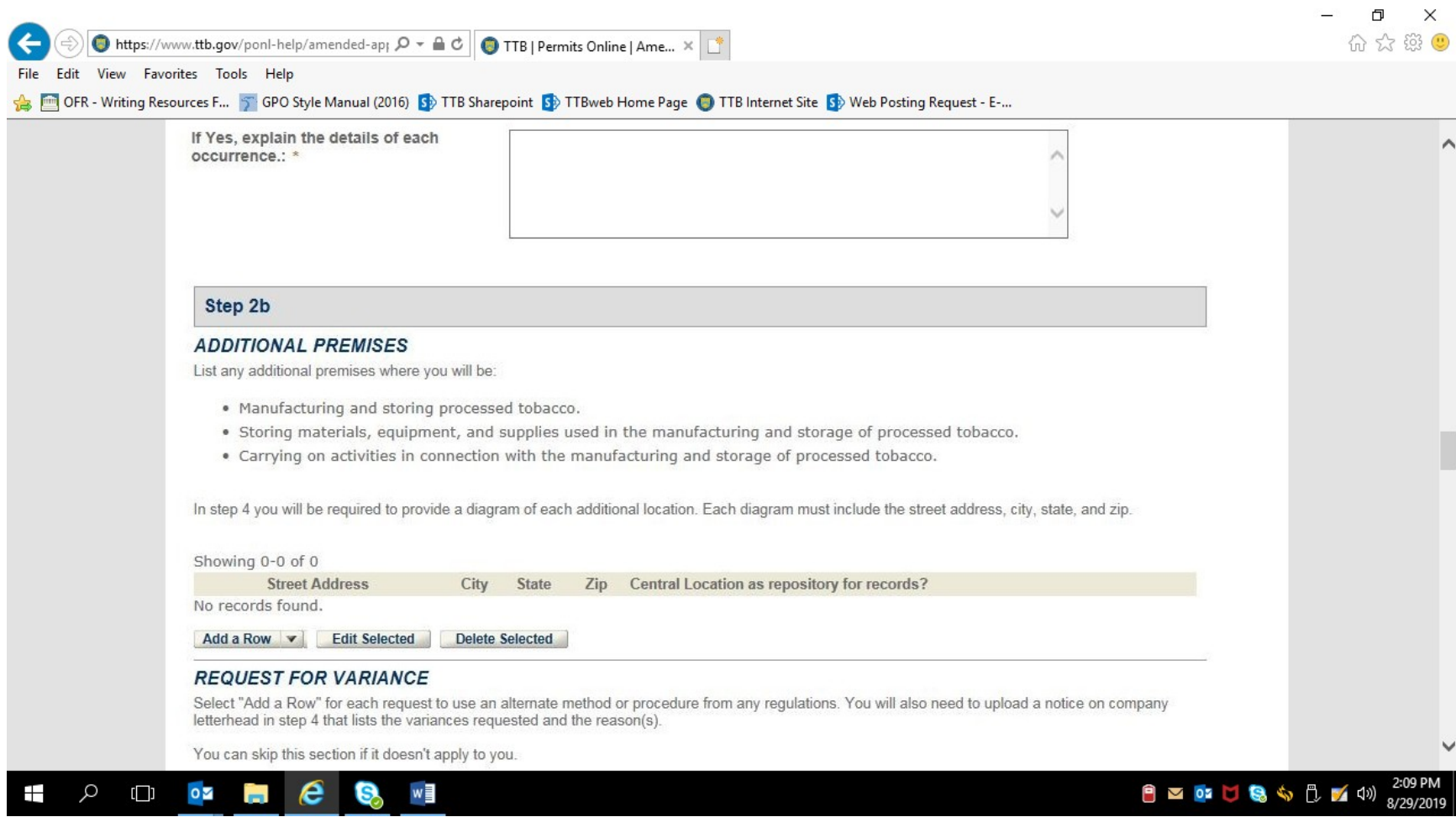
The screenshot shows a web browser window with the URL <https://www.ttb.gov/ponl-help/amended-apl>. The browser's address bar and menu bar are visible. The page content includes a navigation bar with buttons for Home, My Submissions, Resume Draft, and Help. Below this is a progress indicator for an "Amended Application for Manufacturer of Processed Tobacco" with six steps: 1. Select amendment, 2. Operation description (highlighted), 3. Upload required documents, 4. Declare & acknowledge, 5. Review, and 6. A sub-section titled "Step 2: Operation description >>" contains instructions for reviewing and updating information. A note states: "You must complete your changes and submit in one session. If you 'Save and Resume Later' your changes may not be saved." Another note says: "When updating a table you may remove or edit existing entries by selecting the checkbox next to the row(s) and selecting the 'Edit Selected' or 'Delete Selected' action as appropriate." A legend indicates that an asterisk (\*) denotes a required field. The form area shows a section for "Step 2a" with the heading "DBA/OPERATING NAME" and a label "Doing Business As / Operating Name: (?)" followed by an empty input field. The Windows taskbar at the bottom shows the time as 2:08 PM on 8/29/2019.

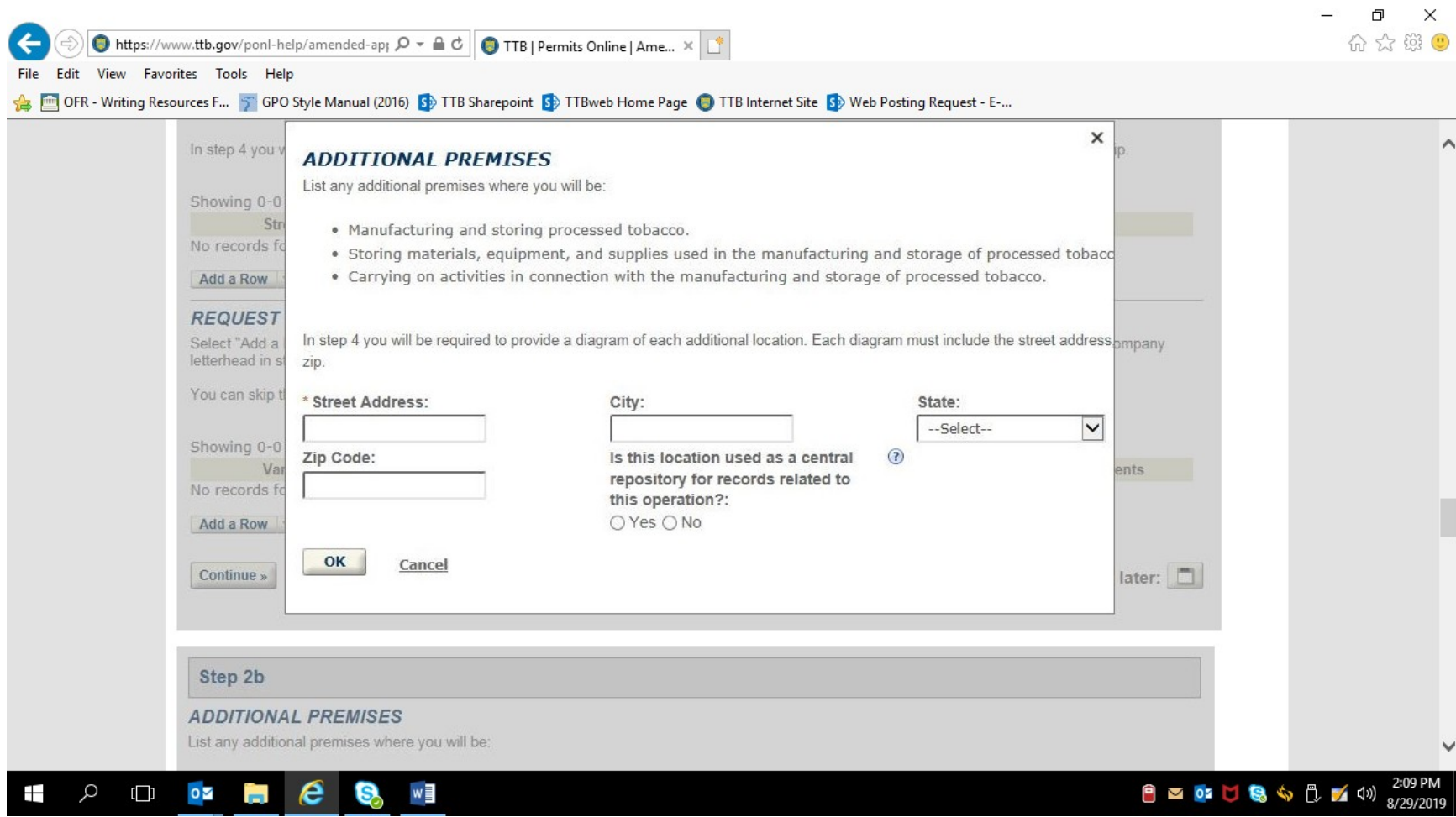


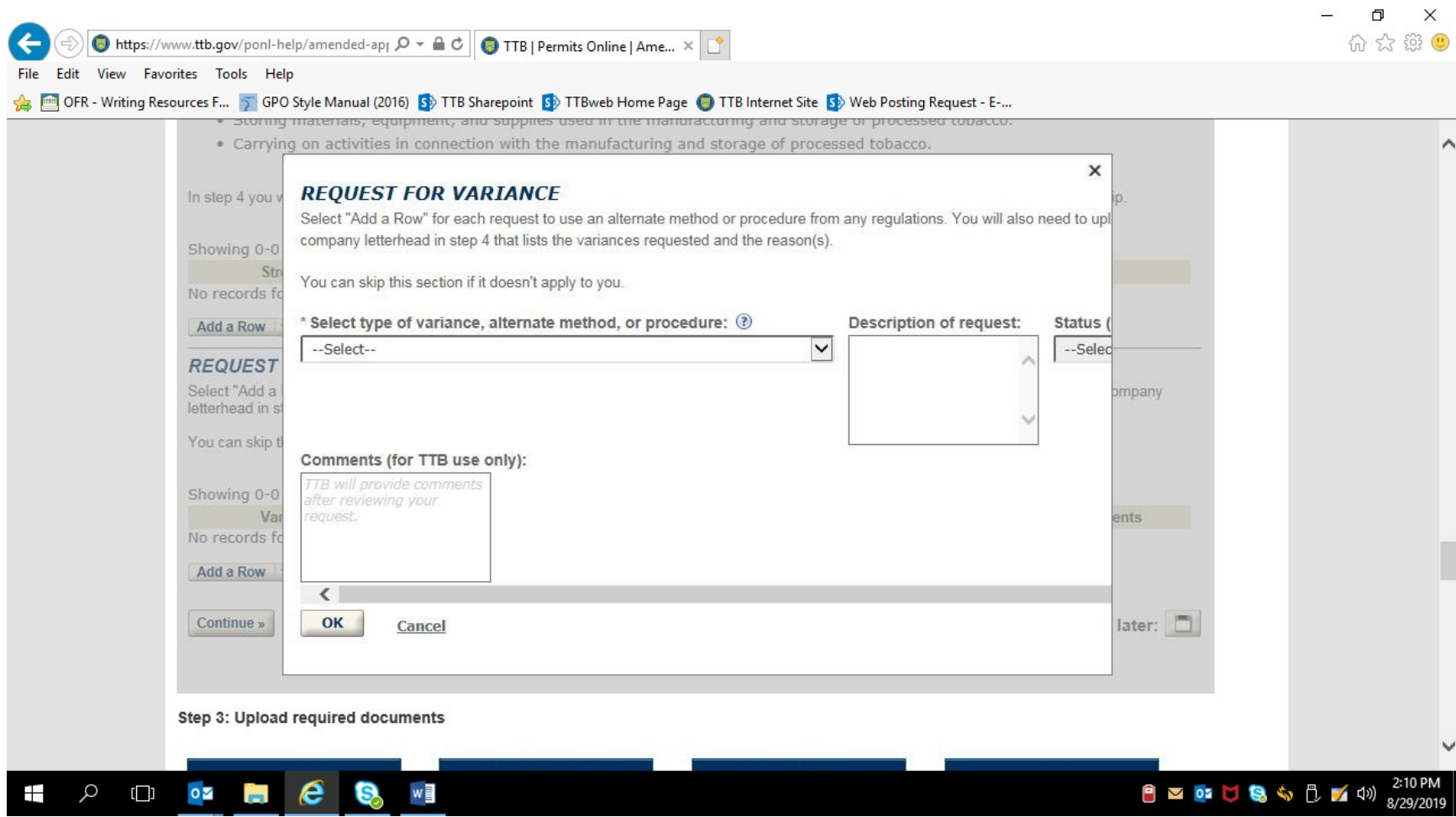
PONL 5.0 – Amended Manufacturer of Processed Tobacco or Tobacco Products, or New Tobacco Export Warehouse, Permit Applications. Screen Shots – August 2019

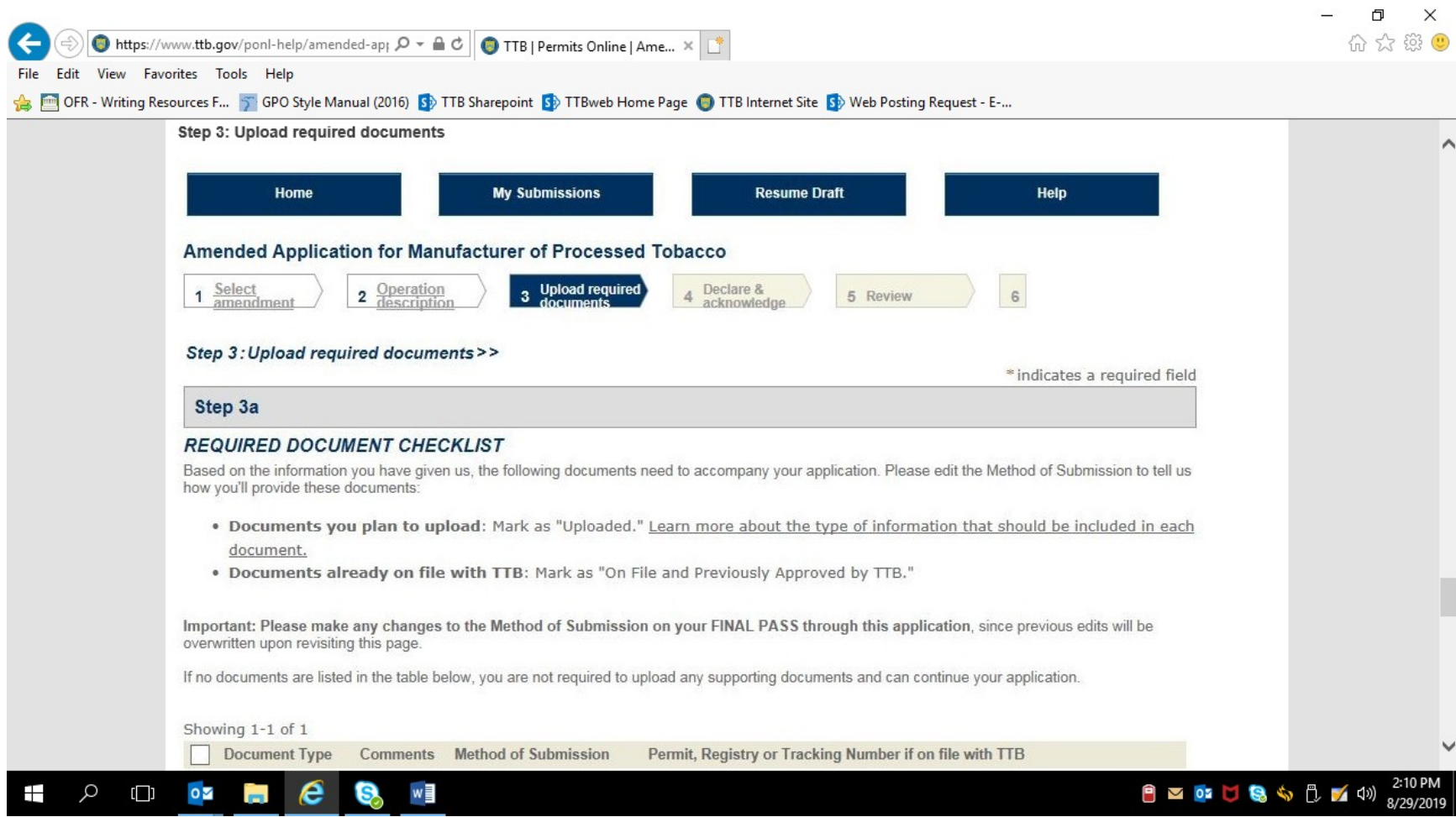


PONL 5.0 – Amended Manufacturer of Processed Tobacco or Tobacco Products, or New Tobacco Export Warehouse, Permit Applications. Screen Shots – August 2019



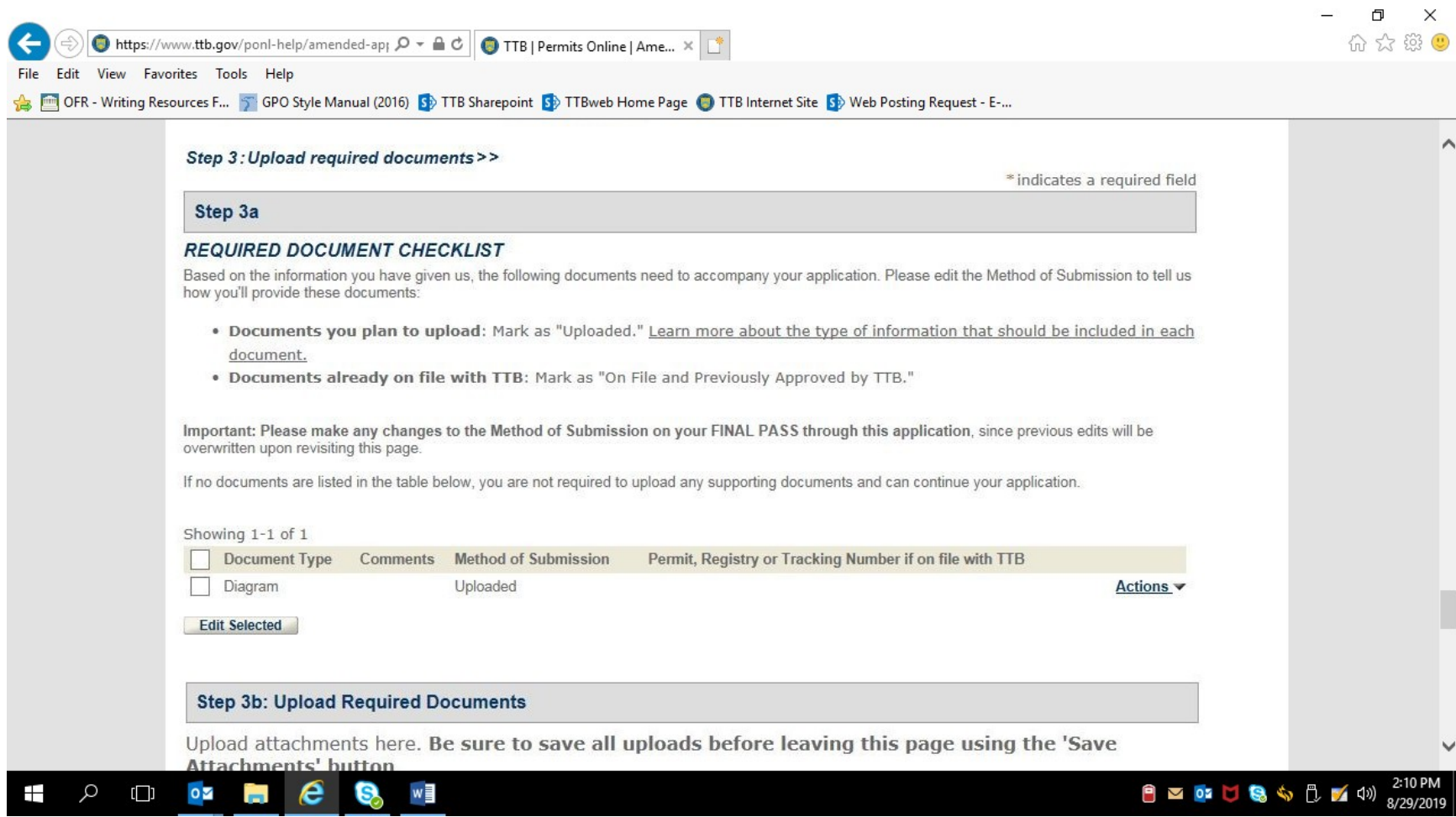


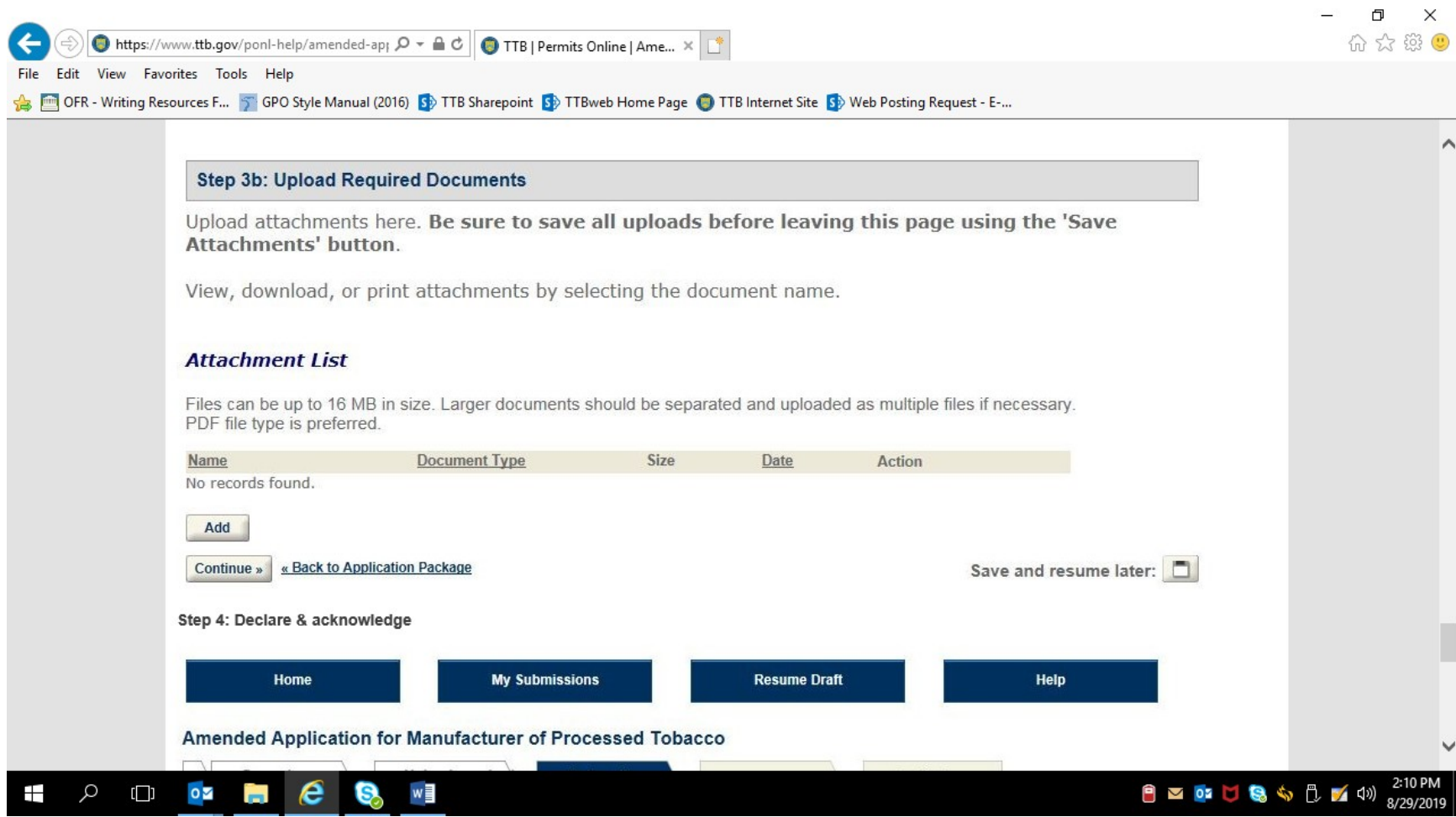




PONL 5.0 – Amended Manufacturer of Processed Tobacco or Tobacco Products, or New Tobacco Export Warehouse, Permit Applications. Screen Shots – August 2019







PONL 5.0 – Amended Manufacturer of Processed Tobacco or Tobacco Products, or New Tobacco Export Warehouse, Permit Applications. Screen Shots – August 2019

The screenshot shows a web browser window with the URL <https://www.ttb.gov/poml-help/amended-apl>. The browser's address bar and menu bar are visible at the top. Below the browser, the page content is titled "Step 4: Declare & acknowledge".

At the top of the page content, there are four dark blue buttons: "Home", "My Submissions", "Resume Draft", and "Help".

Below the buttons is a progress bar with six steps:

- 1
- 2 Operation description
- 3 Upload required documents
- 4 Declare & acknowledge
- 5 Review
- 6 Application package

Step 4 is currently selected and highlighted in dark blue. Below the progress bar, the text "Step 4: Declare & acknowledge >>" is displayed. To the right of this text, a note states "\* indicates a required field".

The main content area is titled "Declaration" and contains the following text:

**DECLARE AND ACKNOWLEDGE**

By checking the box below, you declare under penalty of perjury that you have examined this application, including accompanying statements, and it is true, correct, and complete to the best of your knowledge and belief.

You may not commence or engage in the operations covered by this application until you have received approval from the Director of the National Revenue Center.

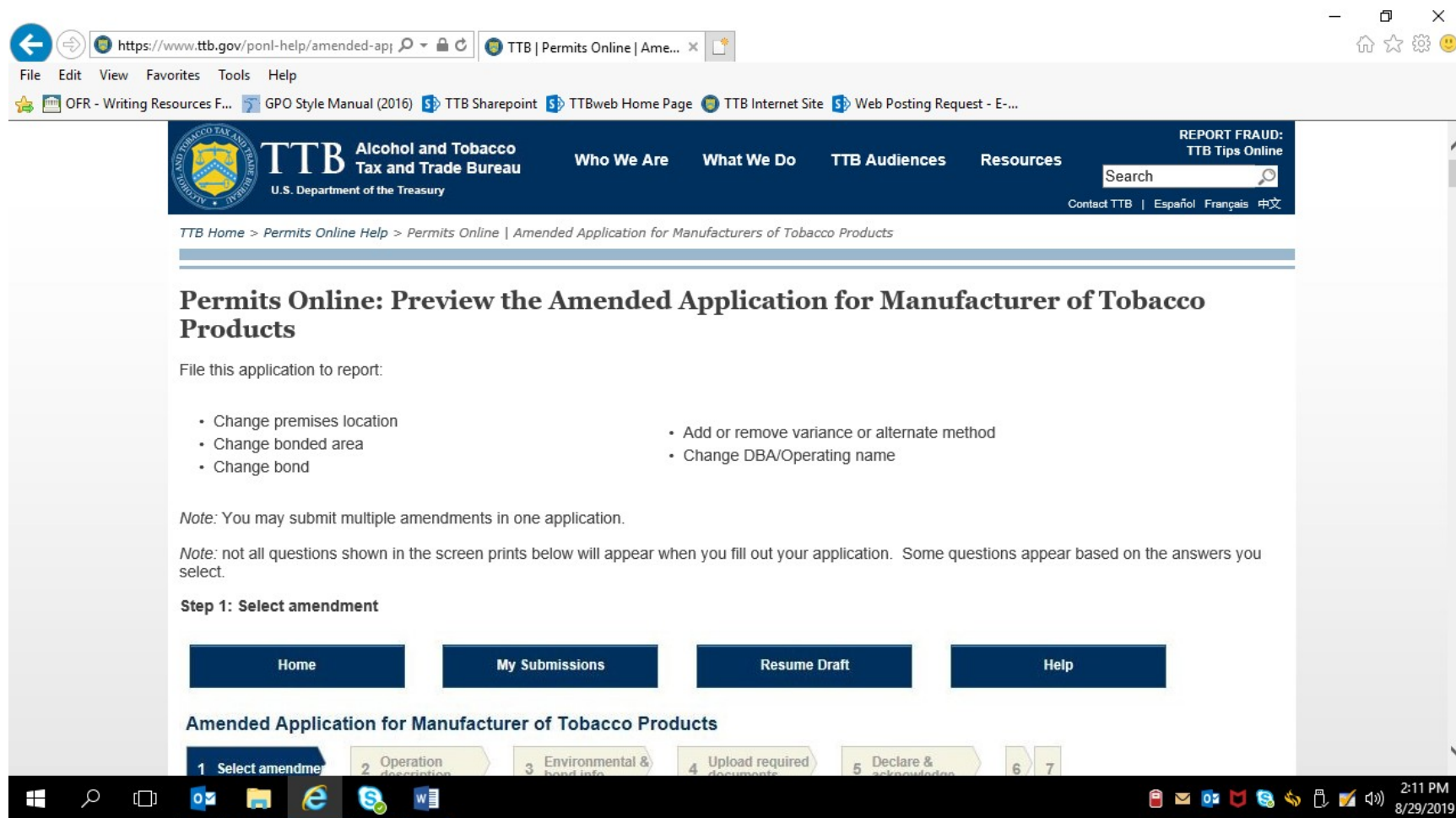
I declare under penalties of perjury under  the laws of the United States of America, that I have examined this application, including accompanying statements, and to the best of my knowledge and belief, it is true, correct, and complete.: \*

Declaration Date: \*

At the bottom of the page, there are two buttons: "Continue »" and "« Back to Application Package". On the right side, there is a "Save and resume later:" button with a folder icon.

The Windows taskbar is visible at the bottom of the screenshot, showing the time as 2:11 PM on 8/29/2019.

### APPLICATION FOR AMENDED MANUFACTURER OF TOBACCO PRODUCTS PERMIT:



The screenshot shows a web browser window with the URL <https://www.ttb.gov/poal-help/amended-apl>. The browser's address bar and menu bar are visible at the top. Below the browser, the page content is titled "Step 1: Select amendment".

At the top of the page content, there are four dark blue navigation buttons: "Home", "My Submissions", "Resume Draft", and "Help".

Below the navigation buttons is the main heading: "Amended Application for Manufacturer of Tobacco Products".

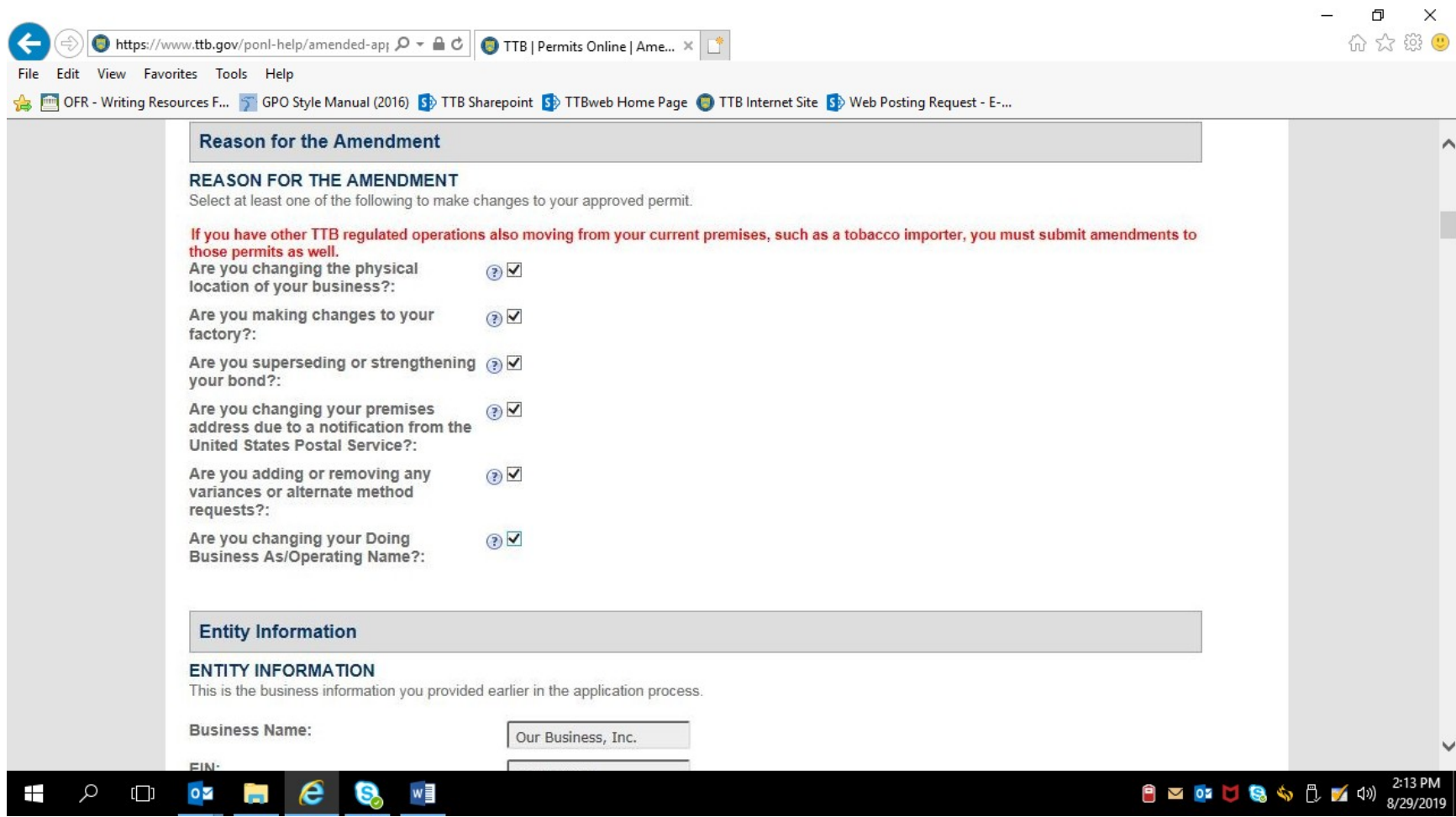
A horizontal progress bar follows, consisting of seven numbered steps in light yellow boxes with dark text. Step 1, "Select amendment", is highlighted with a dark blue background and white text. The other steps are: 2 Operation description, 3 Environmental & bond info., 4 Upload required documents, 5 Declare & acknowledge, 6, and 7.

Under the progress bar, the text reads: "Step 1: Select amendment >>". Below this, it says: "This page shows the basic information for the manufacturer of tobacco products permit you are amending. Please identify the reason(s) you are submitting this amendment." and "If you are changing your premises location, please update this information at the bottom of this page." A small asterisk note indicates "\* indicates a required field".

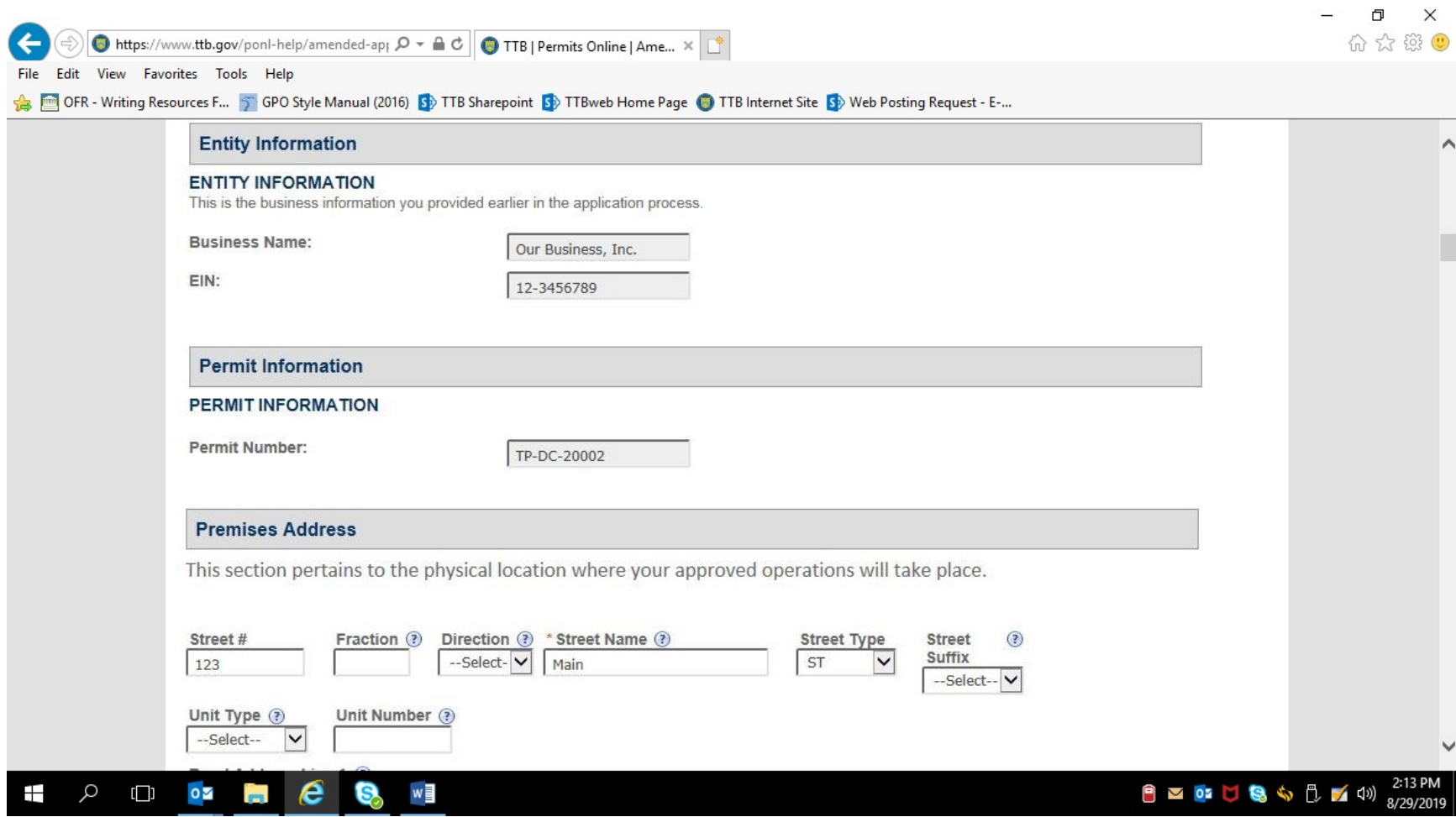
A grey-bordered box titled "Application Contact" contains the following text: "Please review the contact information we have on file for you. This should be your information, as the person filling out this application package, even if you're doing it on behalf of someone else." and "If it is incorrect update your information and then start a new application package."

The contact information listed is: **Chris Smith**, ChrisSmith@email.com, 555-555-5555, 123 Main Street, Washington, DC, 20000.

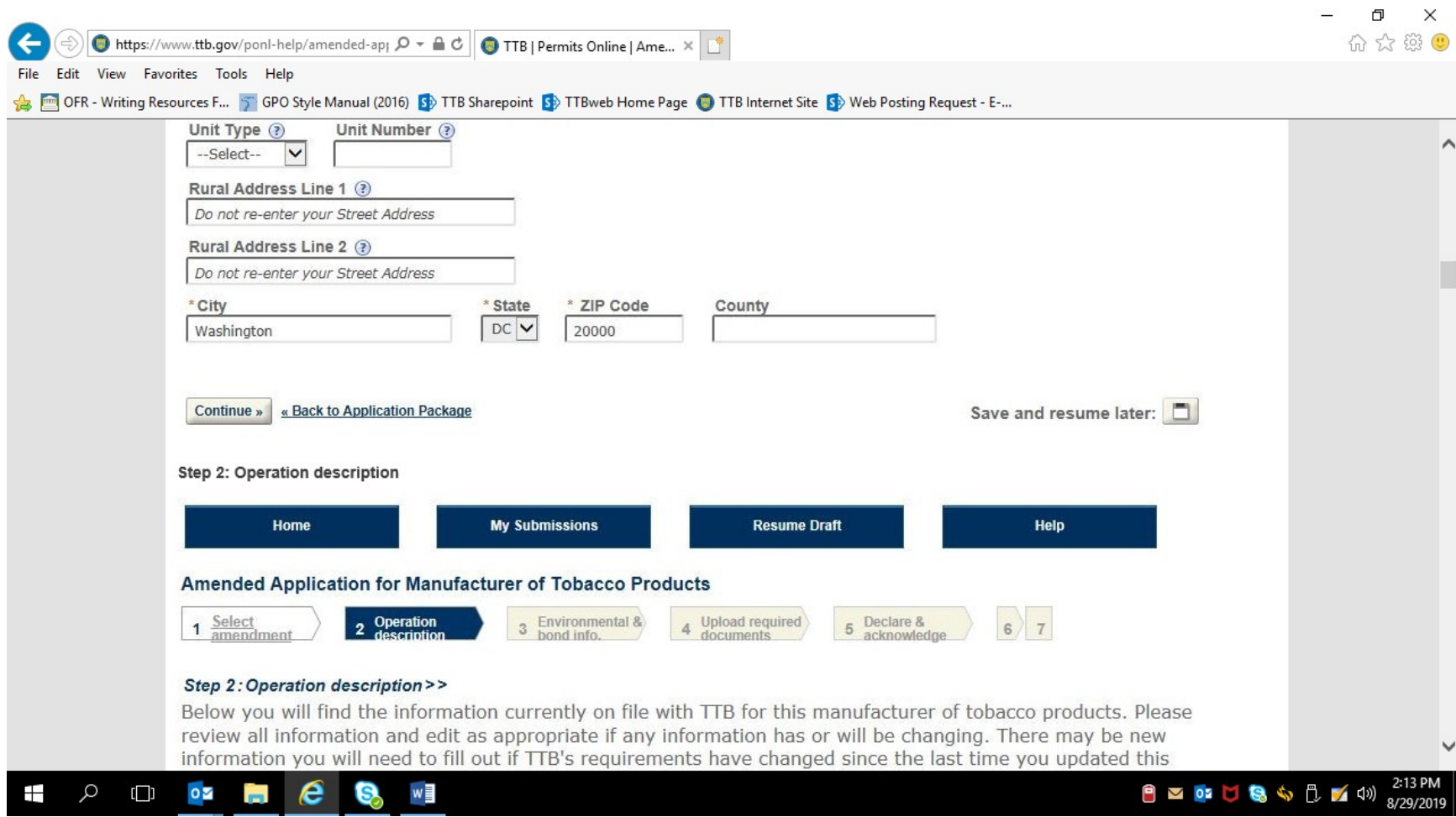
The bottom of the screenshot shows the Windows taskbar with various application icons and a system tray on the right displaying the time as 2:12 PM on 8/29/2019.



PONL 5.0 – Amended Manufacturer of Processed Tobacco or Tobacco Products, or New Tobacco Export Warehouse, Permit Applications. Screen Shots – August 2019



PONL 5.0 – Amended Manufacturer of Processed Tobacco or Tobacco Products, or New Tobacco Export Warehouse, Permit Applications. Screen Shots – August 2019



PONL 5.0 – Amended Manufacturer of Processed Tobacco or Tobacco Products, or New Tobacco Export Warehouse, Permit Applications. Screen Shots – August 2019



Step 2: Operation description

Home My Submissions Resume Draft Help

Amended Application for Manufacturer of Tobacco Products

1 Select amendment 2 Operation description 3 Environmental & bond info. 4 Upload required documents 5 Declare & acknowledge 6 7

**Step 2: Operation description >>**

Below you will find the information currently on file with TTB for this manufacturer of tobacco products. Please review all information and edit as appropriate if any information has or will be changing. There may be new information you will need to fill out if TTB's requirements have changed since the last time you updated this permit/registration. Some sections may not be fully filled out if you originally filed on paper.

**You must complete your changes and submit in one session.** If you 'Save and Resume Later' your amended information may be overwritten with information from your existing approved permit.

When updating a table you may remove or edit existing entries by selecting the checkbox next to the row(s) and selecting the 'Edit Selected' or 'Delete Selected' action as appropriate.

\* indicates a required field

Step 2a

DBA/OPERATING NAME

Doing Business As/Operating Name:

2:14 PM 8/29/2019

https://www.ttb.gov/poal-help/amended-api | TTB | Permits Online | Ame... x

File Edit View Favorites Tools Help

OFR - Writing Resources F... GPO Style Manual (2016) TTB Sharepoint TTBweb Home Page TTB Internet Site Web Posting Request - E...

\* indicates a required field

**Step 2a**

**DBA/OPERATING NAME**

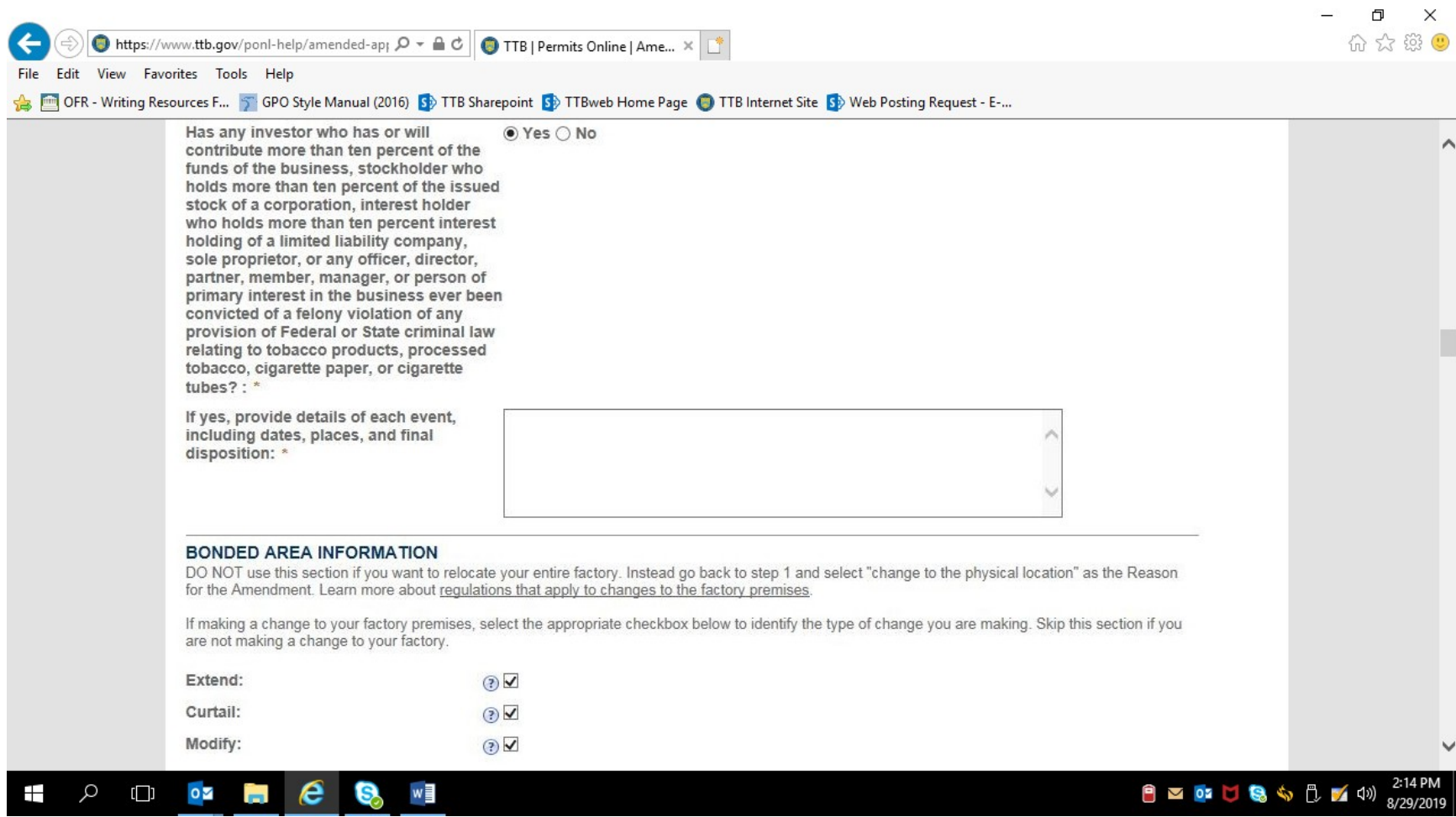
Doing Business As/Operating Name:

**OWNER BACKGROUND INFORMATION**

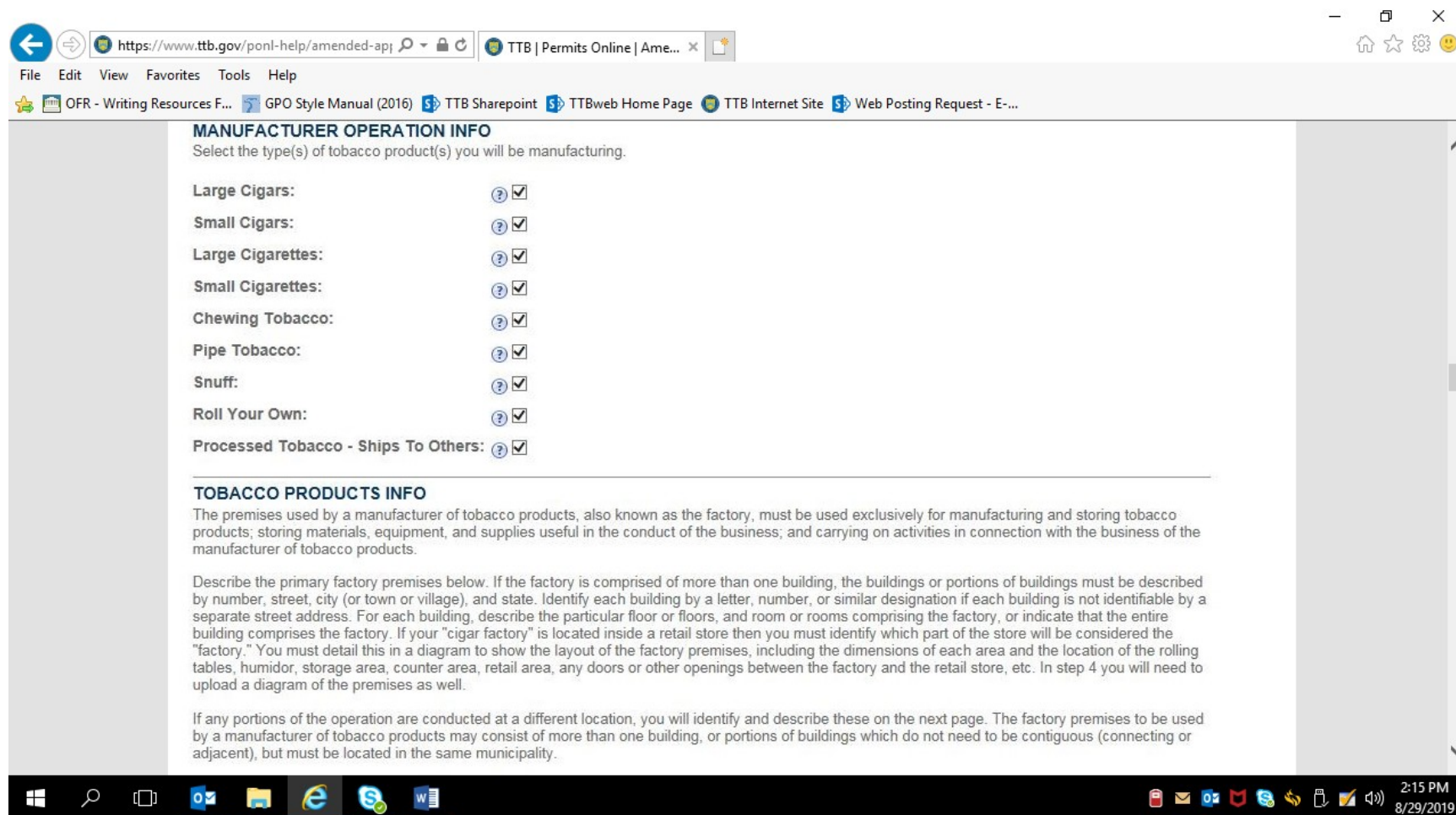
Has any investor who has or will contribute more than ten percent of the funds of the business, stockholder who holds more than ten percent of the issued stock of a corporation, interest holder who holds more than ten percent interest holding of a limited liability company, sole proprietor, or any officer, director, partner, member, manager, or person of primary interest in the business ever been subject to or are currently subject to legal proceedings involving a felony violation of any provision of Federal criminal law relating to tobacco products, processed tobacco, cigarette paper, or cigarette tubes?: \*  Yes  No

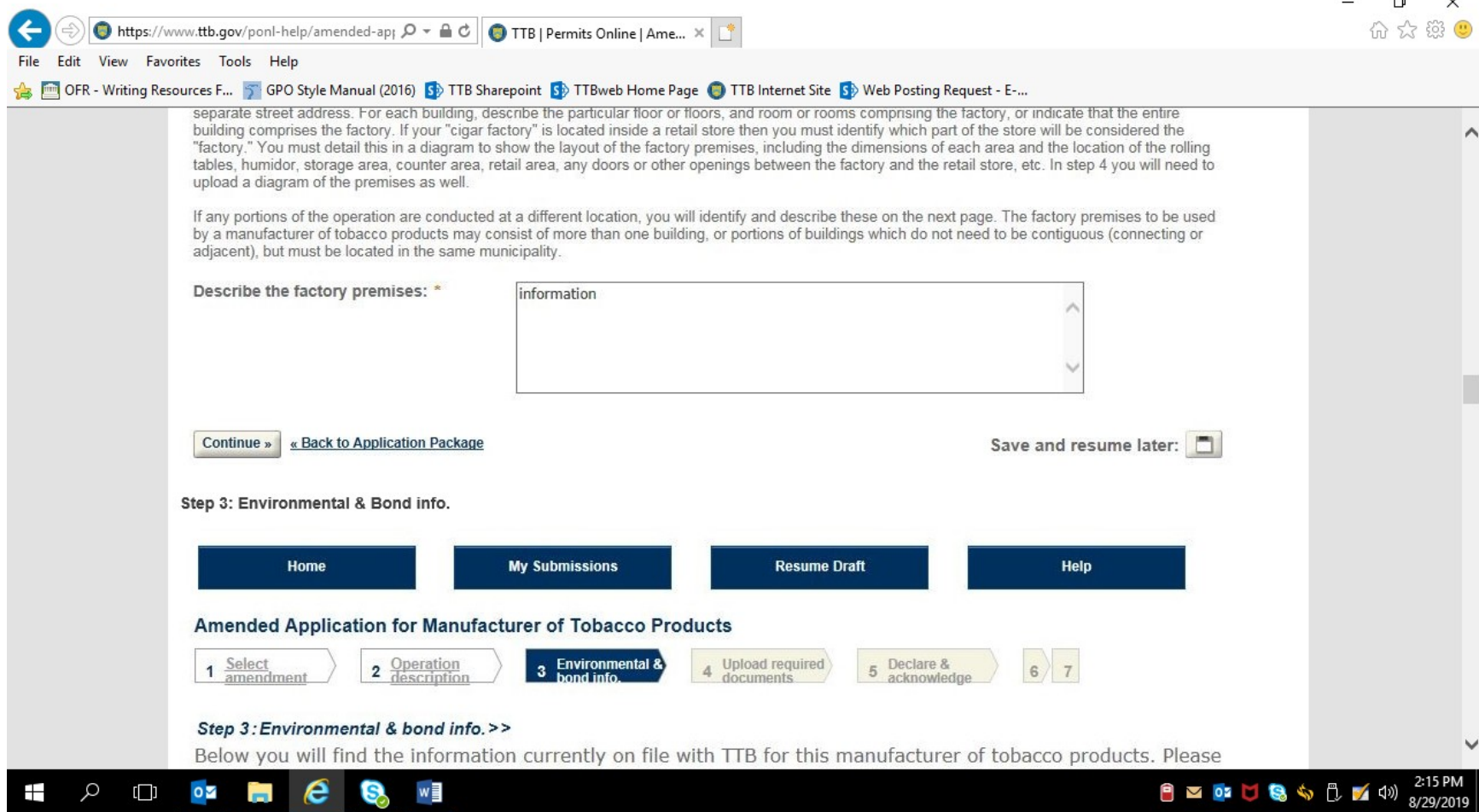
If yes, please provide details of each event, including dates and reasons: \*

Windows taskbar: 2:14 PM 8/29/2019

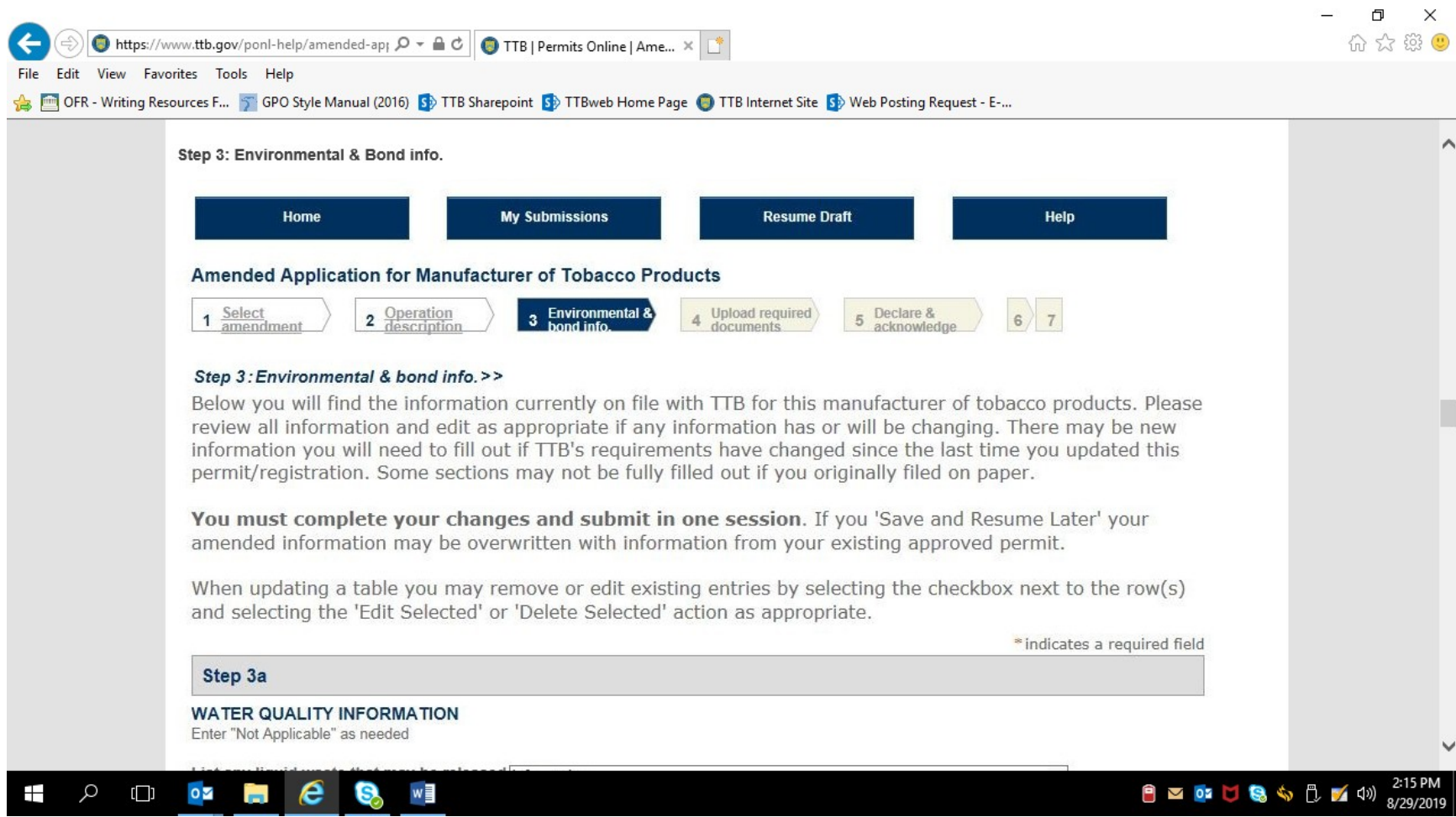


PONL 5.0 – Amended Manufacturer of Processed Tobacco or Tobacco Products, or New Tobacco Export Warehouse, Permit Applications. Screen Shots – August 2019

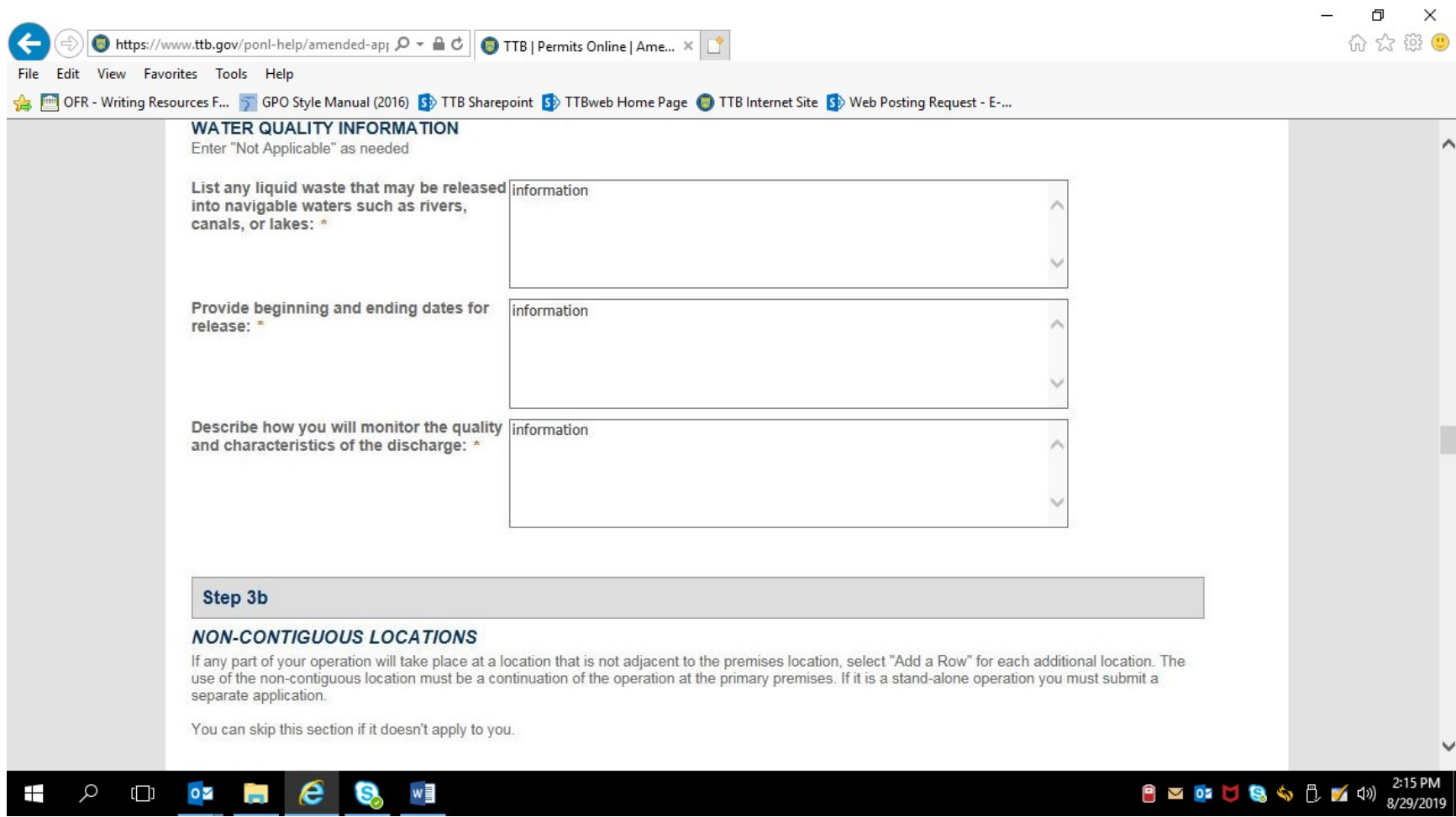




PONL 5.0 – Amended Manufacturer of Processed Tobacco or Tobacco Products, or New Tobacco Export Warehouse, Permit Applications. Screen Shots – August 2019



PONL 5.0 – Amended Manufacturer of Processed Tobacco or Tobacco Products, or New Tobacco Export Warehouse, Permit Applications. Screen Shots – August 2019



https://www.ttb.gov/pnl-help/amended-apj | TTB | Permits Online | Ame... x

File Edit View Favorites Tools Help

OFR - Writing Resources F... GPO Style Manual (2016) TTB Sharepoint TTBweb Home Page TTB Internet Site Web Posting Request - E...

**Step 3b**

**NON-CONTIGUOUS LOCATIONS**

If any part of your operation will take place at a location that is not adjacent to the premises location, select "Add a Row" for each additional location. The use of the non-contiguous location must be a continuation of the operation at the primary premises. If it is a stand-alone operation you must submit a separate application.

You can skip this section if it doesn't apply to you.

Showing 0-0 of 0

Non-contiguous Location Address	Description of Non-contiguous Location	Driving distance from the primary operation	Description of proposed Operation(s)
No records found.			

---

**TOBACCO BOND**

A bond is required with this application. Select "Add a Row" to provide your bond information. Learn more about [how much bond coverage you need](#).

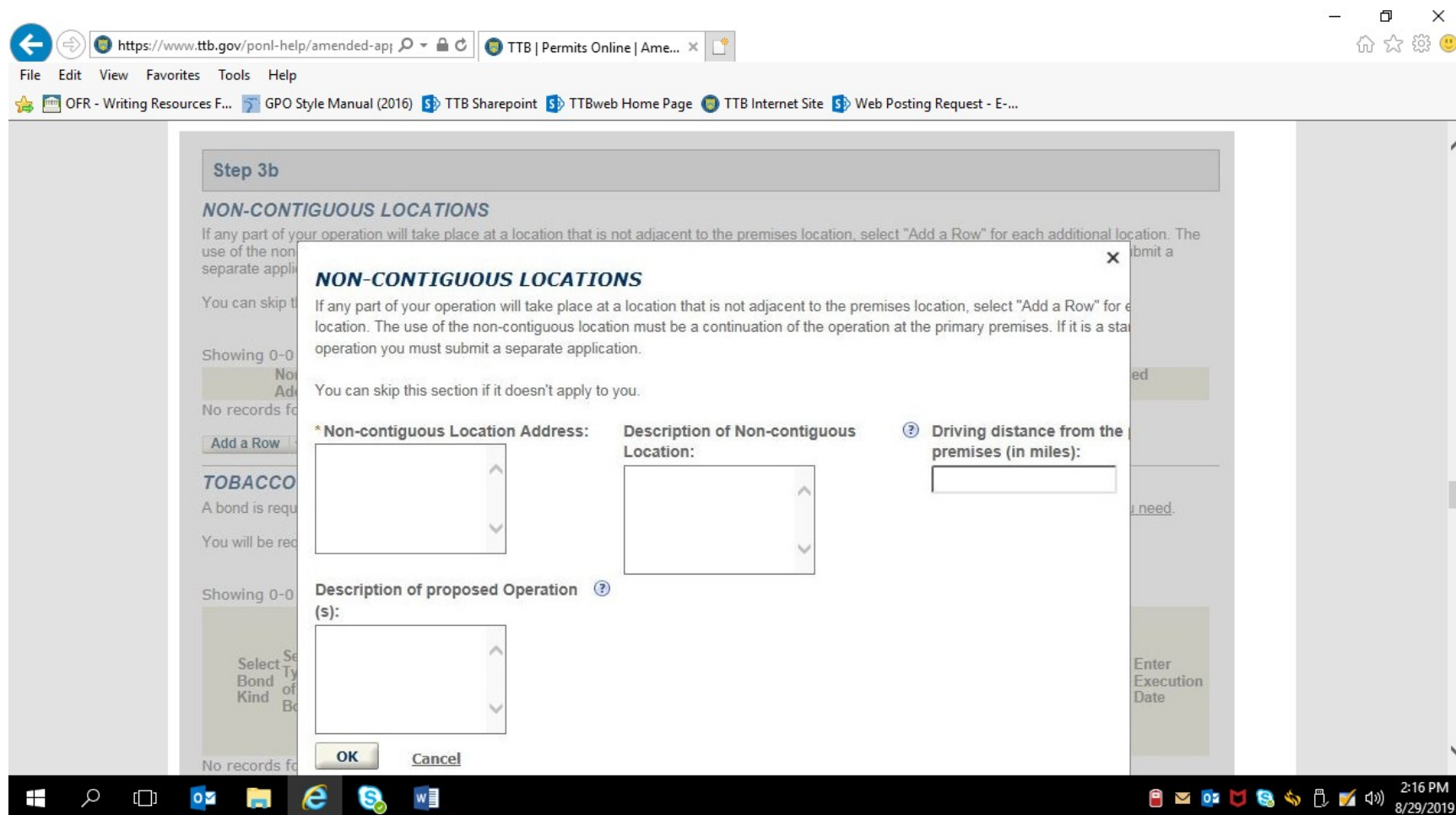
You will be required to upload a corresponding [TTB F 5200.29 Tobacco Bond](#) on the next page.

Showing 0-0 of 0

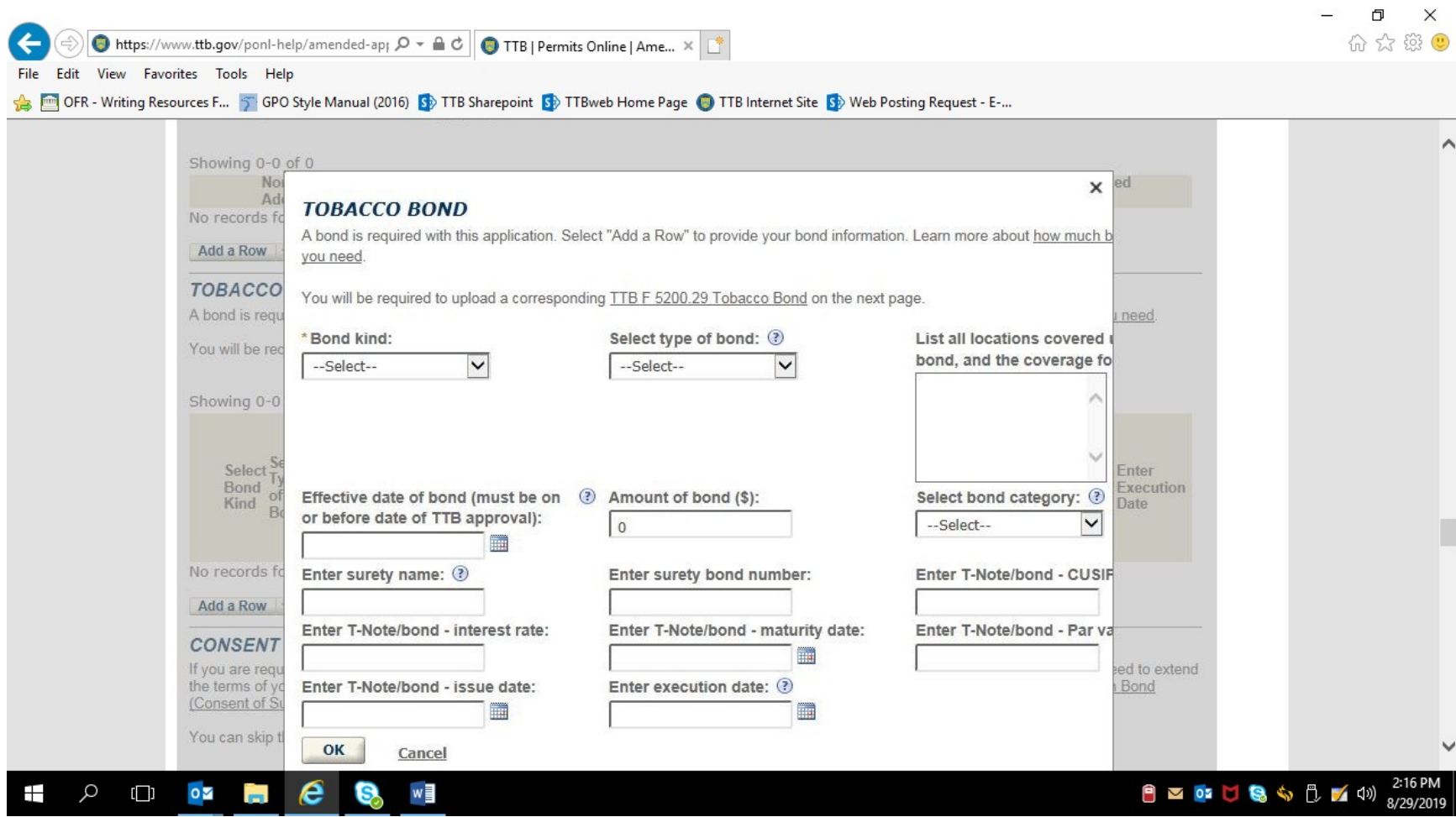
Select Bond Kind	Select Type of Bond	List all locations covered under this bond	Effective Date of Bond (must be on or before date of TTB approval)	Amount of Bond	Select Bond Category	Enter Surety Name	Enter Surety Bond Number	Enter T-Note/Bond - CUSIP	Enter T-Note/Bond - Interest Rate	Enter T-Note/Bond - Maturity Date	Enter T-Note/Bond - Par Value	Enter T-Note/Bond - Issue Date	Enter Bond Execution Date
No records found.													

Windows taskbar: 2:16 PM 8/29/2019

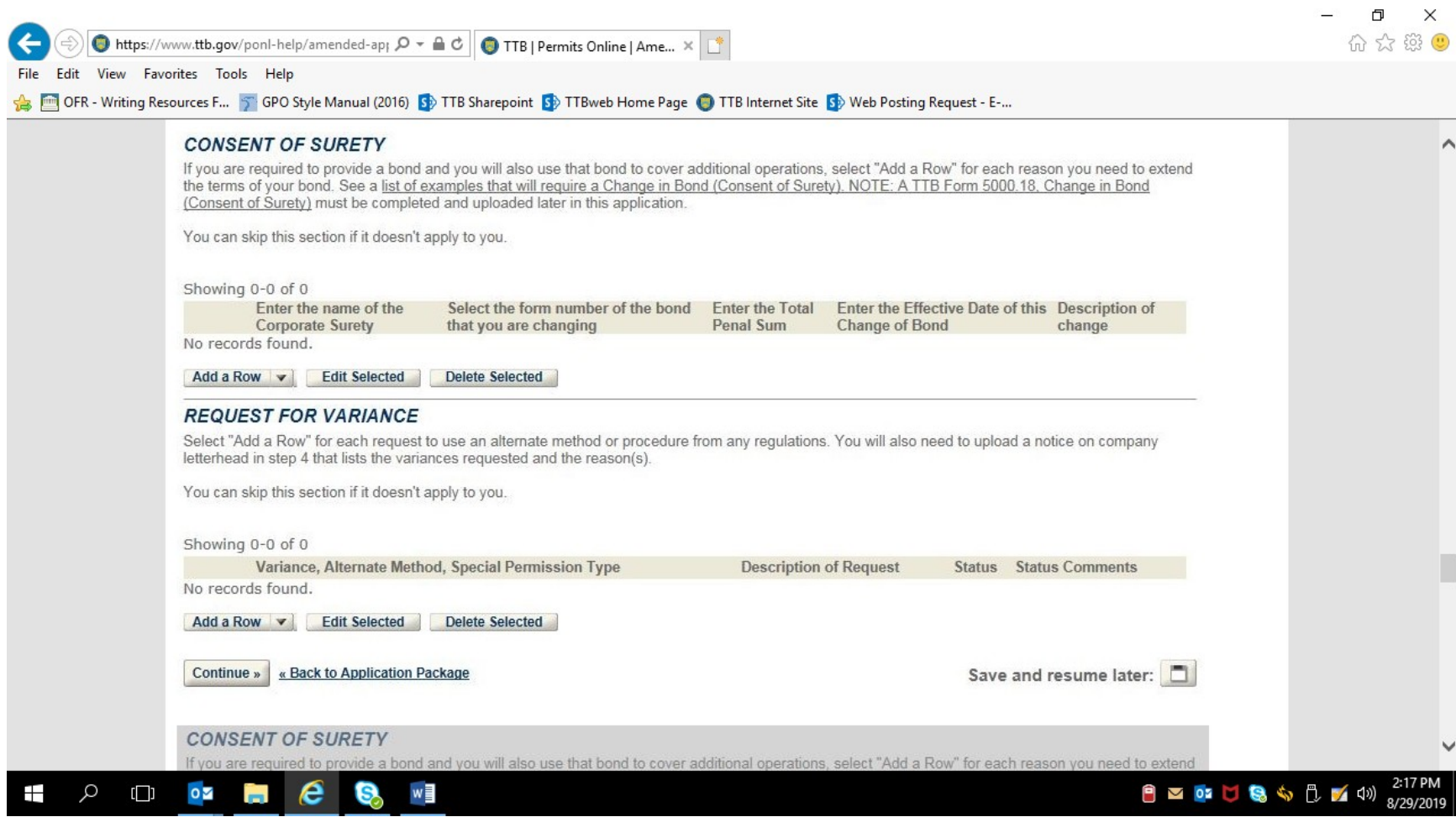


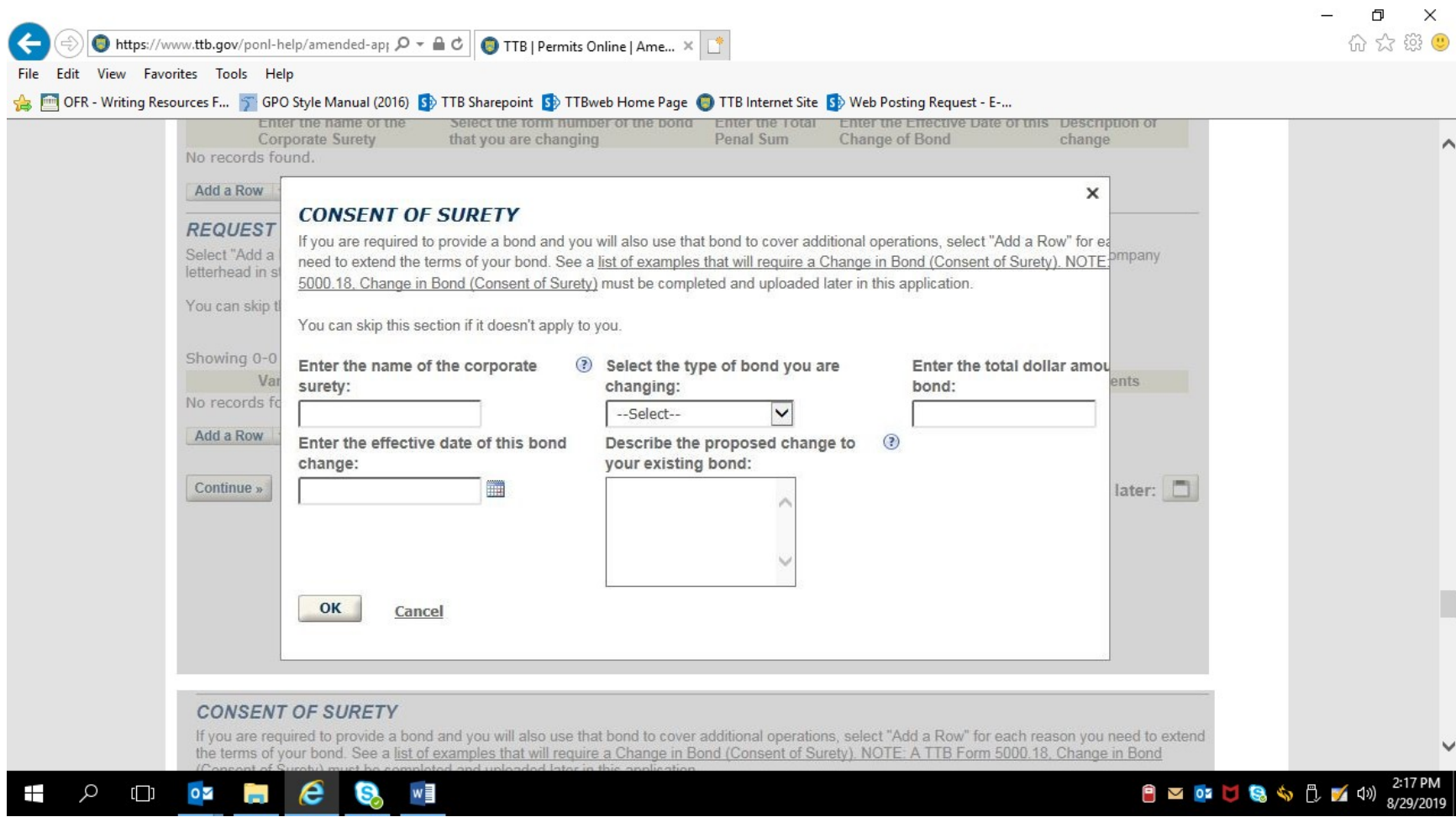


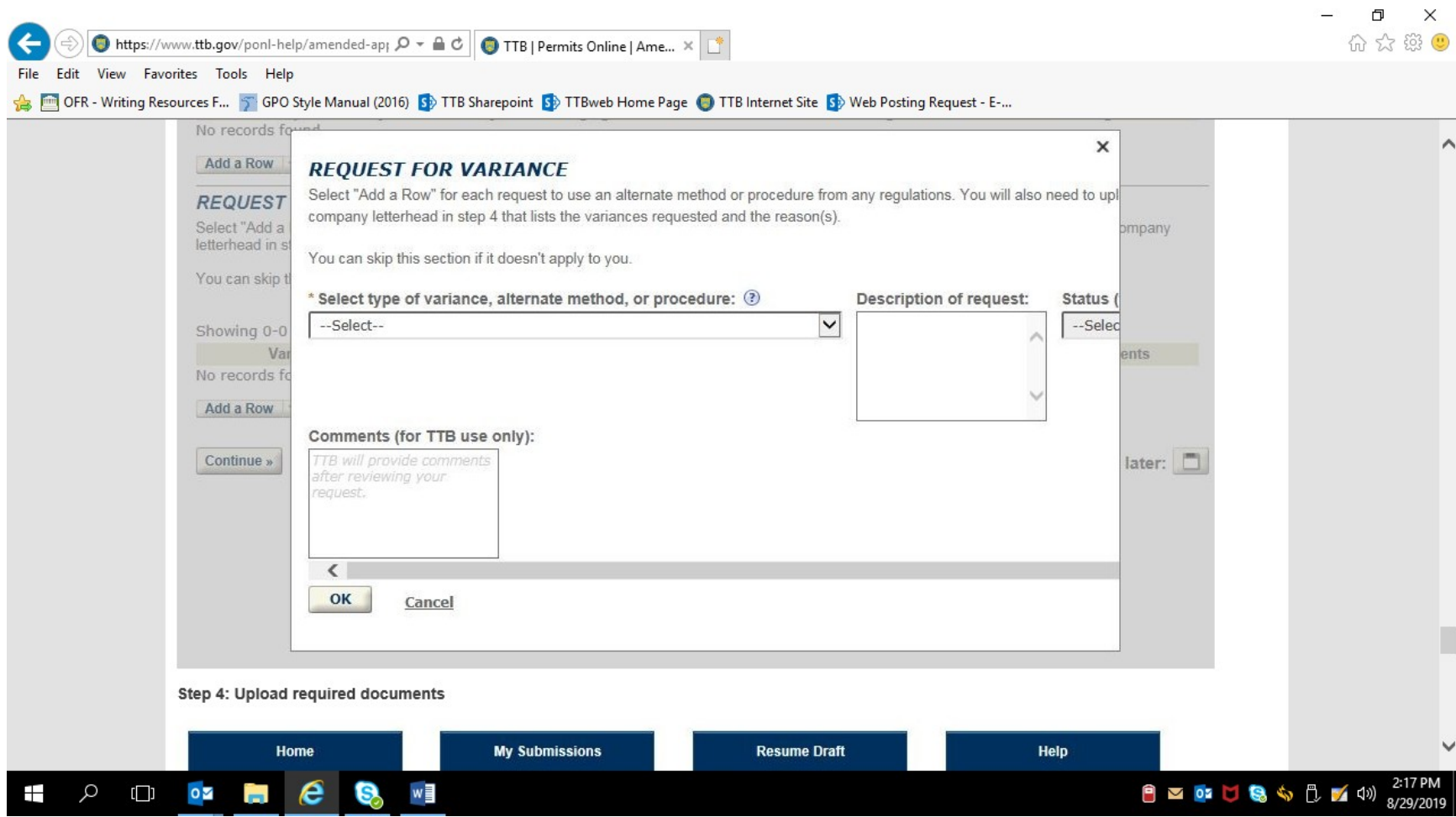
PONL 5.0 – Amended Manufacturer of Processed Tobacco or Tobacco Products, or New Tobacco Export Warehouse, Permit Applications. Screen Shots – August 2019



PONL 5.0 – Amended Manufacturer of Processed Tobacco or Tobacco Products, or New Tobacco Export Warehouse, Permit Applications. Screen Shots – August 2019







The screenshot shows a web browser window with the URL <https://www.ttb.gov/ponl-help/amended-apl>. The page title is "Amended Application for Manufacturer of Tobacco Products". The current step is "Step 4: Upload required documents", which is highlighted in the progress bar. The progress bar shows 7 steps: 1, 2 (Operation description), 3 (Environmental & bond info), 4 (Upload required documents), 5 (Declare & acknowledge), 6 (Review), and 7.

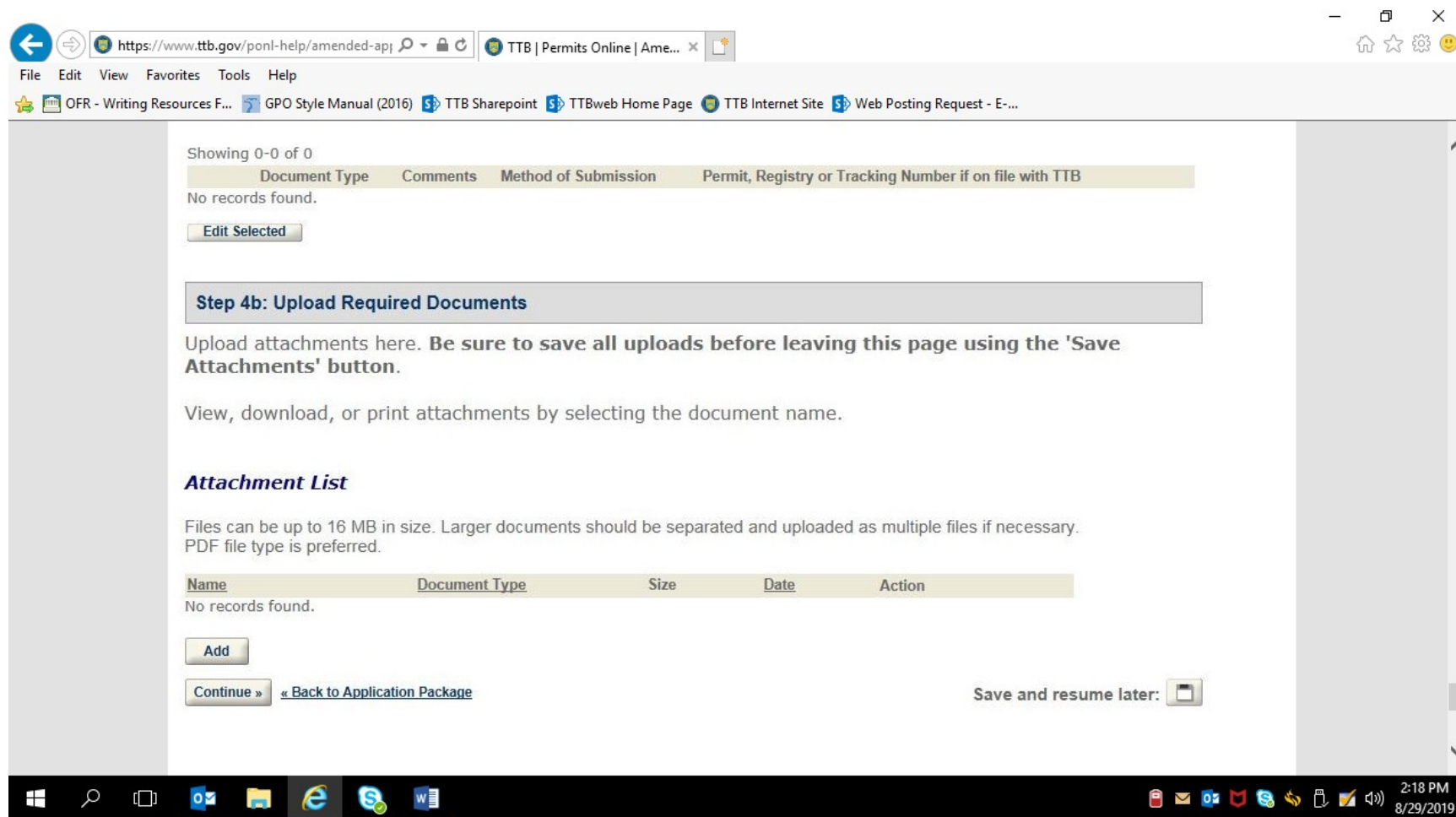
Below the progress bar, there is a section titled "Step 4: Upload required documents >>". A note indicates that an asterisk (\*) indicates a required field. Underneath, there is a sub-section "Step 4a" and a "REQUIRED DOCUMENT CHECKLIST".

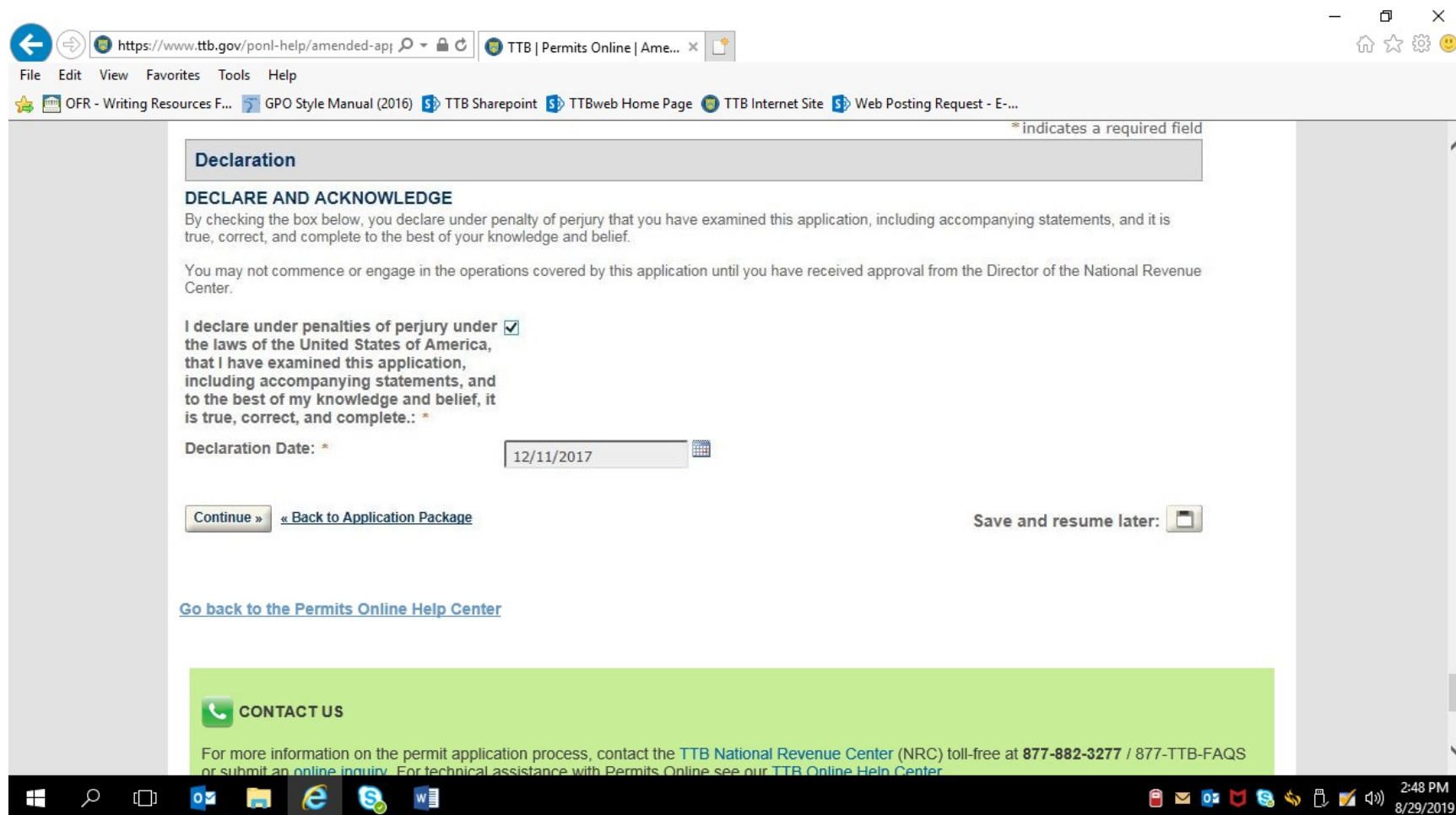
The "REQUIRED DOCUMENT CHECKLIST" section contains the following text: "Based on the information you have given us, the following documents need to accompany your application. Please edit the Method of Submission to tell us how you'll provide these documents:"

- **Documents you plan to upload:** Mark as "Uploaded." [Learn more about the type of information that should be included in each document.](#)
- **Documents already on file with TTB:** Mark as "On File and Previously Approved by TTB."

Below the checklist, there is an important note: "Important: Please make any changes to the Method of Submission on your FINAL PASS through this application, since previous edits will be overwritten upon revisiting this page." Another note states: "If no documents are listed in the table below, you are not required to upload any supporting documents and can continue your application."

At the bottom of the page, there is a table header with the following columns: "Document Type", "Comments", "Method of Submission", and "Permit, Registry or Tracking Number if on file with TTB". The table content is currently empty, showing "Showing 0-0 of 0".







**APPLICATION FOR AMENDED TOBACCO EXPORT WAREHOUSE PERMIT:**

https://www.ttb.gov/ponl-help/amended-apl

TTB | Permits Online | Ame...

File Edit View Favorites Tools Help

OFR - Writing Resources F... GPO Style Manual (2016) TTB Sharepoint TTBweb Home Page TTB Internet Site Web Posting Request - E...

**TTB** Alcohol and Tobacco Tax and Trade Bureau  
U.S. Department of the Treasury

Who We Are What We Do TTB Audiences Resources

REPORT FRAUD: TTB Tips Online

Search

Contact TTB | Español Français 中文

TTB Home > Permits Online Help > Permits Online | Amended Application for Tobacco Export Warehouses

## Permits Online: Preview the Amended Application for Tobacco Export Warehouse

File this application to:

- Change premises location
- Change bonded area
- Change bond
- Add or remove variance or alternate method
- Change DBA/Operating name

*Note:* You may submit multiple amendments in one application.

*Note:* not all questions shown in the screen prints below will appear when you fill out your application. Some questions appear based on the answers you select.

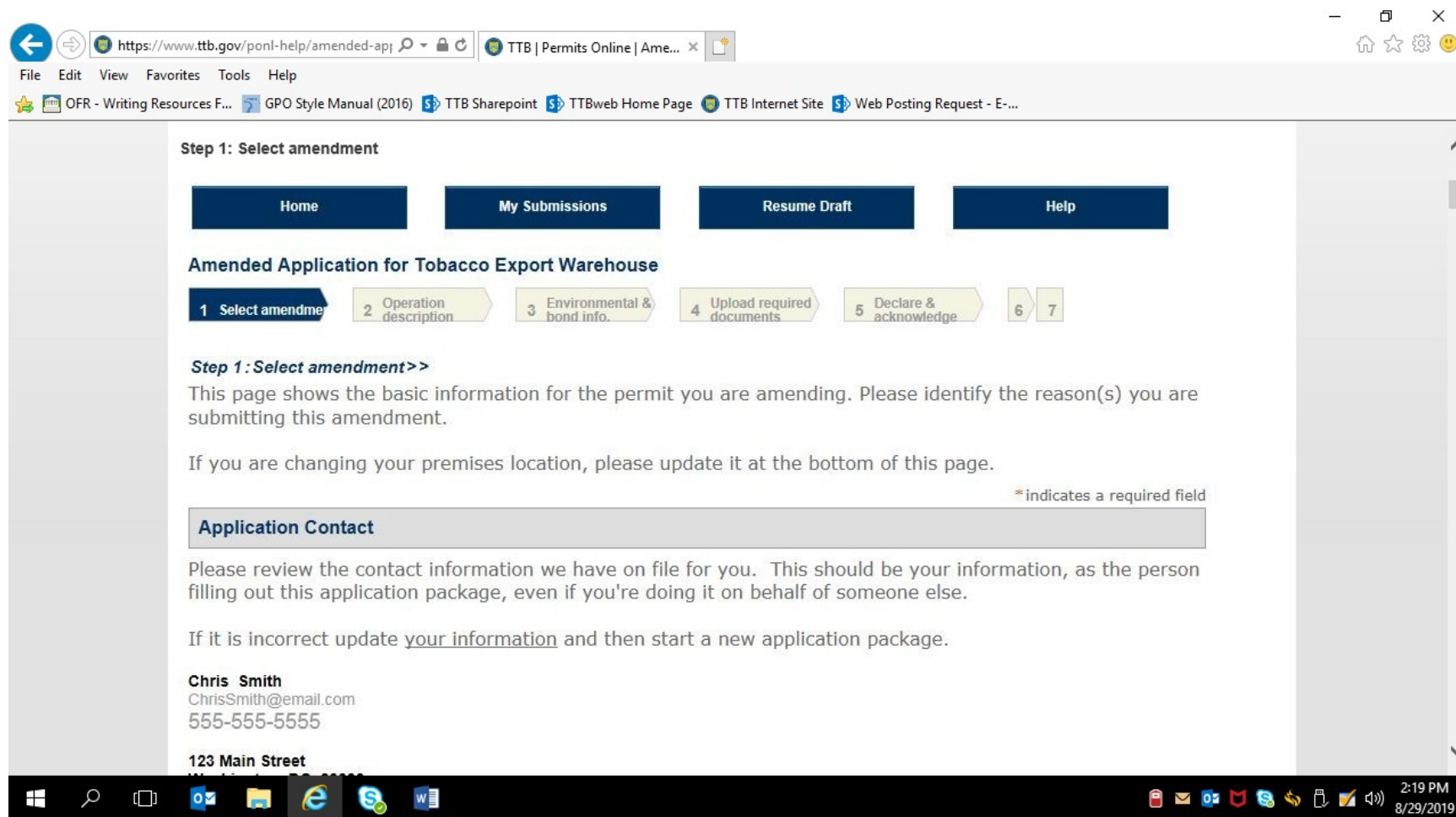
**Step 1: Select amendment**

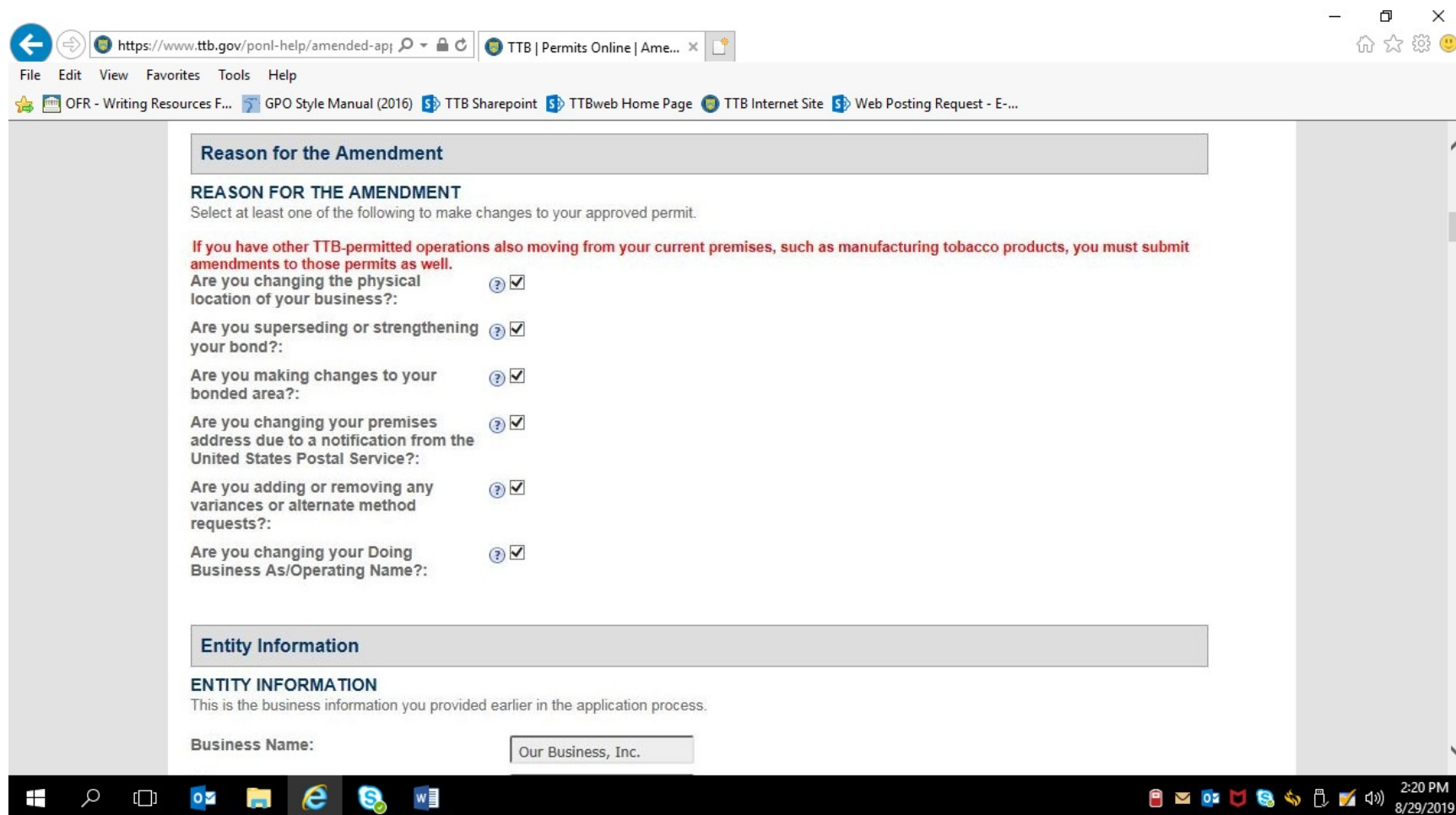
Home My Submissions Resume Draft Help

**Amended Application for Tobacco Export Warehouse**

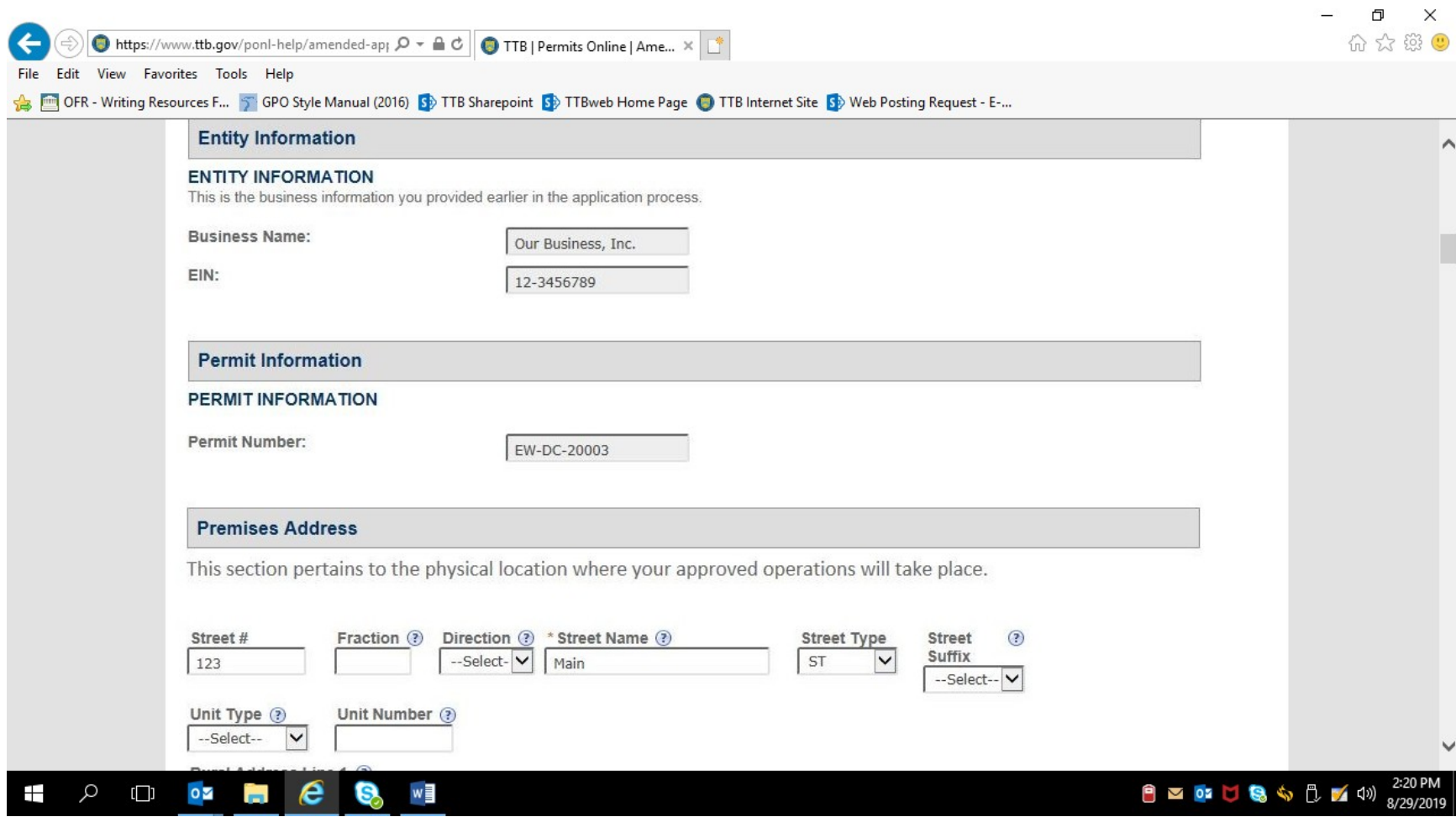
1 Select amendment 2 Operation description 3 Environmental & bond info. 4 Upload required documents 5 Declare & acknowledge 6 7

2:18 PM 8/29/2019

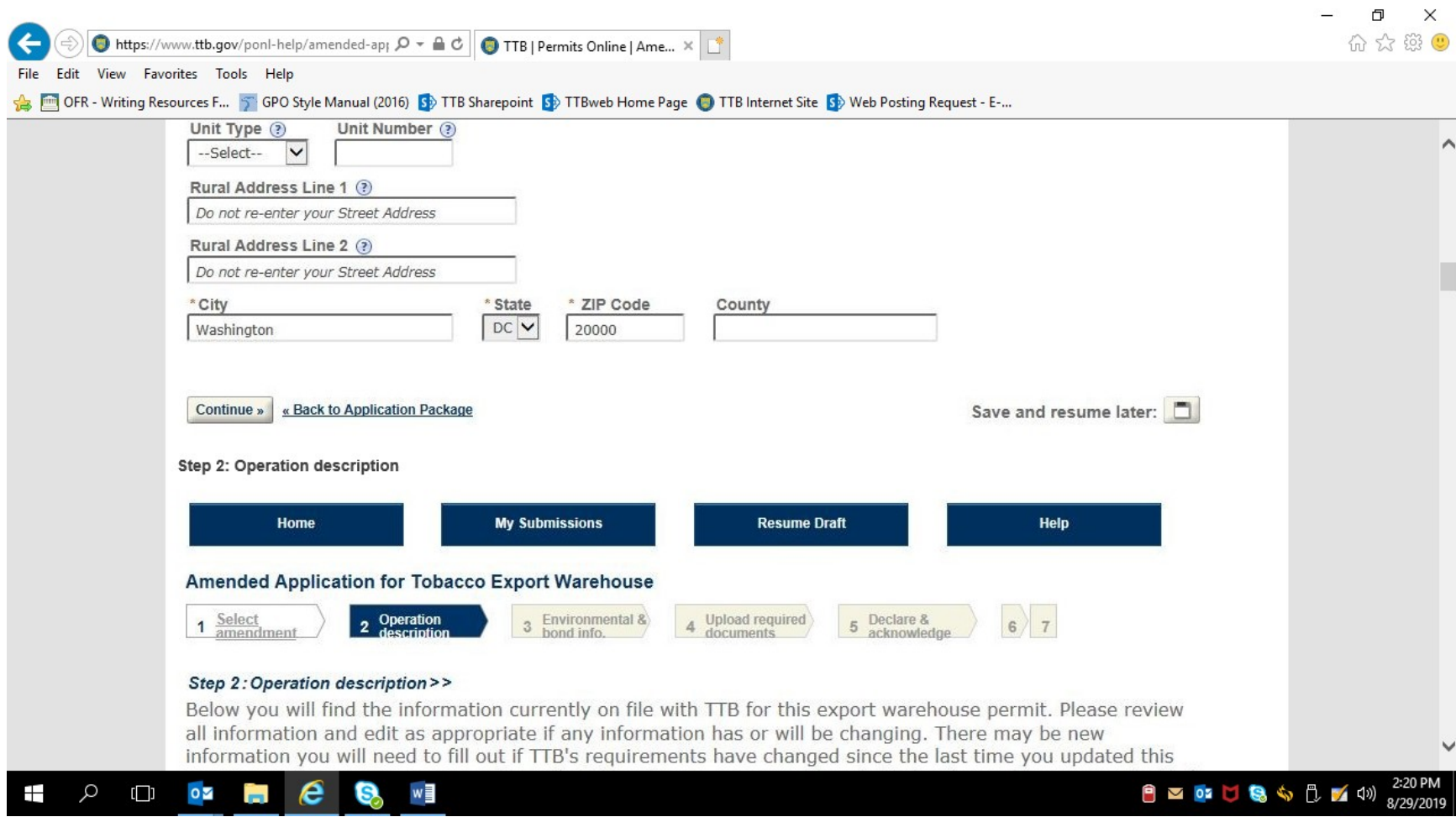


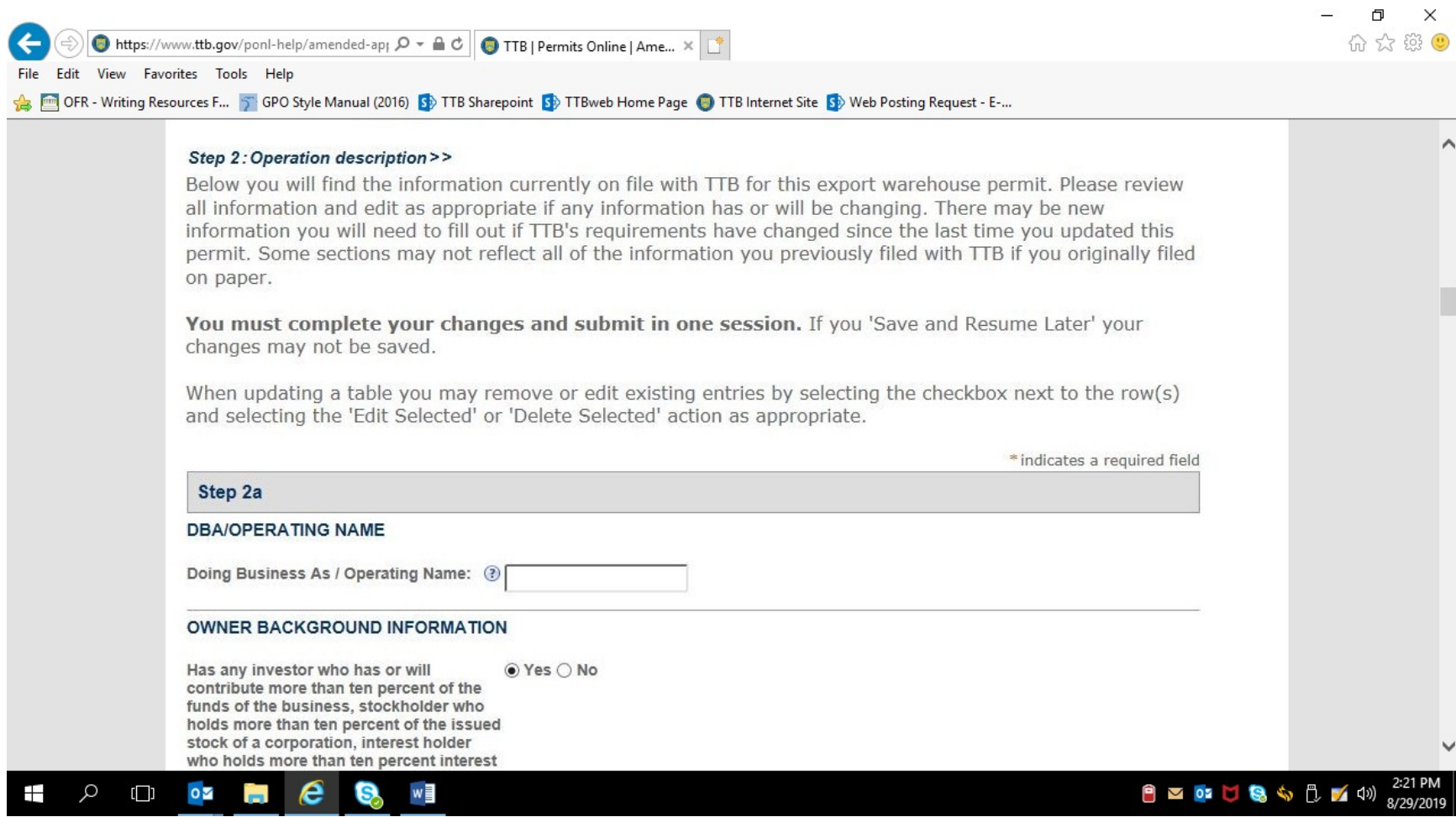


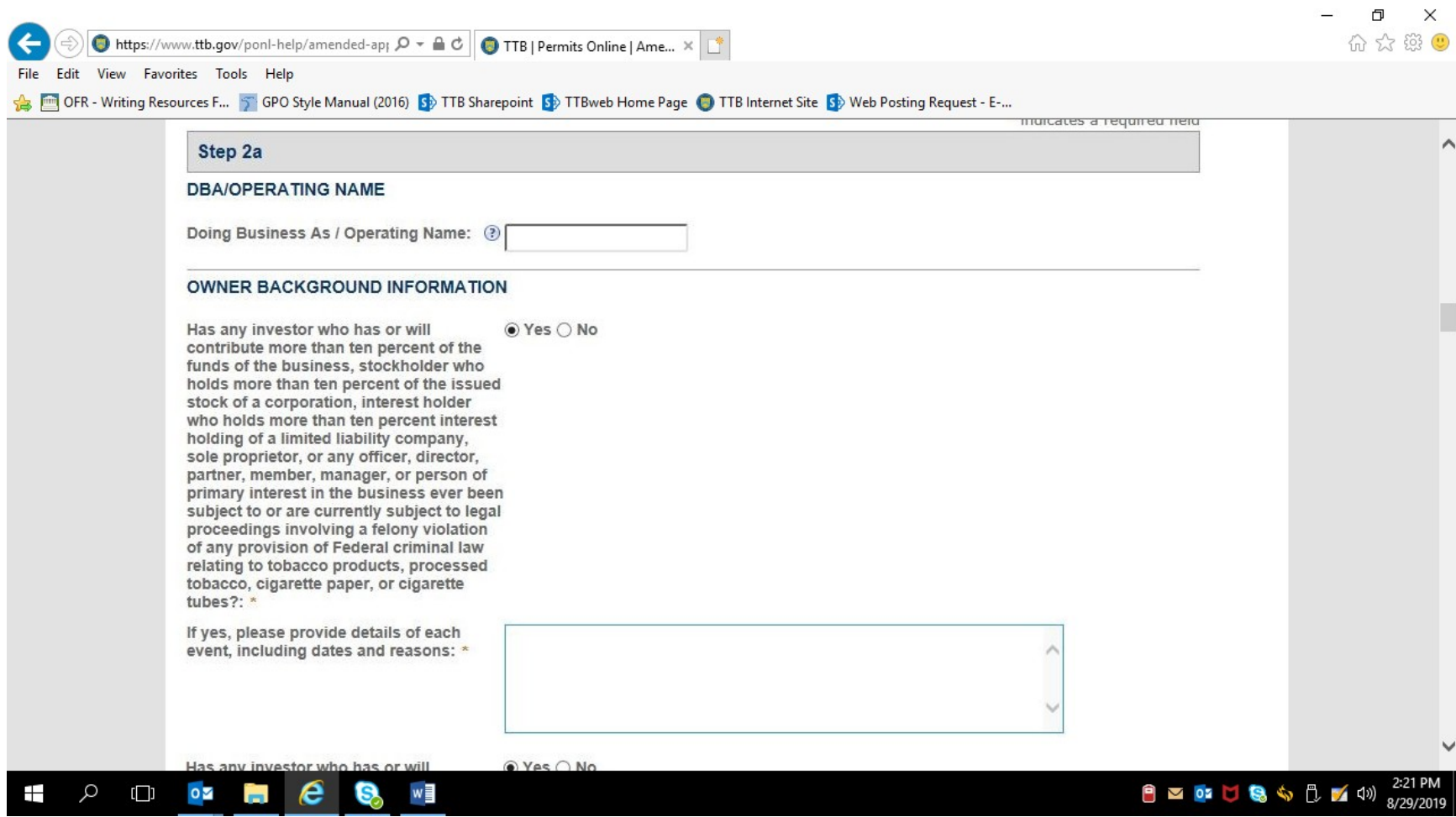
PONL 5.0 – Amended Manufacturer of Processed Tobacco or Tobacco Products, or New Tobacco Export Warehouse, Permit Applications. Screen Shots – August 2019



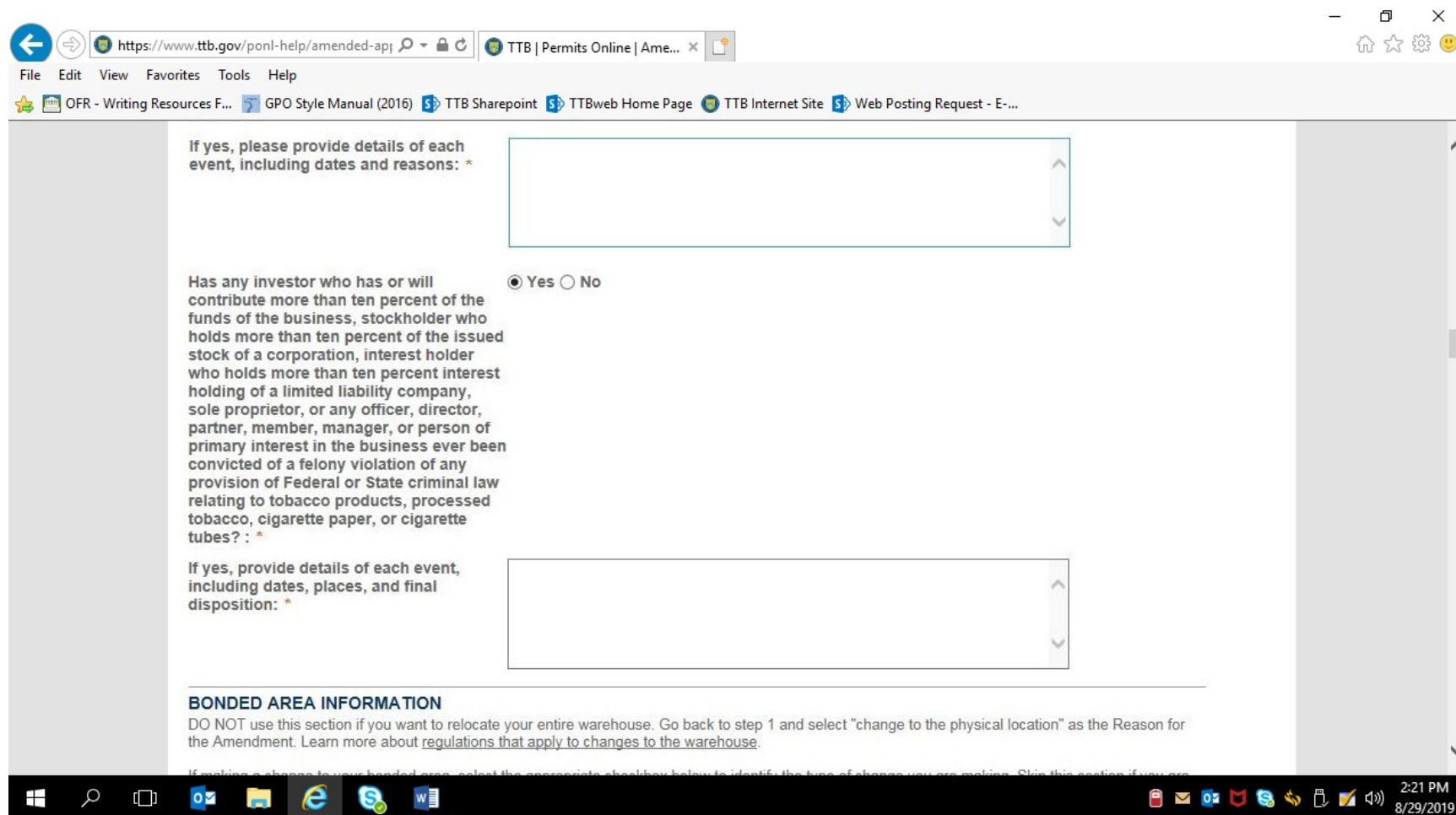
PONL 5.0 – Amended Manufacturer of Processed Tobacco or Tobacco Products, or New Tobacco Export Warehouse, Permit Applications. Screen Shots – August 2019



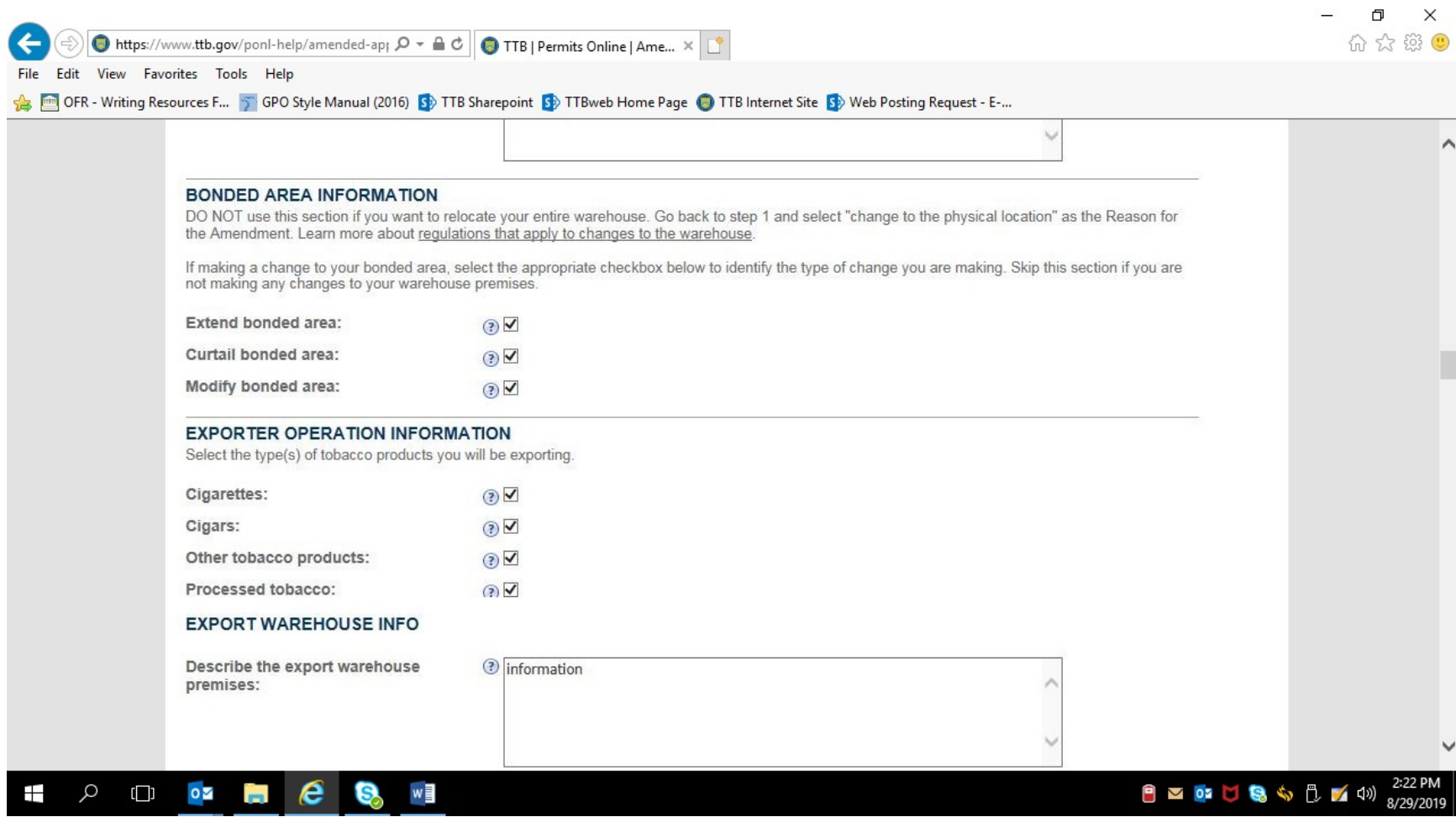




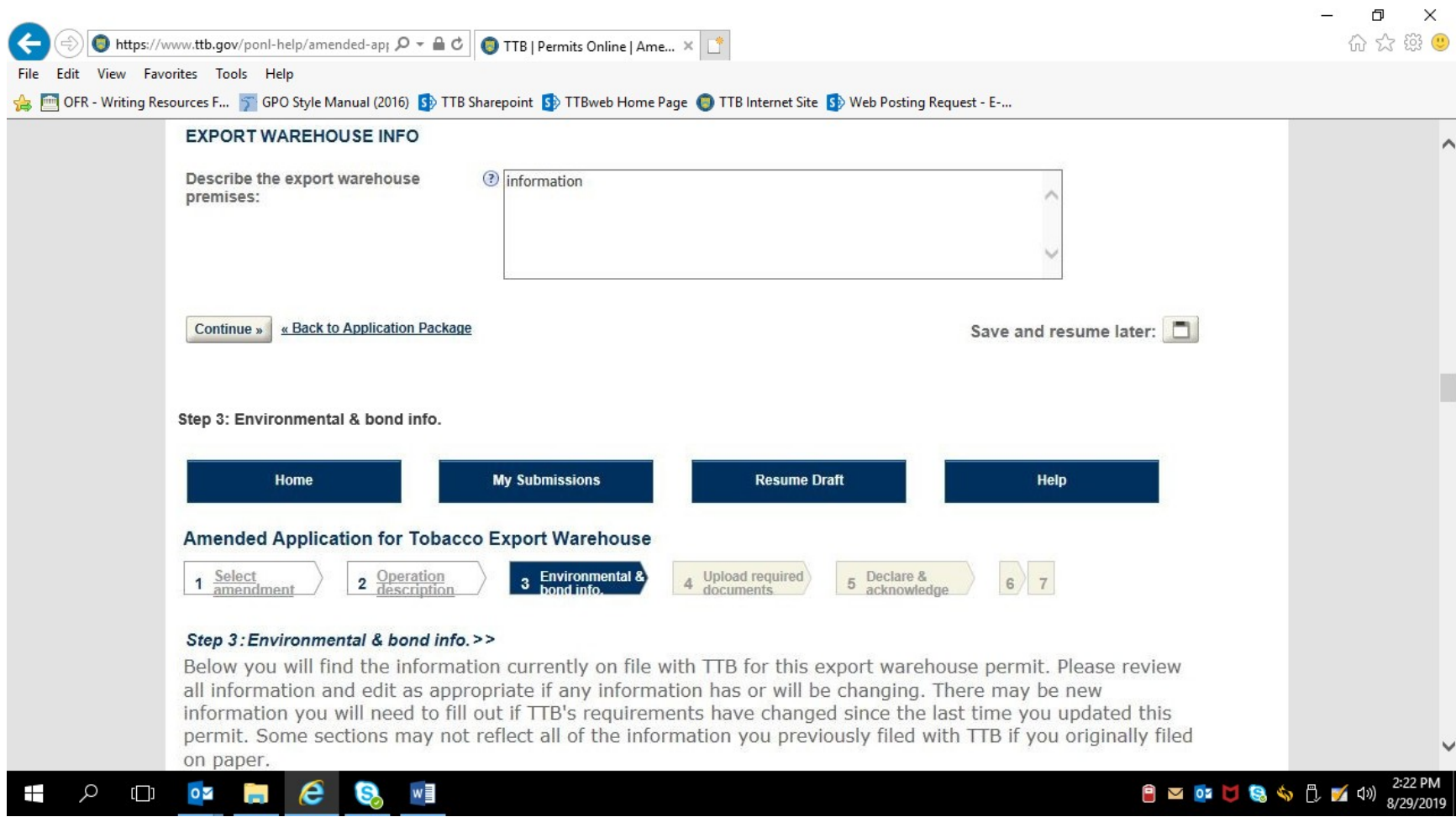
PONL 5.0 – Amended Manufacturer of Processed Tobacco or Tobacco Products, or New Tobacco Export Warehouse, Permit Applications. Screen Shots – August 2019



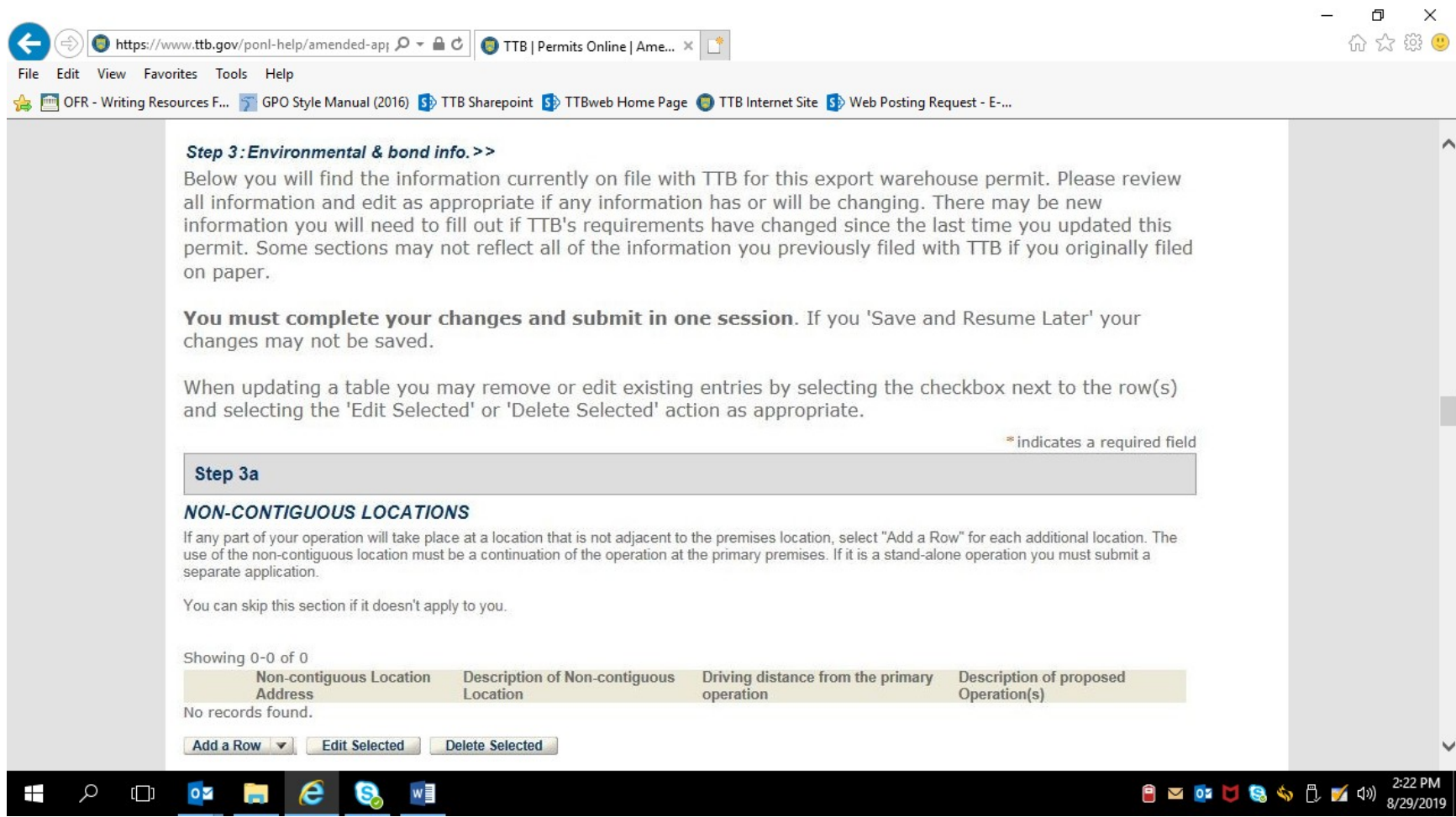




PONL 5.0 – Amended Manufacturer of Processed Tobacco or Tobacco Products, or New Tobacco Export Warehouse, Permit Applications. Screen Shots – August 2019



PONL 5.0 – Amended Manufacturer of Processed Tobacco or Tobacco Products, or New Tobacco Export Warehouse, Permit Applications. Screen Shots – August 2019



Showing 0-0 of 0

Non-contiguous Location Address	Description of Non-contiguous Location	Driving distance from the primary operation	Description of proposed Operation(s)
No records found.			

### Amended Application for Tobacco Export Warehouse

**NON-CONTIGUOUS LOCATIONS**

If any part of your operation will take place at a location that is not adjacent to the premises location, select "Add a Row" for each location. The use of the non-contiguous location must be a continuation of the operation at the primary premises. If it is a stand-alone operation you must submit a separate application.

You can skip this section if it doesn't apply to you.

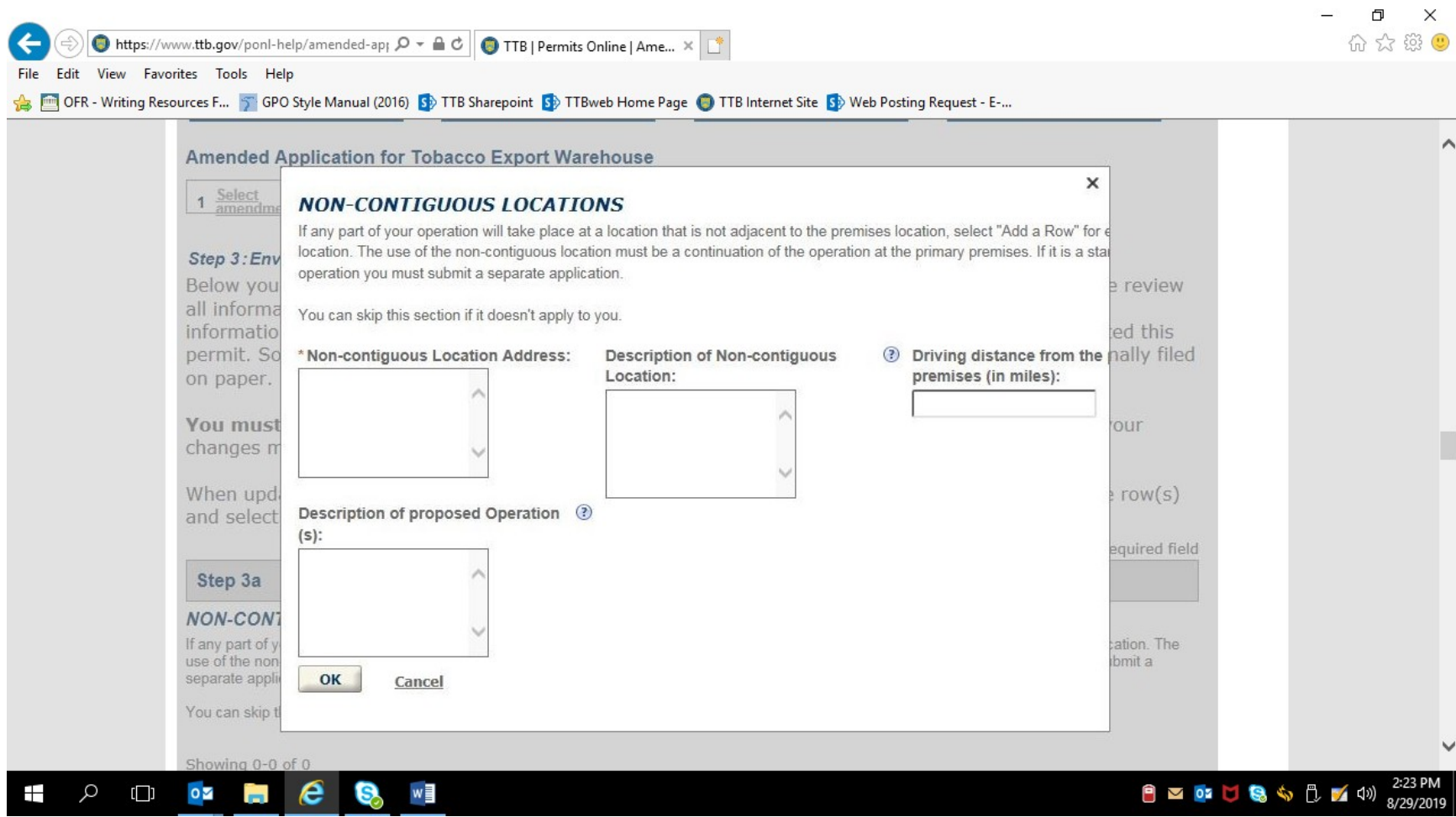
\* Non-contiguous Location Address:

Description of Non-contiguous Location:

Driving distance from the premises (in miles):

Description of proposed Operation (s):

Windows taskbar: 2:23 PM 8/29/2019



PONL 5.0 – Amended Manufacturer of Processed Tobacco or Tobacco Products, or New Tobacco Export Warehouse, Permit Applications. Screen Shots – August 2019

https://www.ttb.gov/poal-help/amended-apj | TTB | Permits Online | Ame... x

File Edit View Favorites Tools Help

OFR - Writing Resources F... GPO Style Manual (2016) TTB Sharepoint TTBweb Home Page TTB Internet Site Web Posting Request - E...

### TOBACCO BOND

A bond is required with this application. Select "Add a Row" to provide your bond information. Learn more about [how much bond coverage you need](#).

You will be required to upload a corresponding [TTB F 5200.29 Tobacco Bond](#) on the next page.

Showing 0-0 of 0

Select Bond Kind	Select Type of Bond	Effective Date of Bond (must be on or before date of TTB approval)	Amount of Bond	Select Bond Category	Enter Surety Name	Enter Surety Bond Number	Enter T-Note/Bond - CUSIP Number	Enter T-Note/Bond - Interest Rate	Enter T-Note/Bond - Maturity Date	Enter T-Note/Bond - Par Value	Enter T-Note/Bond - Issue Date	Enter Execution Date
No records found.												

Add a Row Edit Selected Delete Selected

### CONSENT OF SURETY

If you are required to provide a bond and you will also use that bond to cover additional operations, select "Add a Row" for each reason you need to extend the terms of your bond. See a list of [examples](#) that will require a Change in Bond (Consent of Surety). NOTE: A TTB Form 5000.18, [Change in Bond](#) (Consent of Surety), must be completed and uploaded later in this application.

You can skip this section if it doesn't apply to you.

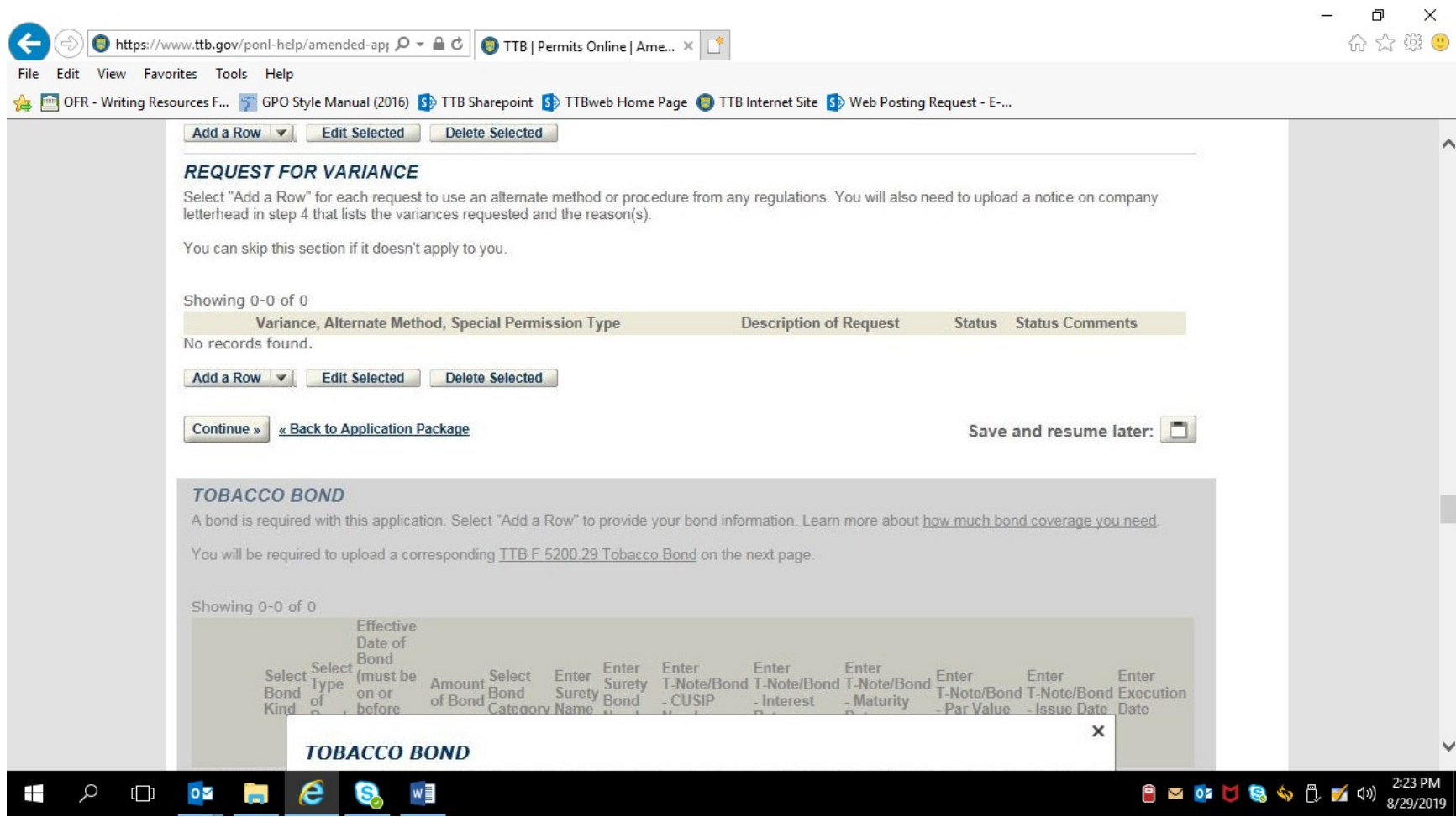
Showing 0-0 of 0

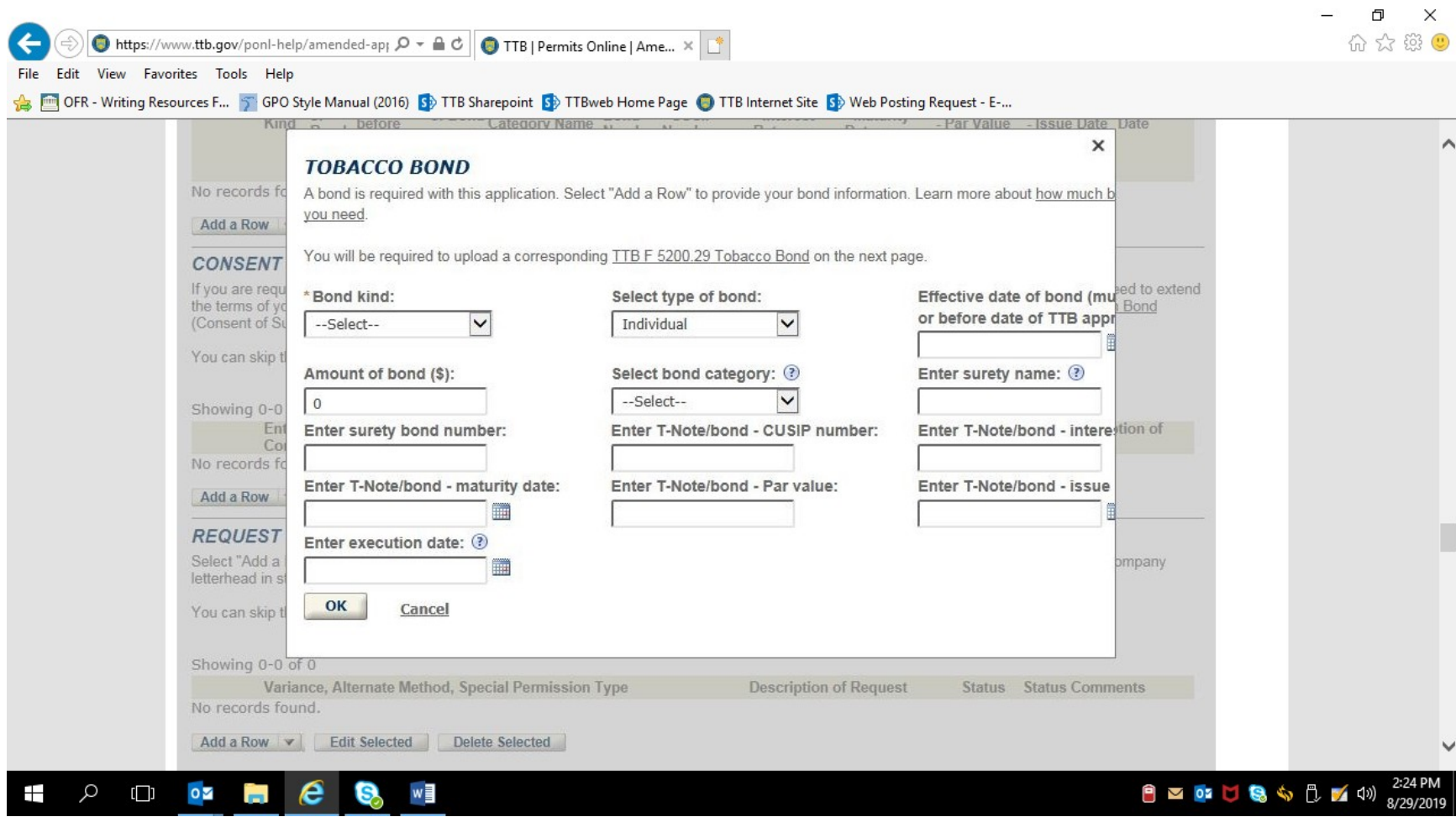
Enter the name of the Corporate Surety	Select the form number of the bond that you are changing	Enter the Total Penal Sum	Enter the Effective Date of this Change of Bond	Description of change
No records found.				

Add a Row Edit Selected Delete Selected

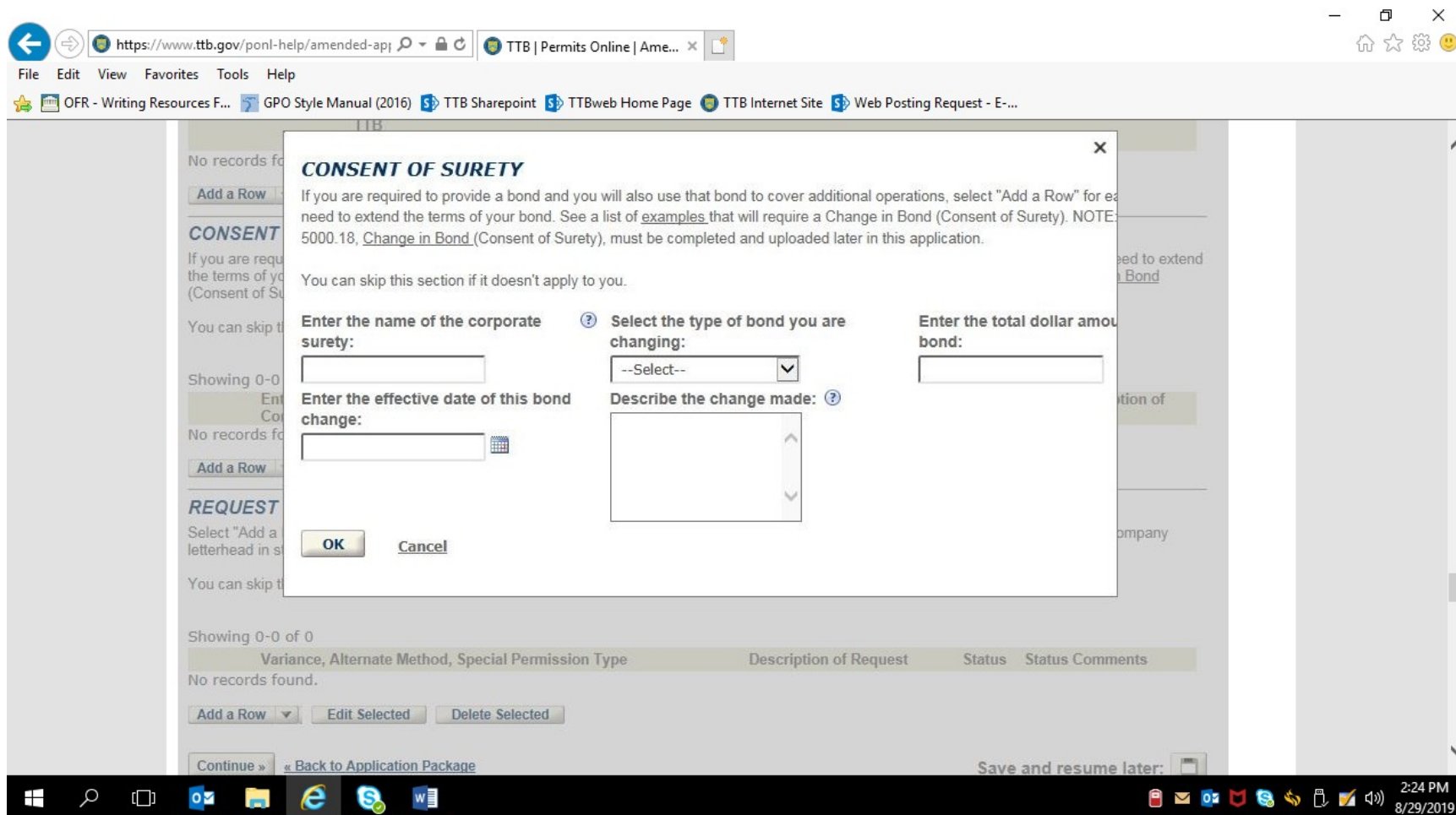
### REQUEST FOR VARIANCE

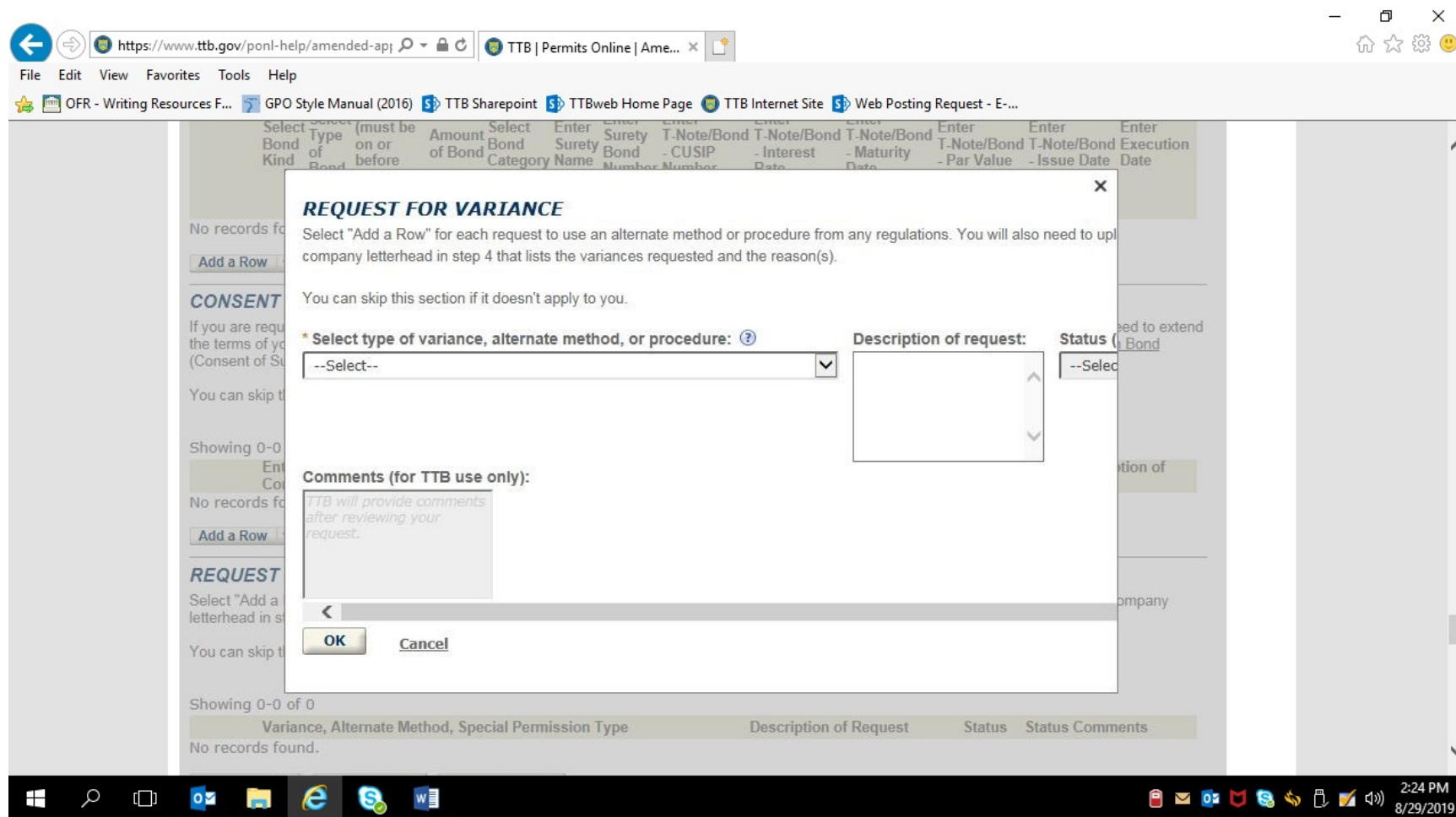
Windows Taskbar: 2:23 PM 8/29/2019











**Step 4: Upload required documents**

Home My Submissions Resume Draft Help

**Amended Application for Tobacco Export Warehouse**

1 2 Operation description 3 Environmental & bond info. **4 Upload required documents** 5 Declare & acknowledge 6 Review 7

**Step 4: Upload required documents >>** \* indicates a required field

**Step 4a**

**REQUIRED DOCUMENT CHECKLIST**

Based on the information you have given us, the following documents need to accompany your application. Please edit the Method of Submission to tell us how you'll provide these documents:

- Documents you plan to upload:** Mark as "Uploaded." [Learn more about the type of information that should be included in each document.](#)
- Documents already on file with TTB:** Mark as "On File and Previously Approved by TTB."

**Important:** Please make any changes to the Method of Submission on your FINAL PASS through this application, since previous edits will be overwritten upon revisiting this page.

If no documents are listed in the table below, you are not required to upload any supporting documents and can continue your application.

Showing 1-2 of 2

Document Type	Comments	Method of Submission	Permit, Registry or Tracking Number if on file with TTB

Showing 1-2 of 2

<input type="checkbox"/> Document Type	Comments	Method of Submission	Permit, Registry or Tracking Number if on file with TTB	
<input type="checkbox"/> Diagram		Uploaded		<a href="#">Actions</a> ▾
<input type="checkbox"/> Lease Agreement or Proof of Property Ownership		Uploaded		<a href="#">Actions</a> ▾

[Edit Selected](#)

**Step 4b: Upload Required Documents**

Upload attachments here. **Be sure to save all uploads before leaving this page using the 'Save Attachments' button.**

View, download, or print attachments by selecting the document name.

**Attachment List**

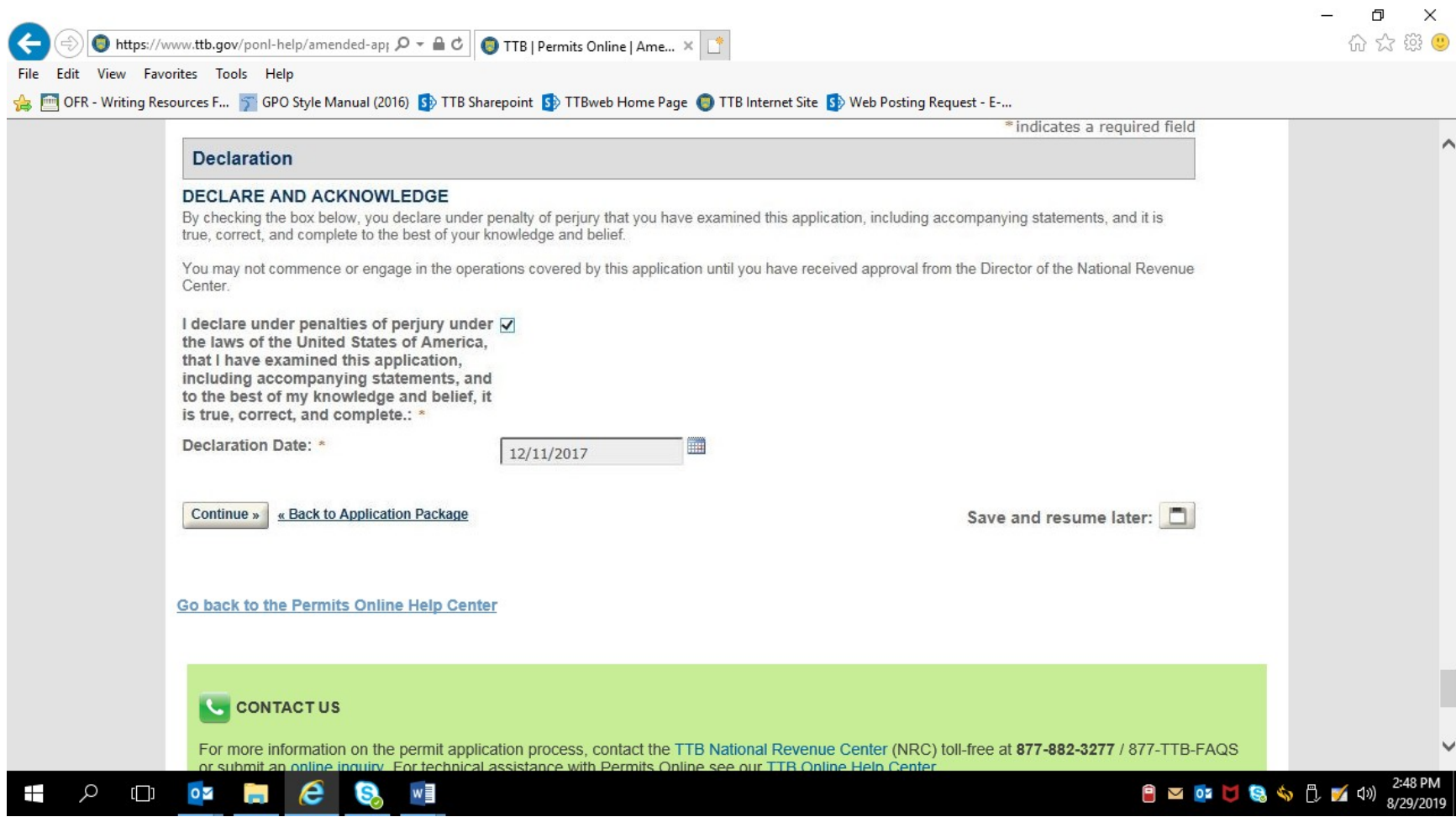
Files can be up to 16 MB in size. Larger documents should be separated and uploaded as multiple files if necessary. PDF file type is preferred.

Name	Document Type	Size	Date	Action
No records found.				

[Add](#)

[Continue »](#) [« Back to Application Package](#)

Save and resume later:



[END]