

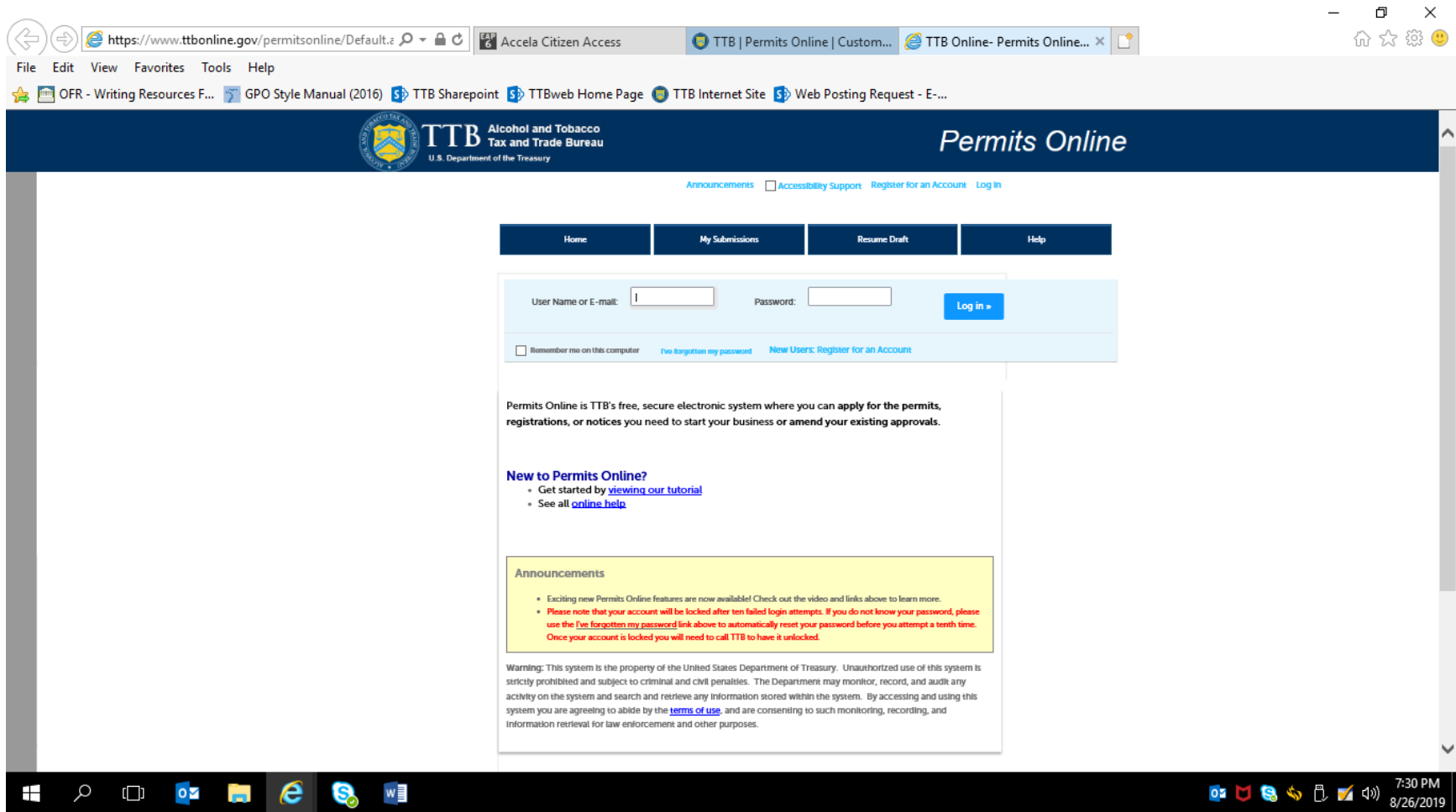
Permits Online (PONL)

Amended Manufacturer of Processed Tobacco or Tobacco Products, or New Tobacco Export Warehouse, Permit Applications

The following PONL screens are equivalent to form TTB F 5200.16, Application for Amended Permit to Manufacture Tobacco Products or Processed Tobacco or to Operate an Export Warehouse.

Screens Common to All Amended Tobacco Industry Permit Applications:

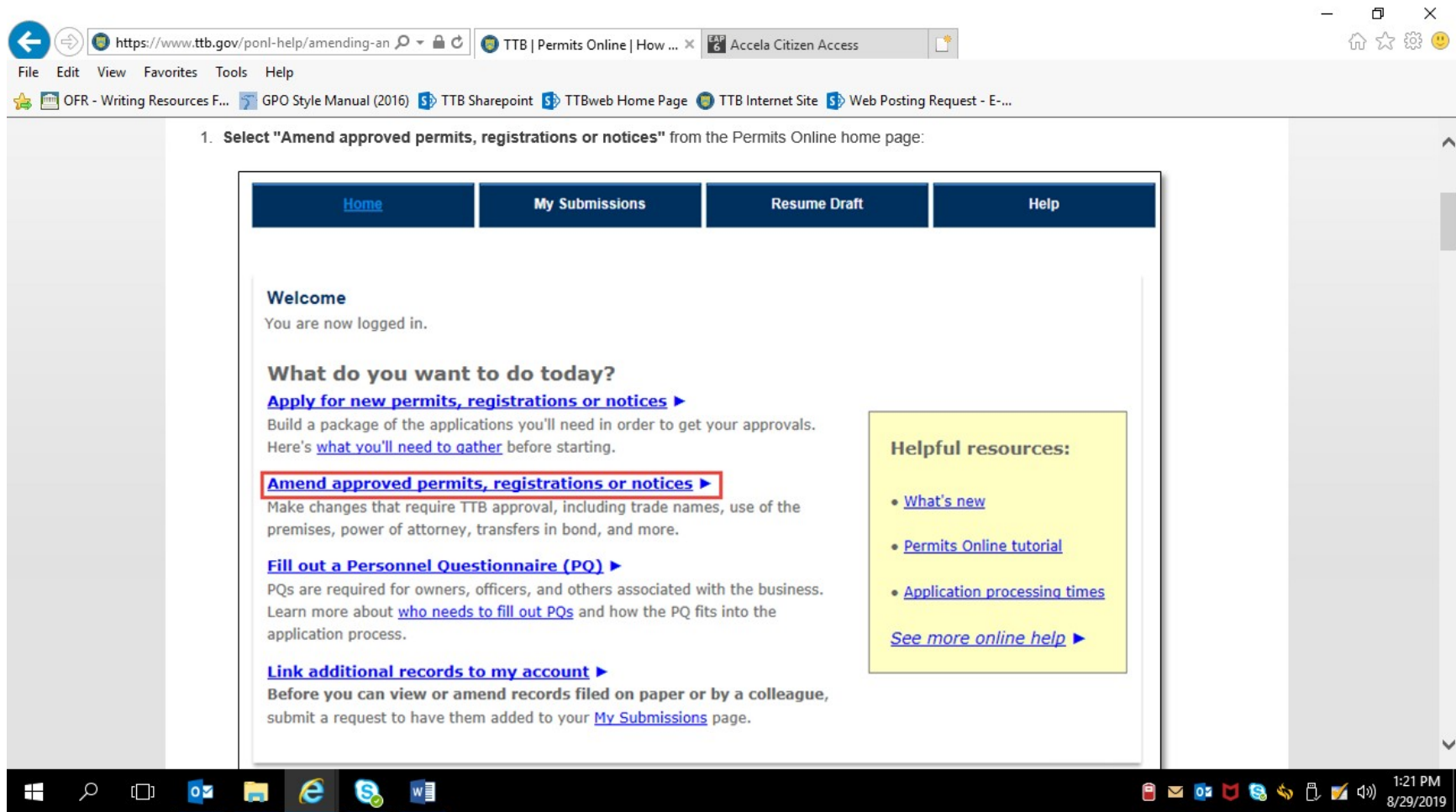
PONL Log-in Screen — (https://www.ttbonline.gov/permitonline/Default.aspx) —



[Terms of Use](#) | [Privacy Act](#) | [Privacy Impact Assessment](#) | [Paperwork Reduction Act Notice](#) | Questions? 877-882-3277
or [submit an online inquiry](#)

PONL 5.0 – Amended Manufacturer of Processed Tobacco or Tobacco Products, or New Tobacco Export Warehouse, Permit Applications.
Screen Shots – August 2019

After a successful log-in, respondent sees PONL Welcome Page:



Clicking an option under the heading “What do you want to do today?” results in a list of permits, registrations, and notices held by the applicant.

The screenshot shows a web browser window with the URL <https://www.ttb.gov/ponl-help/amending-an>. The page content includes the following sections:

2. Select the application that you would like to amend:

- If you need to update information about the business entity ONLY, choose "Create Amendment" for the Application for Original Entity.
- If you need to update information about a particular commodity operation, choose "Create Amendment" for that operation (e.g. Application for Winery Operations).
- If you need to update both a commodity operation and the associated business entity information, choose "Create Amendment" for the commodity operation record. You will be given the opportunity to update both the commodity and entity information as part of this process.

Learn more about [choosing which records to amend](#).

My Records | 2. Approved commodity and entity records

Here is a list of the permit, registration, and notice applications that you have permission to access and update.

If you are looking for records that were originally filed on paper or by a colleague and don't see them here, [submit a request to have them linked](#) to your account.

Showing 1-10 of 13 | [Add to collection](#)

<input type="checkbox"/>	Date	Tracking Number	Application Type	FIN / Business Name	Perm/Reg/Op	Address	Status	Action
<input type="checkbox"/>	10/23/2017	2017-WINE-00011-Q	Application for Winery Operations	12-3456789 / My Winery LLC	HI-W-21006/BWN-HI-23006	456 Spring Rd. Hilo HI 22222	Approved	Create Amendment
<input type="checkbox"/>	10/23/2017	2017-ENTITY-53443-Q	Application for Original Entity	12-3456789 / My Winery LLC		456 Spring Rd. Hilo HI 22222	Active	Create Amendment

3. Answer some questions about the changes you need to make.

Changes specific to the operation: If you are amending a commodity operation application, we will ask you the following questions.

The respondent selects the tobacco-related permit to be amended from the list of permits held by the respondent.

The respondent then selects the link for “Commodity Operations Amendmen Wizard” shown in the chart below, which is required for all amended permit applications:

The screenshot shows a web browser window with the URL <https://www.ttb.gov/ponl-help/preview-appli>. The page title is "Amended Applications – Tobacco". The content is organized into a table with the following rows:

<p>Commodity Operations Amendment Wizard</p>	<p>The Commodity Operations Amendment Wizard guides you by asking a series of questions, and depending on your answers creates an application package, which is a list of the applications you're required to submit.</p> <p><i>Everyone who applies for an amended permit, registration, or notice must complete the questions in the Amendment Wizard.</i></p>
	<p>File this application to report:</p>
<p>Amended Application for Importer of Tobacco Products - Processed Tobacco</p>	<ul style="list-style-type: none"> • Change in premises location • Change in operations • Add or remove variance or alternate method • Change in DBA/Operating name
<p>Amended Application for Manufacturer of Processed Tobacco</p>	<ul style="list-style-type: none"> • Change in premises location • Add or remove variance or alternate method • Change in DBA/Operating name
<p>Amended Application for Manufacturer of Tobacco Products</p>	<ul style="list-style-type: none"> • Change in premises location • Change to bonded area • Change in bond • Add or remove variance or alternate method • Change in DBA/Operating name

Manufacturer of Processed Tobacco	<ul style="list-style-type: none"> Add or remove variance or alternate method Change in DBA/Operating name
Amended Application for Manufacturer of Tobacco Products	<ul style="list-style-type: none"> Change in premises location Change to bonded area Change in bond Add or remove variance or alternate method Change in DBA/Operating name
Amended Application for Tobacco Export Warehouse	<ul style="list-style-type: none"> Change in premises location Change to bonded area Change in bond Add or remove variance or alternate method Change in DBA/Operating name
Amended Application for Change in Mailing Address	<ul style="list-style-type: none"> change of mailing address for a particular premises location <p><i>Mailing address amendments are automatically approved upon submission.</i></p>
Amended Application for Termination of Business	<ul style="list-style-type: none"> Termination of operations at one location, but keeping other operations/locations open
<p>See the Entity Amendments chart for changes to the business entity.</p>	

[Back to Top](#)

NOTE: Information collected regarding certain amendments, such as changes to bonds, consents of surety, signing authority, and power of attorney, are approved under other OMB control numbers.

COMMODITY OPERATIONS AMENDMENT WIZARD:

The screenshot shows a web browser window displaying the TTB Permits Online Commodity Operations Amendment Wizard. The browser's address bar shows the URL: https://www.ttb.gov/ponl-help/commodity-c. The page header includes the TTB logo, the text "Alcohol and Tobacco Tax and Trade Bureau U.S. Department of the Treasury", and navigation links: "Who We Are", "What We Do", "TTB Audiences", "Resources", and "REPORT FRAUD: TTB Tips Online". A search bar is also present. The breadcrumb trail reads: "TTB Home > Permits Online Help > Permits Online | Commodity Operations Amendment Wizard Preview".

Permits Online: Preview the Commodity Operations Amendment Wizard

All of the information related to each TTB-regulated operation and business premises is contained in the **commodity operations record**, i.e., your permit, registration, or notice. To report changes, you must start by completing the questions in the Amendment Wizard.

Step 1: Determine changes needed

Home My Submissions Resume Draft Help

Amendment Wizard

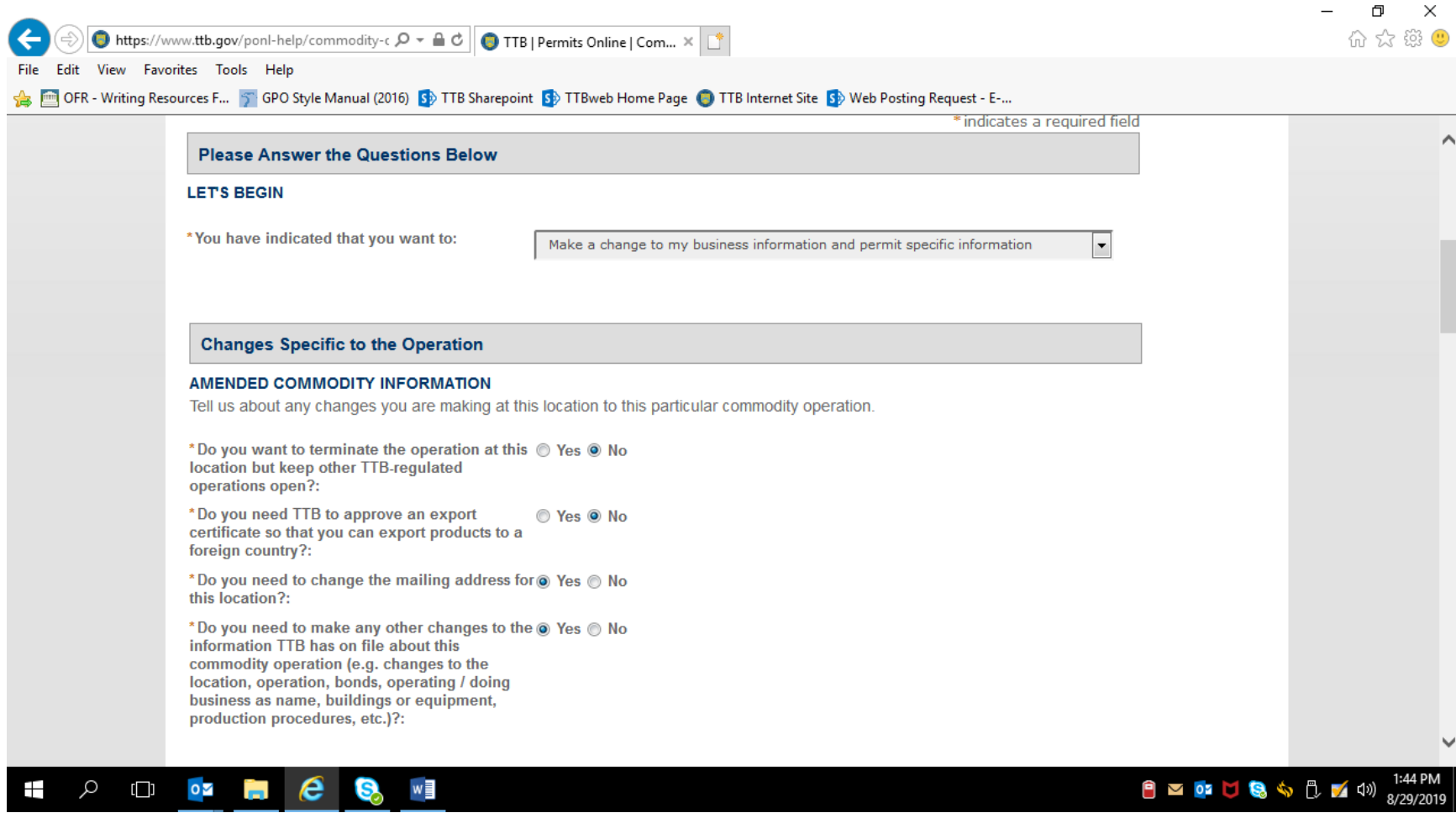
1 Determine changes needed 2 Review 3 Application package 4 Submission confirmation

Step 1 : Determine changes needed >>

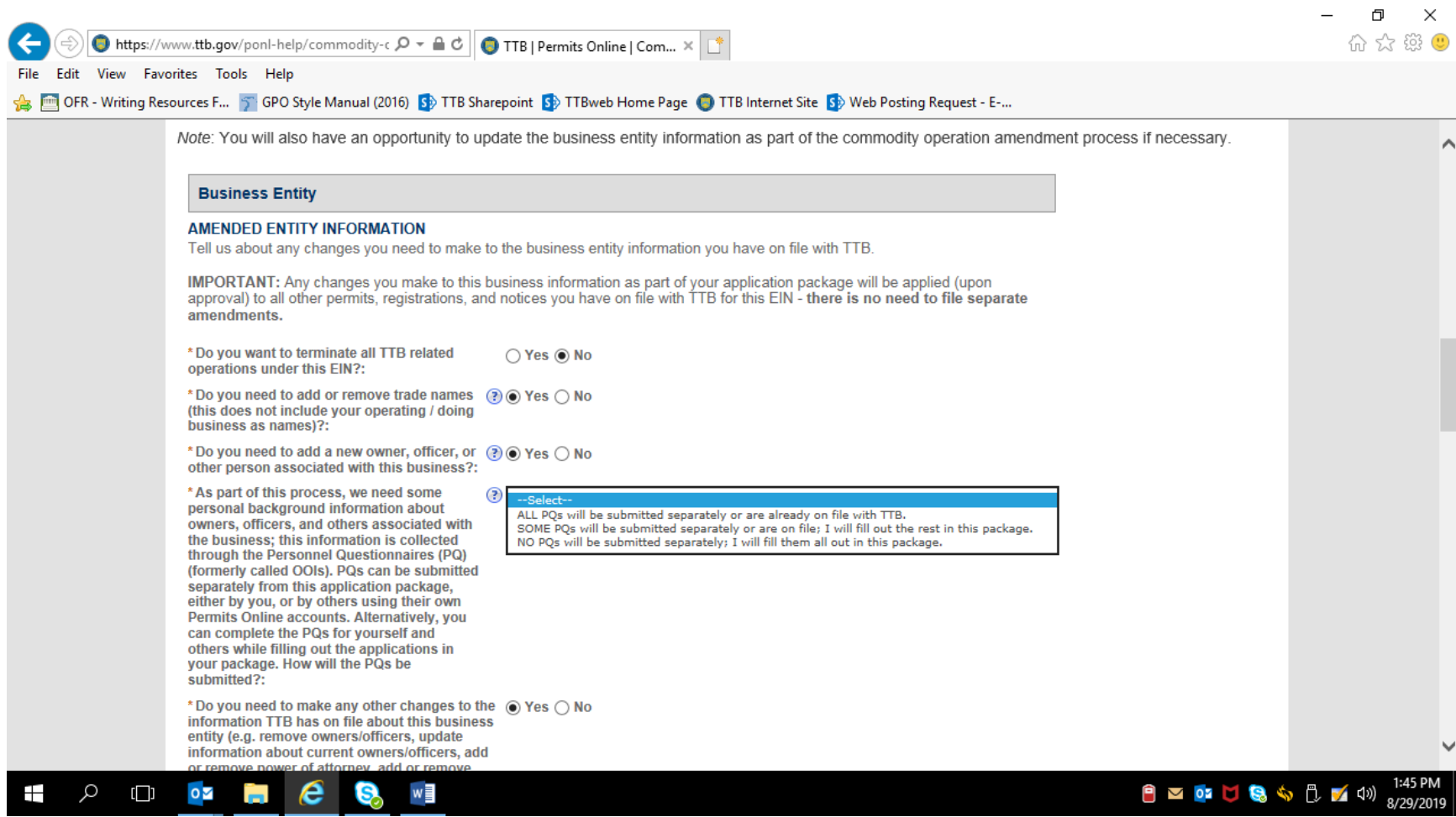
This wizard will help you identify, fill out, and submit a package of the applications you'll need in order to update the information you currently have on file with TTB about this operation (e.g. winery, brewery, etc.), this business entity, and the people who are involved in its operations.

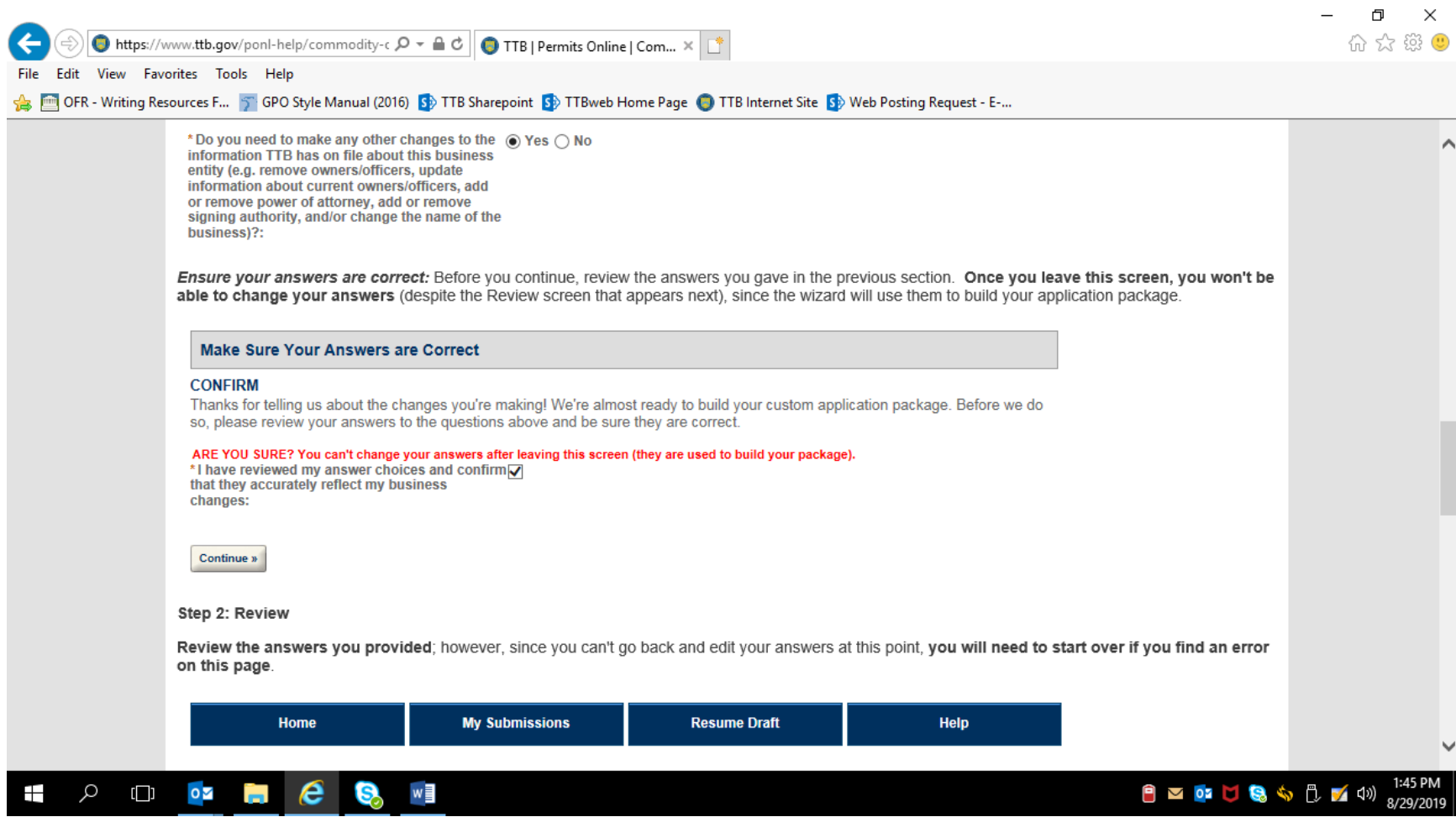
* indicates a required field

Please Answer the Questions Below

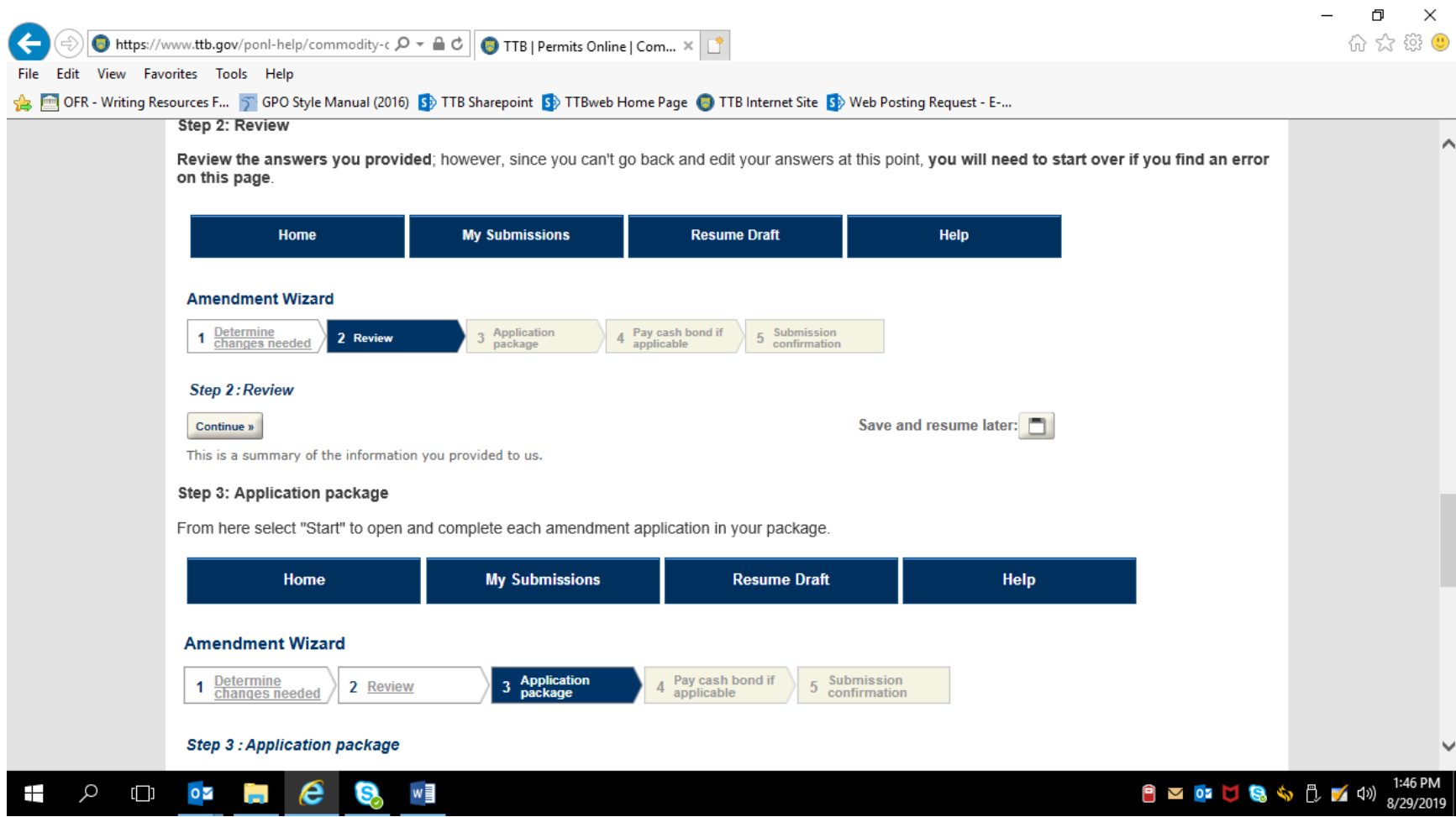


PONL 5.0 – Amended Manufacturer of Processed Tobacco or Tobacco Products, or New Tobacco Export Warehouse, Permit Applications. Screen Shots – August 2019





PONL 5.0 – Amended Manufacturer of Processed Tobacco or Tobacco Products, or New Tobacco Export Warehouse, Permit Applications. Screen Shots – August 2019



PONL 5.0 – Amended Manufacturer of Processed Tobacco or Tobacco Products, or New Tobacco Export Warehouse, Permit Applications. Screen Shots – August 2019

Step 3: Application package

From here select "Start" to open and complete each amendment application in your package.

Home My Submissions Resume Draft Help

Amendment Wizard

1 Determine changes needed 2 Review 3 Application package 4 Pay cash bond if applicable 5 Submission confirmation

Step 3 : Application package

Based on the information you have provided, your application package consists of the application(s) shown below. Select "Start" to begin each application.

Once all applications are in "Ready to submit (edit)" status, you may select the "Submit application package" button. After submitting the application package, you will no longer be able to change any of the information.

Please complete the following applications:

Amended Application for Change in Mailing Address	Start
Amended Application for Winery	Start
Export Certificate	Start

Submit Application Package » Save and resume later:

The respondent then selects the appropriate amended permit application from the chart shown on page 5 of this document. Please note that some information collected in the various applications, such as changes to bonds, consent of surety, changes in variances, etc., are approved under other OMB control numbers.

APPLICATION FOR AMENDED MANUFACTURER OF PROCESSED TOBACCO PERMIT:

The screenshot shows a web browser window with the URL <https://www.ttb.gov/ponl-help/amended-apl>. The browser's address bar and tabs are visible at the top. The website header features the TTB Alcohol and Tobacco Tax and Trade Bureau logo and navigation links: "Who We Are", "What We Do", "TTB Audiences", "Resources", and "REPORT FRAUD: TTB Tips Online". A search bar is located on the right side of the header.

The main content area displays the breadcrumb trail: "TTB Home > Permits Online Help > Permits Online | Amended Application for Manufacturers of Processed Tobacco". Below this, the title "Permits Online: Preview the Amended Application for Manufacturer of Processed Tobacco" is shown. The text "File this application to report:" is followed by a list of reasons for amendment:

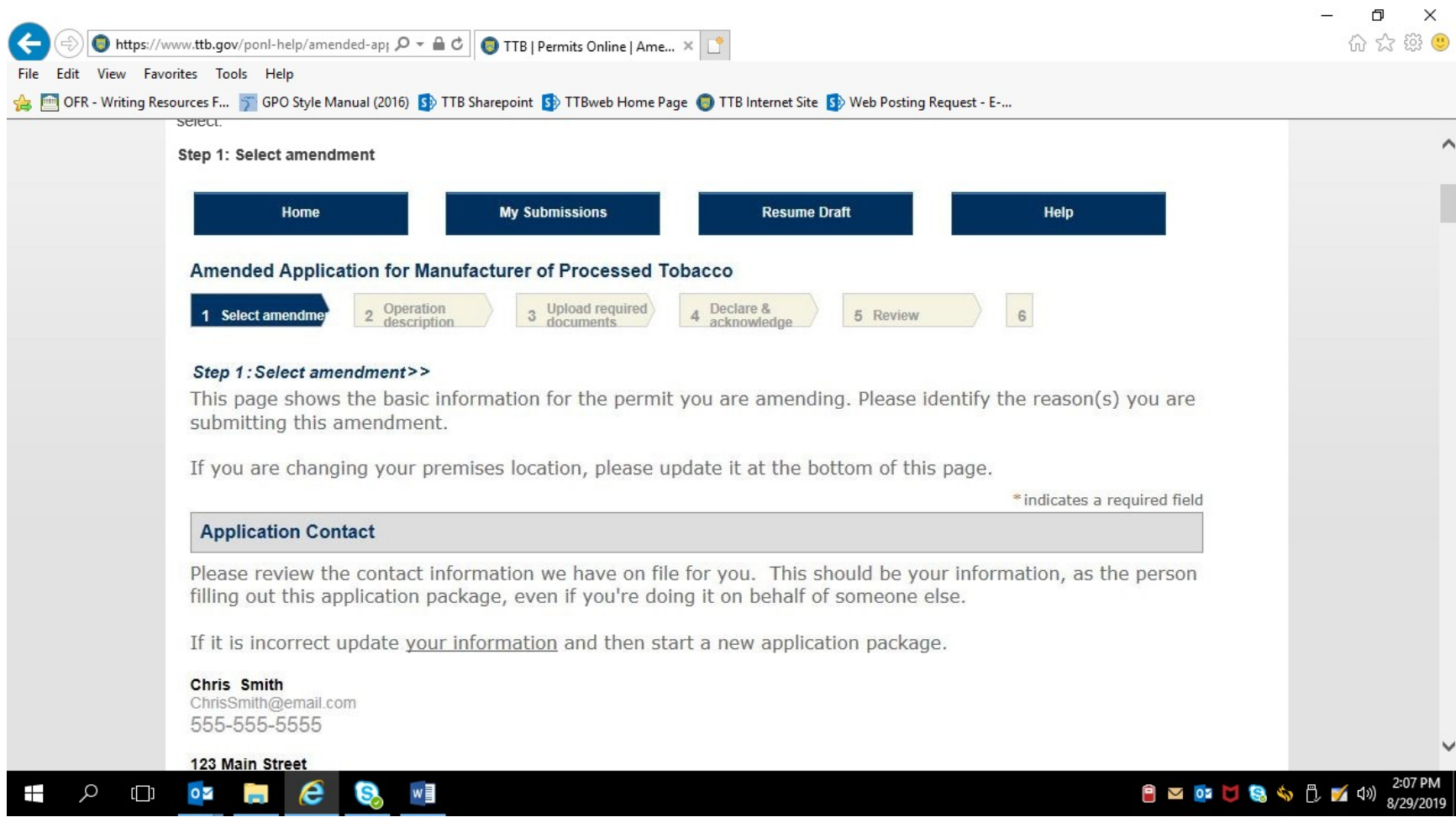
- Change premises location
- Add or remove variance or alternate method
- Change in DBA/Operating name

Two notes are provided: "Note: You may submit multiple amendments in one application." and "Note: not all questions shown in the screen prints below will appear when you fill out your application. Some questions appear based on the answers you select."

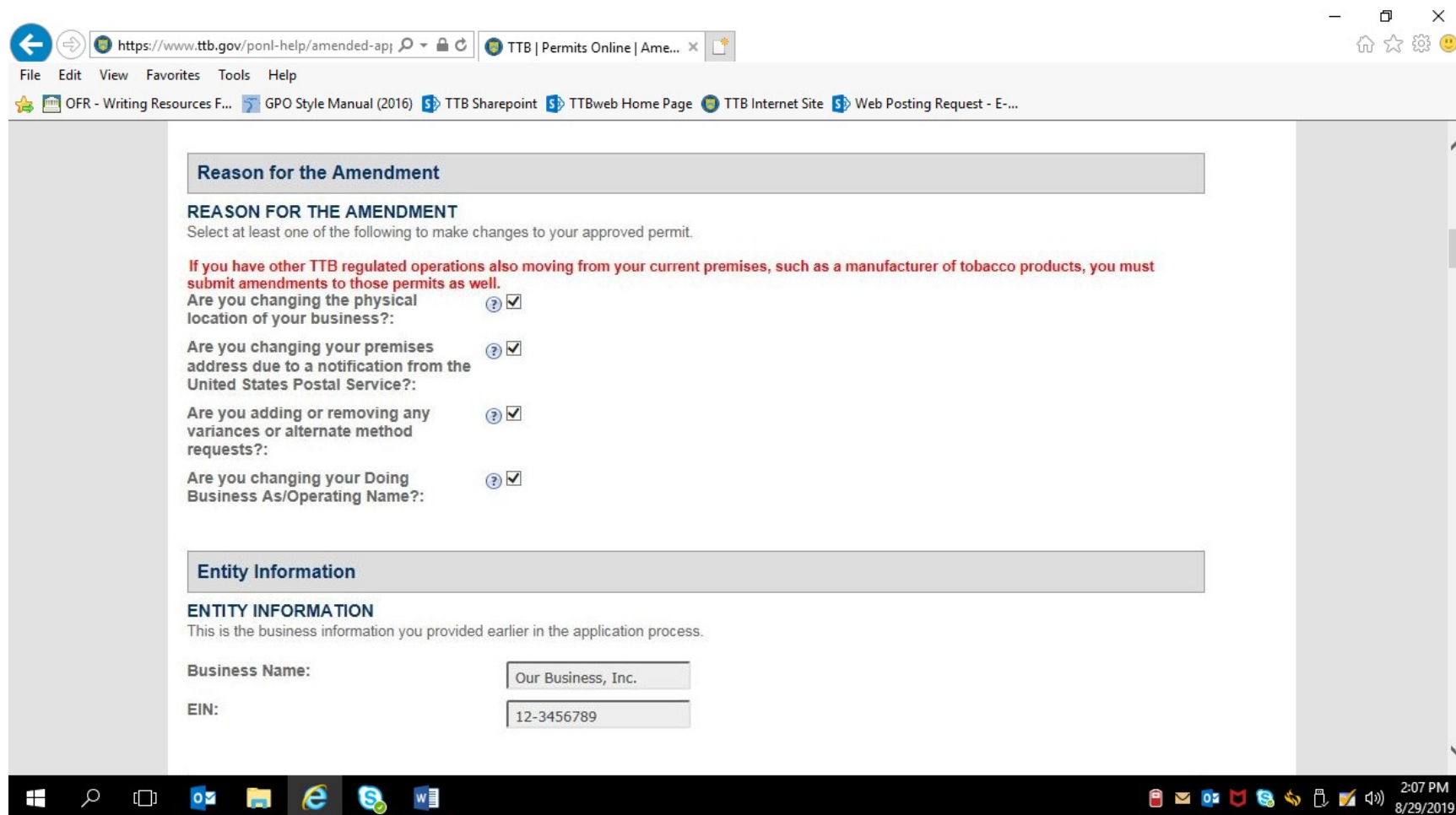
The section "Step 1: Select amendment" includes four navigation buttons: "Home", "My Submissions", "Resume Draft", and "Help". Below these buttons, the title "Amended Application for Manufacturer of Processed Tobacco" is followed by a six-step process flow:

- 1 Select amendment
- 2 Operation description
- 3 Upload required documents
- 4 Declare & acknowledge
- 5 Review
- 6

The Windows taskbar at the bottom shows the system clock as 2:05 PM on 8/29/2019.



PONL 5.0 – Amended Manufacturer of Processed Tobacco or Tobacco Products, or New Tobacco Export Warehouse, Permit Applications. Screen Shots – August 2019



The screenshot shows a web browser window with the URL <https://www.ttb.gov/poal-help/amended-apj>. The browser's address bar and menu bar are visible. The page content is organized into three main sections:

- Entity Information**: This section contains the text "ENTITY INFORMATION" and "This is the business information you provided earlier in the application process." Below this, there are two input fields: "Business Name:" with the value "Our Business, Inc." and "EIN:" with the value "12-3456789".
- Permit Information**: This section contains the text "PERMIT INFORMATION" and "Permit Number:" with the value "MP-DC-20002".
- Premises Address**: This section contains the text "This section pertains to the physical location where your approved operations will take place." Below this, there are several input fields and dropdown menus: "Street #" (123), "Fraction" (empty), "Direction" (dropdown menu showing "--Select--"), "* Street Name" (Main), "Street Type" (dropdown menu showing "ST"), "Street Suffix" (dropdown menu showing "--Select--"), "Unit Type" (dropdown menu showing "--Select--"), and "Unit Number" (empty).

The Windows taskbar is visible at the bottom of the screen, showing the Start button, search icon, and several application icons. The system tray on the right shows the date and time as 2:07 PM on 8/29/2019.

Premises Address

This section pertains to the physical location where your approved operations will take place.

Street # Fraction Direction * Street Name Street Type Street Suffix

Unit Type Unit Number

Rural Address Line 1

Rural Address Line 2

* City * State * ZIP Code County

[« Back to Application Package](#)

Step 2: Operation description

Step 2: Operation description

Home My Submissions Resume Draft Help

Amended Application for Manufacturer of Processed Tobacco

1 Select amendment 2 Operation description 3 Upload required documents 4 Declare & acknowledge 5 Review 6

Step 2: Operation description >>

Below you will find the information currently on file with TTB for this manufacturer of processed tobacco permit. Please review all information and edit as appropriate if any information has or will be changing. There may be new information you will need to fill out if TTB's requirements have changed since the last time you updated this permit. Some sections may not reflect all of the information you previously filed with TTB if you originally filed on paper.

You must complete your changes and submit in one session. If you 'Save and Resume Later' your changes may not be saved.

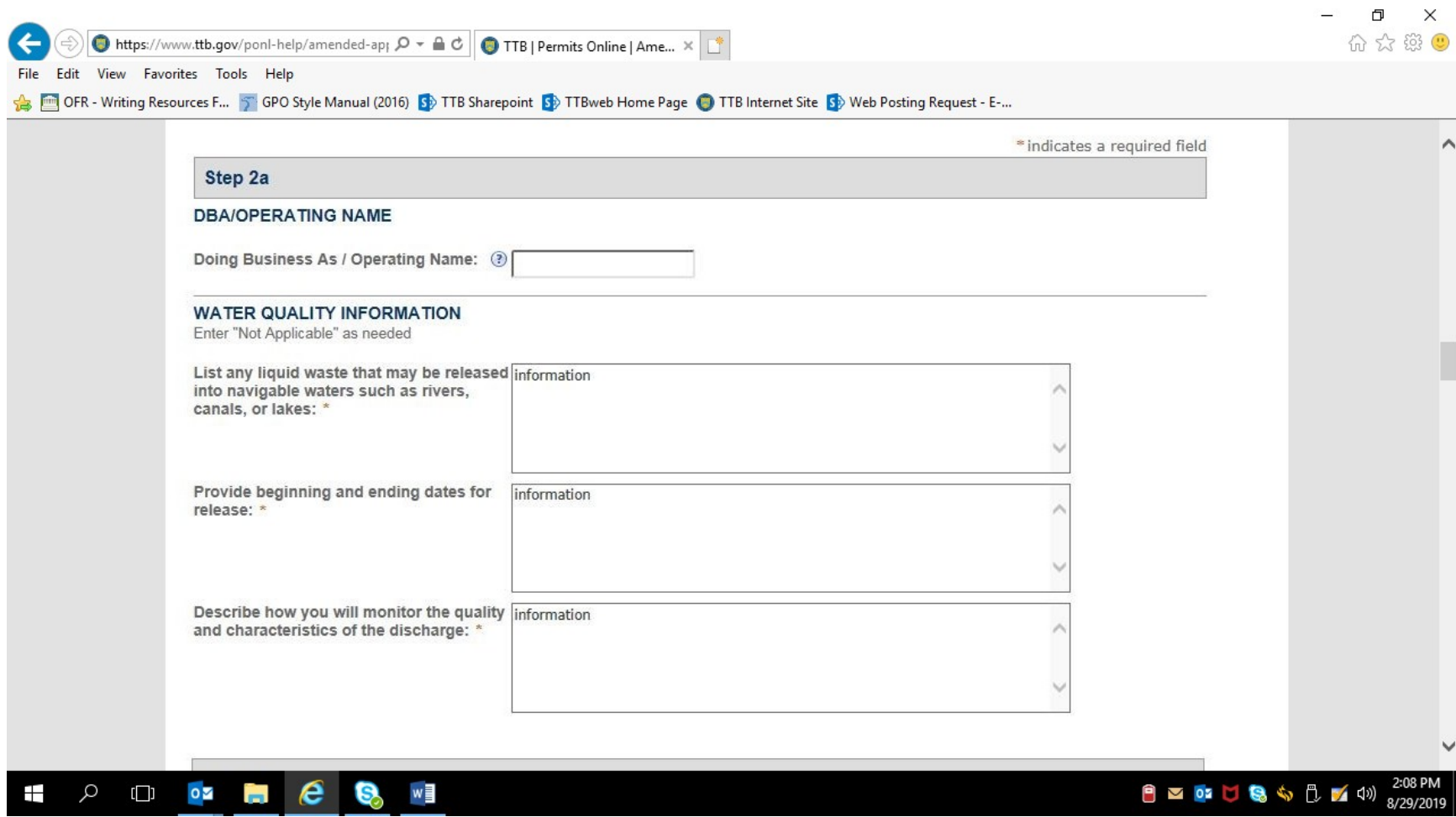
When updating a table you may remove or edit existing entries by selecting the checkbox next to the row(s) and selecting the 'Edit Selected' or 'Delete Selected' action as appropriate.

* indicates a required field

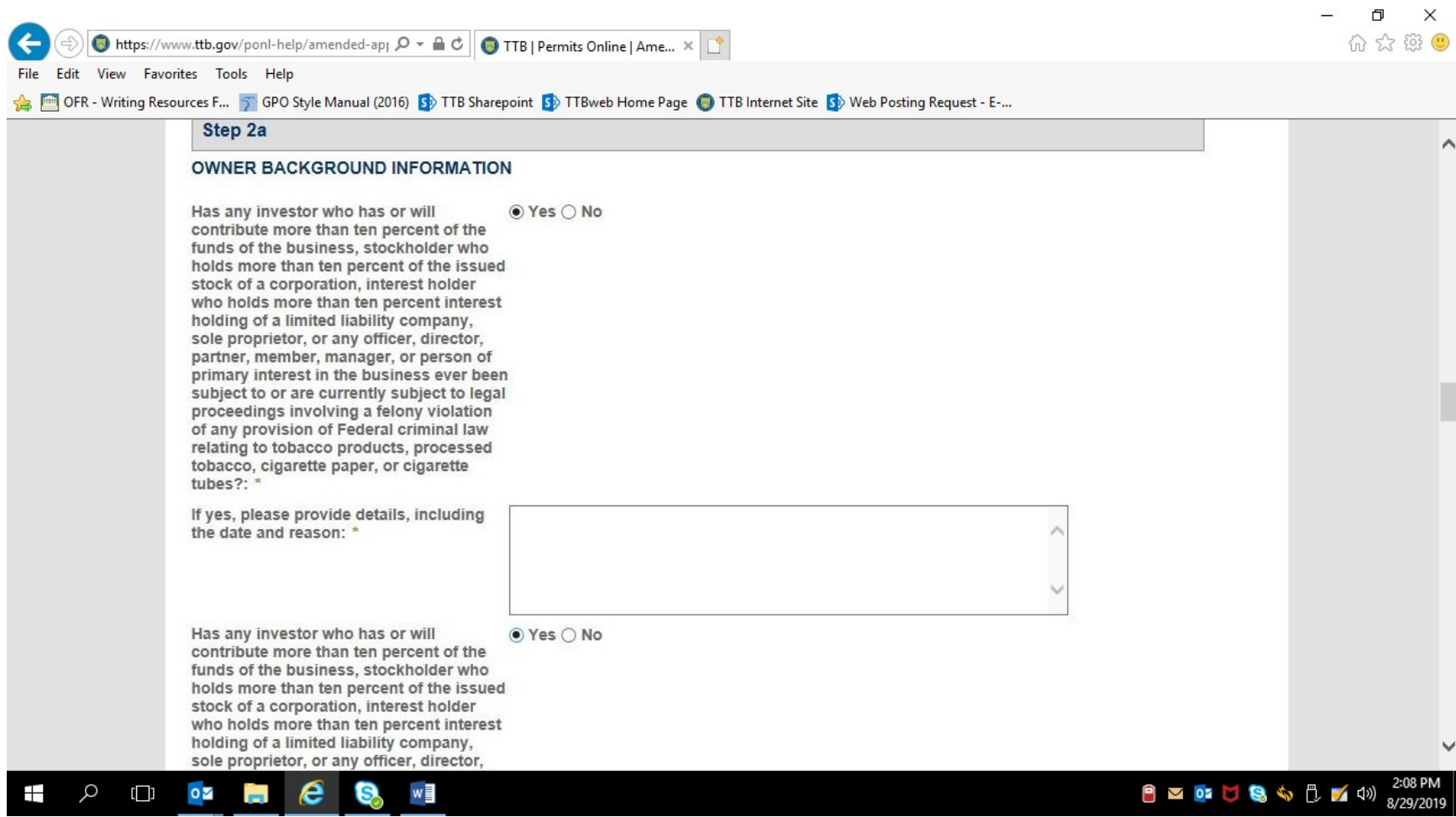
Step 2a

DBA/OPERATING NAME

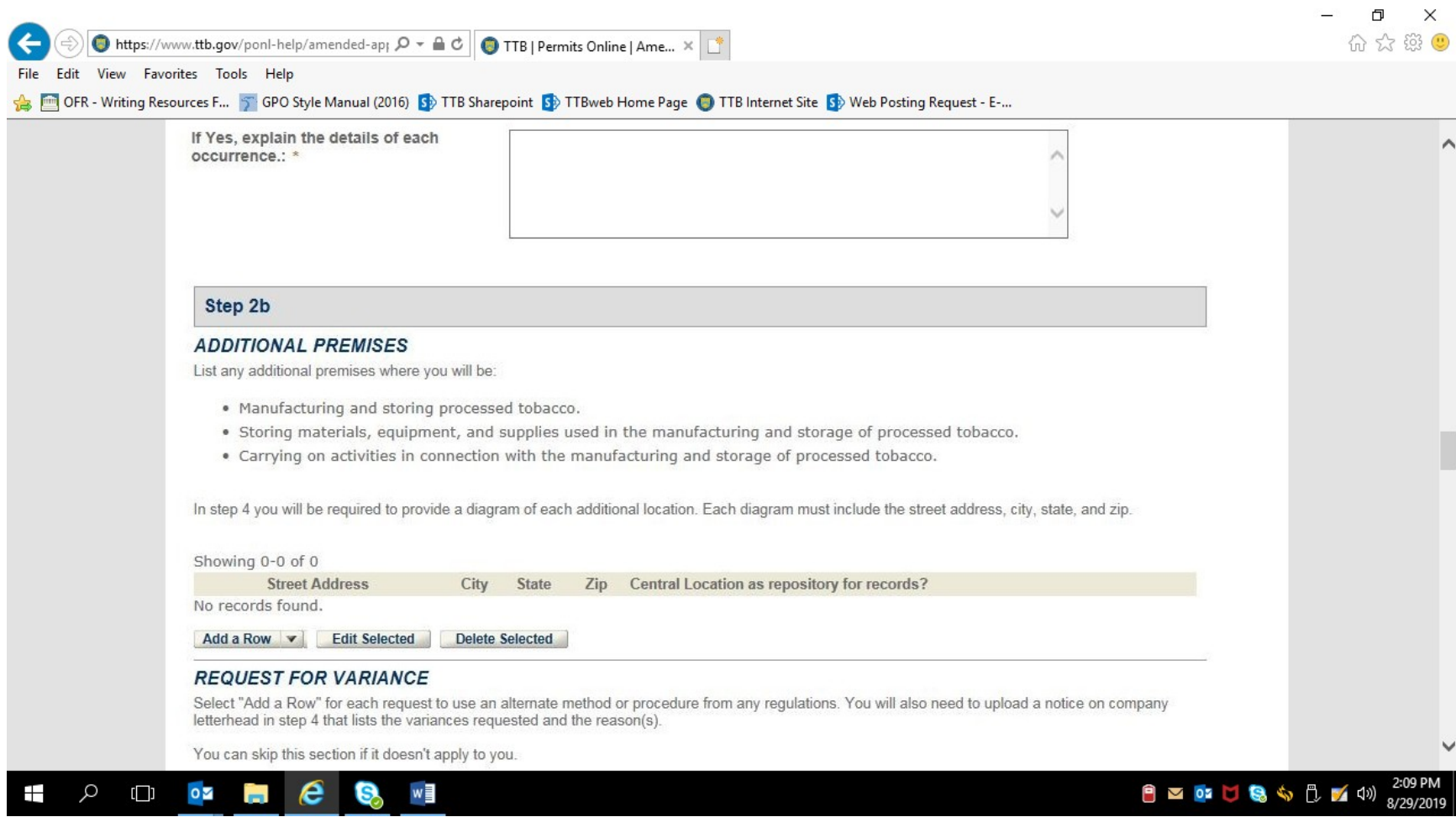
Doing Business As / Operating Name:

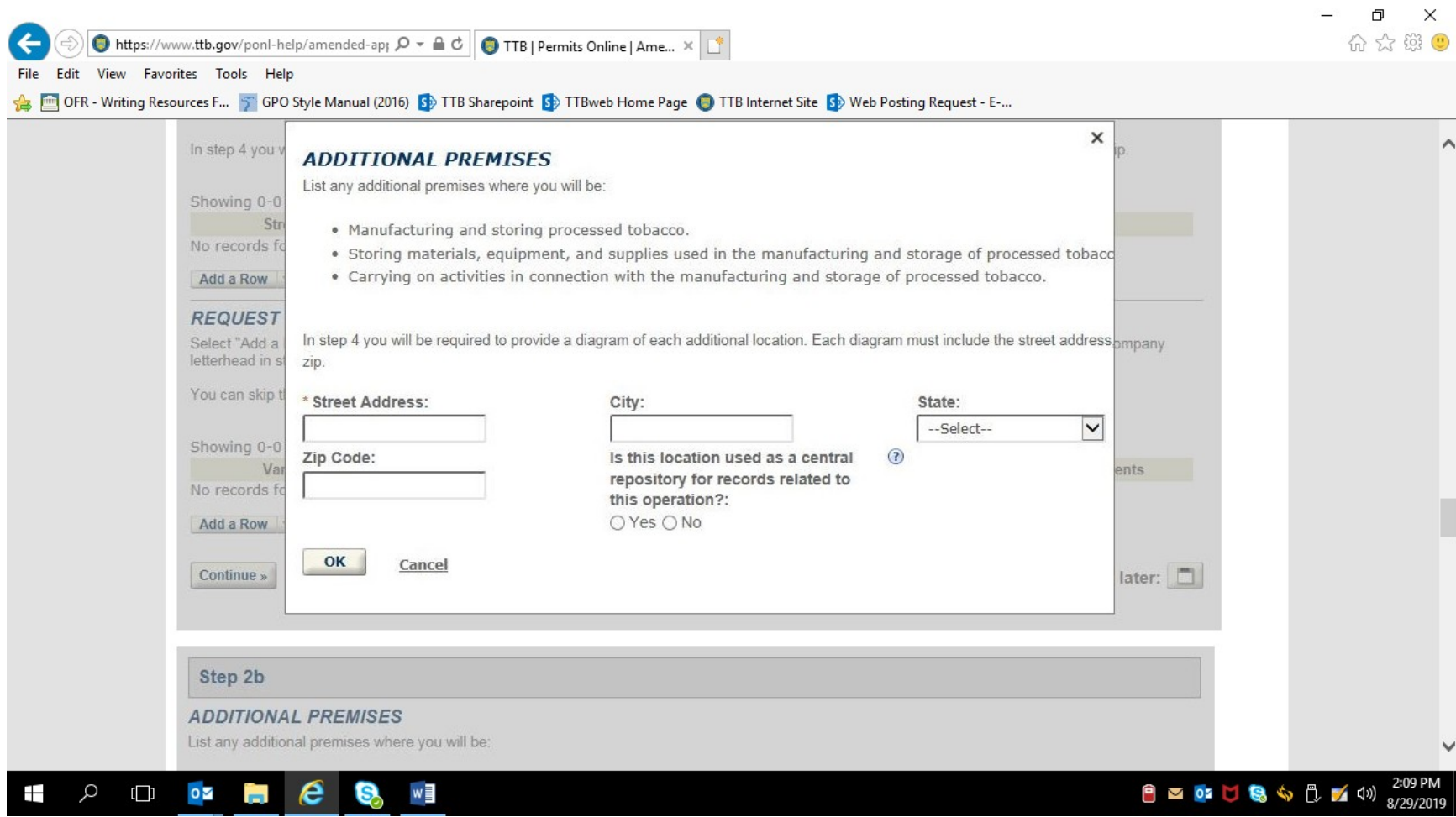


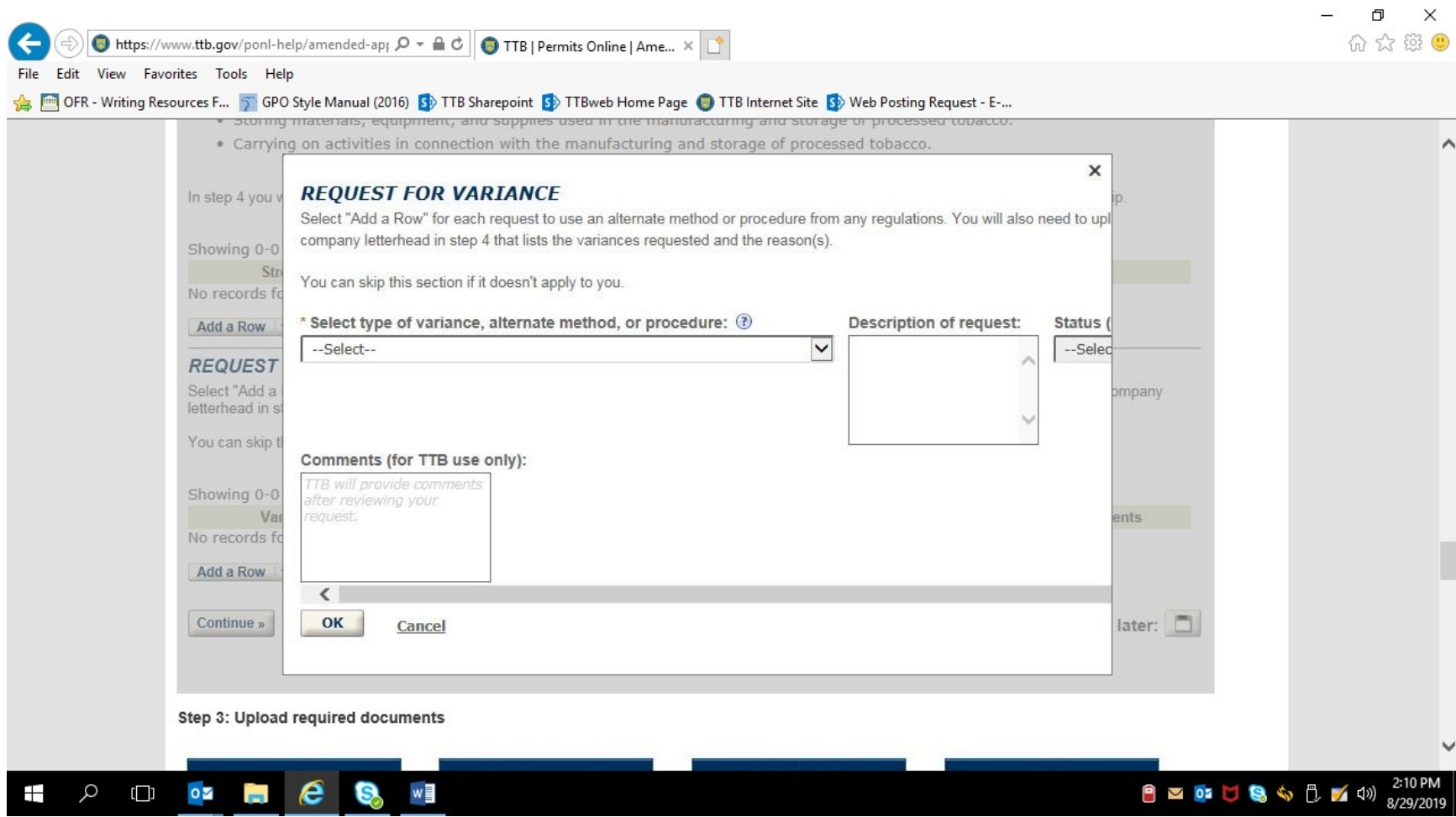
PONL 5.0 – Amended Manufacturer of Processed Tobacco or Tobacco Products, or New Tobacco Export Warehouse, Permit Applications. Screen Shots – August 2019

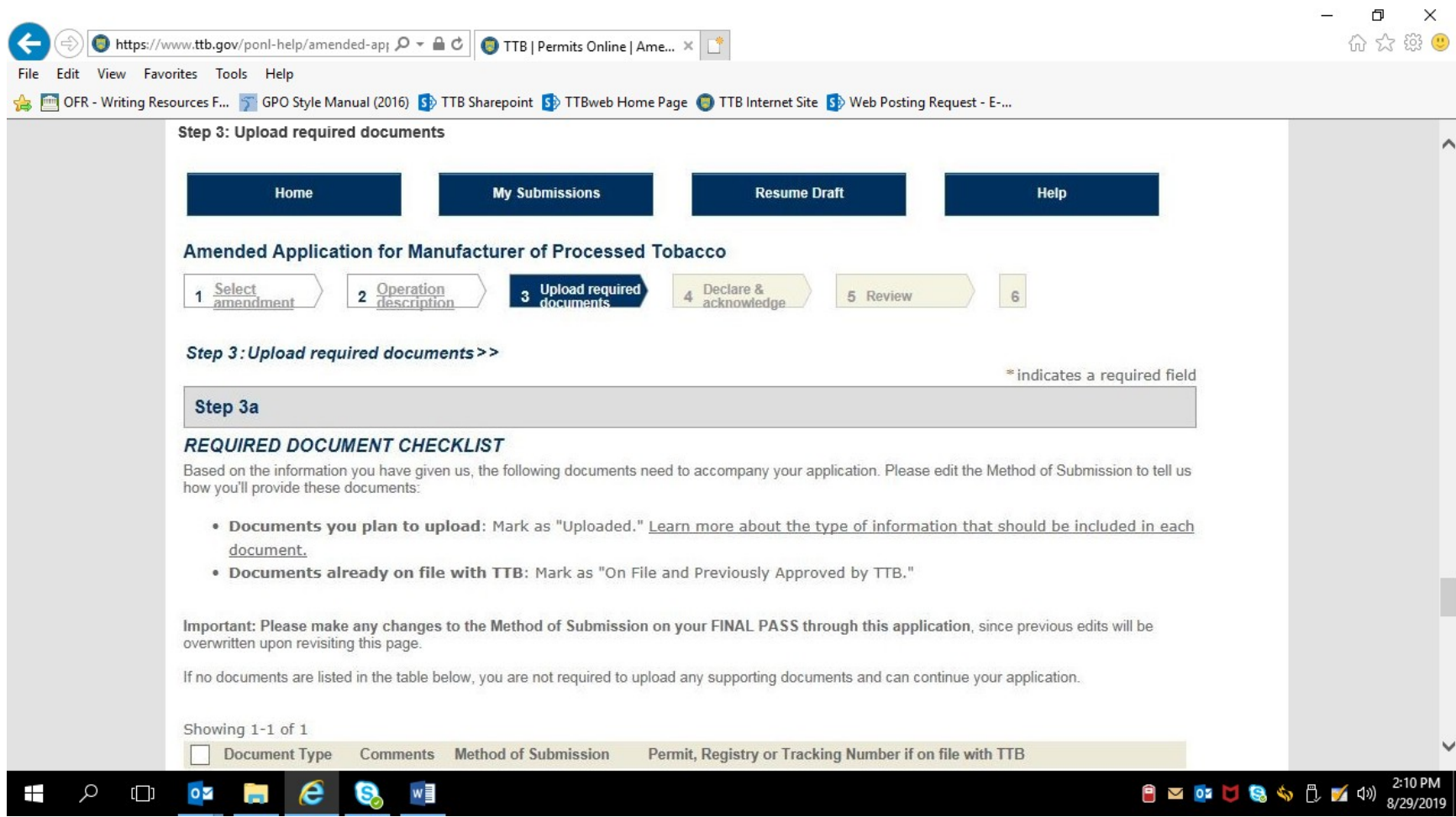


PONL 5.0 – Amended Manufacturer of Processed Tobacco or Tobacco Products, or New Tobacco Export Warehouse, Permit Applications. Screen Shots – August 2019

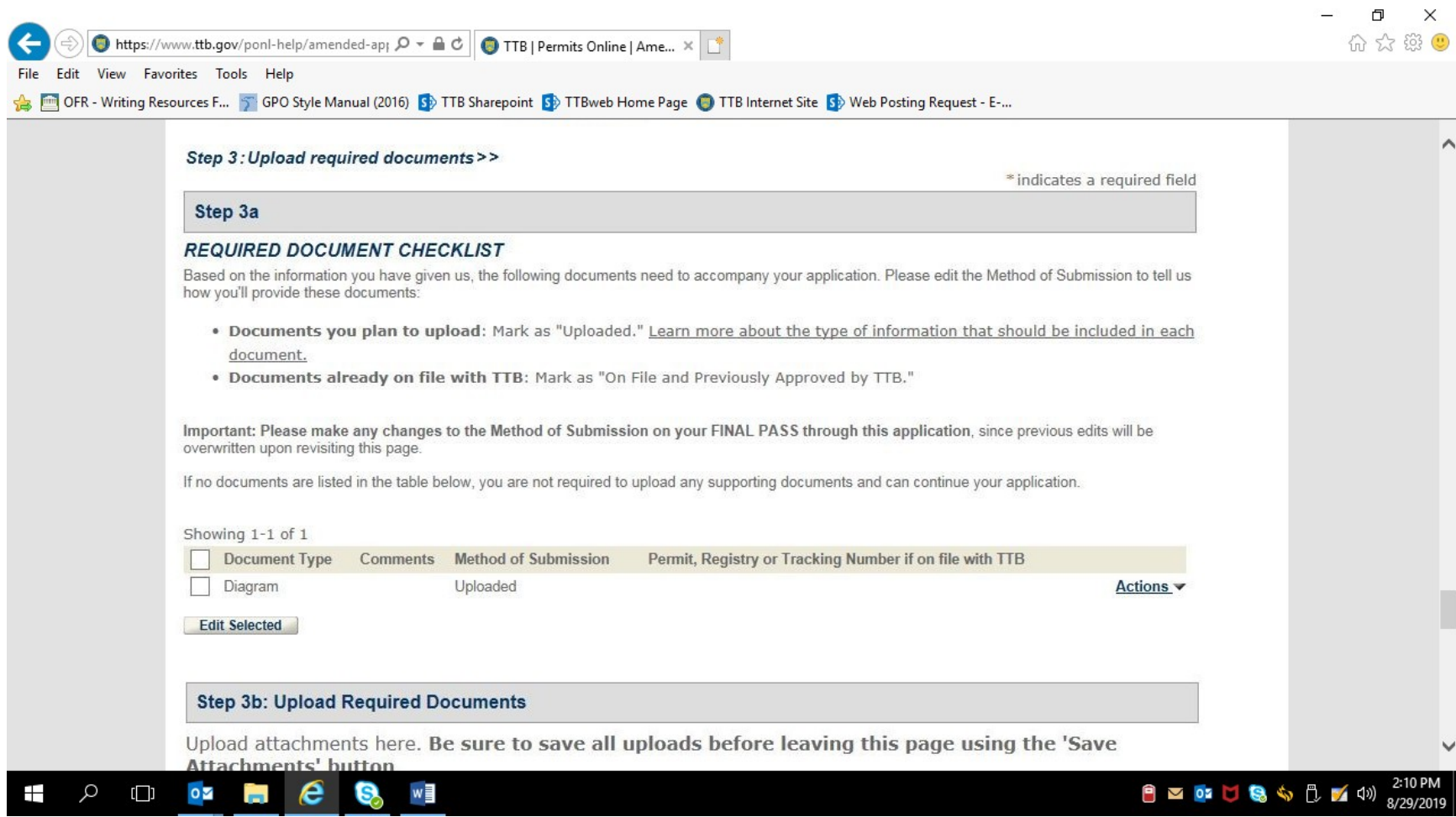


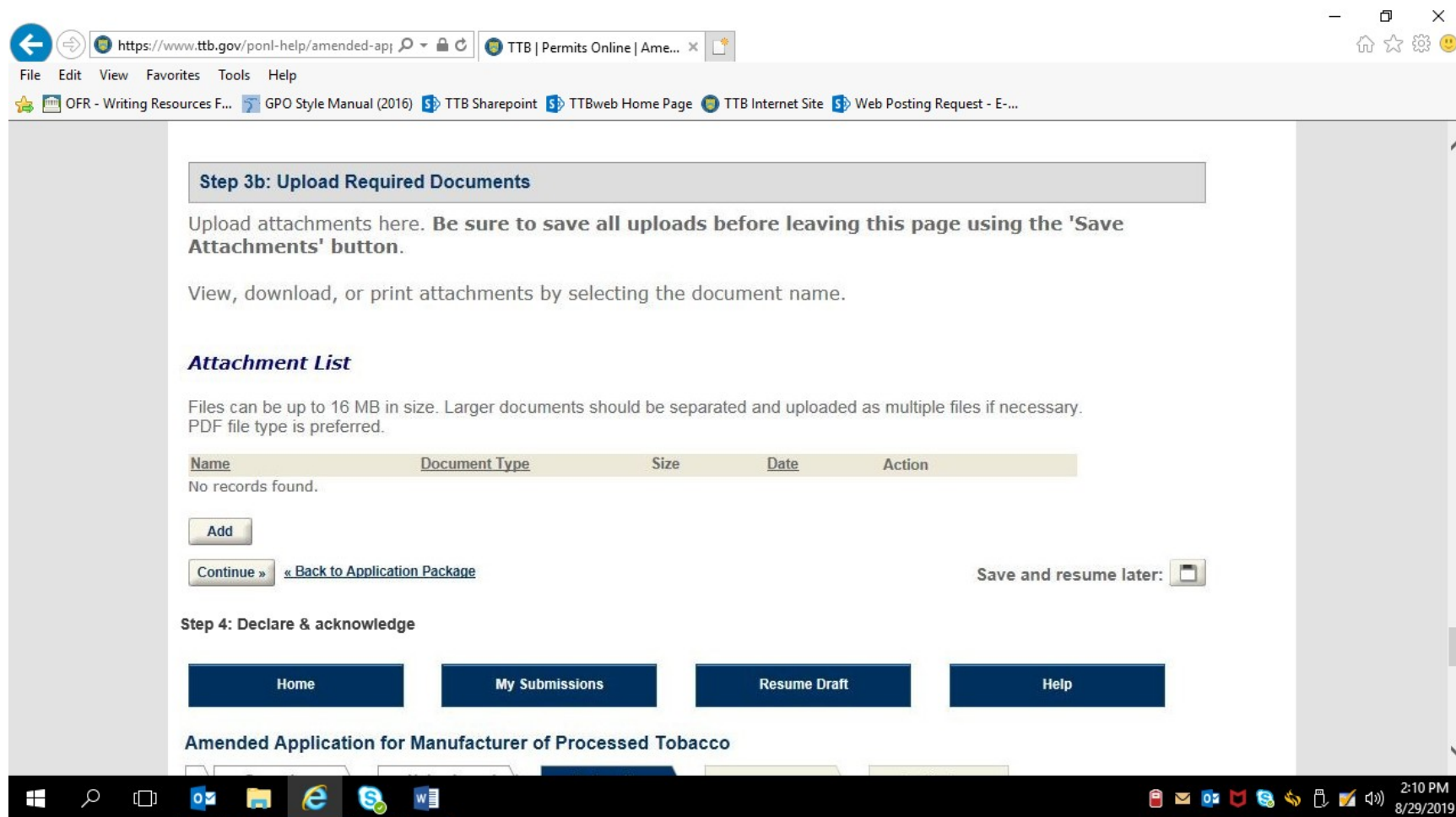




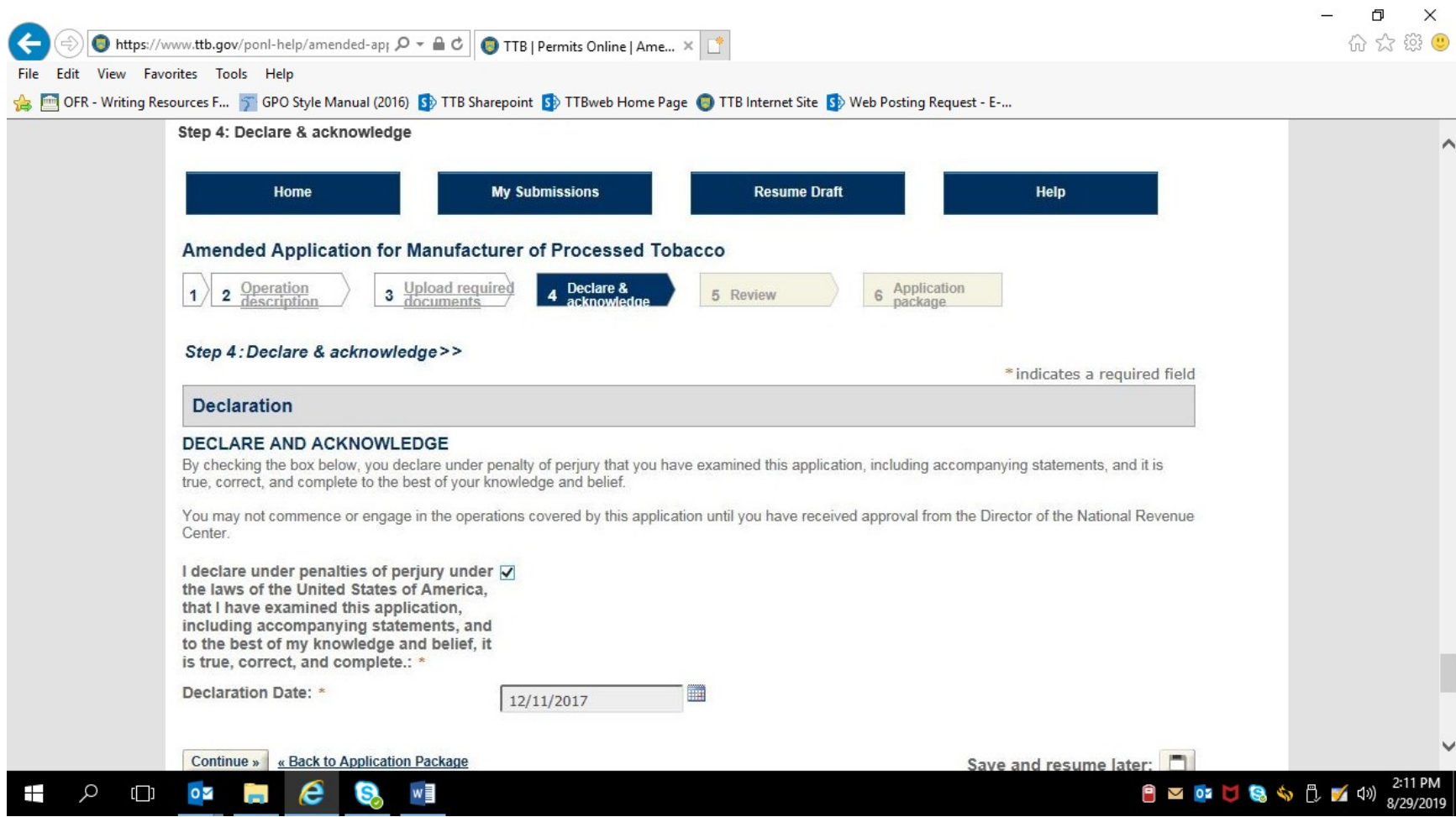


PONL 5.0 – Amended Manufacturer of Processed Tobacco or Tobacco Products, or New Tobacco Export Warehouse, Permit Applications. Screen Shots – August 2019





PONL 5.0 – Amended Manufacturer of Processed Tobacco or Tobacco Products, or New Tobacco Export Warehouse, Permit Applications. Screen Shots – August 2019



PONL 5.0 – Amended Manufacturer of Processed Tobacco or Tobacco Products, or New Tobacco Export Warehouse, Permit Applications. Screen Shots – August 2019

APPLICATION FOR AMENDED MANUFACTURER OF TOBACCO PRODUCTS PERMIT:

TTB Alcohol and Tobacco Tax and Trade Bureau
U.S. Department of the Treasury

Who We Are | What We Do | TTB Audiences | Resources

REPORT FRAUD: TTB Tips Online

Search

Contact TTB | Español | Français | 中文

TTB Home > Permits Online Help > Permits Online | Amended Application for Manufacturers of Tobacco Products

Permits Online: Preview the Amended Application for Manufacturer of Tobacco Products

File this application to report:

- Change premises location
- Change bonded area
- Change bond
- Add or remove variance or alternate method
- Change DBA/Operating name

Note: You may submit multiple amendments in one application.

Note: not all questions shown in the screen prints below will appear when you fill out your application. Some questions appear based on the answers you select.

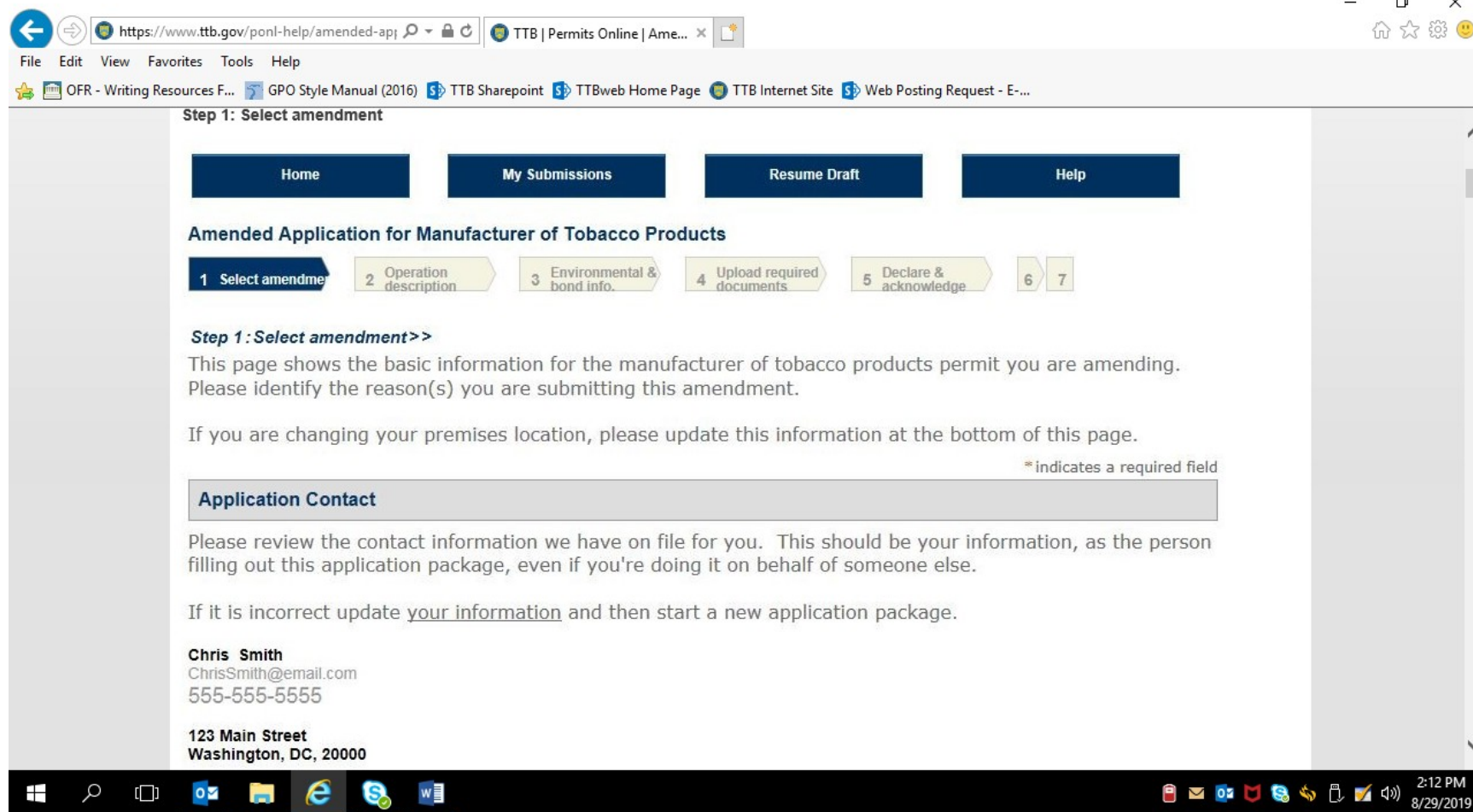
Step 1: Select amendment

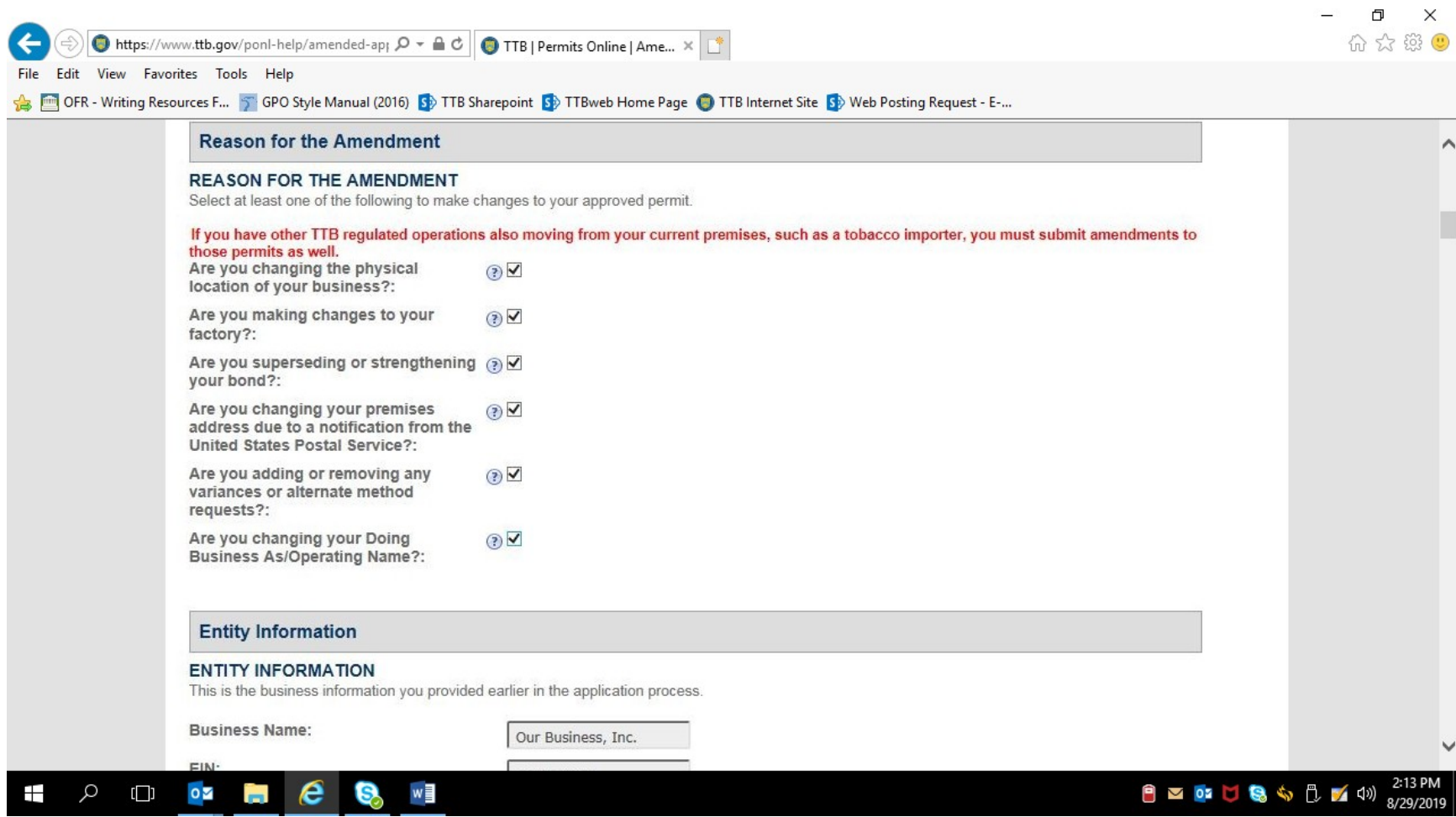
Home | My Submissions | Resume Draft | Help

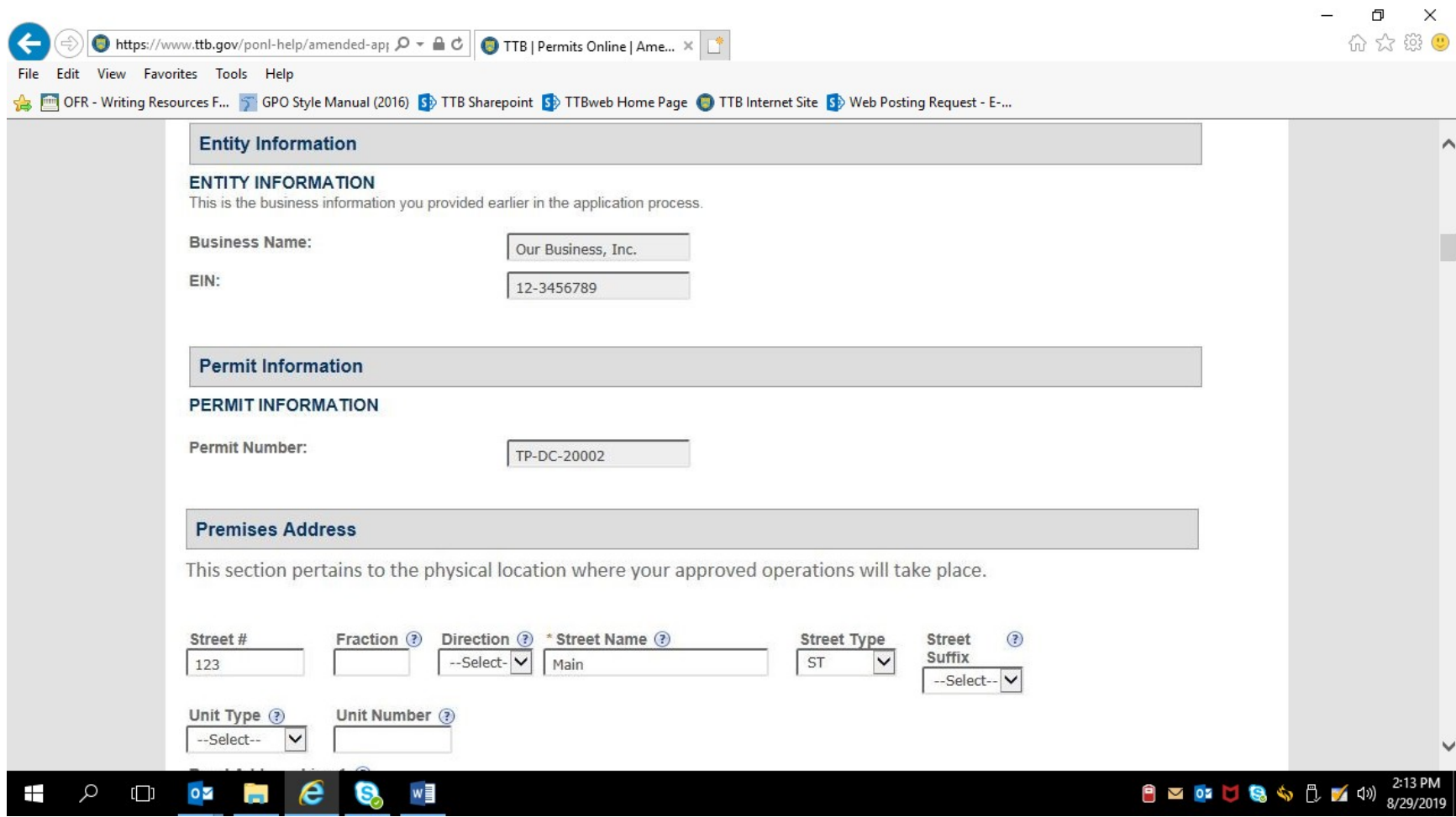
Amended Application for Manufacturer of Tobacco Products

- 1 Select amendment
- 2 Operation description
- 3 Environmental & bond info
- 4 Upload required documents
- 5 Declare & acknowledge
- 6
- 7

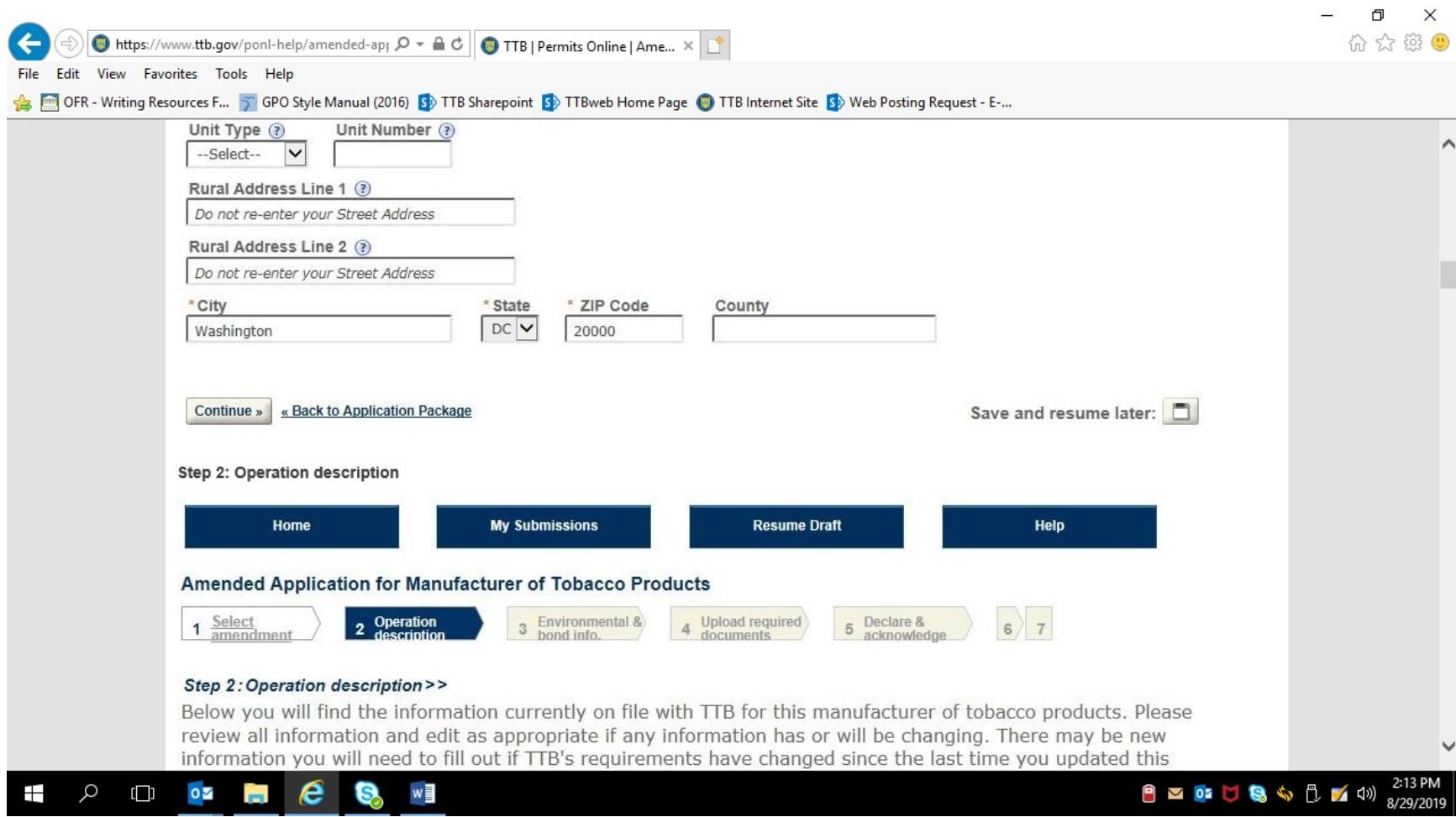
2:11 PM 8/29/2019







PONL 5.0 – Amended Manufacturer of Processed Tobacco or Tobacco Products, or New Tobacco Export Warehouse, Permit Applications. Screen Shots – August 2019



PONL 5.0 – Amended Manufacturer of Processed Tobacco or Tobacco Products, or New Tobacco Export Warehouse, Permit Applications. Screen Shots – August 2019

https://www.ttb.gov/ponl-help/amended-apj

TTB | Permits Online | Ame...

File Edit View Favorites Tools Help

OFR - Writing Resources F... GPO Style Manual (2016) TTB Sharepoint TTBweb Home Page TTB Internet Site Web Posting Request - E...

Step 2: Operation description

Home My Submissions Resume Draft Help

Amended Application for Manufacturer of Tobacco Products

1 Select amendment 2 Operation description 3 Environmental & bond info. 4 Upload required documents 5 Declare & acknowledge 6 7

Step 2: Operation description >>

Below you will find the information currently on file with TTB for this manufacturer of tobacco products. Please review all information and edit as appropriate if any information has or will be changing. There may be new information you will need to fill out if TTB's requirements have changed since the last time you updated this permit/registration. Some sections may not be fully filled out if you originally filed on paper.

You must complete your changes and submit in one session. If you 'Save and Resume Later' your amended information may be overwritten with information from your existing approved permit.

When updating a table you may remove or edit existing entries by selecting the checkbox next to the row(s) and selecting the 'Edit Selected' or 'Delete Selected' action as appropriate.

* indicates a required field

Step 2a

DBA/OPERATING NAME

Doing Business As/Operating Name:

2:14 PM 8/29/2019

https://www.ttb.gov/poal-help/amended-apj | TTB | Permits Online | Ame... x

File Edit View Favorites Tools Help

OFR - Writing Resources F... GPO Style Manual (2016) TTB Sharepoint TTBweb Home Page TTB Internet Site Web Posting Request - E...

* indicates a required field

Step 2a

DBA/OPERATING NAME

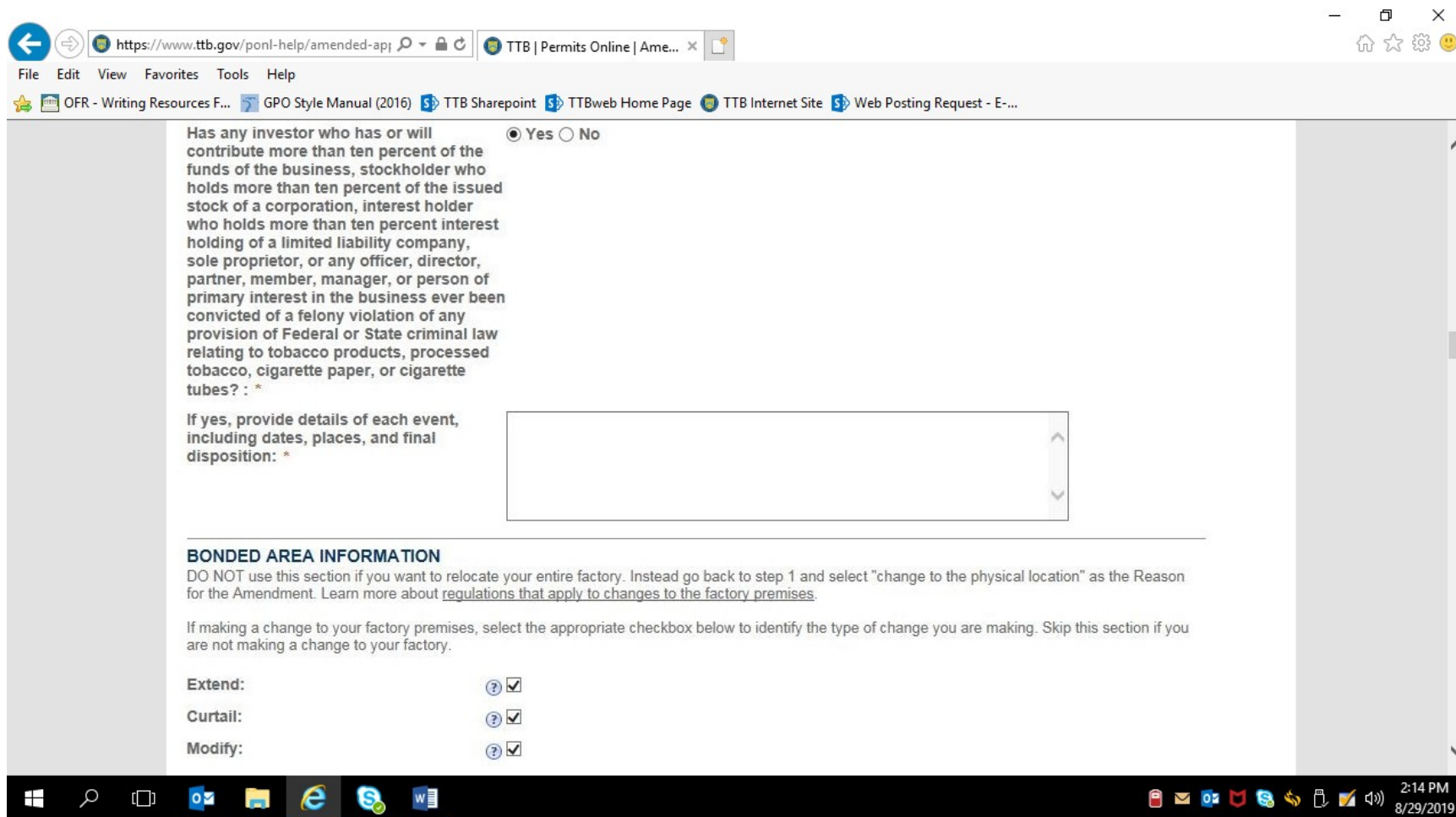
Doing Business As/Operating Name:

OWNER BACKGROUND INFORMATION

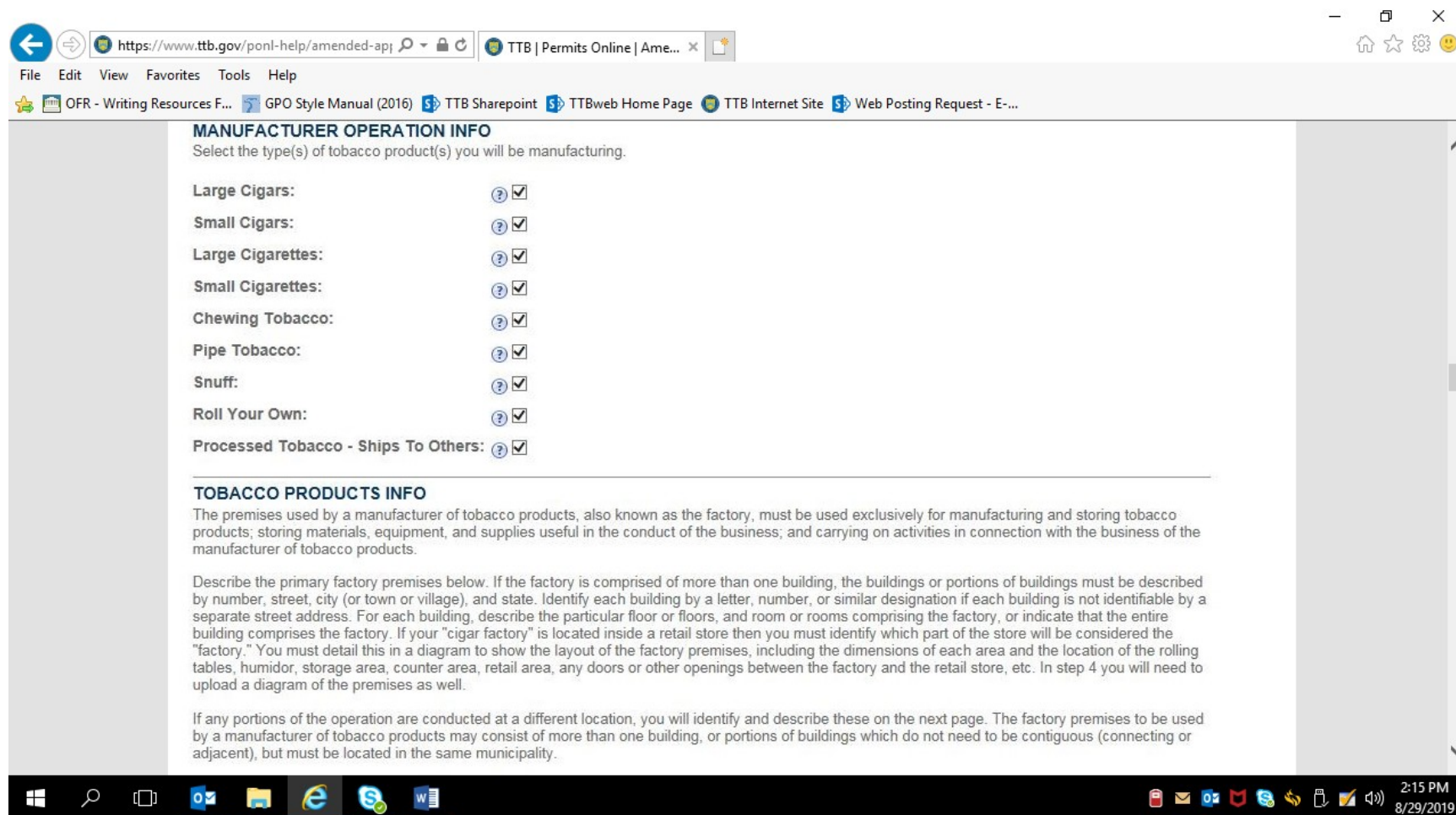
Has any investor who has or will contribute more than ten percent of the funds of the business, stockholder who holds more than ten percent of the issued stock of a corporation, interest holder who holds more than ten percent interest holding of a limited liability company, sole proprietor, or any officer, director, partner, member, manager, or person of primary interest in the business ever been subject to or are currently subject to legal proceedings involving a felony violation of any provision of Federal criminal law relating to tobacco products, processed tobacco, cigarette paper, or cigarette tubes?: * Yes No

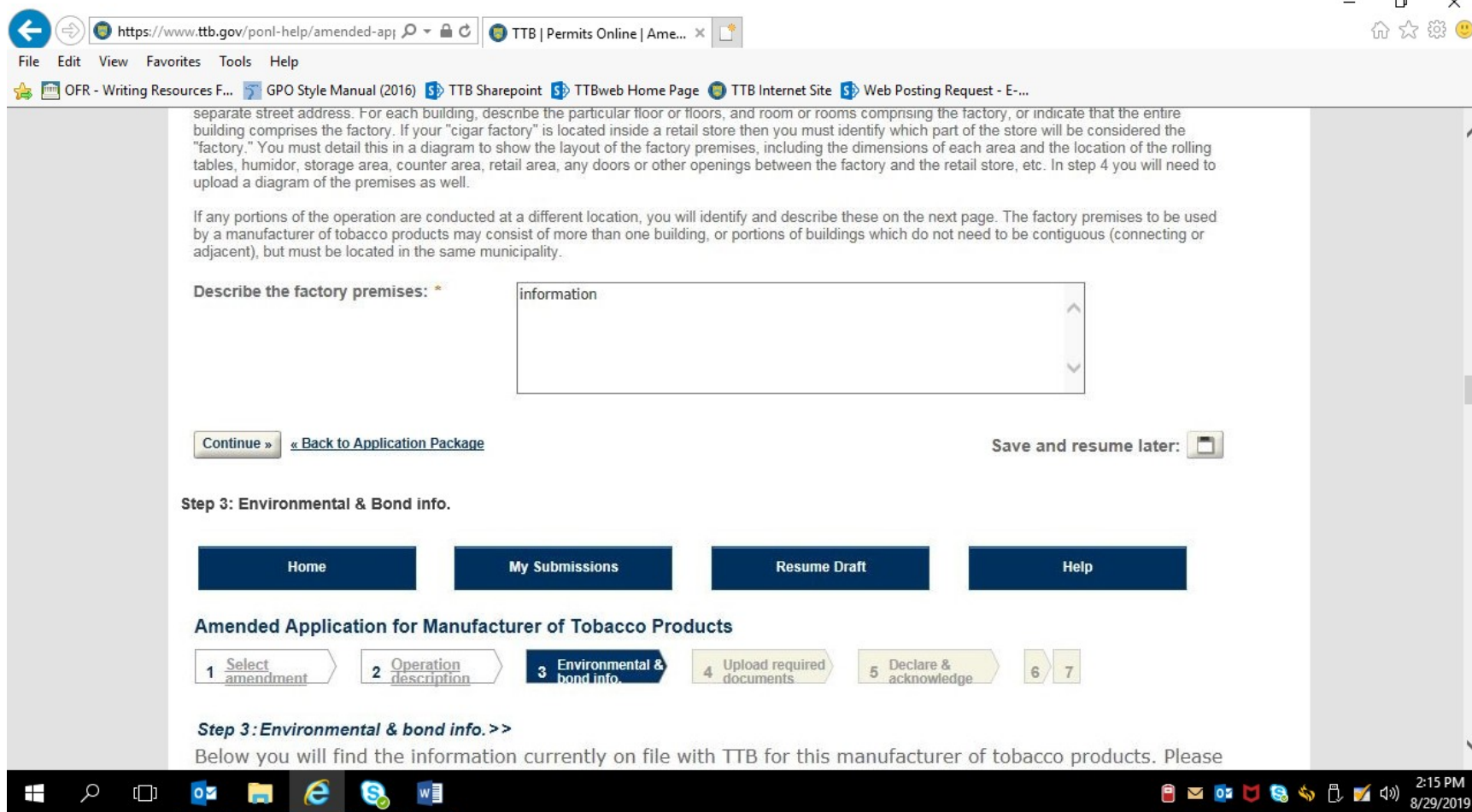
If yes, please provide details of each event, including dates and reasons: *

Windows taskbar: 2:14 PM 8/29/2019

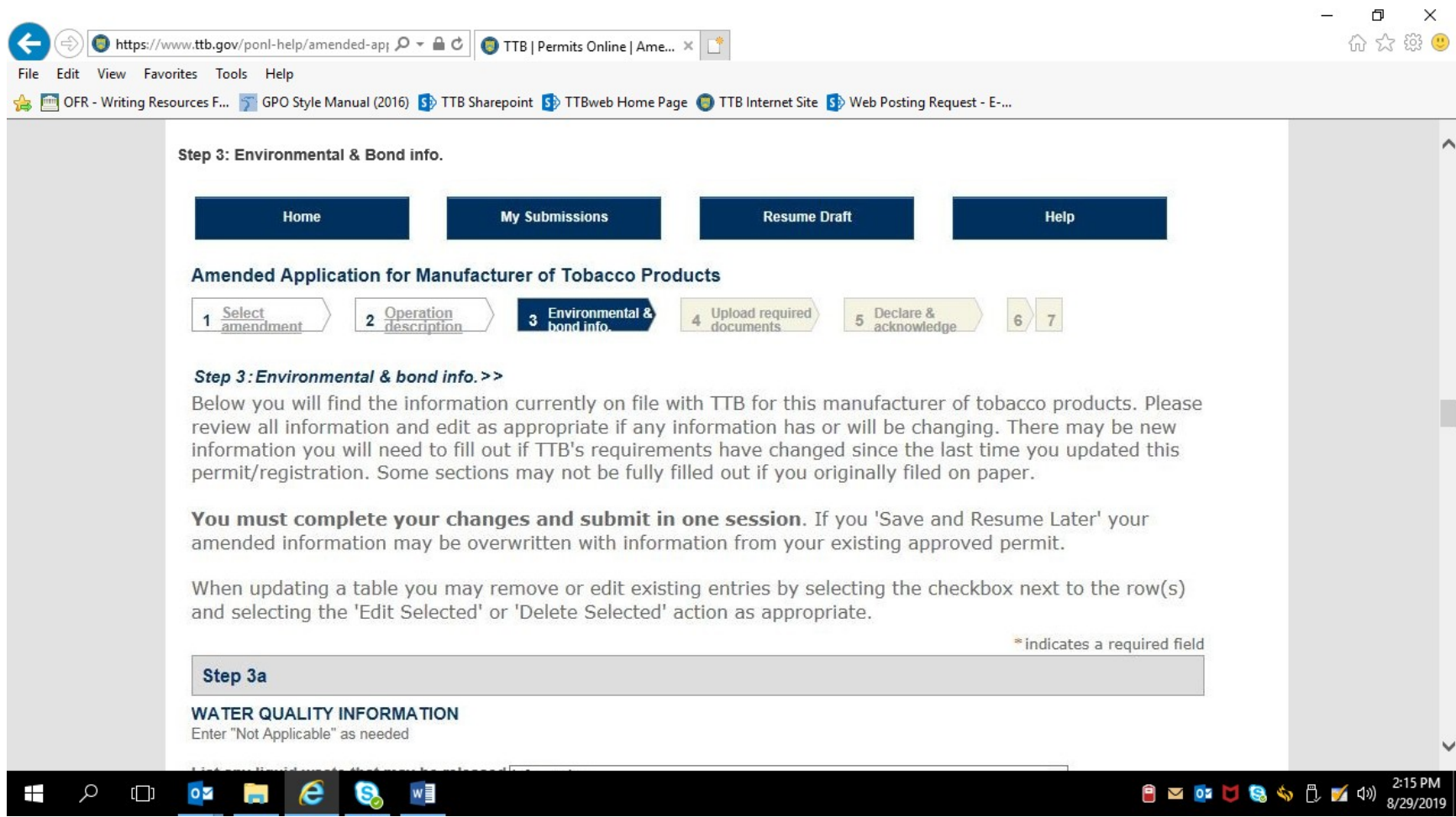


PONL 5.0 – Amended Manufacturer of Processed Tobacco or Tobacco Products, or New Tobacco Export Warehouse, Permit Applications. Screen Shots – August 2019

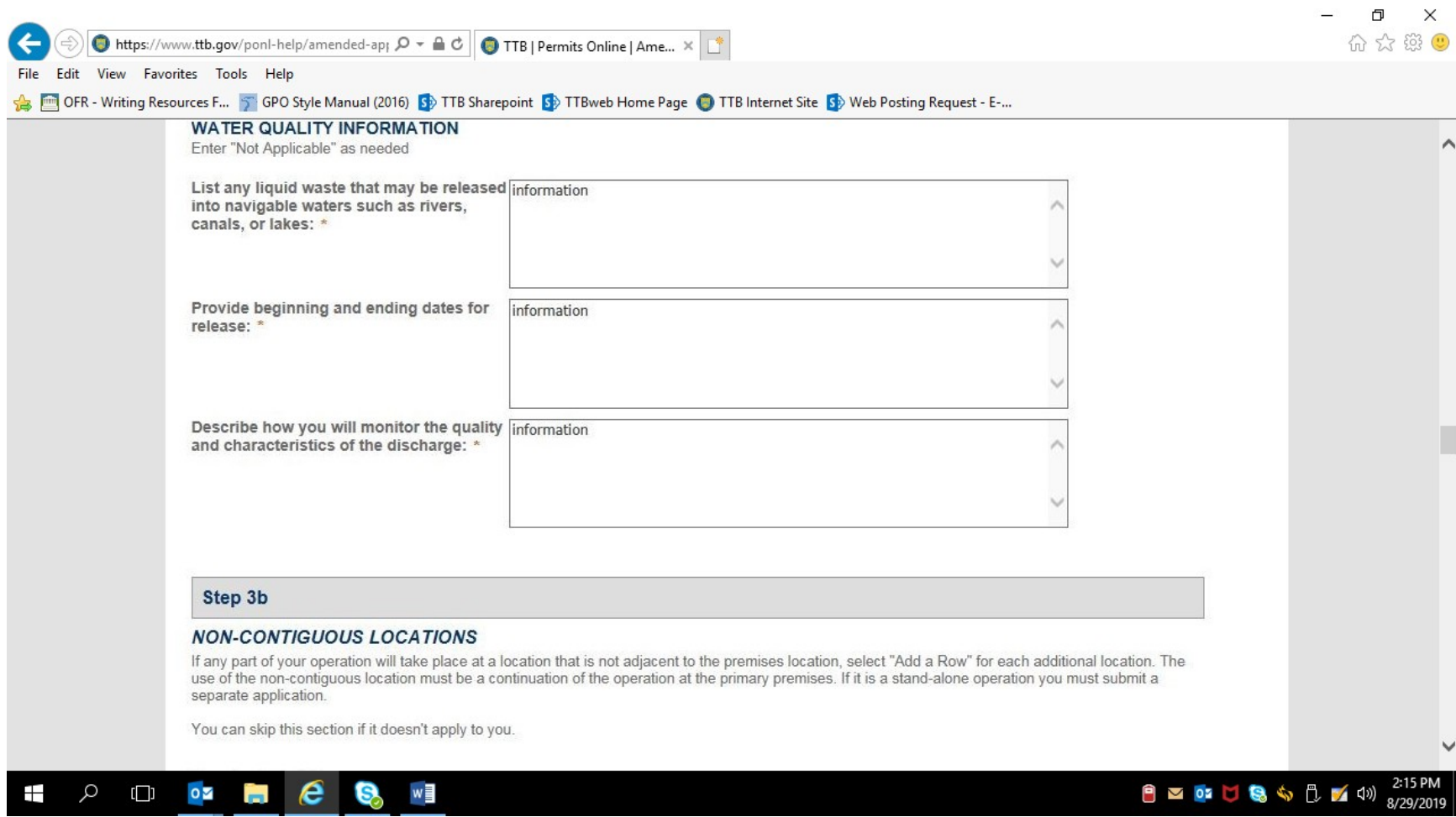




PONL 5.0 – Amended Manufacturer of Processed Tobacco or Tobacco Products, or New Tobacco Export Warehouse, Permit Applications. Screen Shots – August 2019



PONL 5.0 – Amended Manufacturer of Processed Tobacco or Tobacco Products, or New Tobacco Export Warehouse, Permit Applications. Screen Shots – August 2019



PONL 5.0 – Amended Manufacturer of Processed Tobacco or Tobacco Products, or New Tobacco Export Warehouse, Permit Applications. Screen Shots – August 2019

https://www.ttb.gov/pnl-help/amended-apj | TTB | Permits Online | Ame... x

File Edit View Favorites Tools Help

OFR - Writing Resources F... GPO Style Manual (2016) TTB Sharepoint TTBweb Home Page TTB Internet Site Web Posting Request - E...

Step 3b

NON-CONTIGUOUS LOCATIONS

If any part of your operation will take place at a location that is not adjacent to the premises location, select "Add a Row" for each additional location. The use of the non-contiguous location must be a continuation of the operation at the primary premises. If it is a stand-alone operation you must submit a separate application.

You can skip this section if it doesn't apply to you.

Showing 0-0 of 0

Non-contiguous Location Address	Description of Non-contiguous Location	Driving distance from the primary operation	Description of proposed Operation(s)
No records found.			

TOBACCO BOND

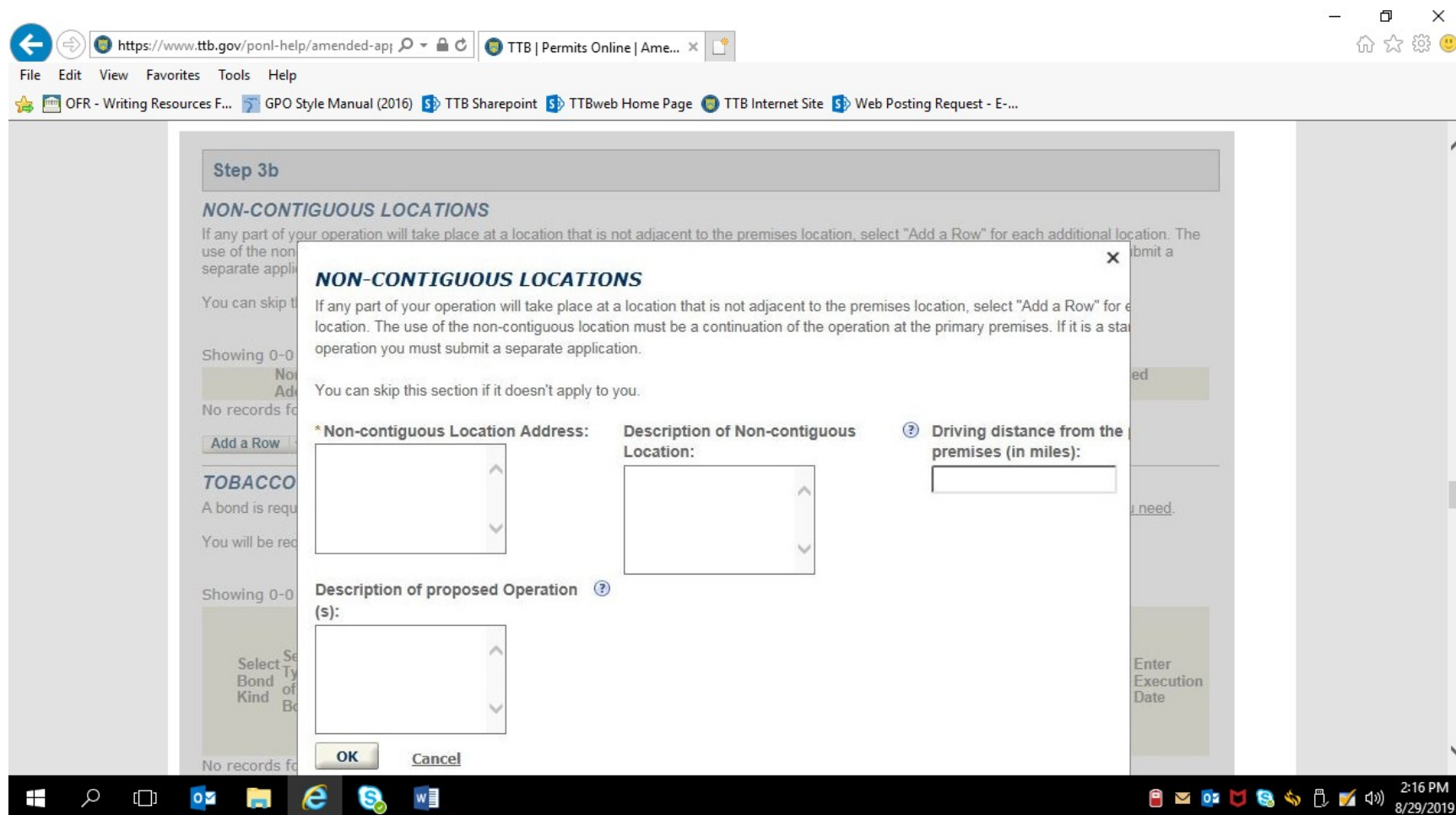
A bond is required with this application. Select "Add a Row" to provide your bond information. Learn more about [how much bond coverage you need](#).

You will be required to upload a corresponding [TTB F 5200.29 Tobacco Bond](#) on the next page.

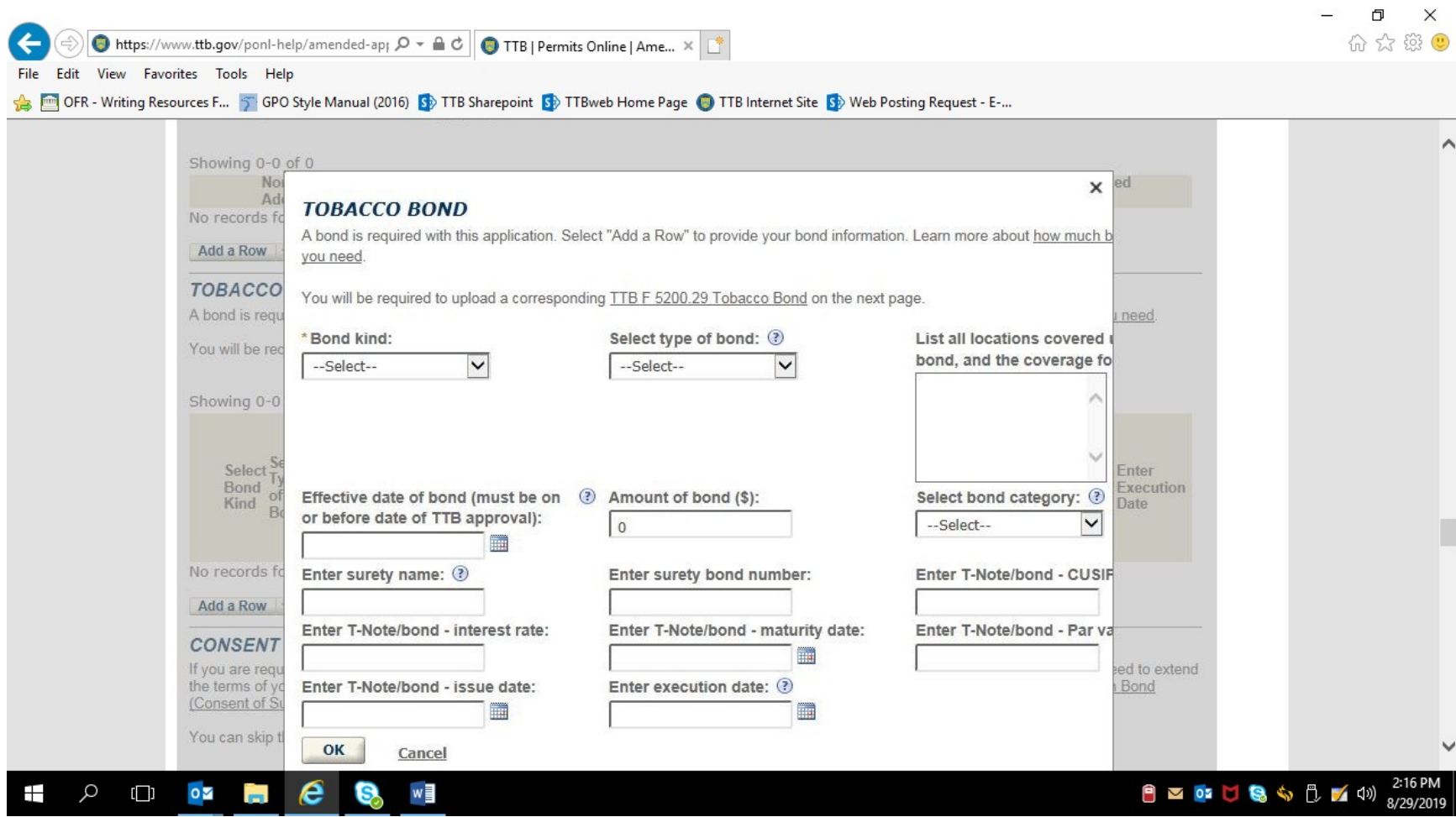
Showing 0-0 of 0

Select Bond Kind	Select Type of Bond	List all locations covered under this bond	Effective Date of Bond (must be on or before date of TTB approval)	Amount of Bond	Select Bond Category	Enter Surety Name	Enter Surety Bond Number	Enter T-Note/Bond - CUSIP	Enter T-Note/Bond - Interest Rate	Enter T-Note/Bond - Maturity Date	Enter T-Note/Bond - Par Value	Enter T-Note/Bond - Issue Date	Enter Bond Execution Date
No records found.													

Windows taskbar: 2:16 PM 8/29/2019



PONL 5.0 – Amended Manufacturer of Processed Tobacco or Tobacco Products, or New Tobacco Export Warehouse, Permit Applications. Screen Shots – August 2019



PONL 5.0 – Amended Manufacturer of Processed Tobacco or Tobacco Products, or New Tobacco Export Warehouse, Permit Applications. Screen Shots – August 2019

The screenshot shows a web browser window with the URL <https://www.ttb.gov/poal-help/amended-apj>. The browser's address bar and tabs are visible at the top. The main content area is divided into two sections:

CONSENT OF SURETY
 If you are required to provide a bond and you will also use that bond to cover additional operations, select "Add a Row" for each reason you need to extend the terms of your bond. See a [list of examples that will require a Change in Bond \(Consent of Surety\)](#). NOTE: A TTB Form 5000.18, [Change in Bond \(Consent of Surety\)](#) must be completed and uploaded later in this application.
 You can skip this section if it doesn't apply to you.

Showing 0-0 of 0

Enter the name of the Corporate Surety	Select the form number of the bond that you are changing	Enter the Total Penal Sum	Enter the Effective Date of this Change of Bond	Description of change
No records found.				

Buttons: [Add a Row](#), [Edit Selected](#), [Delete Selected](#)

REQUEST FOR VARIANCE
 Select "Add a Row" for each request to use an alternate method or procedure from any regulations. You will also need to upload a notice on company letterhead in step 4 that lists the variances requested and the reason(s).
 You can skip this section if it doesn't apply to you.

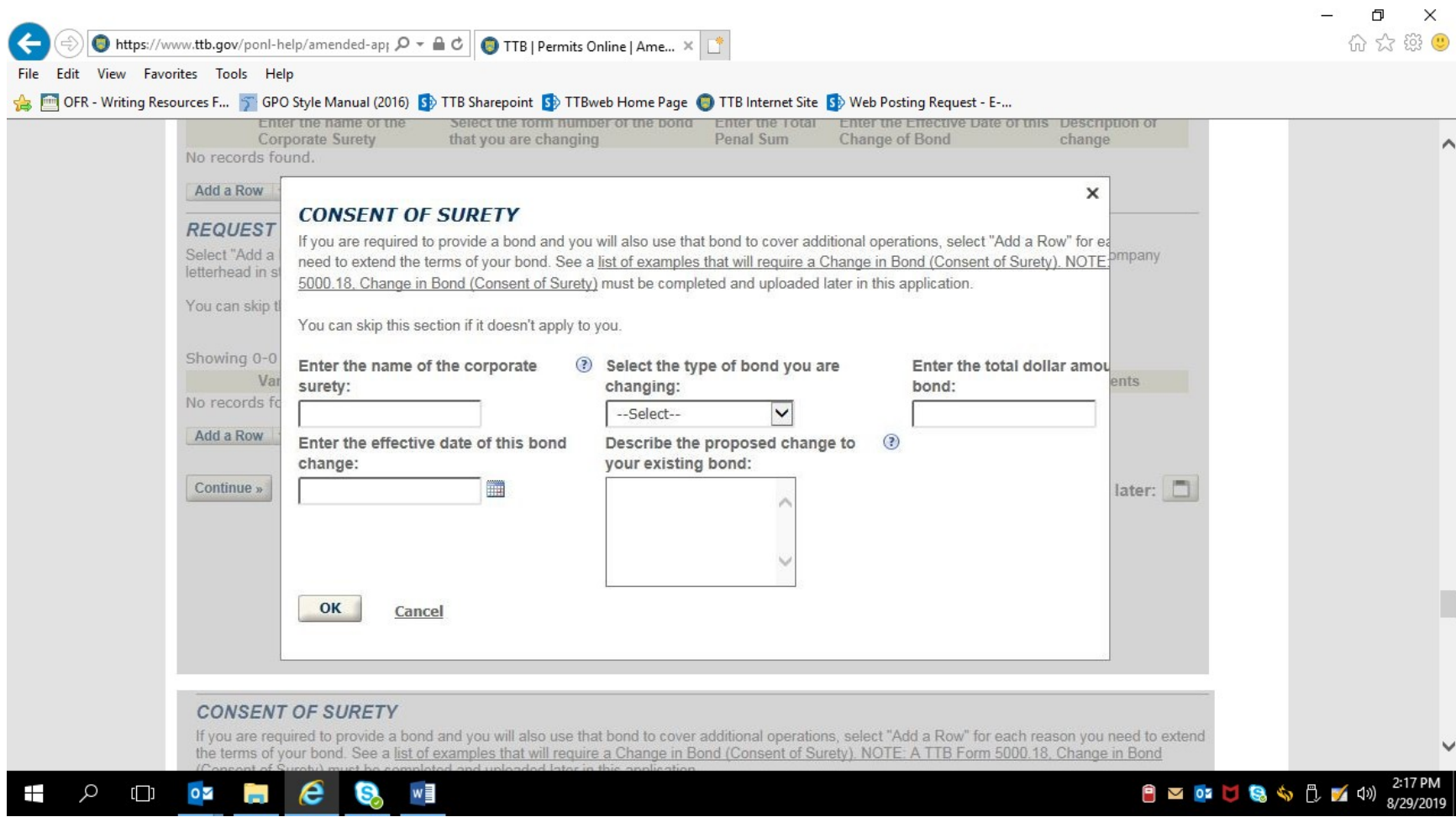
Showing 0-0 of 0

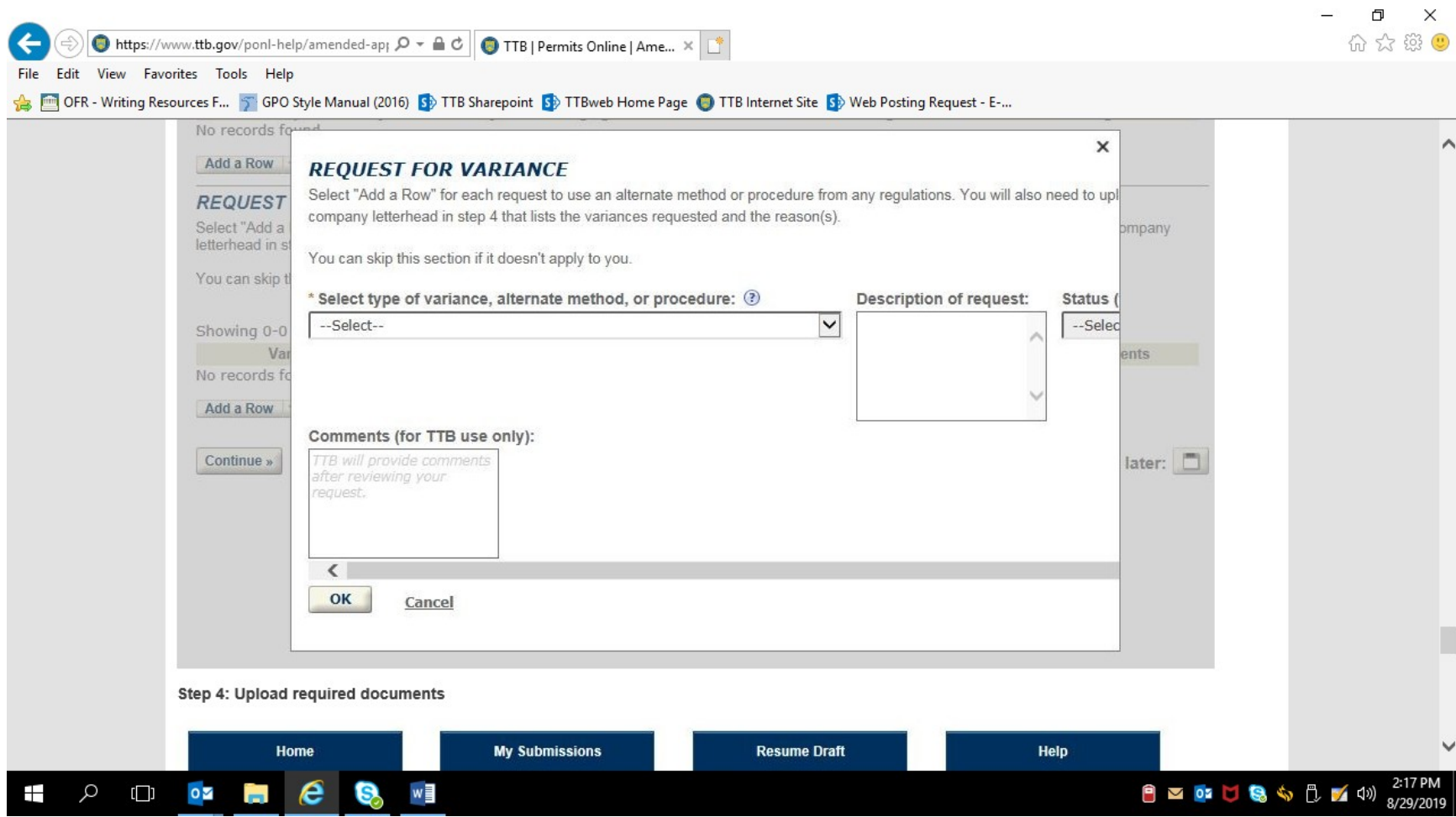
Variance, Alternate Method, Special Permission Type	Description of Request	Status	Status Comments
No records found.			

Buttons: [Add a Row](#), [Edit Selected](#), [Delete Selected](#)

Navigation: [Continue »](#), [« Back to Application Package](#), [Save and resume later:](#)

The bottom of the screenshot shows the Windows taskbar with various application icons and a system tray displaying the time as 2:17 PM on 8/29/2019.





The screenshot shows a web browser window with the URL <https://www.ttb.gov/ponl-help/amended-apl>. The page title is "TTB | Permits Online | Ame...". The browser's address bar shows several open tabs: "OFR - Writing Resources F...", "GPO Style Manual (2016)", "TTB Sharepoint", "TTBweb Home Page", "TTB Internet Site", and "Web Posting Request - E-...".

The main content area is titled "Step 4: Upload required documents". It features a navigation bar with buttons for "Home", "My Submissions", "Resume Draft", and "Help". Below this is a progress bar for the application process, with steps 1 through 7. Step 4, "Upload required documents", is currently active and highlighted in dark blue. Other steps include "Operation description", "Environmental & bond info.", "Declare & acknowledge", and "Review".

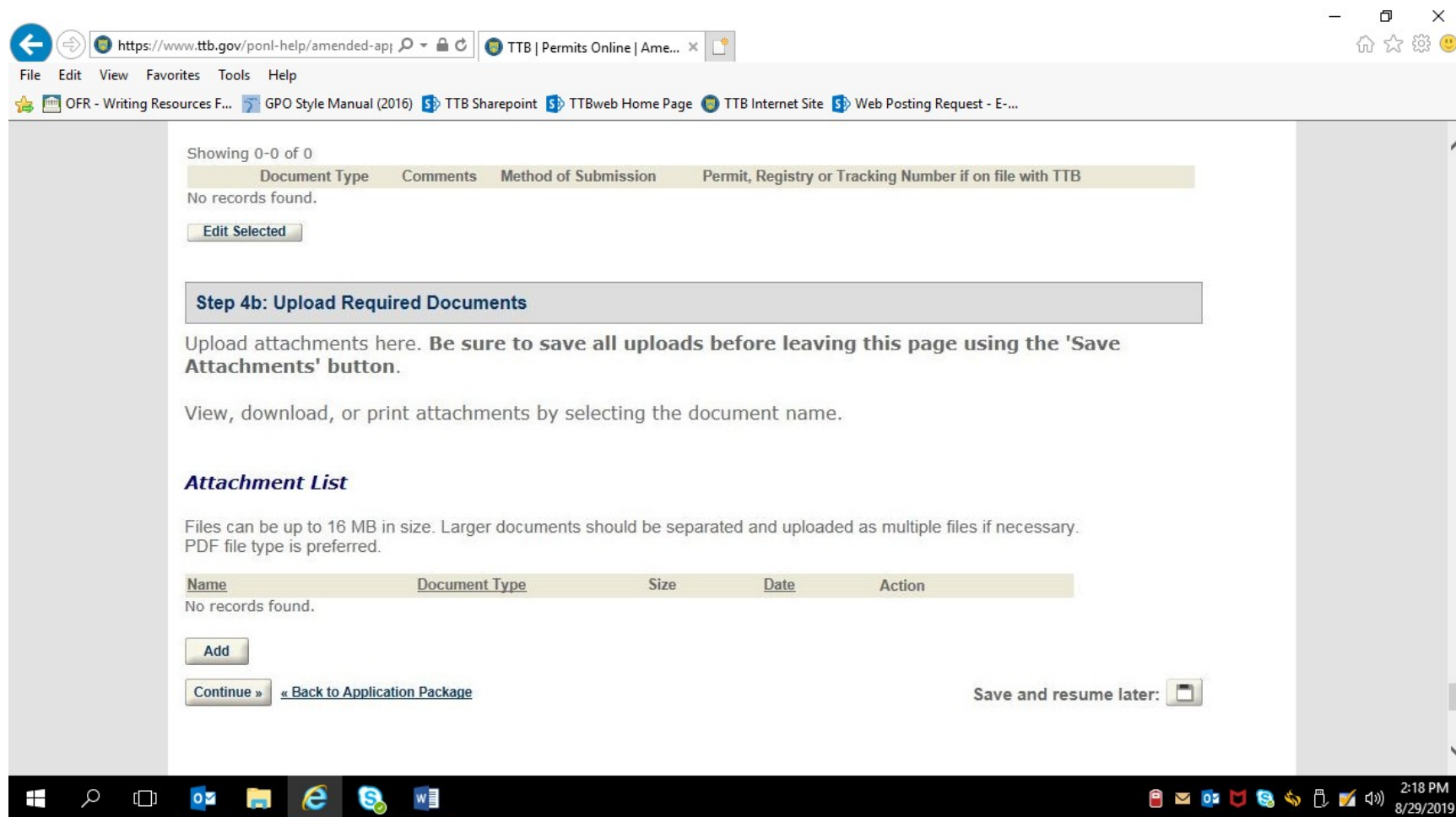
Under the progress bar, the text reads "Step 4: Upload required documents >>". A note indicates that an asterisk (*) indicates a required field. Below this is a section titled "Step 4a" and "REQUIRED DOCUMENT CHECKLIST". The text explains that based on the information provided, certain documents need to accompany the application. It lists two categories of documents:

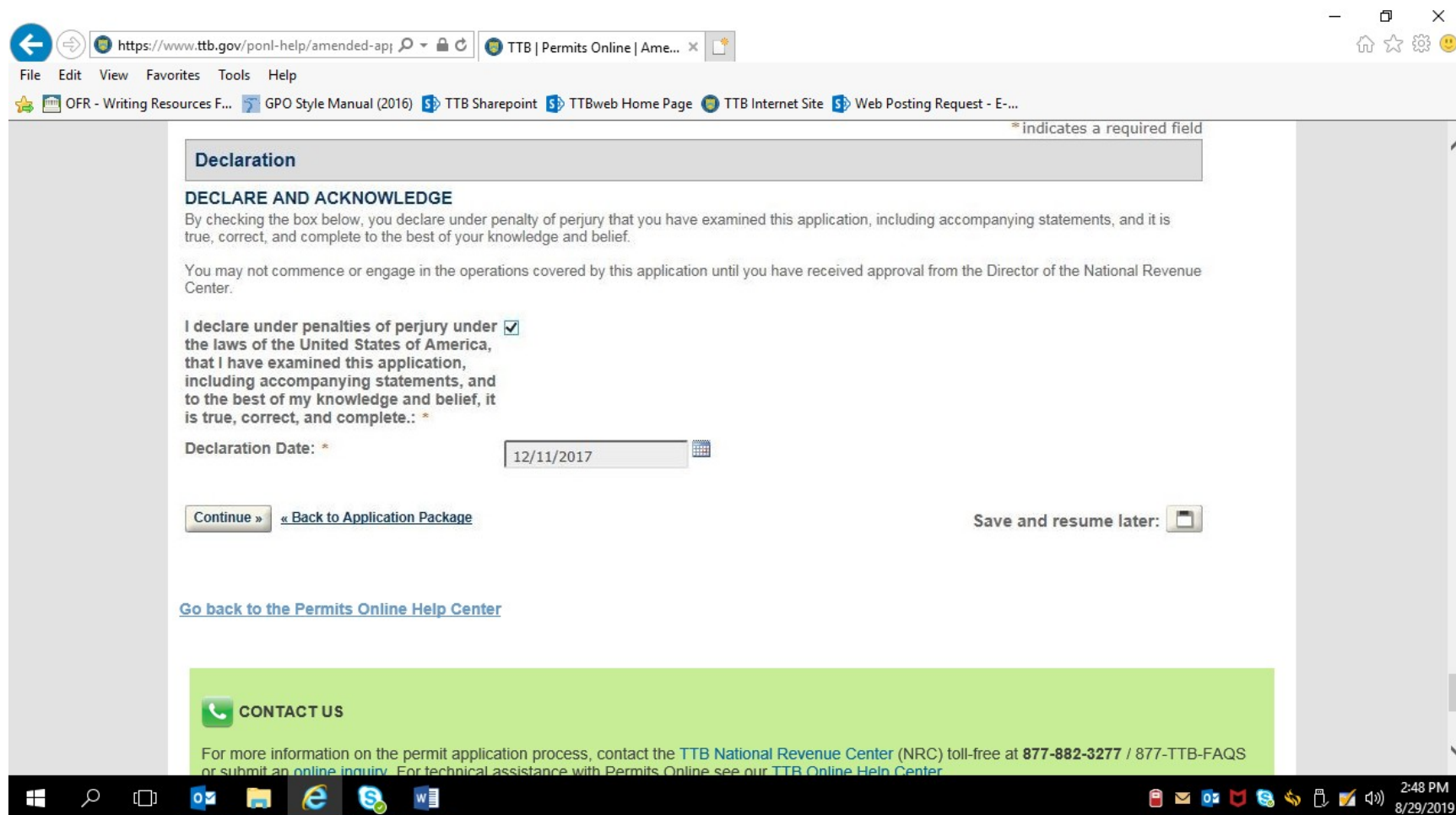
- Documents you plan to upload:** Mark as "Uploaded." [Learn more about the type of information that should be included in each document.](#)
- Documents already on file with TTB:** Mark as "On File and Previously Approved by TTB."

An important note states: "Please make any changes to the Method of Submission on your FINAL PASS through this application, since previous edits will be overwritten upon revisiting this page." Another note says: "If no documents are listed in the table below, you are not required to upload any supporting documents and can continue your application."

At the bottom, it says "Showing 0-0 of 0" and displays a table header with the following columns: "Document Type", "Comments", "Method of Submission", and "Permit, Registry or Tracking Number if on file with TTB".

The Windows taskbar at the bottom shows the system tray with the time "2:18 PM" and date "8/29/2019".





APPLICATION FOR AMENDED TOBACCO EXPORT WAREHOUSE PERMIT:

https://www.ttb.gov/ponl-help/amended-apl

TTB | Permits Online | Ame...

File Edit View Favorites Tools Help

OFR - Writing Resources F... GPO Style Manual (2016) TTB Sharepoint TTBweb Home Page TTB Internet Site Web Posting Request - E...

TTB Alcohol and Tobacco Tax and Trade Bureau
U.S. Department of the Treasury

Who We Are What We Do TTB Audiences Resources

REPORT FRAUD: TTB Tips Online

Search

Contact TTB | Español Français 中文

TTB Home > Permits Online Help > Permits Online | Amended Application for Tobacco Export Warehouses

Permits Online: Preview the Amended Application for Tobacco Export Warehouse

File this application to:

- Change premises location
- Change bonded area
- Change bond
- Add or remove variance or alternate method
- Change DBA/Operating name

Note: You may submit multiple amendments in one application.

Note: not all questions shown in the screen prints below will appear when you fill out your application. Some questions appear based on the answers you select.

Step 1: Select amendment

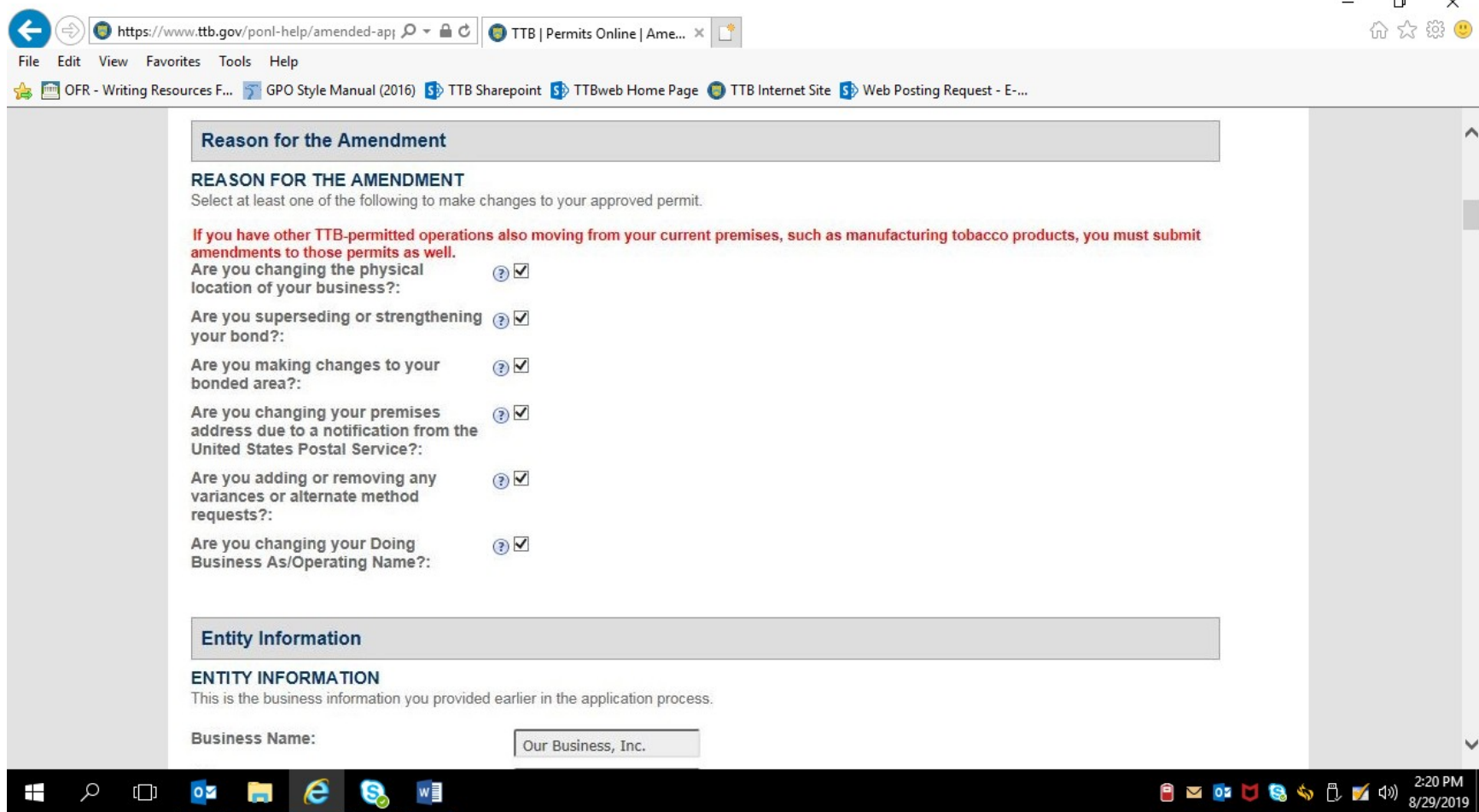
Home My Submissions Resume Draft Help

Amended Application for Tobacco Export Warehouse

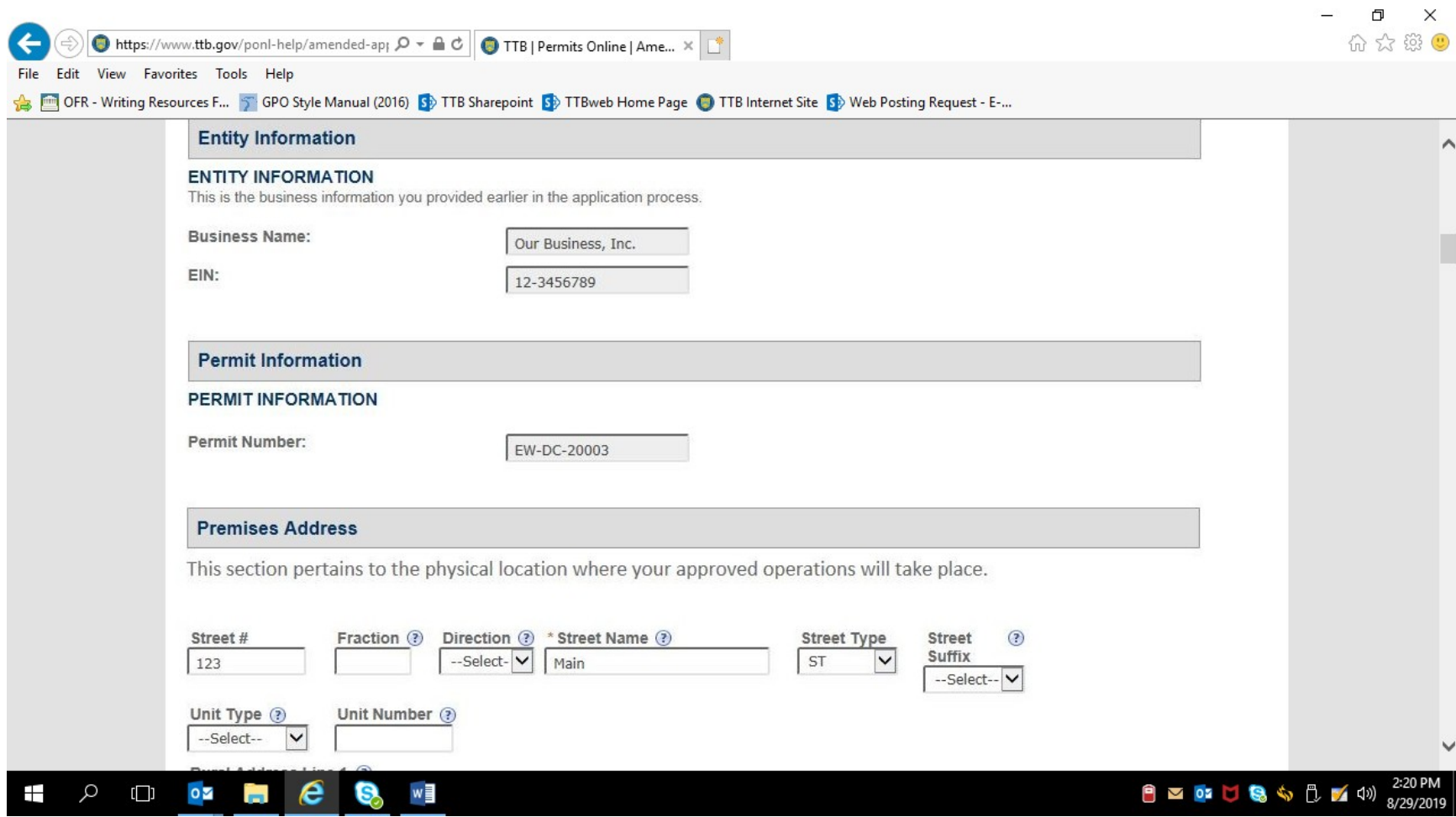
1 Select amendment 2 Operation description 3 Environmental & bond info. 4 Upload required documents 5 Declare & acknowledge 6 7

2:18 PM 8/29/2019

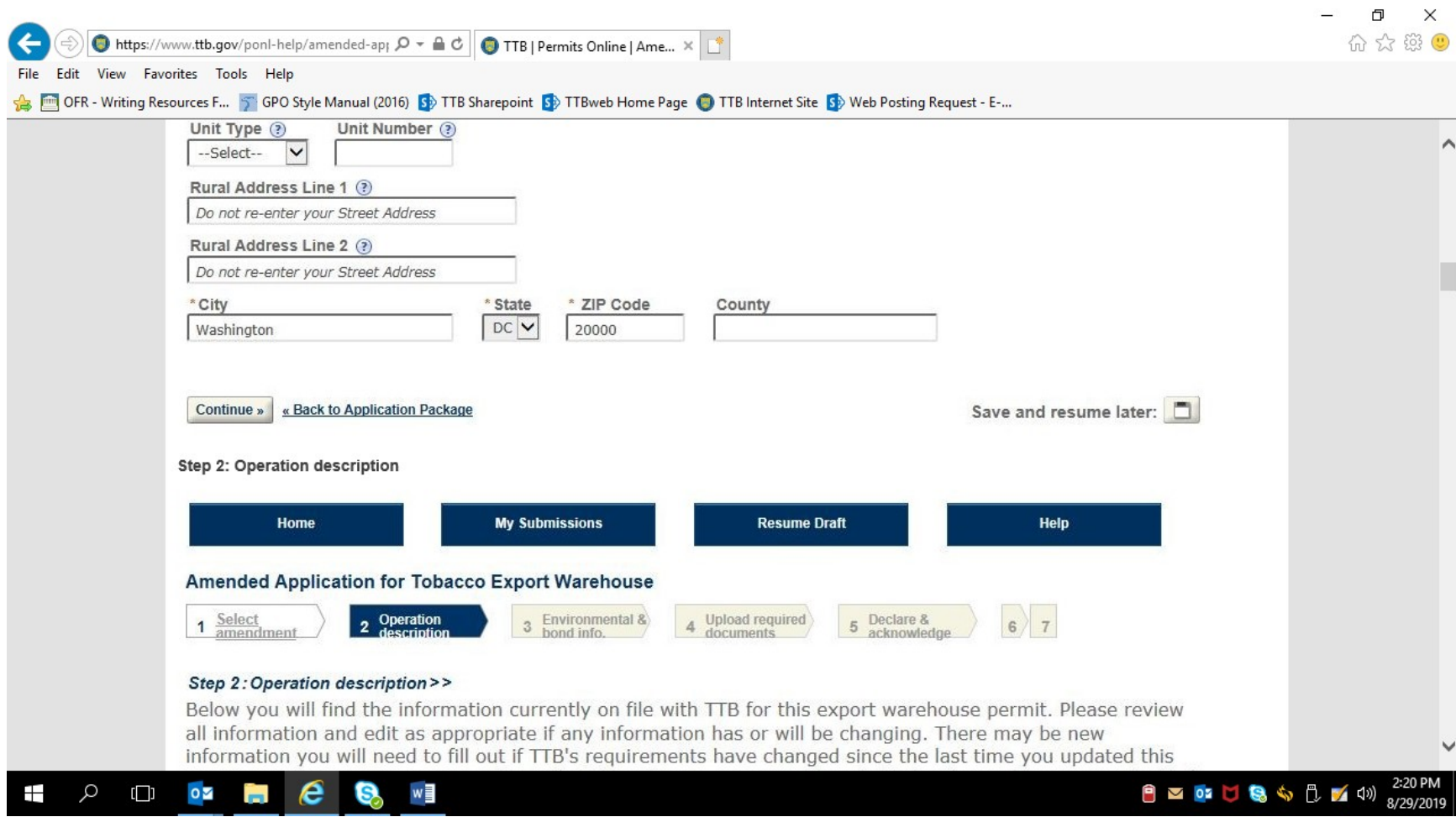
The screenshot shows a web browser window with the URL <https://www.ttb.gov/ponl-help/amended-apj>. The browser's address bar and tabs are visible at the top. The main content area is titled "Step 1: Select amendment" and features four navigation buttons: "Home", "My Submissions", "Resume Draft", and "Help". Below these buttons is the heading "Amended Application for Tobacco Export Warehouse" and a progress bar with seven steps. Step 1, "Select amendment", is highlighted in blue, while steps 2 through 7 are in a light yellow color. The text below the progress bar reads: "Step 1: Select amendment >> This page shows the basic information for the permit you are amending. Please identify the reason(s) you are submitting this amendment. If you are changing your premises location, please update it at the bottom of this page." A note indicates that an asterisk (*) indicates a required field. A section titled "Application Contact" contains the following information: "Please review the contact information we have on file for you. This should be your information, as the person filling out this application package, even if you're doing it on behalf of someone else. If it is incorrect update your information and then start a new application package." The contact information listed is: "Chris Smith", "ChrisSmith@email.com", "555-555-5555", and "123 Main Street". The Windows taskbar is visible at the bottom of the screenshot, showing the time as 2:19 PM on 8/29/2019.

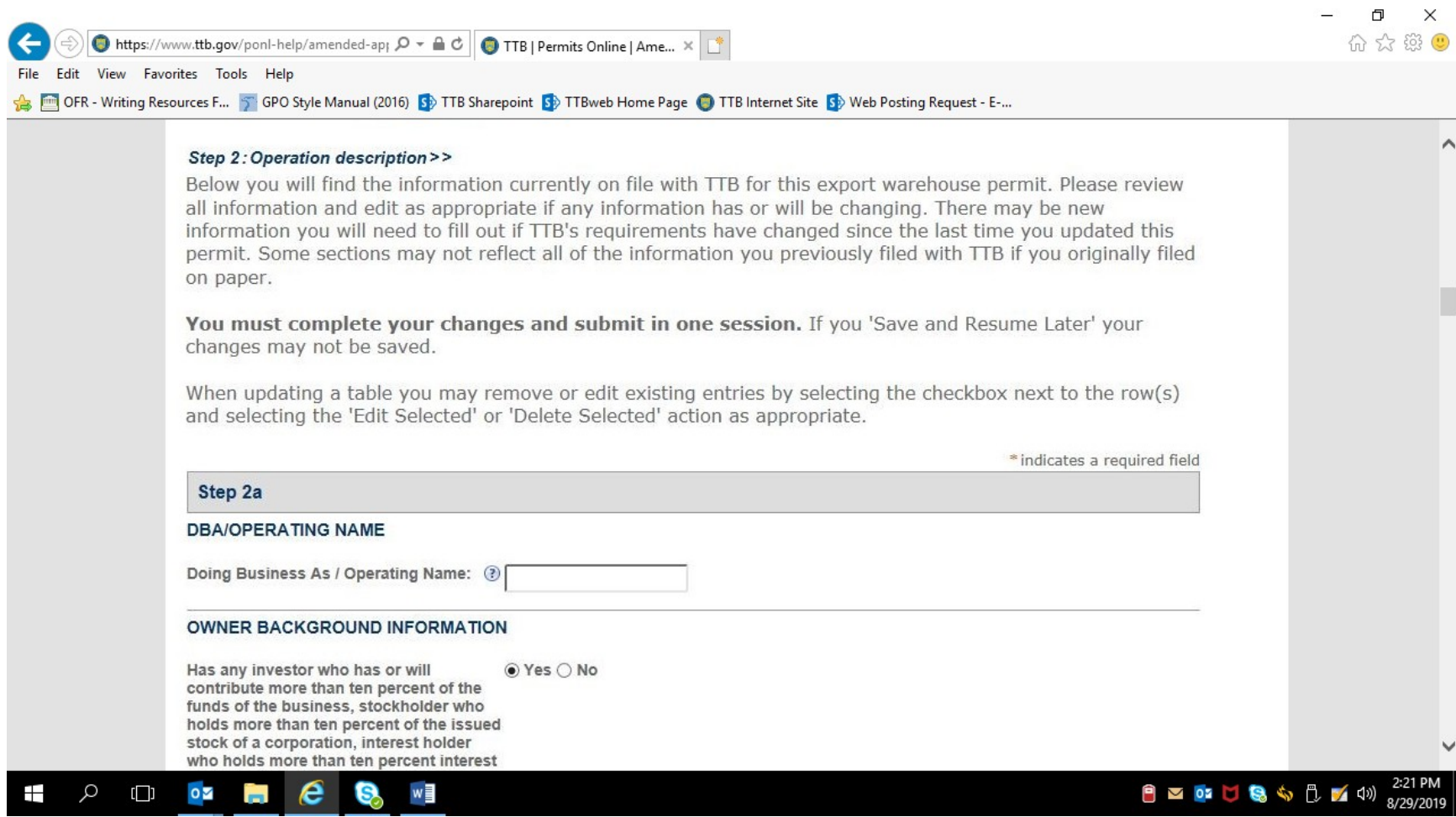


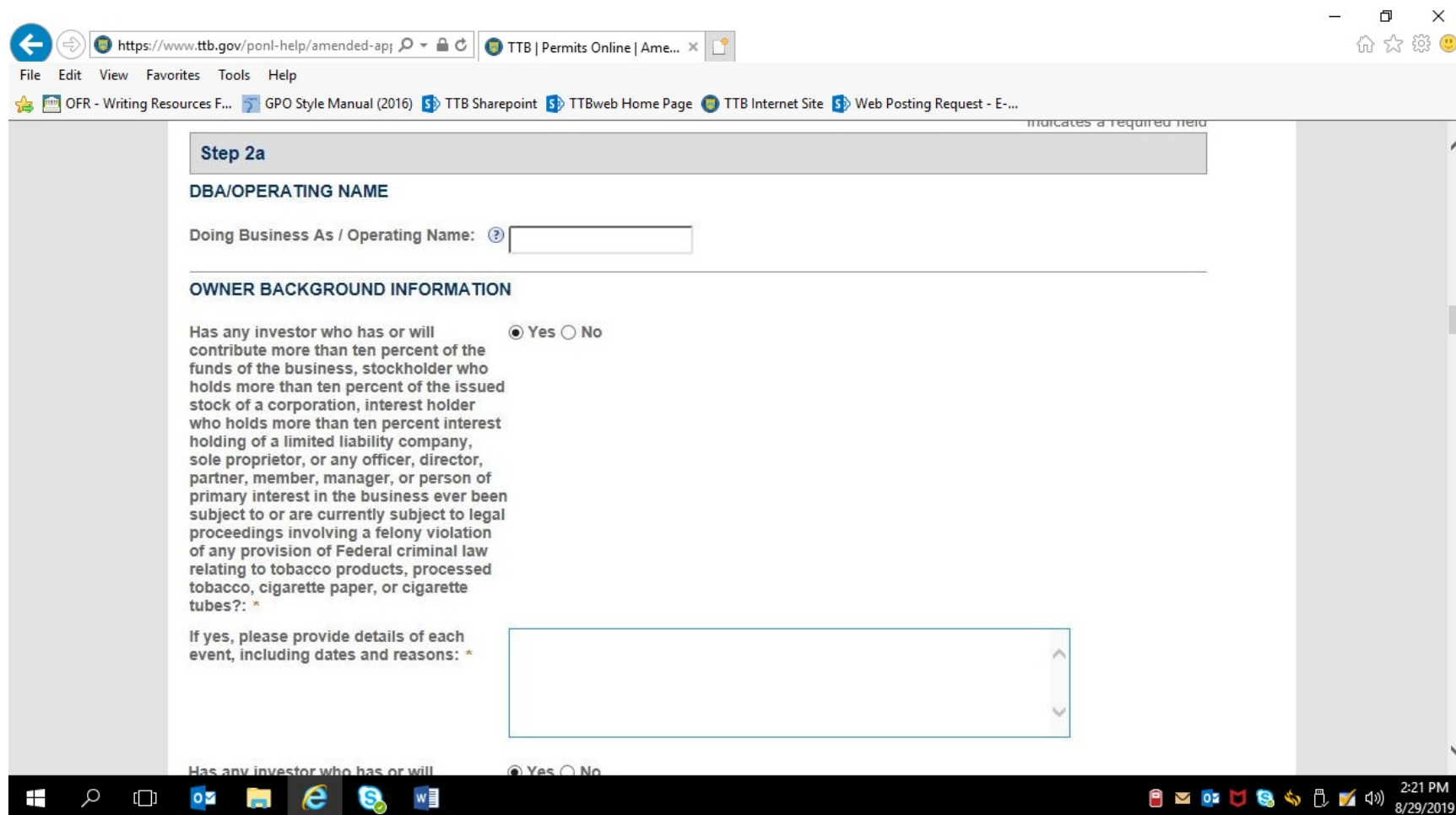
PONL 5.0 – Amended Manufacturer of Processed Tobacco or Tobacco Products, or New Tobacco Export Warehouse, Permit Applications. Screen Shots – August 2019

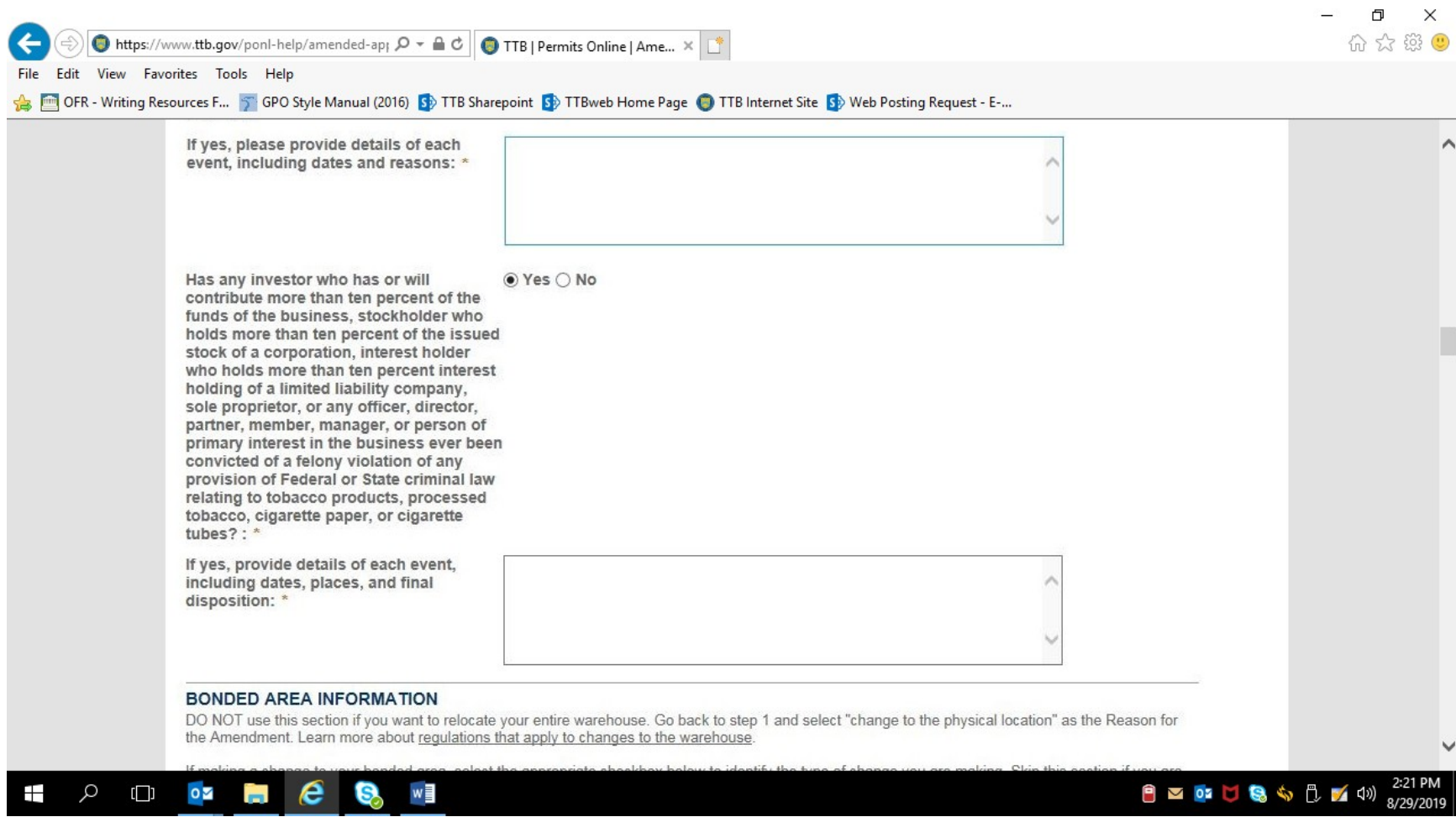


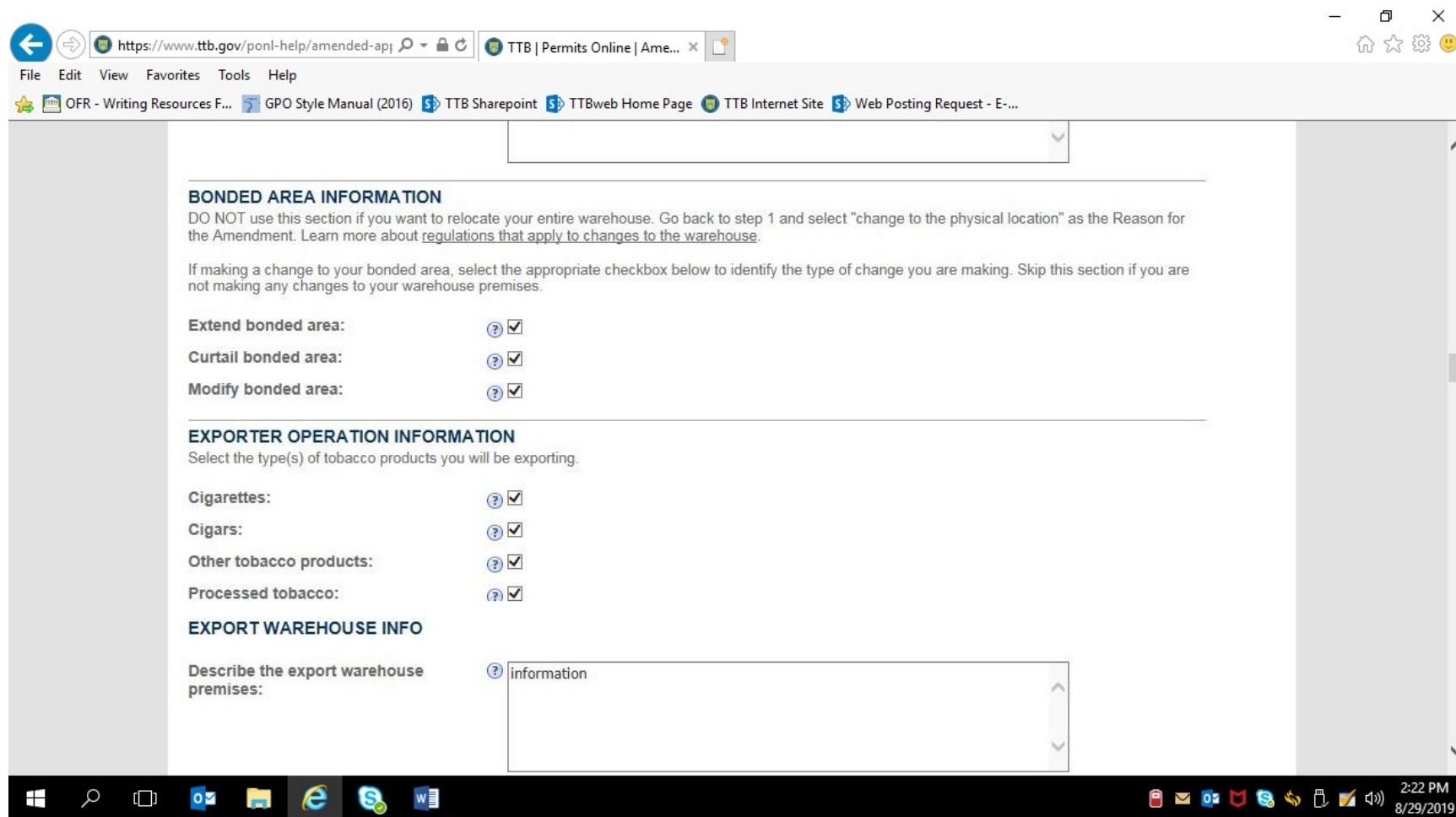
PONL 5.0 – Amended Manufacturer of Processed Tobacco or Tobacco Products, or New Tobacco Export Warehouse, Permit Applications. Screen Shots – August 2019



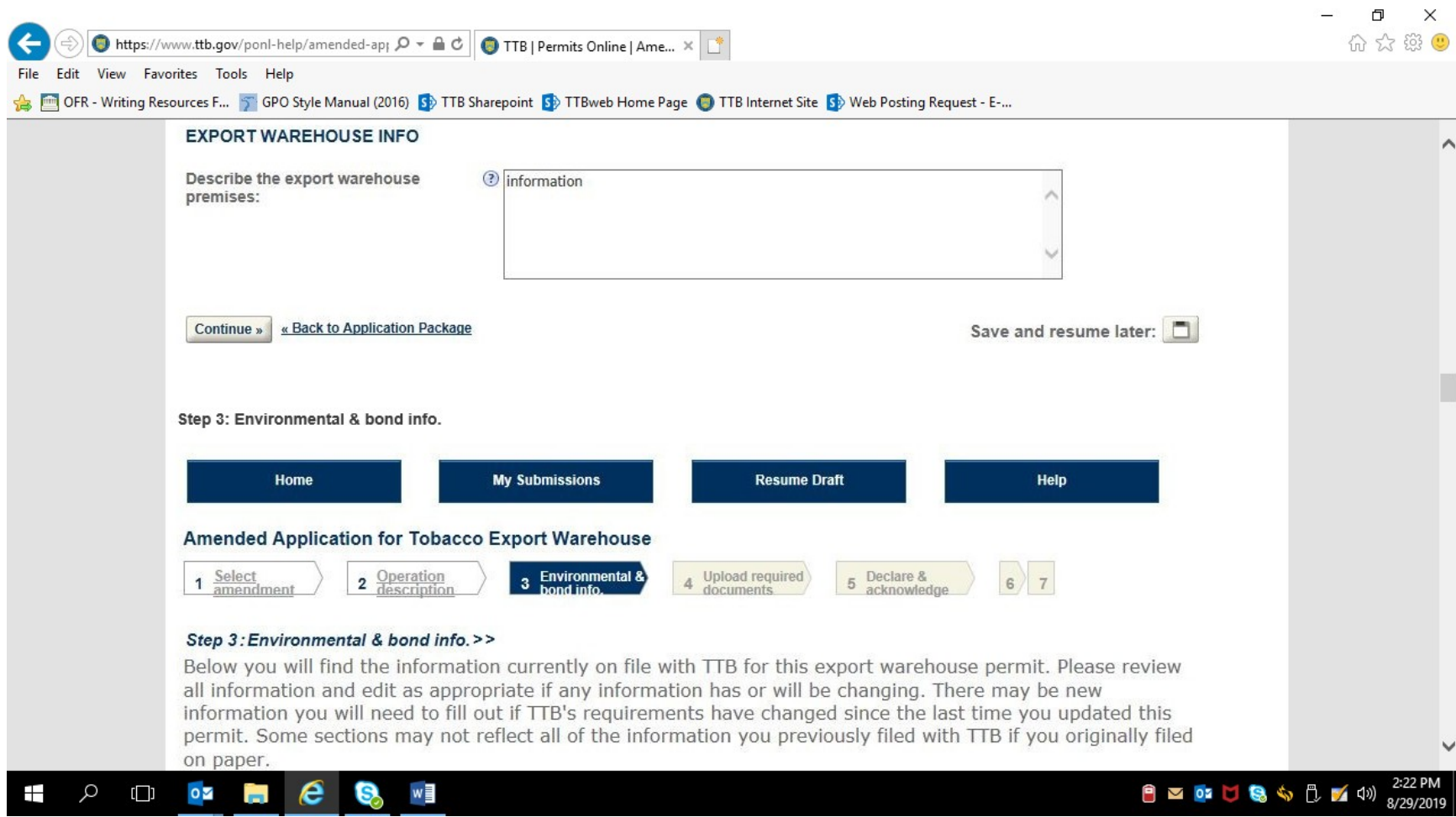




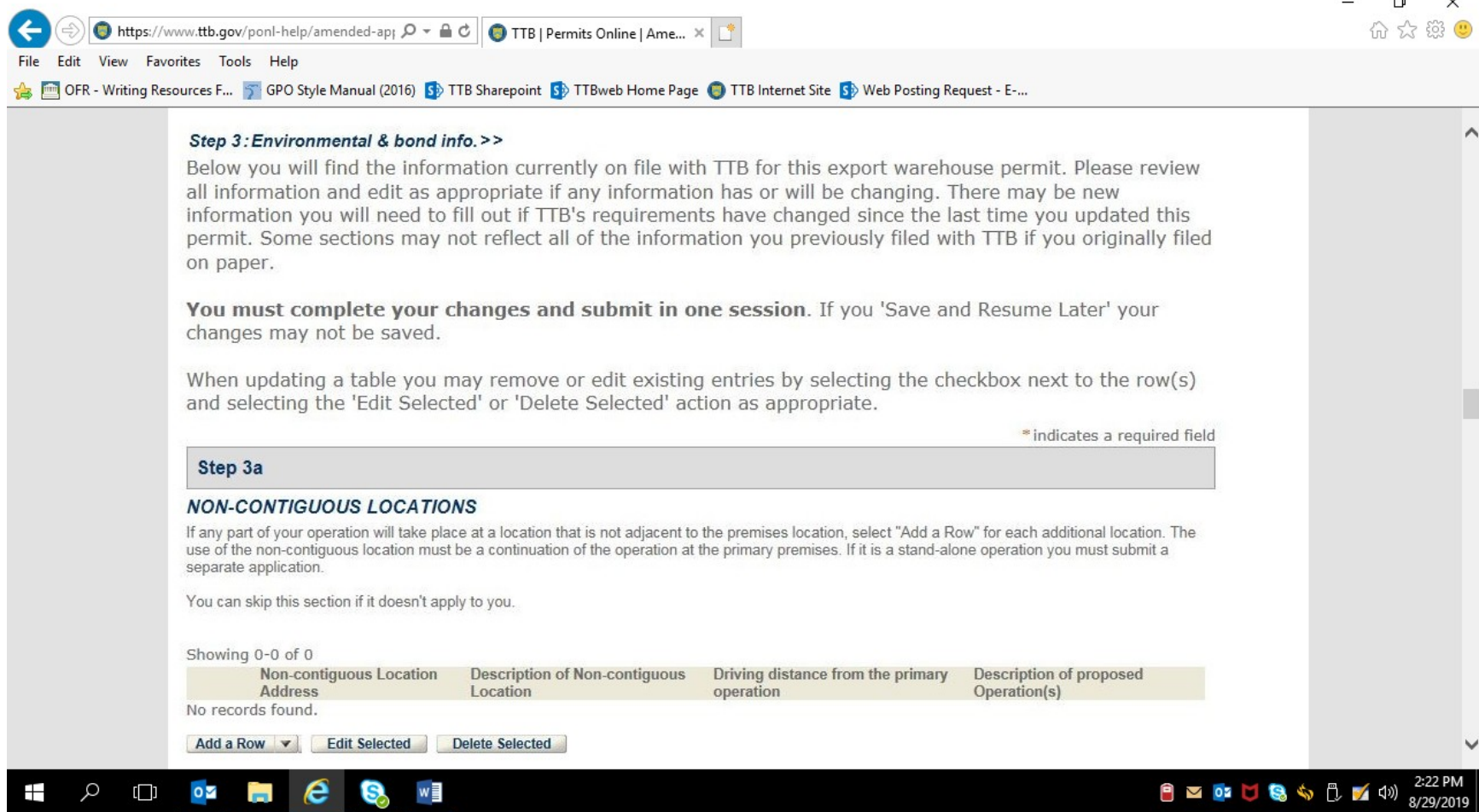


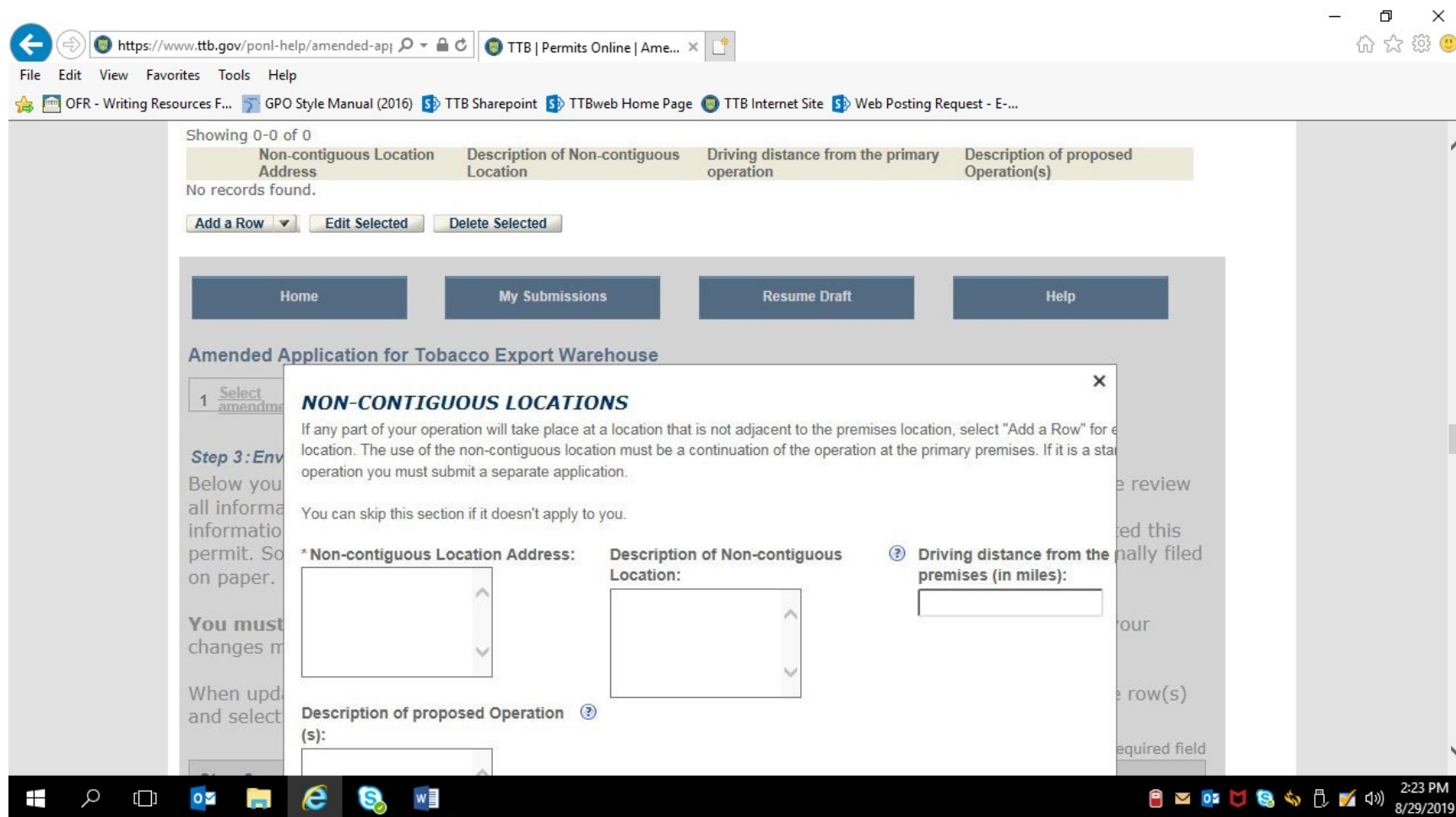


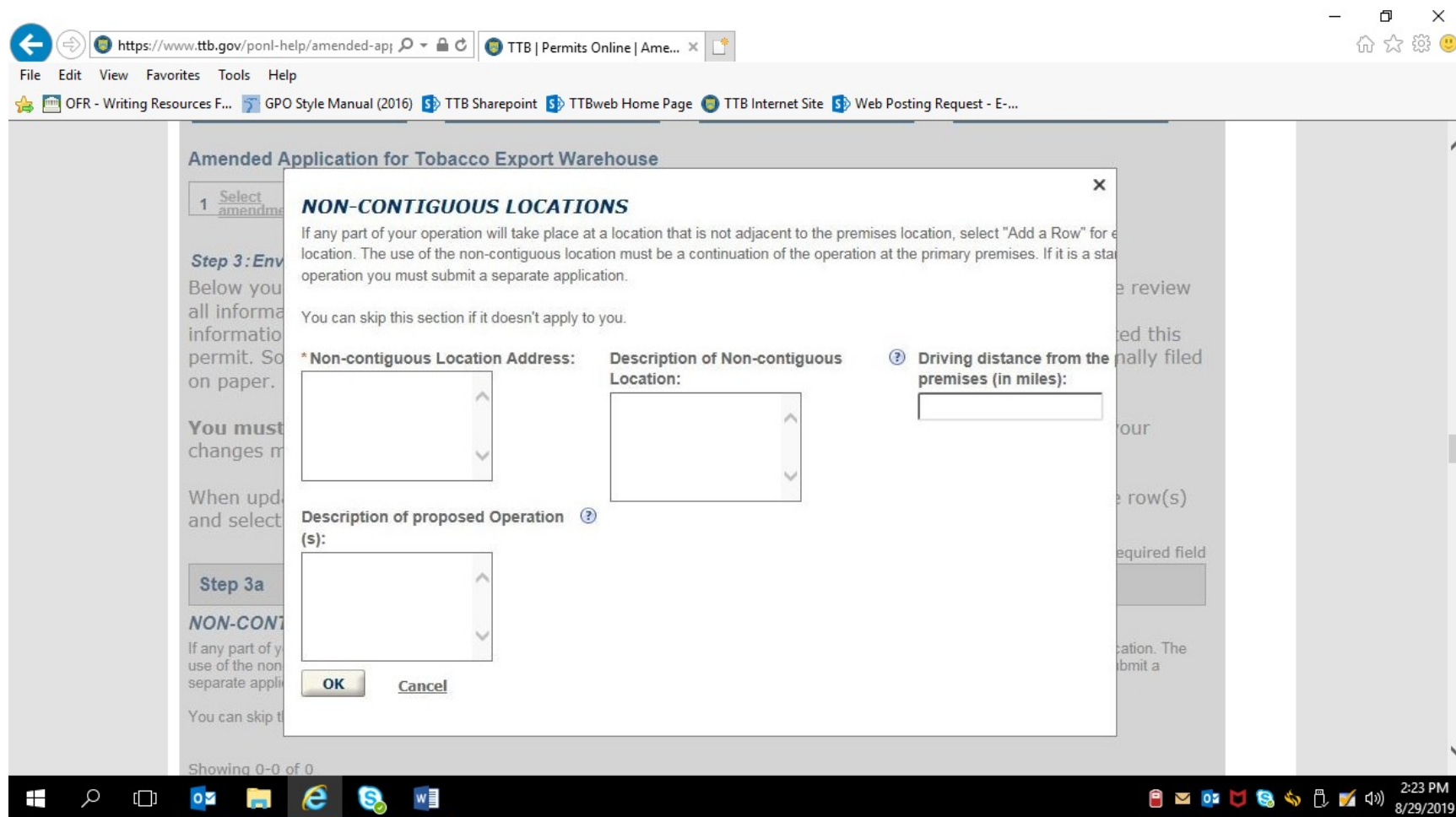
PONL 5.0 – Amended Manufacturer of Processed Tobacco or Tobacco Products, or New Tobacco Export Warehouse, Permit Applications. Screen Shots – August 2019



PONL 5.0 – Amended Manufacturer of Processed Tobacco or Tobacco Products, or New Tobacco Export Warehouse, Permit Applications. Screen Shots – August 2019







https://www.ttb.gov/poal-help/amended-apj | TTB | Permits Online | Ame... x

File Edit View Favorites Tools Help

OFR - Writing Resources F... GPO Style Manual (2016) TTB Sharepoint TTBweb Home Page TTB Internet Site Web Posting Request - E...

TOBACCO BOND

A bond is required with this application. Select "Add a Row" to provide your bond information. Learn more about [how much bond coverage you need](#).

You will be required to upload a corresponding [TTB F 5200.29 Tobacco Bond](#) on the next page.

Showing 0-0 of 0

Select Bond Kind	Select Type of Bond	Effective Date of Bond (must be on or before date of TTB approval)	Amount of Bond	Select Bond Category	Enter Surety Name	Enter Surety Bond Number	Enter T-Note/Bond - CUSIP Number	Enter T-Note/Bond - Interest Rate	Enter T-Note/Bond - Maturity Date	Enter T-Note/Bond - Par Value	Enter T-Note/Bond - Issue Date	Enter Execution Date
No records found.												

CONSENT OF SURETY

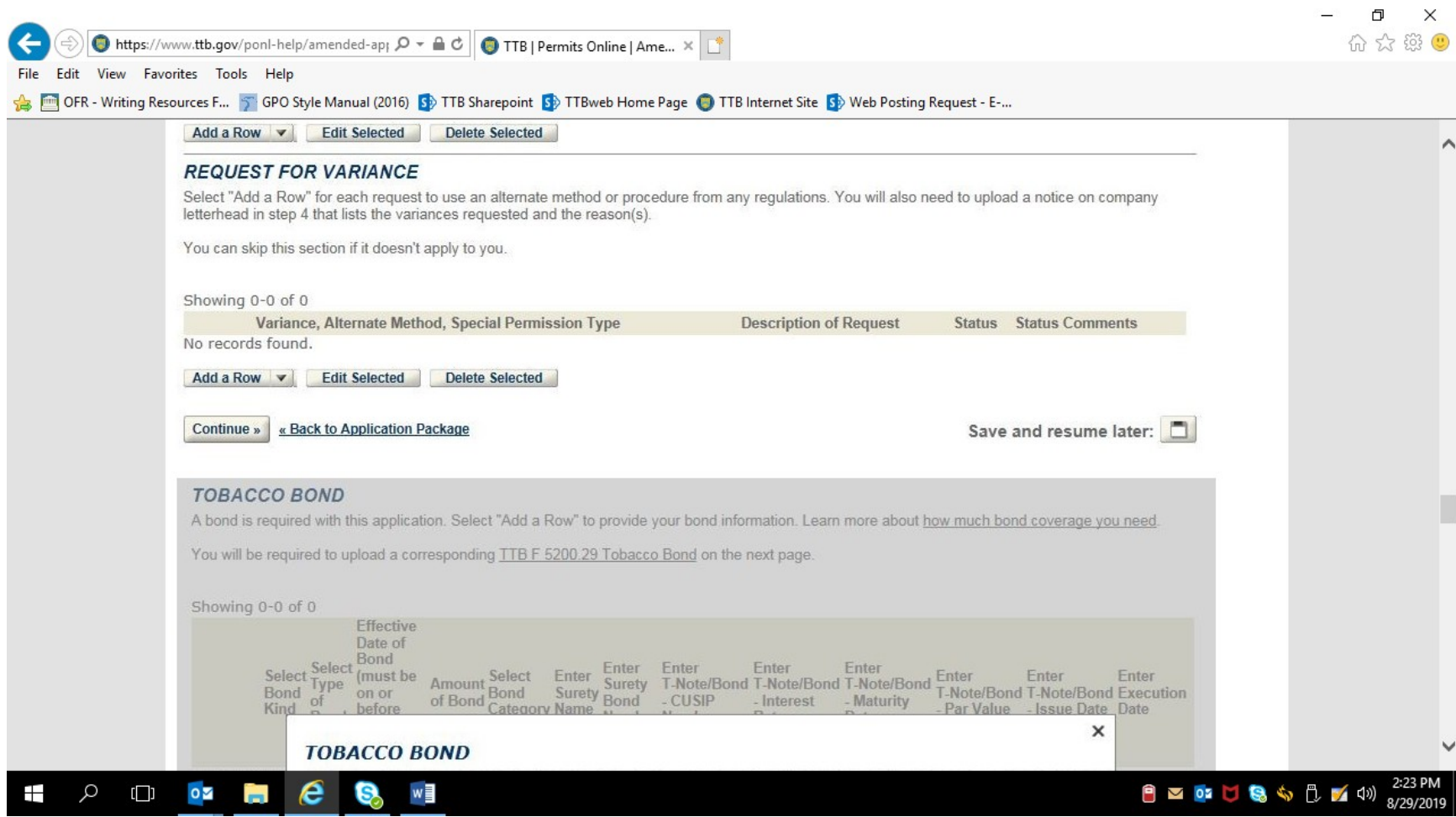
If you are required to provide a bond and you will also use that bond to cover additional operations, select "Add a Row" for each reason you need to extend the terms of your bond. See a list of [examples](#) that will require a Change in Bond (Consent of Surety). NOTE: A TTB Form 5000.18, [Change in Bond](#) (Consent of Surety), must be completed and uploaded later in this application.

You can skip this section if it doesn't apply to you.

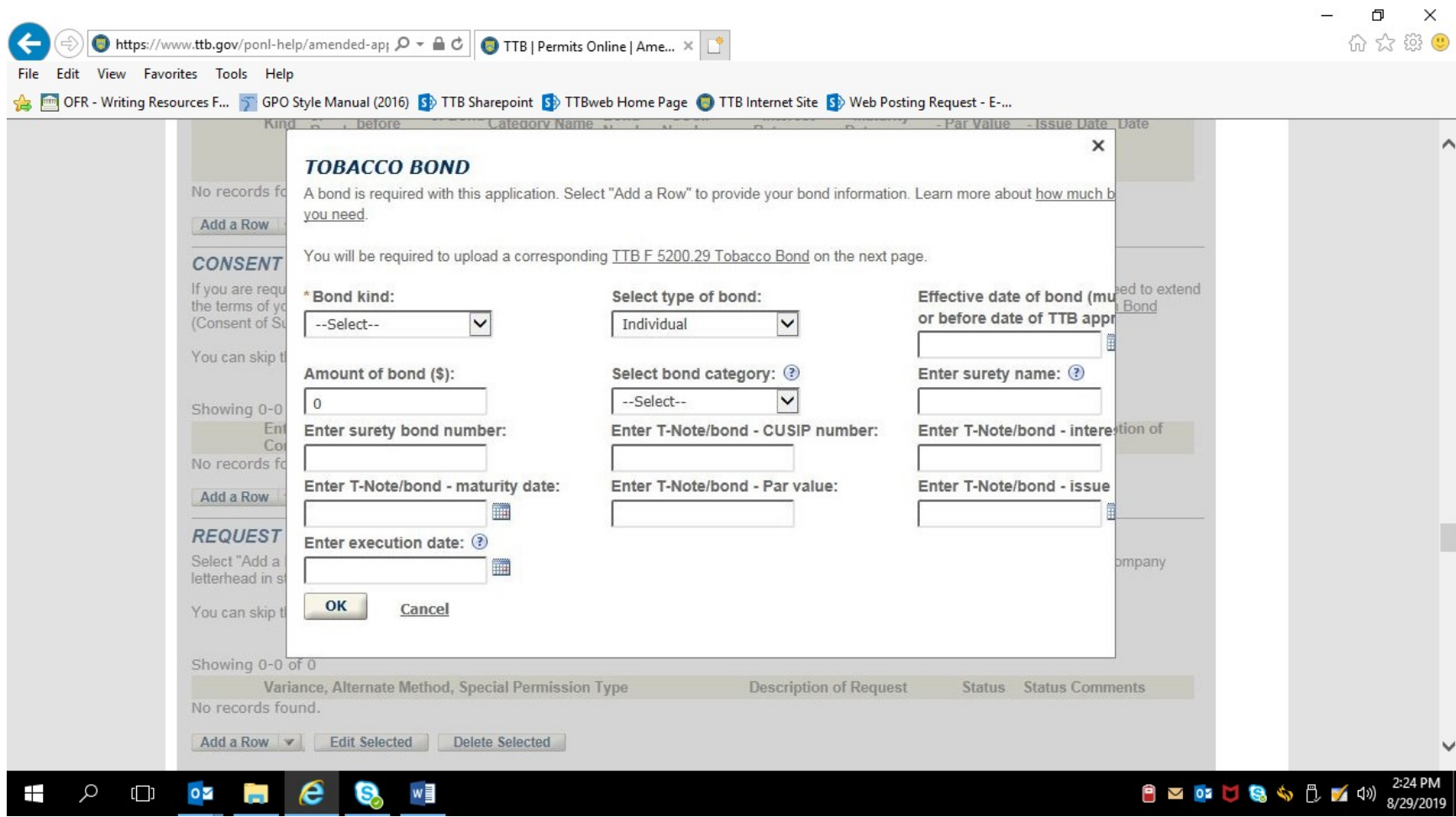
Showing 0-0 of 0

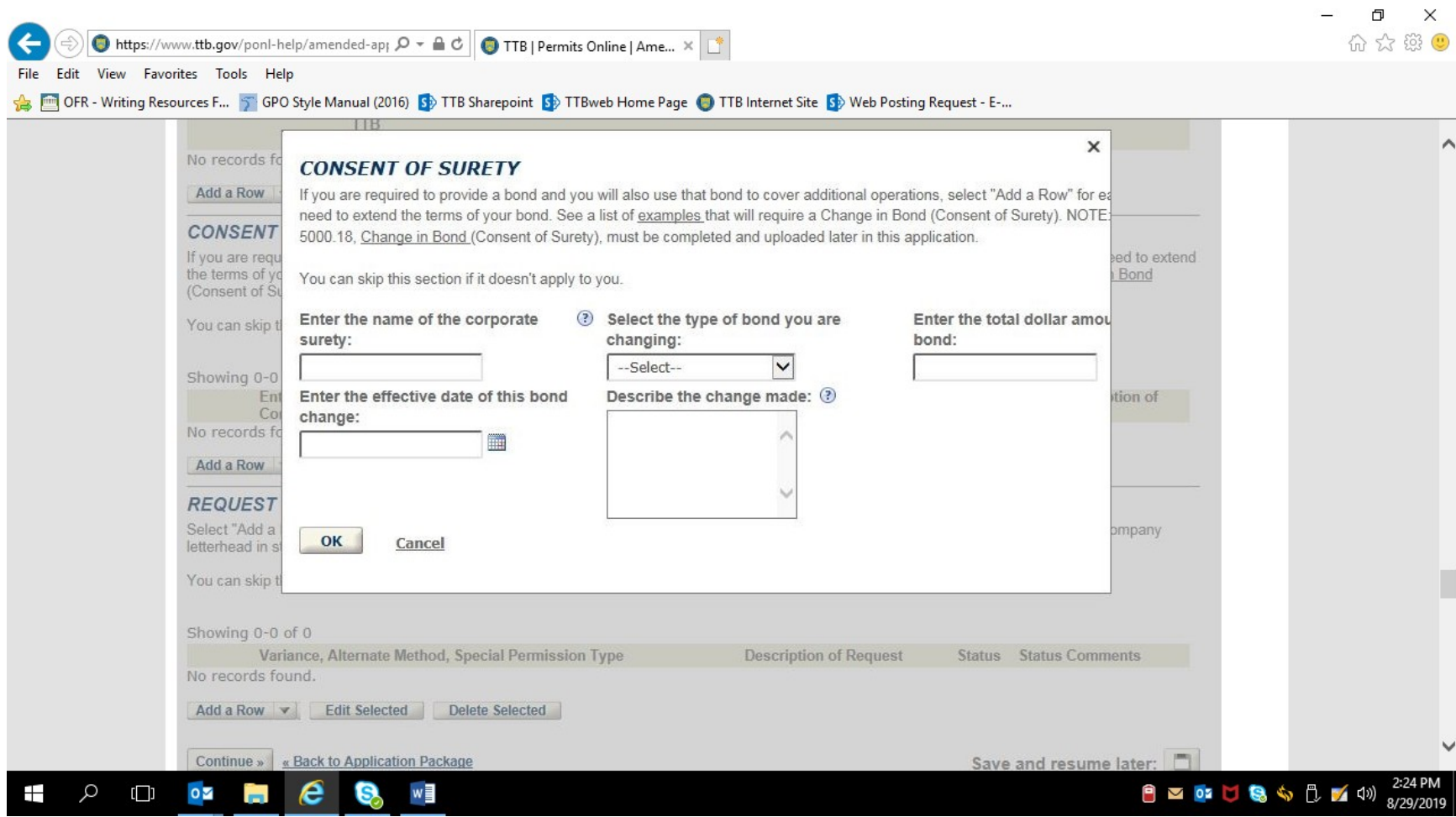
Enter the name of the Corporate Surety	Select the form number of the bond that you are changing	Enter the Total Penal Sum	Enter the Effective Date of this Change of Bond	Description of change
No records found.				

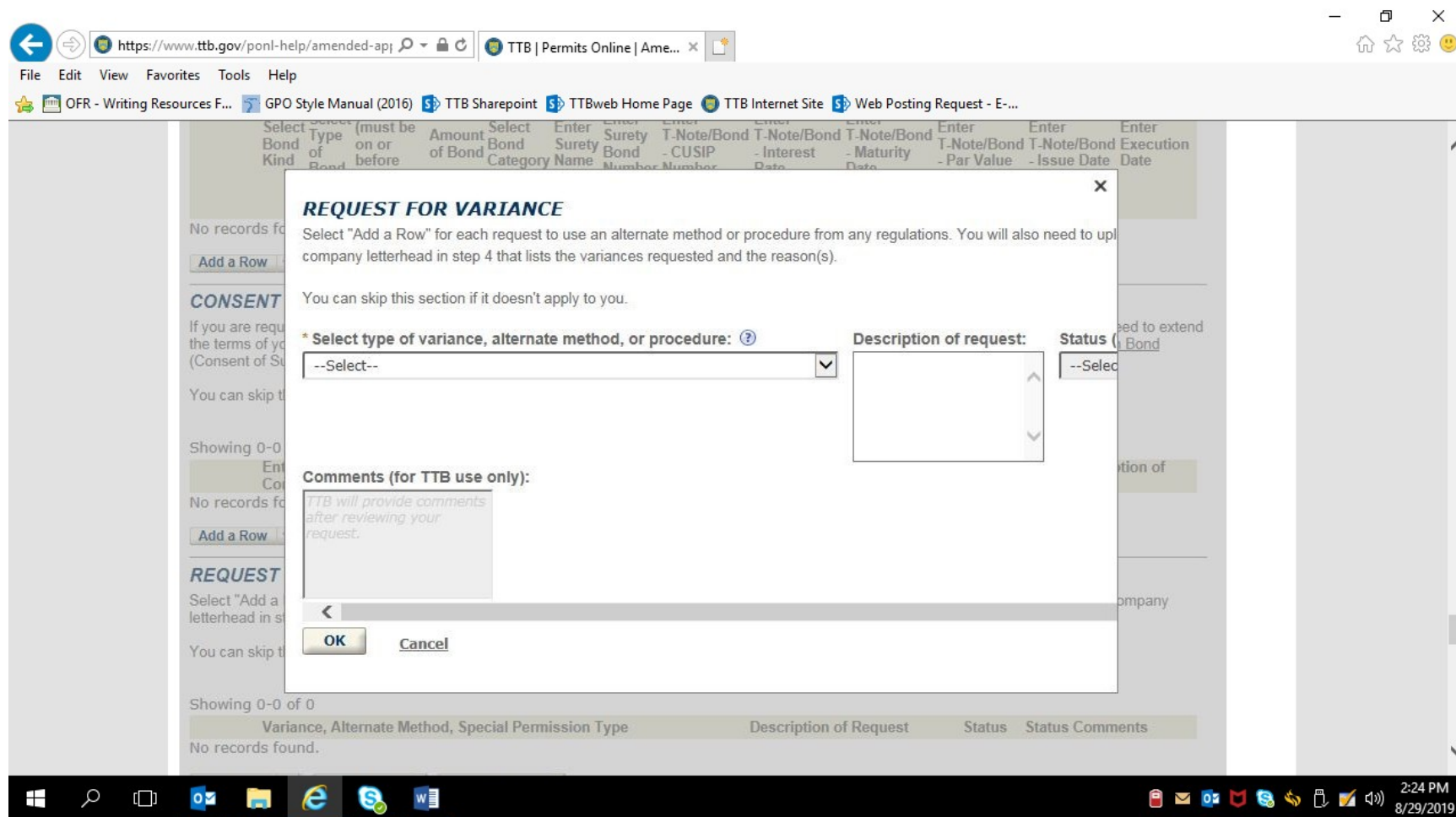
REQUEST FOR VARIANCE



PONL 5.0 – Amended Manufacturer of Processed Tobacco or Tobacco Products, or New Tobacco Export Warehouse, Permit Applications. Screen Shots – August 2019







Step 4: Upload required documents

Home My Submissions Resume Draft Help

Amended Application for Tobacco Export Warehouse

1 2 Operation description 3 Environmental & bond info. 4 Upload required documents 5 Declare & acknowledge 6 Review 7

Step 4: Upload required documents >> * indicates a required field

Step 4a

REQUIRED DOCUMENT CHECKLIST

Based on the information you have given us, the following documents need to accompany your application. Please edit the Method of Submission to tell us how you'll provide these documents:

- **Documents you plan to upload:** Mark as "Uploaded." [Learn more about the type of information that should be included in each document.](#)
- **Documents already on file with TTB:** Mark as "On File and Previously Approved by TTB."

Important: Please make any changes to the Method of Submission on your FINAL PASS through this application, since previous edits will be overwritten upon revisiting this page.

If no documents are listed in the table below, you are not required to upload any supporting documents and can continue your application.

Showing 1-2 of 2

Document Type	Comments	Method of Submission	Permit, Registry or Tracking Number if on file with TTB

Showing 1-2 of 2

<input type="checkbox"/> Document Type	Comments	Method of Submission	Permit, Registry or Tracking Number if on file with TTB	
<input type="checkbox"/> Diagram		Uploaded		Actions ▾
<input type="checkbox"/> Lease Agreement or Proof of Property Ownership		Uploaded		Actions ▾

[Edit Selected](#)

Step 4b: Upload Required Documents

Upload attachments here. **Be sure to save all uploads before leaving this page using the 'Save Attachments' button.**

View, download, or print attachments by selecting the document name.

Attachment List

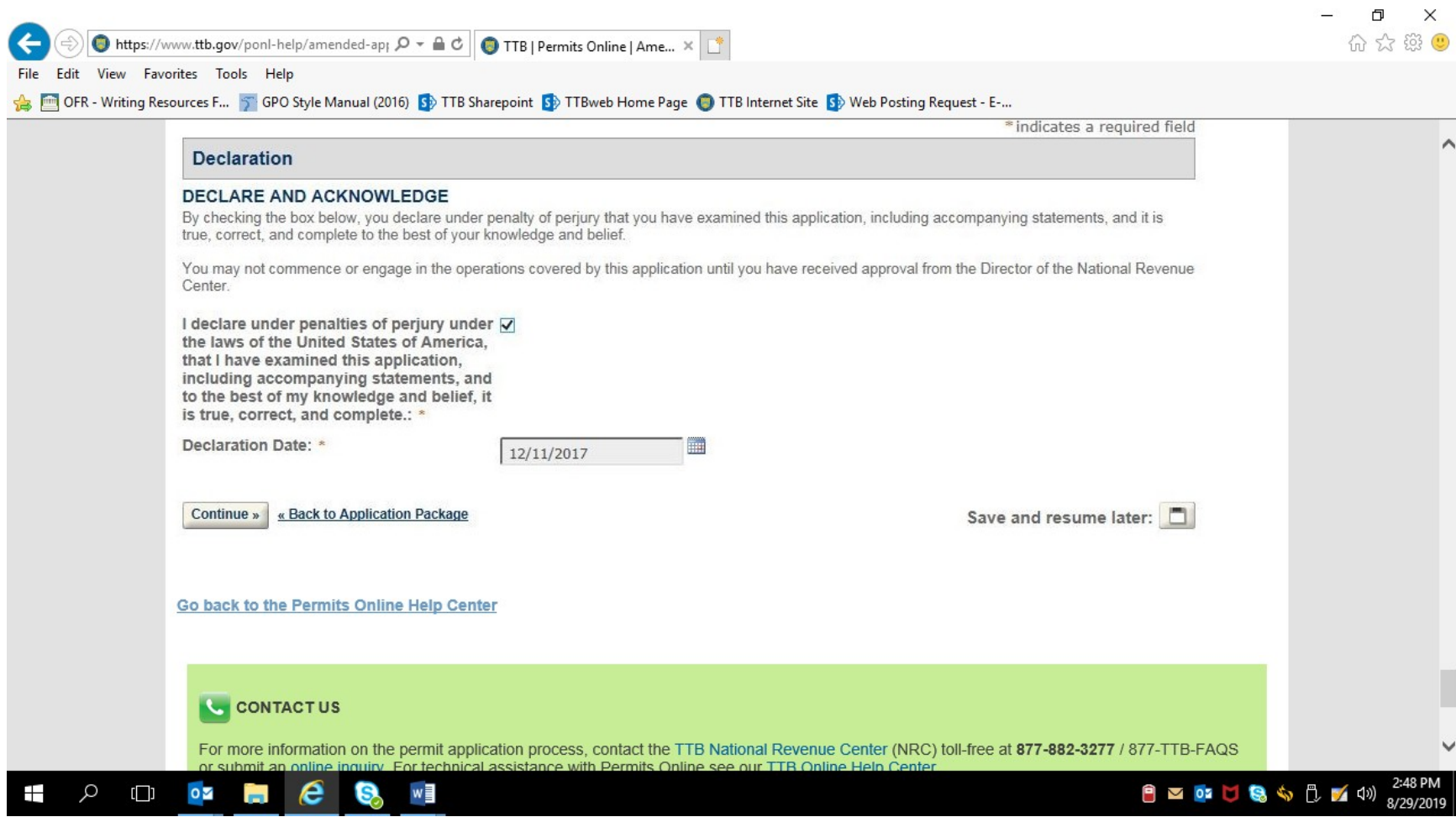
Files can be up to 16 MB in size. Larger documents should be separated and uploaded as multiple files if necessary. PDF file type is preferred.

Name	Document Type	Size	Date	Action
No records found.				

[Add](#)

[Continue »](#) [« Back to Application Package](#)

Save and resume later:



[END]