



**U.S. Citizenship
and Immigration
Services**

Application for Replacement
Naturalization/Citizenship
Document (N-565)

[My Account](#) ▾

[Resources](#) ▾

Application For Replacement Naturalization/Citizenship Document

N-565

The Application for Replacement Naturalization/Citizenship Document (N-565) is used to apply to U.S. Citizenship and Immigration Services (USCIS) for a replacement of a Certificate of Naturalization, Certificate of Citizenship, Declaration of Intention, Repatriation Certificate, or to apply for a special certificate of naturalization to be recognized as a U.S. citizen by a foreign country.

Learn more about [applying for a replacement document](#)



Before You Start Your Application



Eligibility

Your eligibility to apply for a replacement document depends on the reason for your request. You may apply for a replacement if:

- You were issued a Certificate of Naturalization, Certificate of Citizenship,



Completing Your Form Online



Complete the Getting Started section first

You should answer all questions in the Getting Started section first so we can best customize the rest of your online application experience.



Provide as many responses as you can

You should provide as many responses as you can, to the best of your knowledge, throughout the application. Incomplete fields or sections and missing information can slow down the process after you submit your application.



Saving your responses will be done automatically

We will automatically save your information when you select "next" to go to a new page or navigate to another section of the application. We will save your information for 30 days from today, or from the last time you worked on your application.

N-565: Getting Started - Preparer and interpreter

ny.uscis.dhs.gov/apply/replace-citizenship-document/115833/preparer-and-interpreter-information

Official website of the Department of Homeland Security

Sign Out



U.S. Citizenship
and Immigration
Services

Application for Replacement
Naturalization/Citizenship Document

My Account ▾

Resources ▾

Getting Started

Your Request

Evidence

Review and Submit

Preparer and interpreter
information

Preparer information

Interpreter information

About you

Additional information

Is someone assisting you with completing this application?

Yes

No

Is a preparer assisting you with completing this application?

A preparer is anyone who completes or helps you complete all or part of your application using information and answers that you provide.

Yes

No

Is an interpreter assisting you with completing this application?

N-565: Getting Started - Preparer information (conditional)

uscis.dhs.gov/apply/replace-citizenship-document/115792/preparer-information

 Official website of the Department of Homeland Security

[Sign Out](#)



U.S. Citizenship
and Immigration
Services

Application for Replacement
Naturalization/Citizenship Document

[My Account](#) ▾

[Resources](#) ▾

Getting Started

Your Request

Evidence

Review and Submit

Preparer and interpreter
information

Preparer information

Interpreter information

About you

Additional information

What is your preparer's full name?

Given name (first name)


Family name (last name)

What is your preparer's business or
organization name?

My preparer is not part of a business or organization.

N-565: Getting Started - Interpreter information (conditional)

my.uscis.dhs.gov/apply/replace-citizenship-document/115833/interpreter-information

 Official website of the Department of Homeland Security

[Sign Out](#)



U.S. Citizenship
and Immigration
Services

Application for Replacement
Naturalization/Citizenship Document

[My Account](#) ▾

[Resources](#) ▾

Getting Started

[Your Request](#)

[Evidence](#)

[Review and Submit](#)

[Preparer and Interpreter
Information](#)

[Preparer Information](#)

[Interpreter information](#)

[About you](#)

[Additional Information](#)

What is your interpreter's full name?

Given name (first name)

Family name (last name)

What is your interpreter's business or
organization name?

My Interpreter is not part of a business or organization.

What is your interpreter's mailing address?

Country



What is your current legal name?

Your current legal name is the name on your birth certificate, unless it changed after birth by a legal action such as marriage or court order. Do not provide any nicknames here.

Given name (first name)

Middle name (if applicable)

Family name (last name)

Have you used any other names since birth?

Yes

No

Provide the other names you have used



U.S. Citizenship
and Immigration
Services

Application for Replacement
Naturalization/Citizenship Document

[My Account](#) ▾

[Resources](#) ▾

Getting Started

Your Request

Evidence

Review and Submit

Preparer and interpreter
information

Preparer information

Interpreter information

About you

Additional information

What is your date of birth?

What is your country of birth?

Next

[← Back](#)



Application for Replacement Naturalization/Citizenship Document (N-565)

My Account ▾ Resources ▾

Getting Started Your Request Evidence Review and Submit

Preparer and interpreter information About you Additional information

How can we contact you?

Mobile telephone number

(324) 234-2424

Daytime telephone number

This is the same as my mobile telephone number.

(324) 234-2424

Email address

dai_app1@test.com



U.S. Citizenship
and Immigration
Services

Application for Replacement
Naturalization/Citizenship Document

[My Account](#) ▾

[Resources](#) ▾

Getting Started

Your Request

Evidence

Review and Submit

Preparer and interpreter
information

Preparer information

Interpreter information

About you

Additional information

What is your gender?

- Female
- Male

What is your height?

Feet

Inches

What is your current marital status?



Getting Started

Your Request

Evidence

Review and Submit

Preparer and interpreter
information

Preparer information

Interpreter information

About you

Additional information

What is your A-Number?

Your A-Number is located on your Permanent Resident Card (formerly known as the Alien Registration Card or referred to as the Green Card), and consists of a 7, 8, or 9-digit number.

The A-Number may be located on the front or back of the card, depending on when the card was issued.

Where to find your A-Number



N-565: Your Request - Current document

my.uscis.dhs.gov/apply/replace-citizenship-document/115792/current-document

 Official website of the Department of Homeland Security

[Sign Out](#)



U.S. Citizenship
and Immigration
Services

Application for Replacement
Naturalization/Citizenship Document

[My Account](#) ▾

[Resources](#) ▾

[Getting Started](#)

Your Request

[Evidence](#)

[Review and Submit](#)

Current document

[New document](#)

What is the certificate number on your current document?

What date was this document issued?

MM/DD/YYYY

Which USCIS office or court issued your document?



U.S. Citizenship
and Immigration
Services

Application for Replacement
Naturalization/Citizenship Document

[My Account](#) ▾

[Resources](#) ▾

[Getting Started](#)

[Your Request](#)

[Evidence](#)

[Review and Submit](#)

[Current document](#)

[New document](#)

Which document are you requesting?

- New Certificate of Citizenship
- New Certificate of Naturalization
- New Certificate of Repatriation
- New Declaration of Intention
- Special Certificate of Naturalization to obtain recognition of my U.S. citizenship by a foreign country

What is the name of the foreign country?



U.S. Citizenship
and Immigration
Services

Application for Replacement
Naturalization/Citizenship Document

[My Account](#) ▾

[Resources](#) ▾

[Getting Started](#)

[Your Request](#)

[Evidence](#)


[Review and Submit](#)

[Current document](#)

[New document](#)

Why are you requesting a new document?

- My certificate was lost, stolen, or destroyed
- My certificate is mutilated
- My certification or declaration is incorrect due to typographical/clerical error
- My name has legally changed
- My date of birth has legally changed due to a court order or other state-issued documents
- My gender has legally changed
- Other

 You must mail your original document to USCIS

You must mail your original document to USCIS because



U.S. Citizenship
and Immigration
Services

Application for Replacement
Naturalization/Citizenship Document

[My Account](#) ▾

[Resources](#) ▾

[Getting Started](#)

Your Request

[Evidence](#)

[Review and Submit](#)

[Current document](#)

[New document](#)

My document was lost, stolen, or destroyed

When, where, and how was your document lost, stolen, or destroyed?

[Next](#)

[← Back](#)



[Getting Started](#)

Your Request

[Evidence](#)

[Review and Submit](#)

[Current document](#)

[New document](#)

There is a typographical or clerical error on my document

Explain the error on your document

[Next](#)

[← Back](#)



U.S. Citizenship
and Immigration
Services

Application for Replacement
Naturalization/Citizenship Document

[My Account](#) ▾

[Resources](#) ▾

[Getting Started](#)

Your Request

[Evidence](#)

[Review and Submit](#)

[Current document](#)

[New document](#)

My name changed

Why has your name changed?

- Marriage or divorce
- Court order

On what date did your name change?

MM/DD/YYYY

[Next](#)

[← Back](#)



U.S. Citizenship
and Immigration
Services

Application for Replacement
Naturalization/Citizenship Document

[My Account](#) ▾

[Resources](#) ▾

[Getting Started](#)

Your Request

[Evidence](#)

[Review and Submit](#)

[Current document](#)

[New document](#)

My date of birth changed

How was your date of birth changed?

- Court order
- State-issued document

On what date did your date of birth change?

MM/DD/YYYY

[Next](#)

[← Back](#)



U.S. Citizenship
and Immigration
Services

Application for Replacement
Naturalization/Citizenship Document

[My Account](#) ▾

[Resources](#) ▾

[Getting Started](#)

[Your Request](#)

[Evidence](#)

[Review and Submit](#)

[Current document](#)

[New document](#)

My gender changed

Select all of the ways your gender change has been legally recognized

- Court order
- Amended birth certificate
- Other official documentation recognizing the new gender by a U.S. state, local jurisdiction, or foreign state
- Medical certification by a licensed physician

[Next](#)

[← Back](#)



U.S. Citizenship
and Immigration
Services

Application for Replacement
Naturalization/Citizenship Document

[My Account](#) ▾

[Resources](#) ▾

[Getting Started](#)

[Your Request](#)

[Evidence](#)

[Review and Submit](#)

[Current document](#)

[New document](#)

Other

Why are you requesting a new document?

[Next](#)

[← Back](#)

N-565: Evidence – Evidence to support your application

dhs.gov/apply/replace-citizenship-document/115792/evidence-to-support-your-application

Official website of the Department of Homeland Security

Sign Out



U.S. Citizenship
and Immigration
Services

Application for Replacement
Naturalization/Citizenship Document

My Account ▾

Resources ▾

Getting Started

Your Request

Evidence

Review and Submit

Evidence to support
your application

As part of the application process, you will need to provide evidence to support your application. These documents help us evaluate your application and verify your answers are true.

You are required to provide several documents now as part of submitting your application. You will also need to provide additional evidence, depending on how you answered certain questions in the application.

2x2 photo of you

Upload a recent color photograph of yourself that measures 2 inches by 2 inches, with your face measuring 1 inch to 1 3/8 inch from your chin to the top of your head. Your eyes should be between 1 1/8 inch and 1 3/8 inch from the bottom of the photo.

Make sure your whole face is visible, you are facing the camera

N-565: Evidence – Evidence to support your application (continued)

Evidence of your mutilated document

You must mail your original document to USCIS to complete your application.

Mail your original document to:

Nebraska Service Center

P.O. Box 87565

Lincoln, NE 68501-7565



Drag files here or [choose a file](#)

Maximum size: 6MB per file

Accepted formats: JPG, JPEG, PDF, TIF, or TIFF

No encrypted or password-protected files



Attaching your files

Use a scanner or take pictures of each document. Make sure each image you attach is clear and that all text is readable.



Translations

If your documents are in a foreign language, upload an English translation along with the original.

N-565: Evidence – Evidence to support your application (continued)

Evidence of your name change

Upload a copy of the court order, amended birth certificate, or amended passport that shows your legally changed name.

You also must mail your original document to USCIS to complete your application.

Mail your original document to:

*Nebraska Service Center
P.O. Box 87565
Lincoln, NE 68501-7565*



Drag files here or [choose a file](#)

Maximum size: 6MB per file

Accepted formats: JPG, JPEG, PDF, TIF, or TIFF

No encrypted or password-protected files



Attaching your files

Use a scanner or take pictures of each document. Make sure each image you attach is clear and that all text is readable.



Translations

If your documents are in a foreign language, upload an English translation along with the original.

N-565: Evidence – Evidence to support your application (continued)

Birth certificate showing legally changed gender

Upload a copy of your amended birth certificate that shows your legally changed gender.

You also must mail your original document to USCIS to complete your application.

Mail your original document to:

*Nebraska Service Center
P.O. Box 87565
Lincoln, NE 68501-7565*



Drag files here or [choose a file](#)

Maximum size: 6MB per file

Accepted formats: JPG, JPEG, PDF, TIF, or TIFF

No encrypted or password-protected files



Attaching your files

Use a scanner or take pictures of each document. Make sure each image you attach is clear and that all text is readable.



Translations

If your documents are in a foreign language, upload an

N-565: Evidence – Evidence to support your application (continued)

Medical evidence of legally changed gender

Upload a copy of the medical certification that documents your legally recognized gender change. A medical certification must come from a licensed doctor and include the following:

- *Doctor's full name, address, and phone number*
- *Doctor's medical license number and issuing state*
- *Doctor's Drug Enforcement Administration registration number or similar foreign number (if any)*
- *Language stating that you have received the appropriate treatment to change your gender*
- *Language stating that you have a doctor-patient relationship with the doctor and that he or she has treated you for your gender change*

You also must mail your original document to USCIS to complete your application.

Mail your original document to:

*Nebraska Service Center
P.O. Box 87565
Lincoln, NE 68501-7565*



Drag files here or [choose a file](#)

Maximum size: 6MB per file

Accepted formats: JPG, JPEG, PDF, TIF, or TIFF

No encrypted or password-protected files

N-565: Evidence – Evidence to support your application (continued)

Loss of citizenship

Upload a document explaining how and why you lost or renounced your United States citizenship.



Drag files here or [choose a file](#)

Maximum size: 6MB per file

Accepted formats: JPG, JPEG, PDF, TIF, or TIFF

No encrypted or password-protected files



Attaching your files

Use a scanner or take pictures of each document. Make sure each image you attach is clear and that all text is readable.



Translations

If your documents are in a foreign language, upload an English translation along with the original.



U.S. Citizenship
and Immigration
Services

Application for Replacement
Naturalization/Citizenship Document

[My Account](#) ▾

[Resources](#) ▾

[Getting Started](#)

[Your Request](#)

[Evidence](#)

[Review and Submit](#)

[Review your application](#)

Check your application before you submit

We will review your application to check for accuracy and completeness before you submit it.

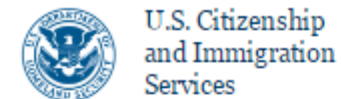
We encourage you to provide as many responses as you can throughout the application. Missing information can slow down the review process after you submit your application.

You can return to this page to review your application as many times as you want before you submit it.

[Review application](#)

[← Back](#)





Application for Replacement
Naturalization/Citizenship Document

[My Account](#) ▾

[Resources](#) ▾

[Getting Started](#)

[Your Request](#)

[Evidence](#)

[Review and Submit](#)

[Review your application](#)

Check your application before you submit

We will review your application to check for accuracy and completeness before you submit it.

We encourage you to provide as many responses as you can throughout the application. Missing information can slow down the review process after you submit your application.

You can return to this page to review your application as many times as you want before you submit it.

Your fee

 Your form filing fee is:

Alerts



Application for Replacement
Naturalization/Citizenship
Document (N-565)

[My Account](#) ▾

[Resources](#) ▾

[Getting Started](#) [Your Request](#) [Evidence](#) **[Review and Submit](#)**

[Review your application](#)

[Your application summary](#)

[Your signature](#)

Check your application before you submit

We will review your application to check for accuracy and completeness before you submit it.

We encourage you to provide as many responses as you can throughout the application, to the best of your knowledge. Missing information can slow down the review process after you submit your application.

You can return to this page to review your application as many times as you want before you submit it.

Your fee

i Your form filing fee is:

Refund Policy: USCIS does not refund fees, regardless of any action we take on your application, petition, or request, or how

N-565: Review and Submit – Your application summary

scis.dhs.gov/apply/replace-citizenship-document/115792/your-application-summary

 Official website of the Department of Homeland Security

[Sign Out](#)



U.S. Citizenship
and Immigration
Services

Application for Replacement
Naturalization/Citizenship Document

[My Account](#) ▾

[Resources](#) ▾

[Getting Started](#)

[Your Request](#)

[Evidence](#)

[Review and Submit](#)

[Review your application](#)

**[Your application
summary](#)**

[USCIS or Consular
Official's certification](#)

[Preparer signature](#)

[Interpreter signature](#)

[Your signature](#)

[Review the N-565 form information](#)

[Print](#)

Here is a summary of all the information you provided in your application.

Make sure you have provided responses for everything that applies to you before you submit your application. You can edit your responses by going to each application section using the site navigation.

We also prepared a draft case snapshot with your responses, which you can download below.

[View draft case snapshot](#)

Getting Started

Preparer or Interpreter

Is someone assisting you with completing this application?

Yes

N-565: Review and Submit – Your application summary (continued)

Additional Information

What is your gender? Male

What is your height? 6'5"

What is your current marital status? Single, never married

What is your A-Number? 098765432

Since becoming a U.S. citizen, have you lost or renounced your citizenship? Yes

Your Request

Current Document

What is the certificate number on your current document? 55555555555555

What date was this document issued? 01/01/2015

Which USCIS office or court issued your document? Potomac Field Office

Which name is on your current document? appfirst appmiddle

New Document

Which document are you requesting? Special Certificate of

N-565: Review and Submit – Your application summary (continued)

Your Evidence	
Evidence to Support Your Application	
2x2 photo of you	torch.JPG
Original document from USCIS	-
Evidence of your mutilated document	-
Evidence of your lost, stolen, or destroyed document	-
Evidence of your name change	-
Evidence of your date of birth change	-
Court order showing legally changed gender	-
Birth certificate showing legally changed gender	-
Official document showing legally changed gender	-
Medical evidence of legally changed gender	-
Evidence of Incorrect document	-

N-565: Review and Submit – USCIS or Consular Official’s certification

uscis.dhs.gov/apply/replace-citizenship-document/115792/uscis-or-consular-officials-certification

 Official website of the Department of Homeland Security

[Sign Out](#)



U.S. Citizenship
and Immigration
Services

Application for Replacement
Naturalization/Citizenship Document

[My Account](#) ▾

[Resources](#) ▾

[Getting Started](#)

[Your Request](#)

[Evidence](#)

[Review and Submit](#)

[Review your application](#)

[Your application
summary](#)

[USCIS or Consular
Official's certification](#)

[Preparer signature](#)

[Interpreter signature](#)

[Your signature](#)

USCIS or consular official's signature



As the USCIS or consular official, you must sign on paper and provide your signature page to the applicant. Follow these steps:



1. [Download the USCIS or Consular Official Signature page](#)




2. Print the USCIS or Consular Official Signature page



3. Read and sign the USCIS or Consular Official Signature page

N-565: Review and Submit – USCIS or Consular Official’s certification upload

uscis.dhs.gov/apply/replace-citizenship-document/115792/officials-certification-upload

 Official website of the Department of Homeland Security

[Sign Out](#)



U.S. Citizenship
and Immigration
Services

Application for Replacement
Naturalization/Citizenship Document

[My Account](#) ▾

[Resources](#) ▾

[Getting Started](#)

[Your Request](#)

[Evidence](#)

[Review and Submit](#)

[Review your application](#)

[Your application
summary](#)

**[USCIS or Consular
Official's certification](#)**

[Preparer signature](#)

[Interpreter signature](#)

[Your signature](#)

USCIS or consular official's signature upload

Scan and upload your USCIS or consular official's signature page below.



Drag files here or [choose a file](#)


Maximum size: 6MB per file

Accepted formats: JPG, JPEG, PDF, TIF, or TIFF

No encrypted or password-protected files

N-565: Review and Submit – Preparer signature (conditional)

cis.dhs.gov/apply/replace-citizenship-document/115792/preparer-signature

 Official website of the Department of Homeland Security

[Sign Out](#)



U.S. Citizenship
and Immigration
Services

Application for Replacement
Naturalization/Citizenship Document

[My Account](#) ▾

[Resources](#) ▾

[Getting Started](#)

[Your Request](#)

[Evidence](#)

[Review and Submit](#)

[Review your application](#)

[Your application
summary](#)

[USCIS or Consular
Official's certification](#)

[Preparer signature](#)

[Interpreter signature](#)

[Your signature](#)

Preparer's statement

Your preparer must read the statements below and select the statement that applies to him or her.

If your preparer is an attorney or accredited representative whose representation extends beyond preparation of this application, he or she may be obliged to submit a completed Notice of Entry of Appearance as Attorney or Accredited Representative (G-28) with your application.

- I am **not** an attorney or accredited representative but have prepared this application on behalf of the applicant and with the applicant's consent
- I am an attorney or accredited representative and my representation of the applicant in this case does not extend beyond the preparation of this application
- I am an attorney or accredited representative and my representation of the applicant in this case extends beyond the preparation of this



U.S. Citizenship
and Immigration
Services

Application for Replacement
Naturalization/Citizenship Document

My Account ▾

Resources ▾

Getting Started

Your Request

Evidence

Review and Submit

Review your application

Your application
summary

USCIS or Consular
Official's certification

Preparer signature

Interpreter signature

Your signature

Preparer's signature upload

Scan and upload your preparer's completed signature page below.



Drag files here or [choose a file](#)

Maximum size: 6MB per file

Accepted formats: JPG, JPEG, PDF, TIF, or TIFF

No encrypted or password-protected files

Next

N-565: Review and Submit – Interpreter signature (conditional)

is.dhs.gov/apply/replace-citizenship-document/115792/interpreter-signature

 Official website of the Department of Homeland Security

[Sign Out](#)



U.S. Citizenship
and Immigration
Services

Application for Replacement
Naturalization/Citizenship Document

[My Account](#) ▾

[Resources](#) ▾

[Getting Started](#)

[Your Request](#)

[Evidence](#)

[Review and Submit](#)

[Review your application](#)

[Your application
summary](#)

[USCIS or Consular
Official's certification](#)

[Preparer signature](#)

[Interpreter signature](#)

[Your signature](#)

Interpreter's certification and signature

Your Interpreter must read and agree to the certification below.



By my signature, I certify, under penalty of perjury, that: I am fluent in English and the language provided in the Getting Started section of this application, and I have read to this applicant in the identified language every question and instruction on this application and his or her answer to every question. The applicant informed me that he or she understands every instruction, question, and answer on the application, including the Applicant's Certification, and has verified the accuracy of every answer.

N-565: Review and Submit – Interpreter signature upload

is.dhs.gov/apply/replace-citizenship-document/115792/interpreter-signature-upload

 Official website of the Department of Homeland Security

[Sign Out](#)



U.S. Citizenship
and Immigration
Services

Application for Replacement
Naturalization/Citizenship Document

[My Account](#) ▾

[Resources](#) ▾

[Getting Started](#)

[Your Request](#)

[Evidence](#)

[Review and Submit](#)

[Review your application](#)

[Your application
summary](#)

[USCIS or Consular
Official's certification](#)

[Preparer signature](#)

[Interpreter signature](#)

[Your signature](#)

Interpreter's signature upload

Scan and upload your Interpreter's completed signature page below.



Drag files here or [choose a file](#)

Maximum size: 6MB per file

Accepted formats: JPG, JPEG, PDF, TIF, or TIFF

No encrypted or password-protected files



[Getting Started](#)

[Your Request](#)

[Evidence](#)

[Review and Submit](#)

[Review your application](#)

[Your application
summary](#)

[USCIS or Consular
Official's certification](#)

[Your signature](#)

Applicant's statement

You must read and agree to the statement below.

- I can read and understand English, and have read and understand every question and instruction on this application, as well as my answer to every question.

[Next](#)

[← Back](#)



U.S. Citizenship
and Immigration
Services

Application for Replacement
Naturalization/Citizenship Document

[My Account](#) ▾

[Resources](#) ▾

[Getting Started](#)

[Your Request](#)

[Evidence](#)

[Review and Submit](#)

[Review your application](#)

[Your application
summary](#)

[USCIS or Consular
Official's certification](#)

[Preparer signature](#)

[Interpreter signature](#)

[Your signature](#)

Applicant's statement regarding the preparer

You must read and agree to the statement below.

- I have requested the services of and consented to prefirst preplast preparing this application for me.

Applicant's statement regarding the interpreter

You must read and agree to the statement below.

- interfirst interlast read to me every question and instruction on this application and my answer to every question in the language I specified in the Getting Started section, a language in which I am fluent, and I understood everything.



U.S. Citizenship
and Immigration
Services

Application for Replacement
Naturalization/Citizenship Document

[My Account](#) ▾

[Resources](#) ▾

[Getting Started](#)

[Your Request](#)

[Evidence](#)

[Review and Submit](#)

[Review your application](#)

[Your application
summary](#)

[USCIS or Consular
Official's certification](#)

[Your signature](#)

Applicant's certification and signature

You must read and agree to the certification below. If you knowingly and willfully falsify or conceal a material fact or submit a false document with your application, we can deny your application and may deny any other immigration benefit. You may also face criminal prosecution and penalties provided by the law.



Copies of any documents I have submitted are exact photocopies of unaltered, original documents, and I understand that USCIS may require that I submit original documents to USCIS at a later date. Furthermore, I authorize the release of any information from any of my records that USCIS may need to determine my eligibility for the



**U.S. Citizenship
and Immigration
Services**

Application for Replacement
Naturalization/Citizenship
Document (N-565)

[My Account](#) ▾

[Resources](#) ▾

[Getting Started](#)

[Your Request](#)

[Evidence](#)

[Review and Submit](#)

[Track your application](#)

[Your application
summary](#)

[Your signature](#)

Pay for and submit your application

The final step to submit your Application for Replacement Naturalization/Citizenship Document (N-565) is to pay the required fee.


Your application fee is:

Refund Policy: USCIS does not refund fees, regardless of any action we take on your application, petition, or request, or how long USCIS takes to reach a decision. By continuing this transaction, you acknowledge that you must submit fees in the exact amount and that you are paying the fees for a government service.



N-565: Review and Submit – unsuccessful payment

y.uscis.dhs.gov/apply/replace-citizenship-document/115833/payment-unsuccessful

 Official website of the Department of Homeland Security

[Sign Out](#)



U.S. Citizenship
and Immigration
Services

Application for Replacement
Naturalization/Citizenship Document

[My Account](#) ▾

[Resources](#) ▾

You did not submit your Application for Replacement Naturalization/Citizenship Document (N-565)

Your payment failed or was canceled before it could be processed on Pay.gov.

You can try again now to sign and submit your application or save your application and exit. We will save your application for 30 days from when you started it.

[Sign and submit](#)


[Save and close](#)



U.S. Citizenship and
Immigration Services

N-565: Review and Submit – successful payment

my.uscis.dhs.gov/apply/replace-citizenship-document/115833/submit-confirmation

 Official website of the Department of Homeland Security

[Sign Out](#)



U.S. Citizenship
and Immigration
Services

Application for Replacement
Naturalization/Citizenship Document

[My Account](#) ▾

[Resources](#) ▾

You successfully submitted your Application for Replacement Naturalization/Citizenship Document (N-565)

We will contact you if we have any questions or need additional information. You can track the status of your application through your USCIS online account.

[Go to my cases](#)



U.S. Citizenship and
Immigration Services