

Injury and Mortality Reporting (IMR) System User Guide for Non-Federal Users

Table of Contents

- [Getting an Account in IMR](#)
- [IMR Guidance and Help](#)
- [Creating a Project Record](#)
- [Creating an Injury/Mortality Record and Exporting a Record Summary](#)
- [Creating a Nest Removal/Relocation Record and Exporting a Record Summary](#)
- [Exporting all details of injury/mortality records from IMR](#)
- [Bulk Uploading Data in IMR](#)

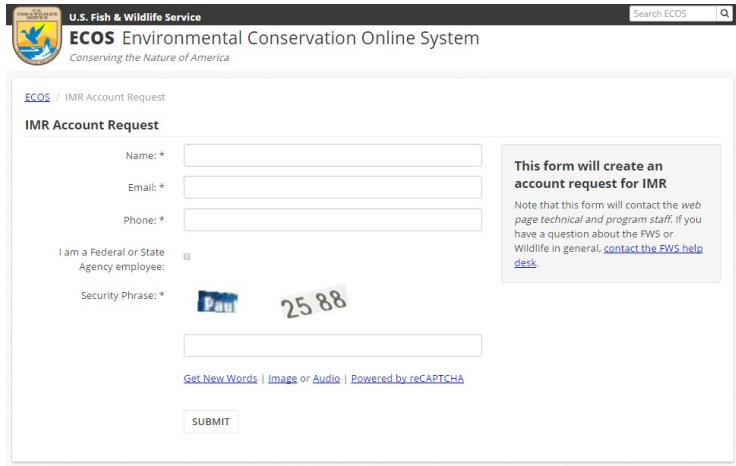
Supporting Documents/Guidance in IMR

- [IMR Privacy Statement](#)
- [IMR Freedom of Information Act \(FOIA\) Notice](#)
- What to do if You Discover and Eagle or a Threatened or Endangered Species (**attached separately**)
- What to do if You Discover a Bird that is not an Eagle or a Threatened and Endangered Species (**attached separately**)
- Answers to Questions Frequently Asked by Companies Reporting Bird Injuries and Mortalities - (**attached separately**)
- Nest Reporting Instructions - (**attached separately**)
- IMR Injury and Mortality Example Import File - (**attached separately**)
- [List of all Required and Optional Fields Supported by the Bulk Uploader](#)
- [Full List of IMR Fields and Drop-down Options](#)
-

Getting an Account in IMR:

To request an account, users will go to: <https://ecos.fws.gov/imr/welcome>

- Click on “request an account”
- Fill out the following short form:



The screenshot shows the ECOS Environmental Conservation Online System interface. At the top, there is a header for the U.S. Fish & Wildlife Service with a search bar for ECOS. The main content area is titled "IMR Account Request" and contains several input fields: "Name: *", "Email: *", "Phone: *", and "Security Phrase: *". A checkbox labeled "I am a Federal or State Agency employee:" is present. A CAPTCHA image shows the text "25 88". A "SUBMIT" button is at the bottom. A grey box on the right contains the text: "This form will create an account request for IMR. Note that this form will contact the web page technical and program staff. If you have a question about the FWS or Wildlife in general, contact the FWS help desk." Below the CAPTCHA are links for "Get New Words", "Image", "Audio", and "Powered by reCAPTCHA".

- Upon receiving your request, the helpdesk will send you instructions on how to open an account

IMR Guidance and Help:

IMR contains help for each field (pictured below for the “latitude” field) that will help users know what’s expected for that field. Help is also provided above the form, including links to any appropriate guidance documents or other relevant information. As seen below, several guidance documents are provided including guidance for:

- [Privacy](#) and [Freedom of Information Act \(FOIA\)](#), [What to do if You Discover and Eagle or a Threatened or Endangered Species \(attached separately\)](#), [What to Do if You Discover a Bird that is not an Eagle or a Threatened and Endangered Species \(attached separately\)](#), and [Answers to Questions Frequently Asked by Companies Reporting Bird Injuries and Mortalities \(attached separately\)](#). [Nest Reporting Instructions \(attached separately\)](#) are also offered on the Nest report form page.

Help information is also provided on the top of each of the forms. Help can be turned on and off by clicking on the question mark to the right of the “Help Topics” button.

U.S. Fish and Wildlife Service
Injury and Mortality Reporting

ECOS IMR Privacy FOIA Projects Injury and mortality records New injury and mortality record

Help Topics ?

New Injury and Mortality Record

Enter details about an animal injury or mortality. Note that there are several required fields on this form.

Industry and non-USFWS users, please review the following documents:

- [What to Do if You Discover an Eagle or a Threatened or Endangered Species](#)
- [What to Do if You Discover a Bird that is not an Eagle or a Threatened or Endangered Species](#)
- [Answers to Questions Frequently Asked by Companies Reporting Bird Injuries and Mortalities](#)

To hide this information, toggle help in the upper-right corner.

* Required fields

Location Specimen Found

* Project: -Please Select One-

* Latitude:

* Longitude:

[Find Lat/Long via map](#)

* Location Accuracy: -Please Select One-

Surrounding Habitat: -Please Select One-

Specimen Information

* Species: Specific species

General species type

Other

* How Identified: -Please Select One-

Creating a Project Record:

Users do not have to create a Project record before they will be able to save injury/mortality records or nest records. However, creating a project record to organize injury and mortality information under has several benefits, such as:

1. Users can organize information about a particular project or effort within the project record that will apply to all records underneath that project. For example, users can specify whether or not they feel the information in the records is proprietary and that information will be attached to every record under the project in any exports. Also, users can attach documents to the project (e.g. information on standard survey protocols used to collect the information)
2. Users can add "Project Users" to the project. Multiple individuals can be added by a user as a "Project User" for a particular project in their account. "Project Users" are able to see that project and all records logged under it in their IMR account. They will also be able to add and edit records under that project. A user can add any user that has an account in IMR as a "Project User". Once the individual a user wishes to add has an account in IMR, the user may simply start typing their e-mail address to find and add them.

The screenshot shows a web browser window with the URL <https://ecos-qa.fws.doi.net/imr/project/create>. The page title is "IMR: New Project". The browser's address bar shows the URL and the page title. The browser's menu bar includes "File", "Edit", "View", "Favorites", "Tools", and "Help". The browser's status bar shows "imr Injury and Mortality Pr..." and "National Node Project".

The page content includes the U.S. Fish and Wildlife Service logo and the text "U.S. Fish and Wildlife Service" and "Welcome: imr_test_project_prop user@gmail.com - [logout](#)". The main heading is "Injury and Mortality Reporting" with sub-navigation for "ECOS", "IMR", "Projects", and "New project".

The "New Project" form is displayed. It includes a "Help Topics" button and a "Project Type" dropdown menu. The form fields are:

- * Project Name: 100 character maximum, 100 remaining.
- * Project Type: -Please Select One- (dropdown menu)
- Description: 500 character maximum, 500 remaining.
- FWS Project Permits: Type one or more FWS permit numbers.
- FWS Consultation Number:
- * Project Proponent: 200 character maximum, 200 remaining.
- * Primary Contact Name: 200 character maximum, 200 remaining.
- Primary Contact Title: 200 character maximum, 200 remaining.
- * Primary Contact Phone:
- * Project Users: imr_test_project_prop_user@gmail.com

At the bottom of the form, there is a radio button for "Is Injury and Mortality Information Proprietary?" with options "Yes", "No" (selected), and "Other". There are "Save" and "Cancel" buttons at the bottom right.

Once a project is created, users can then start entering injury/mortality or nest relocation/removal records directly from the project summary screen by clicking on the “Injury and mortality records” or “Nest Removal and Relocation records” buttons pictured below. Alternately, they can click on the “My Records” option in the “INJURY and MORTALITY” or “NESTS” section on the menu bar to the left and start creating records:

The screenshot shows a web browser window with the URL <https://ecos-qa.fws.doi.net/imr/project/list?myProjectsOn>. The page title is "Injury and Mortality Reporting" and it is part of the "U.S. Fish and Wildlife Service" website. The user is logged in as "imr_test_project_prop user@gmail.com".

The main content area is titled "My Projects" and contains a table of project information:

PROJECT NAME	PROJECT TYPE	INJURED OR DEAD ANIMALS
Jim's root beer pipeline	Pipeline	3

Below the table, there is a detailed view of the project information:

- DESCRIPTION: A test project.
- FWS PERMITS: MB987654A
- PROJ PROPONENT: Pipelines R Us
- PRIMARY CONTACT: Jim Greuel, Mr. to you, (970) 266-2968
- USERS: Kelly Dodge, imr_test_project_prop user@gmail.com, Meghan Sadlowski
- CREATED BY: imr_test_project_prop user@gmail.com
- LAST EDITED BY: imr_test_project_prop user@gmail.com
- LAST EDITED ON: Feb 8, 2017 11:50:38 AM

At the bottom of the project details, there are three buttons: "Injury and mortality records", "Nest Removal and Relocation records", and "View".

The left sidebar contains a navigation menu with the following sections:

- PROJECTS
 - My Projects
- INJURY AND MORTALITY
 - My Records
 - My Imports
- NESTS
 - My Records
- EXPORT
 - My Injury & Mortality
- IMPORT
 - Injury and Mortality

The URL bar at the bottom of the browser shows <https://ecos-qa.fws.doi.net/imr/Take/list?projId=96120>.

Creating an Injury/Mortality Record and Exporting a Record Summary:

If the user opens the form from the Project summary view (above) the project field will automatically be populated with the project name. However, if the user chooses the “My Records” menu option and decides to create records that way, they will have to select the project they’ve created from the drop down menu on the injury/mortality report form. Again, it is not required that you associate a record with a project. The injury/mortality form has a total of 12 required fields. These must be filled out before the record can be saved. The full form including all fields is included on the next few pages.

U.S. Fish and Wildlife Service
Welcome: imr_test_agency user@fs.usda.gov - [logout](#)

Injury and Mortality Reporting

ECOS IMR Projects Injury and mortality records New injury and mortality record

New Injury and Mortality Record

Enter details about an animal injury or mortality. Note that there are several required fields on this form.

Industry and non-USFWS users, please review the following documents:

- [What to Do if You Discover an Eagle or a Threatened or Endangered Species](#)
- [What to Do if You Discover a Bird that is not an Eagle or a Threatened or Endangered Species](#)
- [Answers to Questions Frequently Asked by Companies Reporting Bird Injuries and Mortalities](#)

To hide this information, toggle help in the upper-right corner.

* Required fields

Location Specimen Found

Project:

* Latitude:

* Longitude:

[Find Latitude via map](#)

* Location Accuracy:

Surrounding Habitat:

Specimen Information

* Species: Specific species

General species type

Other

* How Identified:

* Number of Individuals:

Out of the Ordinary Multiple Bird Incident:

* Condition of Animal:

Condition Details:
500 character maximum, 500 remaining.

* How Found:

* Date Discovered:

Date Collected:

Tissue or Blood Samples Taken?: Yes No

Feather Samples Taken?: Yes No

* Did you see the injury or mortality event?: Yes No

* Suspected Cause:

Suspected Cause Details:
500 character maximum, 500 remaining.

Sex:

Age:

How Aged:

Nearby Hazards and Environmental Attractants

No features specified.

Feature	Distance (meters)	Description
---------	-------------------	-------------

Age:

How Aged:

Nearby Hazards and Environmental Attractants

No features specified.

Feature	Distance (meters)	Description
---------	-------------------	-------------

Specimen Identification

USGS Band Number:

FWS Toe Tag ID:

Local Specimen Number:

Notes

Additional Notes:

10000 character maximum, 10000 remaining.

Supplemental Information

- [Necropsy](#)
- [Weather on Day of Incident](#)
- [Morphological Characteristics](#)

Supplemental Information

[Necropsy](#)

Necropsy Date:

Necropsy Conducted By:

Confirmed Cause(s):

Final Diagnosis Notes:
5000 character maximum, 5000 remaining.

Clinical History Notes:
500 character maximum, 500 remaining.

Disease Agent(s):

Toxicology Sample Type:

Contaminant(s):

[Weather on Day of Incident](#)

Weather Conditions:

Wind Speed: kph

Wind Direction:

Temperature: degrees C

Humidity: %

Barometric Pressure: mb

[Morphological Characteristics](#)

Contaminant(s):

Weather on Day of Incident

Weather Conditions:

Wind Speed: kph

Wind Direction:

Temperature: degrees C

Humidity: %

Barometric Pressure: mb

Morphological Characteristics

Weight: grams

Wing Chord: mm

Hallux: mm

Culmen: mm

Tarsus: mm

Footpad: mm

Once created, injury/mortality records are viewable in list view as pictured below, and a summary of the data can be exported by clicking on the Excel and Pdf icons pictured below at the bottom of the records list.

U.S. Fish and Wildlife Service
Injury and Mortality Reporting
 Welcome: imr_test_project_prop user@gmail.com - [logout](#)

ECOS IMR Projects Injury and mortality records

My Injury and Mortality [Help Topics ?](#)

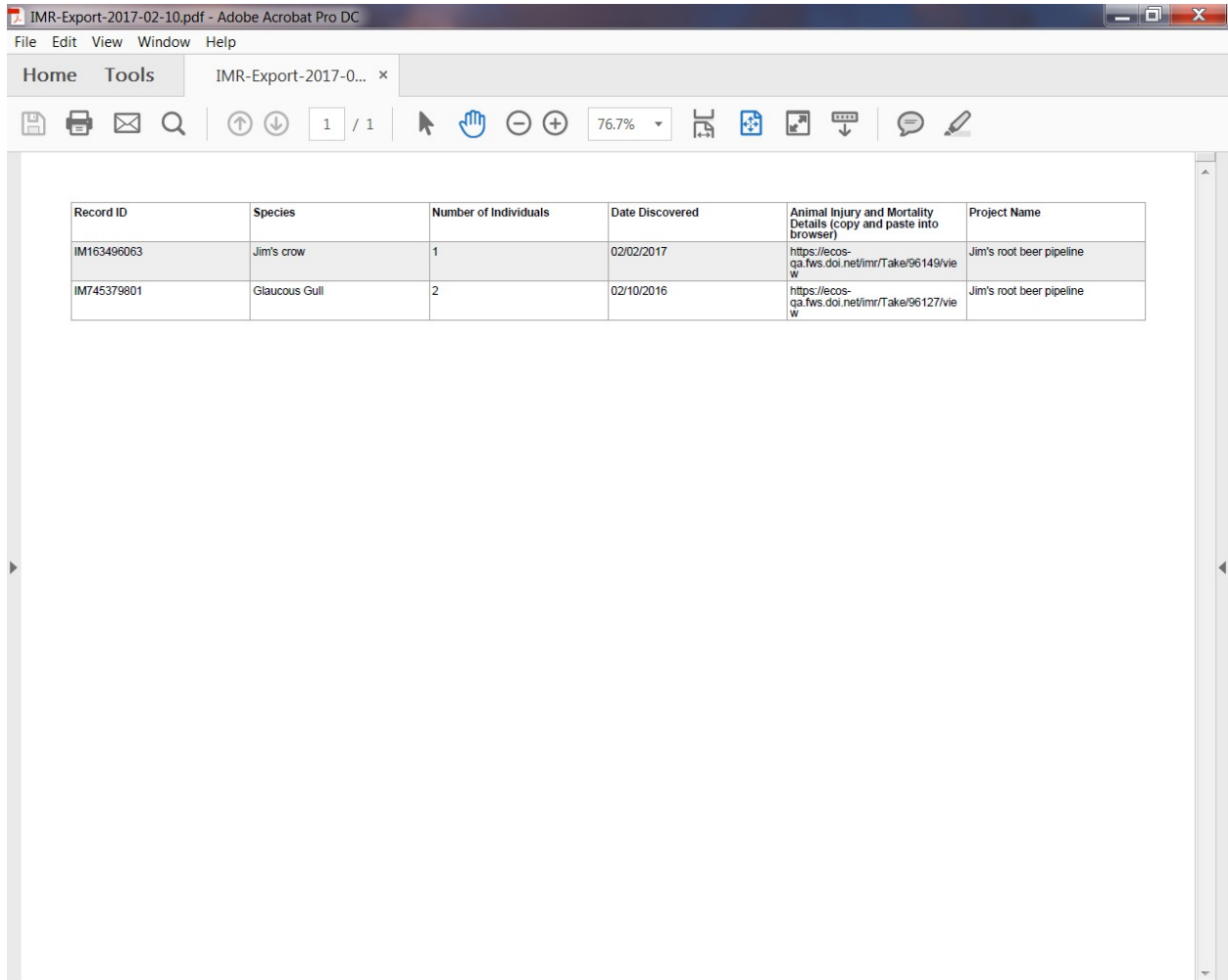
Search Start: End: Dups Only: [New injury or mortality](#)

Showing injury and mortality records ordered by 'Date Discovered' (New to Old). Click an item for more information.

RECORD ID	SPECIES	DATE DISCOVERED	COUNT	PROJECT	WARNINGS
IM163496063	Jim's crow	02/02/2017	1	Jim's root beer pipeline	
IM745379801	Glaucous Gull	02/10/2016	2	Jim's root beer pipeline	

[Excel](#) [PDF](#)

The Pdf version of the report is the same general format as the Excel version:



The screenshot shows the Adobe Acrobat Pro DC interface. The title bar reads "IMR-Export-2017-02-10.pdf - Adobe Acrobat Pro DC". The menu bar includes "File", "Edit", "View", "Window", and "Help". The toolbar shows "Home" and "Tools" tabs, with "IMR-Export-2017-0..." as the active document. The toolbar also contains icons for save, print, email, search, navigation, zoom (set to 76.7%), and other tools. The main content area displays a table with the following data:

Record ID	Species	Number of Individuals	Date Discovered	Animal Injury and Mortality Details (copy and paste into browser)	Project Name
IM163496063	Jim's crow	1	02/02/2017	https://ecos-ga.fws.doi.net/imr/Take/96149/view	Jim's root beer pipeline
IM745379801	Glaucous Gull	2	02/10/2016	https://ecos-ga.fws.doi.net/imr/Take/96127/view	Jim's root beer pipeline

Creating a Nest Relocation/Removal Records and Exporting a Record Summary

Users can also create nest removal/relocation records. Nest Reporting Instructions (attached separately) are offered on the nest relocation/removal form to help users know what they should be entering here.

The screenshot shows a web browser window with the URL <https://ecos-qa.fws.doi.net/imr/nestTake/create?projId=>. The page title is "Injury and Mortality Reporting" and the user is logged in as "imr_test_project_prop user@gmail.com".

The main heading is "New Nest Removal and Relocation". Below this, there is a "Help Topics" button and a note: "Enter details about a nest removal or relocation. Note that there are several required fields on this form. For guidance on what to do if you need to remove or relocate nests belonging to eagles, T&E species, and non-eagle/non-T&E species, including when to report a nest relocation or removal in IMR, see the [Nest Reporting Instructions](#)." Below the note are links for "Privacy" and "Freedom of Information Act (FOIA) statements" and a toggle for "To hide this information, toggle help in the upper-right corner."

The form is divided into sections:

- Required fields:**
 - Nest Location:**
 - * Project: -Please Select One-
 - * Latitude: [text input]
 - * Longitude: [text input] with a link to [Find Latitude/Longitude via map](#)
 - * Location Accuracy: -Please Select One-
 - Surrounding Habitat: -Please Select One-
 - Nest Information:**
 - * Species: Specific species (with a text input for "Enter part of species name, SPTS or ADU code.") or General species type (with a dropdown "Select a species type.") or Other (with a text input).
 - * How Identified: -Please Select One-
 - * Number of Nests: 1
 - * Activity Type: -Please Select One-
 - * Date: [calendar icon]
 - Was the nest active?: Yes No
- Notes:**
 - Additional Notes: [text area]
 - *2000 character maximum, 10000 remaining.

Once created, nest relocation/removal records are also viewable in list view and a summary report of these records can also be exported from the list view both in Pdf and Excel format.

U.S. Fish and Wildlife Service
Injury and Mortality Reporting
ECOS IMR Projects Nest records

Welcome: imr_test_project_prop user@gmail.com - [logout](#)

My Nest Removal and Relocation [Help Topics ?](#)

This page presents the list of nest removal and relocation records you have created, as well as those associated with projects that list you as a user.

Click on a removal and relocation entry to see more information. To enter a new removal or relocation, click **New Nest Removal or Relocation**.

With the Search feature you can find records based on a word or phrase. All fields on the nest removal and relocation record are searchable except numeric fields (e.g., latitude and longitude, and number of nests), date fields (e.g., date of removal or relocation), and fields where you indicate 'Yes' or 'No' (e.g., 'active nest').

Use the PDF and Excel export options to export those records that pass the Search, Start, and End filters.

To hide this information, toggle help in the upper-right corner.

Search Start: End: [New Nest Removal or Relocation](#)

Showing nest removal and relocation records ordered by 'Date of Removal or Relocation' (New to Old). Click an item for more information.

RECORD ID	SPECIES	DATE	COUNT	PROJECT
IMN524907420	Eagle	02/06/2017	1	Jim's root beer pipeline

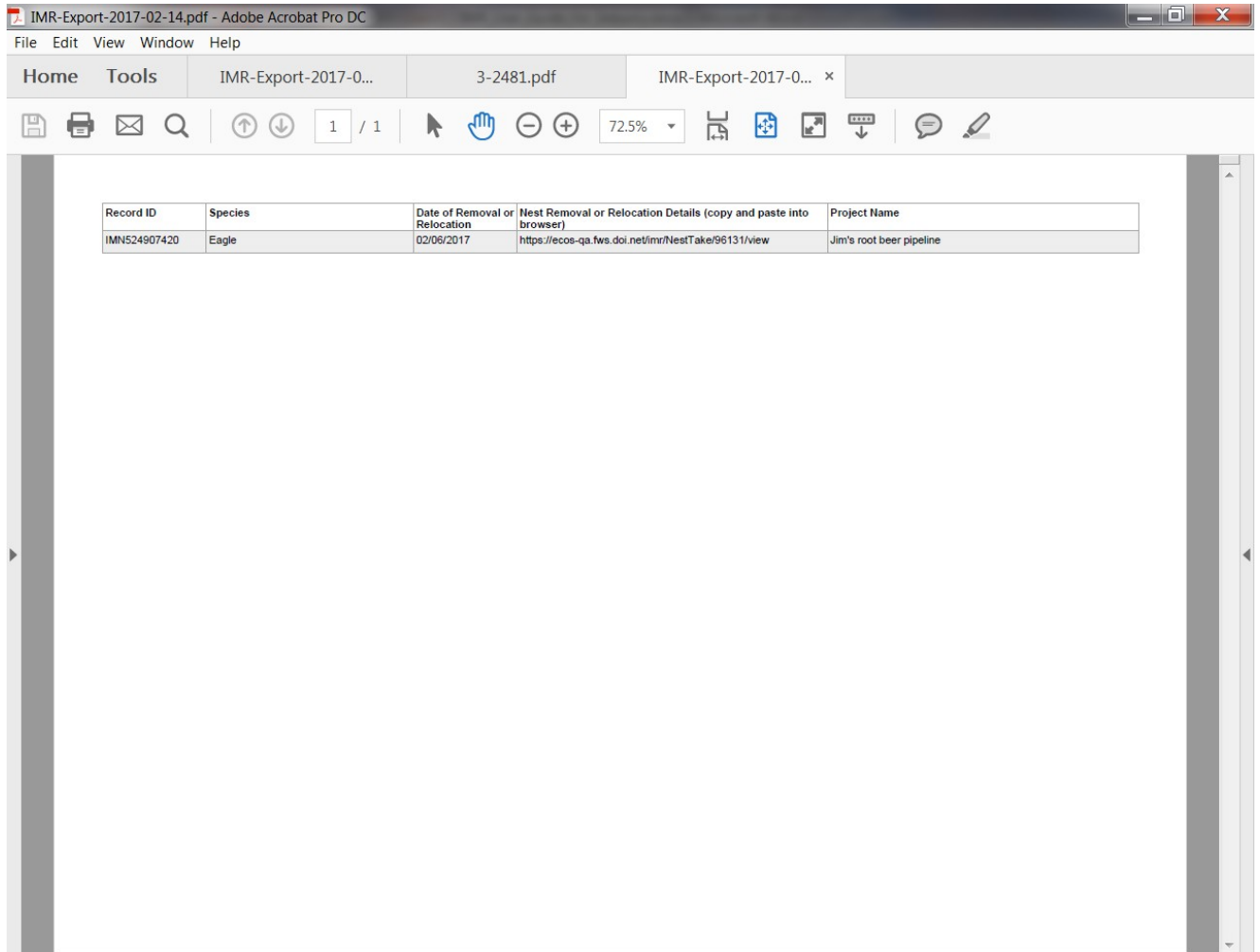
[PDF](#) [Excel](#)

The Excel version of the summary is formatted as pictured below. Anyone listed as a Project User on the project can view the full details associated with the record by copying and pasting the hyperlink pictured below in column E into their web browser. The user will be prompted to log into IMR to view the record details:

The screenshot shows a Microsoft Excel spreadsheet with the following data:

	A	B	C	D	E	F	G
1	Record ID	Species	Date of Removal or Relocation	Nest Removal or Relocation Details (copy and paste into browser)	Project Name		
2	IMN524907420	Eagle	02/06/2017	https://ecos-ga.fws.doi.net/imr/NestTake/96131/view	Jim's root beer pipeline		
3							
4							
5							
6							
7							
8							
9							
10							
11							
12							
13							
14							
15							
16							
17							
18							
19							
20							
21							
22							
23							
24							
25							
26							
27							
28							
29							
30							

The Pdf version of the report is the same general format as the Excel version:



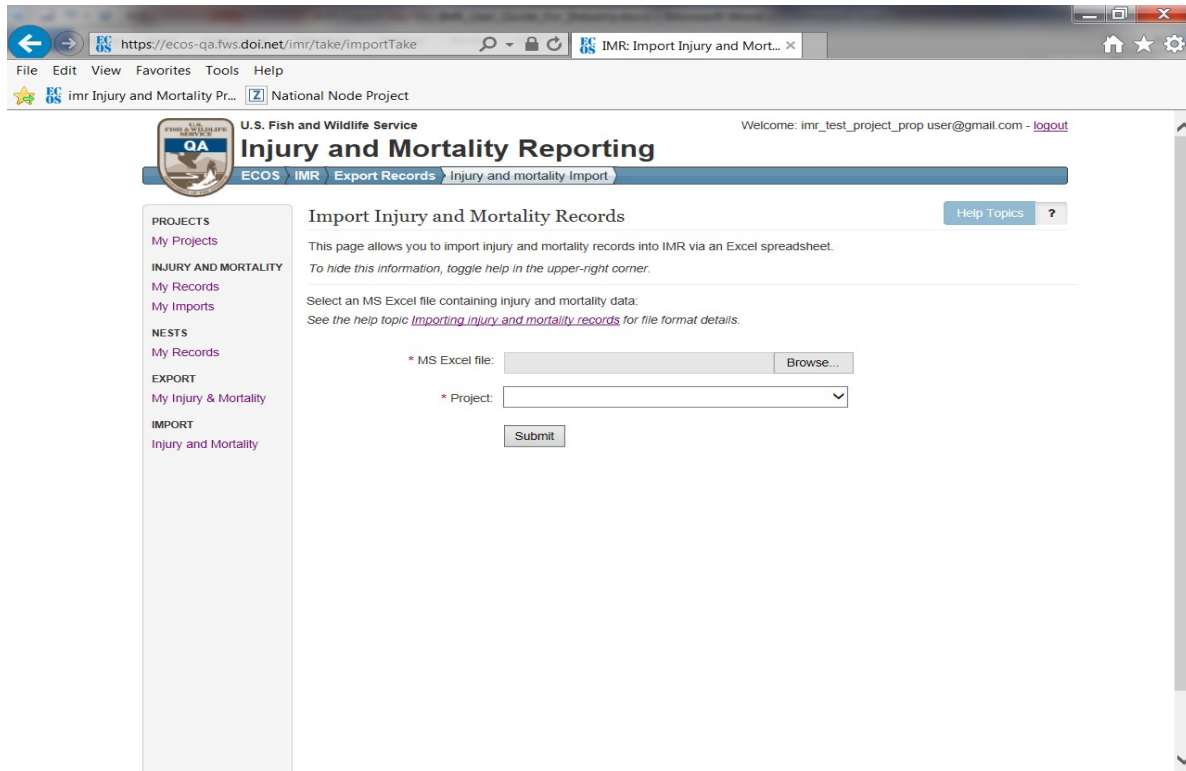
Exporting all details of injury/mortality records from IMR:

Users have the ability to export a detailed report of all their injury/mortality records from IMR. This can be done by clicking on the “My Injury & Mortality” option in the “EXPORT” section of the left side menu bar. The export report is in Excel report and includes the outputs from nearly all fields (with the exception of the Features fields). Note: this functionality does not currently exist for nest relocation/removal records, but is likely to in a future version of the database.

Record ID	Species	Date Dis	Date Coll	Project N	Project I	Project F	Project F	Project F	Project F	Project F	Latitude	Longitude	Surround	Other	Su	How	Ider	Other	Ho	Number	Condition	Condition
IM745379C	Glaucous	02/10/2016	02/19/2016	Jim's root	Pipeline	A test proj	MB987654	Pipelines	Jim Greue	Mr. to you (970) 266-01E	DFW0	36.59899	-97.8902	Other	Aspen grc	Unknown				2	Dead	Really, rec
IM1634960	Jim's crow	02/02/2017		Jim's root	Pipeline	A test proj	MB987654	Pipelines	Jim Greue	Mr. to you (970) 266-01E	DFW0	36	-104			Field guid				1	Alive	

Bulk Uploading Data in IMR:

Users have the options of loading a spreadsheet of the data they've been collecting into IMR via the bulk upload tool in IMR. To do this, the data must be made to conform to the template format that the system expects, and the user must have created a [Project record](#) to associate the data with. An "IMR Injury and Mortality Example Import File" ([attached separately](#)) is available on the IMR Bulk Uploader page. The user can get to the Bulk Uploader page by clicking on "Injury and Mortality" in the IMPORT section of the left hand menu. The template spreadsheet and instructions for the Bulk Uploader can be accessed by clicking on the "Importing injury and mortality records" link (pictured below), which will bring them to the "Importing injury and mortality records" instructions page (second screen shot below) where they can download the "IMR Injury and Mortality Example Import File" and use that as their starting point for collecting data, or they can make existing datasets conform to that template. The instructions also include a [list of all required and optional supported fields](#) that the Bulk Uploader supports and the drop down options associated with those fields.



The screenshot shows a web browser window with the URL <https://ecos-qa.fws.doi.net/imr/take/importTake>. The page is titled "U.S. Fish and Wildlife Service Injury and Mortality Reporting" and includes a navigation menu with "ECOS", "IMR", "Export Records", and "Injury and mortality Import". The main content area is titled "Import Injury and Mortality Records" and contains the following text:

This page allows you to import injury and mortality records into IMR via an Excel spreadsheet.
To hide this information, toggle help in the upper-right corner.

Select an MS Excel file containing injury and mortality data:
See the help topic [importing injury and mortality records](#) for file format details.

The form includes the following fields and buttons:

- * MS Excel file:
- * Project:
-
-

The left sidebar menu is expanded to show the "IMPORT" section, with "Injury and Mortality" selected.

- PROJECTS
 - My Projects
- INJURY AND MORTALITY
 - My Records
 - My Imports
- NESTS
 - My Records
- EXPORT
 - My Injury & Mortality
- IMPORT
 - Injury and Mortality

Importing injury and mortality records

You can import injury and mortality records via Excel spreadsheet. Import data should reside in the file's first worksheet. The column names listed below should appear in the second row and the actual data should start in the third row. Import file size is limited to 250 rows, including the two header rows. Data for any columns not listed below will be stored in the record's **Additional Notes** field. Cells containing the values "N/A" or "NA" will be ignored.

Use the [IMR Injury and Mortality Example Import File](#) as a starting point for your import file.

To print this documentation, open the [printable version](#) of this page and use your browser's print capability (right button click, then choose Print).

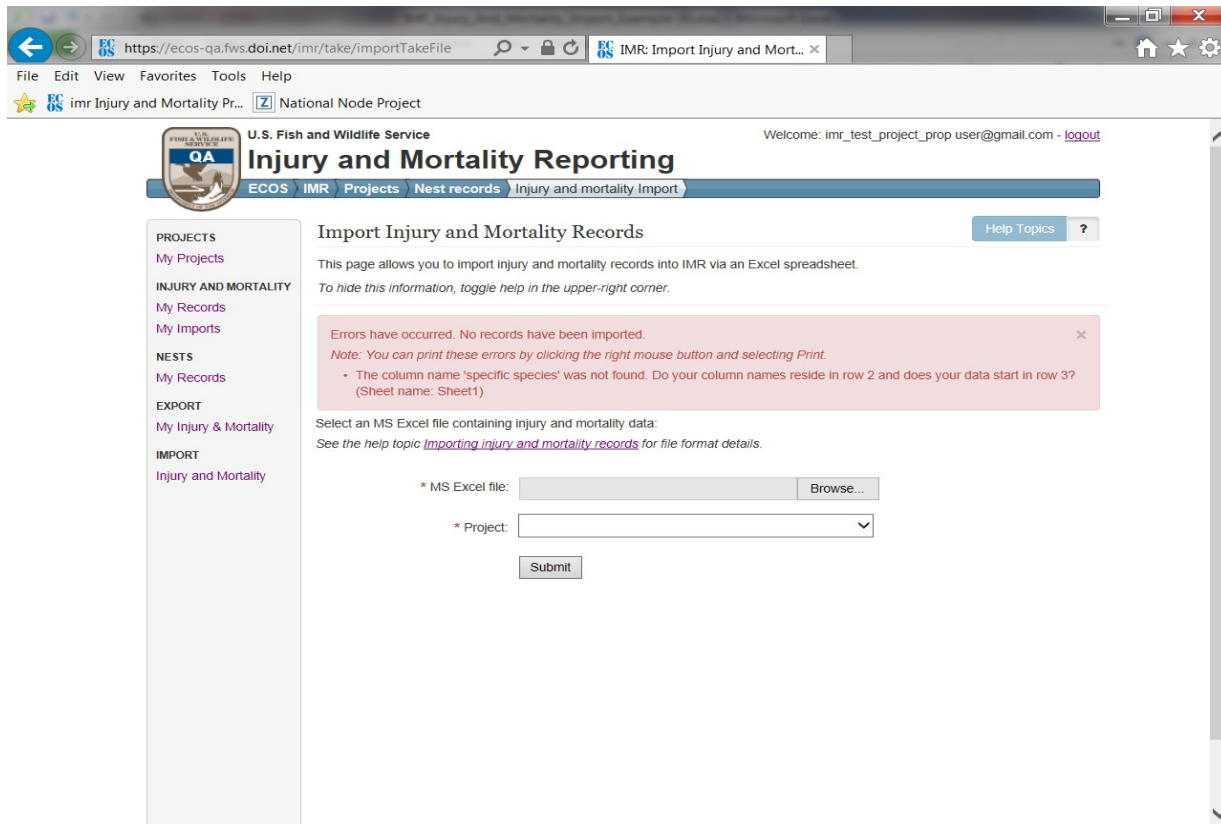
Required columns:

- One of the following species related columns:
 - **Specific Species** - string: A species common or scientific name.
 - **General Species Type** - string: If you don't know the specific species, enter one of the following species types:
 - Bat
 - Bird
 - Eagle
 - Falcon
 - Grouse
 - Hawk
 - Heron/Egret
 - Owl
 - Pigeon/Dove
 - Shorebird
 - Songbird
 - Starling
 - Turkey
 - Vulture
 - Waterbird
 - Waterfowl
 - **Other Species or Species Type** - string: A species name or species type. If the species name you entered in the Specific Species column is not found upon import, you may re-import your file with the species name here instead. However, first be sure to check for misspellings and other common names for the species. All known bat species should go here. Similarly, if your general species type does not appear in the above General Species Type list, you can enter it here.
- **How Identified** - string: One of
 - Expert opinion

Helpful Hints for Using the Bulk Uploader

- All uploaded datasets must have one blank row at the top above the column headers row. Headers start in row 2 and data starts in row 3. If the data does not conform to this format, the system will give you an [error message telling you what it expects](#).
- Drop down options for **required columns** must be filled in and spelled exactly as the system expects, or an [error will be returned upon upload telling the user where data is missing or incorrectly spelled](#).
- Users may add any number of additional columns to the spreadsheet and the system will accept them, but put all the data associated with those additional fields into a [“Notes” field](#) it creates in IMR system for each uploaded record in that dataset.
- Data in [supported optional columns](#) will be accepted into the corresponding field in IMR if the data is in the correct format. If the data is not in the correct format (e.g. there are misspellings) you will not receive an error message from the system. However, the data will not be populated in the corresponding field in IMR; it will instead be put in the [“Notes” field](#).

Example Error Message for Missing Blank First Row



The screenshot shows a web browser window with the URL <https://ecos-qa.fws.doi.net/imr/take/importTakeFile>. The page title is "U.S. Fish and Wildlife Service Injury and Mortality Reporting". The user is logged in as "imr_test_project_prop user@gmail.com". The page displays the "Import Injury and Mortality Records" section. A red error message box states: "Errors have occurred. No records have been imported. Note: You can print these errors by clicking the right mouse button and selecting Print. - The column name 'specific species' was not found. Do your column names reside in row 2 and does your data start in row 3? (Sheet name: Sheet1)". Below the error message, there is a form with fields for "* MS Excel file:" (with a "Browse..." button), "* Project:" (with a dropdown menu), and a "Submit" button.

Example Error Message for Incorrectly Spelled and Missing Data

The screenshot shows a web browser window with the URL <https://ecos-qa.fws.doi.net/imr/take/importTakeFile>. The page title is "IMR: Import Injury and Mort...". The browser's address bar shows the URL and the page title. The page content includes a navigation menu with "ECOS", "IMR", "Projects", "Nest records", and "Injury and mortality Import". The main heading is "Import Injury and Mortality Records" with a "Help Topics" link. Below the heading, there is a message: "This page allows you to import injury and mortality records into IMR via an Excel spreadsheet. To hide this information, toggle help in the upper-right corner." A red error message box contains the following text: "Errors have occurred. No records have been imported. Note: You can print these errors by clicking the right mouse button and selecting Print." The error message lists three items: "row 3: Could not find the species 'Lark Buning'. Try another common name or the scientific name, or use the Other Species or Species Type column.", "row 6: Could not find the species 'Ferruginous Hak'. Try another common name or the scientific name, or use the Other Species or Species Type column.", and "row 6: The required column or column value 'How Identified' is missing." Below the error message, there is a section for "Import" with a "Select an MS Excel file containing injury and mortality data:" instruction and a "See the help topic [Importing injury and mortality records](#) for file format details." The form includes a "Browse..." button for the "MS Excel file:" field, a dropdown menu for the "Project:" field, and a "Submit" button.

U.S. Fish and Wildlife Service
Injury and Mortality Reporting
ECOS IMR Projects Nest records Injury and mortality Import

Welcome: imr_test_project_prop user@gmail.com - [logout](#)

Import Injury and Mortality Records

[Help Topics](#) ?

This page allows you to import injury and mortality records into IMR via an Excel spreadsheet.
To hide this information, toggle help in the upper-right corner.

Errors have occurred. No records have been imported. ✕

Note: You can print these errors by clicking the right mouse button and selecting Print.

- row 3: Could not find the species 'Lark Buning'. Try another common name or the scientific name, or use the Other Species or Species Type column.
- row 6: Could not find the species 'Ferruginous Hak'. Try another common name or the scientific name, or use the Other Species or Species Type column.
- row 6: The required column or column value 'How Identified' is missing.

Select an MS Excel file containing injury and mortality data:
See the help topic [Importing injury and mortality records](#) for file format details.

* MS Excel file:

* Project:

Example Notes Field (where information that exists in columns not supported by the bulk uploader will be placed)

U.S. Fish and Wildlife Service
Injury and Mortality Reporting

ECOS > IMR > Nest records > Injury and mortality Import > Injury and mortality records > Lark Bunting

Welcome: imr_test_project_prop user@gmail.com - [logout](#)

Injury and Mortality Record: Lark Bunting

[Edit](#) [Delete](#) [Help Topics](#) ?

This page provides a summary of the injury or mortality record. To upload a document or photo, click **Add Document or Photo**. If you want to edit the record (and you have permission to do so), click **Edit**.

To hide this information, toggle help in the upper-right corner.

RECORD ID:	IM783655390	DOCUMENTS AND PHOTOS	Neither documents nor photos provided
IMPORT SOURCE FILE:	IMR_Injury_And_Mortality_Import_Example (4).xlsx	Add Document or Photo	
IMPORT ROW NUM:	3		
Location			
PROJECT:	Jim's root beer pipeline	Notes	
LAT, LONG:	42.40292 , -106.15304	Field Notes: This bird was found incidentally while birdwatching	
LOCATION ACCURACY:	Exact location	Other Data: The bird was initially alive, but died soon after discover	
HABITAT:	Shrubland and Grassland	Weather on Day of Incident	
Specimen Information			
SPECIES:	Lark Bunting	WEATHER CONDITIONS: Not provided	
HOW IDENTIFIED:	Field guide	WIND SPEED: Not provided	
NUM INDIVIDUALS:	1	WIND DIRECTION: Not provided	
CONDITION:	Dead	TEMPERATURE: Not provided	
HOW FOUND:	Mortality survey	HUMIDITY: Not provided	
DATE DISCOVERED:	06/29/2015	BAROMETRIC PRESSURE: Not provided	
DATE COLLECTED:	Not provided	Morphological Characteristics	
TISSUE/BLOOD SAMPLE:	Not provided	WEIGHT: Not provided	
FEATHER SAMPLE:	Not provided	WING CHORD: Not provided	
EVENT OBSERVED:	No	HALLUX: Not provided	
SUSPECTED CAUSE(S):	Unknown	CULMEN: Not provided	
CONFIRMED CAUSE(S):	Not provided	TARSUS: Not provided	
SEX:	Female	FOOTPAD: Not provided	
AGE:	Adult		
HOW AGED:	Expert opinion		
Nearby Features			
No features provided			
Animal or Parts Disposition			

Full List of IMR Fields and Drop-down Options:

* Indicates a required field

Project Record Fields (A project record must be created before injury/mortality records can be saved):

- *Project Name - The unique name used to represent the project
- *Project Type - The project type under which the project falls
- Description - Free form text field for more information about project type
- FWS Project Permits – Any FWS permits associated with the project
- FWS Consultation Number – This is to be used if the company has engaged with the FWS on a consultation (e.g., requested an official species list through the Information Planning and Conservation system (IPaC)), and has received a consultation number
- *Project Proponent - The entity with overall responsibility for the implementation and registration of the project; not the operating company who simply owns and finances the project. For instance, project proponent Western Wind is a developer that is owned by the Terra-Gen Power LLC operating company
- *Primary Contact Name - The name of the person who is the primary contact for this project.
- Primary Contact Title – The title of the primary contact
- *Primary Contact Phone – The business phone number of the primary contact
- Is Injury/Mortality Information Proprietary? – This is a yes/no radio button. If the user selects “yes”, a free form text box appears to allow the user to enter what they feel may be proprietary or sensitive and why.

Injury/Mortality Record Fields

Location Specimen Found

- *Project - The name of the project the injury/mortality is associated with (user can pick from a drop down list of projects already created in the system)
- *Latitude – The latitude of injury/mortality incident in decimal degrees
- *Longitude – The longitude of injury/mortality incident in decimal degrees
- *Location Accuracy – The level of accuracy of the latitude and longitude provided
 - Exact location
 - Nearest cross-street
 - Facility address
 - City
 - County
 - Township
 - HUC
 - Other
- **Surrounding Habitat** – The habitat where the incident occurred
 - Agriculture
 - Desert
 - Forest
 - River or stream

- Shrubland and grassland
- Water
- Urban
- Wetland
- Other

Specimen Information

- ***Species:** *One* of the following species related columns needs to be populated:
 - Specific Species** (see Specific Species spreadsheet for full list)
 - General Species Type**
 - Bat
 - Bird
 - Eagle
 - Falcon
 - Grouse
 - Hawk
 - Heron/Egret
 - Owl
 - Pigeon/Dove
 - Shorebird
 - Songbird
 - Starling
 - Turkey
 - Vulture
 - Waterbird
 - Waterfowl
 - Other Species or Species Type** - A species name or species type (this is for use if the species you want to enter is not found in either the “Specific Species” or “General Species Type” lists.
- ***How Identified**
 - Expert opinion
 - Feather Atlas
 - Field guide
 - Guess
 - Other resource
 - Unknown
- ***Number of Individuals** - The number of dead or injured individuals.
- **Out of the Ordinary Multiple Bird Incident** – This is a check box a user can check if a mortality or injury incident occurs on the same day or on a series of consecutive days, in the same general location, and involves an unusual number of mortality or injury incidents involving the same or different species.
- ***Condition of Animal**
 - Alive
 - Dead
- **Condition Details** – Free form text box to add a little more detail on the condition, if desired
- ***How Found**
 - Mortality survey
 - Incidental finding
 - Routine infrastructure survey
 - Structured research
 - Unknown

- ***Date Discovered** - Date the animal was discovered
- **Date Collected** - Date the animal was collected (if applicable)
- **Tissue or blood samples taken?** (yes/no radio button)
- **Feather samples taken?** (yes/no radio button)
- ***Did you see the mortality/injury event?** (yes/no radio button)
- ***Suspected Cause** - Users best guess at the cause of mortality or injury.
 - Barotrauma
 - Blinded/optical damage (radiant flux)
 - Collision
 - Collision with fence
 - Collision with solar panel/heliostat
 - Collision with vehicle
 - Collision with wind turbine
 - Collision with window
 - Collision with wire
 - Collision/electrocution
 - De-oiled
 - Determination pending
 - Disease
 - Drowned
 - Drowned (container/pit)
 - Drowned (entangled)
 - Drowned (evaporation pond)
 - Drowned (stock tank)
 - Electrocution
 - Emaciation
 - Entangled (net)
 - Entrapped
 - Exposure/dehydration
 - Fall from nest
 - Fire
 - Infection
 - Killed/injured by animal
 - Killed/injured by animal while entangled
 - Oiled
 - Poisoned
 - Poisoned (lead)
 - Poisoned (pesticide)
 - Salt encrustation
 - Salt toxicity
 - Scorched or singed
 - Shot
 - Starvation
 - Trapped
 - Trauma
 - Weather
 - Unknown
 - Other
- **Suspected Cause Details** – Free form text field the user can use to add more details about the suspected cause, if desired

- **Probable Cause** - Users best guess at the cause of mortality or injury.
 - Barotrauma
 - Blinded/optical damage (radiant flux)
 - Collision
 - Collision with fence
 - Collision with solar panel/heliostat
 - Collision with vehicle
 - Collision with wind turbine
 - Collision with window
 - Collision with wire
 - Collision/electrocution
 - De-oiled
 - Determination pending
 - Disease
 - Drowned
 - Drowned (container/pit)
 - Drowned (entangled)
 - Drowned (evaporation pond)
 - Drowned (stock tank)
 - Electrocution
 - Emaciation
 - Entangled (net)
 - Entrapped
 - Exposure/dehydration
 - Fall from nest
 - Fire
 - Infection
 - Killed/injured by animal
 - Killed/injured by animal while entangled
 - Oiled
 - Poisoned
 - Poisoned (lead)
 - Poisoned (pesticide)
 - Salt encrustation
 - Salt toxicity
 - Scorched or singed
 - Shot
 - Starvation
 - Trapped
 - Trauma
 - Weather
 - Unknown
 - Other
- **Probable Cause Details** – Free form text field the user can use to add more details about the suspected cause, if desired
- **Sex**
 - Female
 - Male
 - Multiple sexes
 - Unknown

- **Age**
 - Adult
 - Sub-adult
 - Juvenile
 - Nestling
 - Egg
 - Multiple Ages
 - Unknown
- **How Aged** – How the age of the animal was determined
 - Bloom and Clark 2001
 - Expert Opinion
 - Guess
 - Identification Guide to North American Birds (Pyle)
 - USFWS Feather Guide
 - Unknown
 - Other

Nearby Hazards and Environmental Attractants – Here users can select and “Add Feature” button that allows them to add a feature next to where the animal was found, indicate how far the animal was found from that feature, and add any other desired information.

- **Feature**
 - Building
 - Distribution line
 - Evaporation pond
 - Fencing
 - Guy wires
 - Heliostat
 - PV panel
 - Pond net
 - Power pole
 - Road
 - Solar concentrating tower
 - Solar trough
 - Train tracks
 - Transmission line
 - Transmission tower
 - Vehicle
 - Water supply pond
 - Wind turbine
 - Other machinery
 - Other
- **Distance from Specimen**
- **Feature Description**

Animal or Parts Disposition - Where the animal ended up subsequent to its discovery.

- ***Disposition Information**

If Condition is "Alive", Disposition can be one of:

- Euthanized
- Left in place
- Rehab center
- Released to wild
- Transferred to other permittee
- Veterinarian
- Other
- Unknown

If Condition is "Dead", Disposition can be one of:

- Buried
 - Disposed of in trash
 - Disposition pending
 - Freezer off site
 - Freezer on site
 - Incinerated
 - Lab
 - Law Enforcement
 - Left in place
 - Sent to National Eagle Repository
 - Transferred to other permittee
 - Used in research trials (searcher efficiency and dead animal removal)
 - Other
 - Unknown
- **Disposition History** – Free form text field to capture additional relevant information about the disposition, including Disposition history, since the Disposition can change over time.

Specimen Identification

- **USGS Band Number** - The USGS Band Number, if one is found on the animal.
- **FWS Toe Tag ID** - The USFWS Eagle Toe Tag ID, if one is attached to the animal.
- **Local Specimen Number** - The local specimen number, if one has been attached to the animal.

Notes

- **Additional Notes** – A free form text field for the user to add any additional notes, if desired

Supplemental Information

Necropsy

- Necropsy Date
- Necropsy Conducted By
- Confirmed Cause(s)
 - Barotrauma

- o Blinded/optical damage (radiant flux)
- o Collision
- o Collision with fence
- o Collision with solar panel/heliostat
- o Collision with vehicle
- o Collision with wind turbine
- o Collision with window
- o Collision with wire
- o Collision/electrocution
- o De-oiled
- o Determination pending
- o Disease
- o Drowned
- o Drowned (container/pit)
- o Drowned (entangled)
- o Drowned (evaporation pond)
- o Drowned (stock tank)
- o Electrocution
- o Emaciation
- o Entangled (net)
- o Entrapped
- o Exposure/dehydration
- o Fall from nest
- o Fire
- o Infection
- o Killed/injured by animal
- o Killed/injured by animal while entangled
- o Oiled
- o Poisoned
- o Poisoned (lead)
- o Poisoned (pesticide)
- o Salt encrustation
- o Salt toxicity
- o Scorched or singed
- o Shot
- o Starvation
- o Trapped
- o Trauma
- o Weather
- o Unknown
- o Other
- Final Diagnosis Notes
- Clinical History Notes
- Disease Agent(s)
 - o Aspergillosis
 - o Avian Influenza
 - o Avian pox
 - o Avian vacuolar myelinopathy
 - o Coccidiosis

- E. Coli
 - Leucocytozoan sp.
 - Mycobacteriosis
 - Newcastle disease virus
 - Salmonella
 - Toxoplasma sp.
 - West Nile Virus
 - Pasteurella multocida (avian cholera)
 - Sarcocystis sp.
 - Trichomonas gallinae
- Toxicology Sample Type
 - Blood
 - Bolus
 - Bone
 - Brain
 - Feather
 - Feces (muted)
 - Gastrointestinal tract
 - Kidney
 - Liver
 - Muscle
 - Other
- Contaminant(s)
 - Arsenic
 - Avitrol
 - Barbiturates
 - Brodifacoum
 - Bromadiolone
 - Cadmium
 - Carbamates
 - Chlorophacinone
 - Copper
 - Coumatetralyl
 - Coumatetralyl
 - Difenacoum
 - Diphacinone
 - iron
 - Lead
 - Manganese
 - Mercury
 - Molybdenum
 - NSAIDS
 - Organophosphates
 - Starlicide
 - Strychnine
 - Warfarine
 - Zinc
 - Other

Weather on Day of Incident

- Weather Conditions
 - o Clear
 - o Fog
 - o Rain
 - o Snow
 - o Wind
- Wind Speed – measurement in kph
- Wind Direction
- Temperature– measurement in degrees C
- Humidity– measurement in %
- Barometric Pressure– measurement in mb

Morphological Characteristics

- Weight– measurement in grams
- Wing Chord– measurement in mm
- Hallux– measurement in mm
- Culmen– measurement in mm
- Tarsus – measurement in mm
- Footpad – measurement in mm

Injury and Mortality Reporting (IMR) Privacy Statement:

In accordance with the Paperwork Reduction Act of 1995 (44 U.S.C. 3501, et seq.) and the Privacy Act of 1974 (5 U.S.C. 552a), please be advised:

1. The gathering of information on fish and wildlife is authorized by:
 - o Bald and Golden Eagle Protection Act (16 U.S.C. 668), 50 CFR 22
 - o Migratory Bird Treaty Act (16 U.S.C. 703-712), 50 CFR 21
 - o General Provisions, 50 CFR 10
 - o General Permit Procedures, 50 CFR 13
 - o Wildlife Provisions (Import/export/transport), 50 CFR 14

Authorizing statutes can be found at [Code of Federal Regulations](#) and [FWS Permits](#).

2. Information requested by this website is purely voluntary. However, if you have a permit with USFWS, submission of requested information is a condition of your permit under the above laws. Failure to provide all requested information indicated in your permit conditions may be sufficient cause for the U.S. Fish and Wildlife Service to revoke your permit.
3. Disclosures outside the Department of the Interior may be made without the consent of an individual under the routine uses listed below, if the disclosure is compatible with the purposes for which the record was collected. (Ref. 68 FR 52611, September 4, 2003).
 - o Routine disclosure to subject matter experts and Federal, Tribal, State, local, and foreign agencies, for the purpose of obtaining advice relevant to making a decision on an application for a permit or when necessary to accomplish an FWS function related to this system of records.
 - o Routine disclosure to Federal, Tribal, State, local, or foreign wildlife and plant agencies for the exchange of information on permits granted or denied to assure compliance with all applicable permitting requirements.
 - o Routine disclosure to Federal, Tribal, State, and local authorities who need to know who is permitted to receive and rehabilitate sick, orphaned, and injured birds under the Migratory Bird Treaty Act and the Bald and Golden Eagle Protection Act; federally permitted rehabilitators; individuals seeking a permitted rehabilitator with whom to place a bird in need of care; and licensed veterinarians who receive, treat, or diagnose sick, orphaned, and injured birds.
 - o Routine disclosure to the Department of Justice, or a court, adjudicative, or other administrative body or to a party in litigation before a court or adjudicative or administrative body, under certain circumstances.
 - o Routine disclosure to the appropriate Federal, Tribal, State, local, or foreign governmental agency responsible for investigating, prosecuting, enforcing, or implementing statutes, rules, or licenses, when we become aware of a violation or potential violation of such statutes, rules, or licenses, or when we need to monitor activities associated with a permit or regulated use.
 - o Routine disclosure to a congressional office in response to an inquiry to the office by the individual to whom the record pertains.

- o Routine disclosure to the Government Accountability Office or Congress when the information is required for the evaluation of the permit programs.
 - o Routine disclosure to provide addresses obtained from the Internal Revenue Service to debt collection agencies for purposes of locating a debtor to collect or compromise a Federal claim against the debtor or to consumer reporting agencies to prepare a commercial credit report for use by the FWS.
4. For individuals, personal information such as home address and telephone number, financial data, and personal identifiers (social security number, birth date, etc.) will be removed prior to any release of the application.
 5. The public reporting burden for information collection varies depending on the type of permit held. The relevant annual burden for Special Purpose – Utility Permit reporting is 6 hours. This burden estimate includes time for reviewing instructions, gathering and maintaining data, recordkeeping, and completing and reviewing the form. You may direct comments regarding the burden estimate or any other aspect of the form to the

Service Information Clearance Officer
U.S. Fish and Wildlife Service
Mail Stop 222
Arlington Square
U.S. Department of the Interior
1849 C Street, NW
Washington D.C. 20240

Injury and Mortality Reporting (IMR) Freedom of Information Act Notice:

The Freedom of Information Act (FOIA) provides the public with access to agency records unless the records are protected from disclosure by a specific exemption. [Exemption 4](#) protects trade secrets and commercial or financial information that is privileged or confidential. When USFWS has reason to believe that information that is responsive to a FOIA request may be protected from disclosure under Exemption 4, USFWS will follow the DOI FOIA regulations for handling confidential information, and if required, inform the applicant/permittee of the request and provide an opportunity to object to release. The Department of the Interior's FOIA regulations for handling confidential information are located at: [43CFR 2.26 – 2.36](#).

Nevertheless, when a company submits an application or report, it should clearly identify any information in its application or report that should be considered confidential business information. Since each dataset is considered and addressed on a case-by-case basis, the data USFWS deems proprietary may either be slightly more or less inclusive than this depending on the unique circumstances involved.

List of all Required and Optional Fields Supported by the Bulk Uploader:

Required columns:

- One of the following species related columns:
 - o **Specific Species** - string: A species common or scientific name.
 - o **General Species Type** - string: If you don't know the specific species, enter one of the following species types:
 - Bat
 - Bird
 - Eagle
 - Falcon
 - Grouse
 - Hawk
 - Heron/Egret
 - Owl
 - Pigeon/Dove
 - Shorebird
 - Songbird
 - Starling
 - Turkey
 - Vulture
 - Waterbird
 - Waterfowl
 - o **Other Species or Species Type** - string: A species name or species type. If the species name you entered in the Specific Species column is not found upon import, you may re-import your file with the species name here instead. However, first be sure to check for misspellings and other common names for the species. All known bat species should go here. Similarly, if your general species type does not appear in the above General Species Type list, you can enter it here.
- **How Identified** - string: One of
 - o Expert opinion
 - o Feather Atlas
 - o Field guide
 - o Guess
 - o Other resource
 - o Unknown
- **Number of Individuals** - integer: The number of dead or injured individuals.
- **How Found** - string: One of
 - o Mortality survey
 - o Incidental finding
 - o Routine infrastructure survey
 - o Structured research
 - o Unknown
- **Date Discovered** - string: Date the animal was discovered, in the form mm/dd/yyyy (e.g., 10/23/2015)
- One of the following pairs of columns:

Lat, Long:

- o **Latitude** - string: Latitude in decimal degrees (e.g., 41.54983)
- o **Longitude** - string: Longitude in decimal degrees (e.g., -105.98352)

County, State

- o **County** - string: County of the incident location. Must be just the county name. E.g., "Larimer", not "Larimer County". If you get an error indicating the county cannot be found, check the county spelling with a web search. Also, note certain special cases such as "Saint" vs "St.", "De Salle" vs "DeSalle", and "Valdez Cordova" vs "Valdez-Cordova" (in each example, the second is the accepted spelling).
- o **State** - string: State of the incident location. Full name or two letter abbreviation.
- **Location Accuracy** - string: The accuracy of the specified incident location. One of
 - o Exact location
 - o Nearest cross-street
 - o Facility address
 - o City
 - o County
 - o Township
 - o HUC
 - o Other
- **Condition** - string: The animal's condition. Alive or Dead.
- **Suspected Cause** - string: Your best guess at the cause of mortality or injury. One of
 - o Barotrauma
 - o Blinded/optical damage (radiant flux)
 - o Collision
 - o Collision with fence
 - o Collision with solar panel/heliostat
 - o Collision with vehicle
 - o Collision with wind turbine
 - o Collision with window
 - o Collision with wire
 - o Collision/electrocution
 - o De-oiled
 - o Determination pending
 - o Disease
 - o Drowned
 - o Drowned (container/pit)
 - o Drowned (entangled)
 - o Drowned (evaporation pond)
 - o Drowned (stock tank)
 - o Electrocution
 - o Emaciation
 - o Entangled (net)
 - o Entrapped
 - o Exposure/dehydration
 - o Fall from nest
 - o Fire

- o Infection
- o Killed/injured by animal
- o Killed/injured by animal while entangled
- o Oiled
- o Poisoned
- o Poisoned (lead)
- o Poisoned (pesticide)
- o Salt encrustation
- o Salt toxicity
- o Scorched or singed
- o Shot
- o Starvation
- o Trapped
- o Trauma
- o Weather
- o Unknown
- o Other
- **Event Observed** - string: Whether someone saw the injury or mortality occur. Yes or No.
- **Disposition** - string: Where the bird ended up subsequent to its discovery.

If Condition is "Alive", Disposition can be one of:

- o Euthanized
- o Left in place
- o Rehab center
- o Released to wild
- o Transferred to other permittee
- o Veterinarian
- o Other
- o Unknown

If Condition is "Dead", Disposition can be one of:

- o Buried
- o Disposed of in trash
- o Disposition pending
- o Freezer off site
- o Freezer on site
- o Incinerated
- o Lab
- o Law Enforcement
- o Left in place
- o Sent to National Eagle Repository
- o Transferred to other permittee
- o Used in research trials (searcher efficiency and dead animal removal)
- o Other
- o Unknown

Optional columns:

- **Date Collected** - string: Date the animal was retrieved from the field, in the form mm/dd/yyyy (e.g., 10/23/2015)
- **Age** - string: One of
 - o Adult
 - o Sub-adult
 - o Juvenile
 - o Nestling
 - o Egg
 - o Multiple ages
 - o Unknown
- **How Aged** - string: One of
 - o Bloom & Clark 2001
 - o Expert opinion
 - o Guess
 - o Identification Guide to North American Birds (Pyle)
 - o USFWS Feather Guide
 - o Other
 - o Unknown
- **Other Aging Method** - string: If you selected 'Other' for How Aged, use this field to specify how you determined the age of the animal.
- **Sex** - string: One of
 - o Male
 - o Female
 - o Multiple sexes
 - o Unknown
- **Other How Identified** - string: If you entered "Other" under How Identified, use this field to describe how you identified the animal.
- **Other Location Accuracy** - string: If you specified "Other" under Location Accuracy, use this field to describe the location accuracy.
- **Condition Details** - string: If alive, indicate if the animal is injured or sick. If dead, indicate if the animal is intact, freshly killed [eyes moist], semi-fresh [stiff], partially decomposed, feathers and/or bones, etc. If you specified "Other" under Condition, indicate the condition here.
- **Suspected Cause Details** - string: Additional suspected cause details, such as what led you to conclude the suspected cause. If you entered "Other" under Suspected Cause, enter the cause here.
- **Other Disposition** - string: If you entered "Other" under Disposition, describe the disposition here.
- **Surrounding Habitat** - string: The habitat type where the animal was found. One of
 - o Agriculture
 - o Desert
 - o Forest
 - o River or stream
 - o Shrubland and grassland
 - o Urban
 - o Water
 - o Wetland
 - o Other

- **Other Surrounding Habitat** - string: If you chose "Other" for Surrounding Habitat, specify the surrounding habitat here.
- **USGS Band Number** - string: The USGS Band Number, if one was found on the animal.
- **FWS Toe Tag ID** - string: The five digit number on the FWS toe tag, if one was found on the animal.
- **Local Specimen Number** - string: The local specimen number, if one has been attached to the animal.
- **Source Record ID** - string: The unique identifier for this record in the source database.
- **Lab Name** - string: Use this column if you specified a Disposition of "Lab". The name of the laboratory where the specimen was sent.
- **Rehab Center Name** - string: Use this column if you specified a Disposition of "Rehab Center". The name of the rehab center where the animal was sent.
- **Rehab Center Info** - string: Use this column if you specified a Disposition of "Rehab Center". If known, the USFWS permit number of the rehabilitation center and/or the name and phone number of a contact at the center.
- **Permittee Info** - string: Use this column if you specified a Disposition of "Transferred to other permittee". The USFWS permit number, and/or the name and phone number, of the other permittee.
- **Law Enforcement Info** - string: Use this column if you specified a Disposition of "Law Enforcement". The name and agency of the law enforcement individual that recovered the specimen.
- **Additional Notes** - string: Any other notes you want to provide. The values for any columns beyond those provided above will be placed in this field.