

I-907, Request for Premium Processing Service Online Filing Flow



U.S. Citizenship and
Immigration Services

OMB Control Number 1615-0048

Edition: 11/03/22

Expiration Date: 11/30/2025

****This deck includes screenshots of I-907 content and corresponding I-907 paper form content****

[Form I-907](#)

[Instructions for Form I-907](#)

United States Citizenship and Immigration Services

myUSCIS Team

February 2023

Selecting Form

File a Form

File a Form

Select the form you want to file online. Once you start your form, we will automatically save your information for 30 days, or from the last time you worked on the form.

Fee waiver: If you are requesting a fee waiver, you cannot file online. You must file a paper version of both the Form I-912, Request for Fee Waiver and the form for the specific benefit you are requesting. You can review the fee waiver guidance at www.uscis.gov/feewaiver.

Select the form you want to file online.

I-907, Request for Premium Processing Service

Use Form I-907 to request Premium Processing Service on certain petitions or applications where this service is available.

Premium Processing Service guarantees that USCIS will take one of several possible actions (issue an approval notice, a denial notice, a notice of intent to deny, or a request for evidence) on the petition or application within a certain processing timeframe. The length of the processing timeframe is based on the classification or category requested.

[Learn more about requesting Premium Processing Service.](#)

- Note:** You may only file online requests for Premium Processing Service if you are:
- Filing (or you have filed) Form I-765, Application for Employment Authorization; and
 - Are applying as eligibility category (c)(3)(A), (c)(3)(B), or (c)(3)(C).

Note: You cannot add Premium Processing Service unless you have a receipt number from submitting another form that is eligible for premium processing. If you do not know your receipt number, you can find it by viewing the case on your home page.

All other requests for Premium Processing Service must be filed using a [paper Form I-907](#).

Concurrent filing available

You can add Premium Processing Service (Form I-907) after you file Form I-765. You must begin a new I-765 from the File a Form page and answer within that form that you want to add Premium Processing Service.

Start form

You should use Form I-907 to request Premium Processing Service for the petitions or applications where Premium Processing Service is available. Visit our website at www.uscis.gov/forms/how-do-i-use-premium-processing-service for details about which petitions or applications are available for this service.

Premium Processing Service guarantees that USCIS will take one of several possible actions (issue an approval notice, a denial notice, a notice of intent to deny, or a request for evidence) on the petition or application within a certain processing timeframe. The length of the processing timeframe is based on the classification or category requested. Refer to the table

This text will be updated as new forms/eligibility categories/classifications become available for premium processing.

Applicant account: Add Premium Processing to a Case

First two releases: I-765

Add Premium Processing to a Case

Currently, online requests for Premium Processing Service are only available for the following forms and eligibility categories or nonimmigrant classifications:

Form I-765:

- (c)(3)(A)
- (c)(3)(B)
- (c)(3)(C)

You can request premium processing for any of the following pending cases:

- (IOE0000000001) I-765, Application for Employment Authorization
- (IOE0000000002) I-765, Application for Employment Authorization
- (IOE0000000003) I-765, Application for Employment Authorization

Note: If you don't see your receipt number listed above, you should [file for premium processing on the paper Form I-907](#).

Submit

Cancel

Second two releases: I-765 & I-539

Add Premium Processing to a Case

Currently, online requests for Premium Processing Service are only available for the following forms and eligibility categories or nonimmigrant classifications:

Form I-539:

- F-1
- F-2
- J-1
- J-2
- M-1
- M-2

Form I-765:

- (c)(3)(A)
- (c)(3)(B)
- (c)(3)(C)

You can request premium processing for any of the following pending cases:

- (IOE0000000003) I-539, Application To Extend/Change Nonimmigrant Status
- (IOE0000000001) I-765, Application for Employment Authorization
- (IOE0000000002) I-765, Application for Employment Authorization

Note: If you don't see your receipt number listed above, you should [file for premium processing on the paper Form I-907](#).

Submit

Cancel

Representative account: Search for your client's case

Search For Your Client's Case

If you would like to add Premium Processing Service to your client's existing case, provide the receipt number for their case, their last name, and their email address.

⚠ Note: Online requests for Premium Processing Service are currently only available to Form I-765 filers with these eligibility categories:

- (c)(3)(A)
- (c)(3)(B)
- (c)(3)(C)

Receipt number

Example: IOE1234567890

Family name (last name)

Client's email address

Example: user@domain.com

Search for case

Cancel

Start form

Request Premium Processing

I-907, Request For Premium Processing Service

Use Form I-907 to request Premium Processing Service on certain petitions or applications where this service is available.

You may file your request for Premium Processing Service with the applicable petition or application. You may also file the request for Premium Processing Service after you file the applicable petition or application, as long as USCIS has not made a final decision on the applicable petition or application. You cannot request Premium Processing Service for a petition or application that is reopened after an initial decision was made on the petition or application.

Premium Processing Service guarantees that USCIS will take one of several possible actions (issue an approval notice, a denial notice, a notice of intent to deny, or a request for evidence) on the petition or application within a certain processing timeframe. The length of the processing timeframe is based on the classification or category requested.

Processing times and fees vary. [Learn more about requesting Premium Processing Service.](#)

✓ Before You Start Your Application

☰ Eligibility

Online requests for Premium Processing Service are only available if you are:

- Filing (or you have filed) Form I-765, Application for Employment Authorization; and
- Are applying as eligibility category (c)(3)(A), (c)(3)(B), or (c)(3)(C).

All other requests for Premium Processing Service must be filed using a [paper Form I-907](#).

You, or your attorney or accredited representative, may request Premium Processing Service only if you filed the corresponding petition or application. Any attorney or accredited representative who makes the request must also file a properly completed Form G-28, Notice of Appearance as Attorney or Accredited Representative.

📄 Fee

We will automatically calculate the cost for you before you submit your request. [Find more information about the specific fees applicable to your forms.](#)

The Premium Processing Service fee is in addition to all other applicable filing fees.

Note: We will only refund the Premium Processing Service fee if we do not take action on the related case within the applicable processing timeframe. Otherwise, the filing fee is not refundable, regardless of any action USCIS takes on the related case.

Please refer to the instructions for the form(s) you are filing for additional information or you may call the USCIS Contact Center at 800-375-5283. For TTY (deaf or hard of hearing) 800-767-1833.

When Should I Use Form I-907?

You should use Form I-907 to request Premium Processing Service for the petitions or applications where Premium Processing Service is available. Visit our website at www.uscis.gov/forms/how-do-i-use-premium-processing-service for details about which petitions or applications are available for this service.

You may file your request for Premium Processing Service with the applicable petition or application. You may also file the request for Premium Processing Service after you file the applicable petition or application, as long as USCIS has not made a final decision on the applicable petition or application. You cannot request Premium Processing Service for a petition or application that is reopened after an initial decision was made on the petition or application.

You, or your attorney or accredited representative, may request Premium Processing Service only if you filed the corresponding petition or application (for example, Form I-129, Petition for a Nonimmigrant Worker). Any attorney or accredited representative who makes the request must also file a properly completed Form G-28, Notice of Appearance as Attorney or Accredited Representative, or Form G-28I, Notice of Entry of Appearance as Attorney In Matters Outside the Geographical Confines of the United States, unless the attorney or accredited representative has already filed Form G-28 or Form G-28I in the case. The Form G-28 or Form G-28I filed with Form I-907 by a new attorney or accredited representative will replace Form G-28 or Form G-28I filed with the underlying petition or application, and USCIS will recognize the new attorney as the attorney of record in the case.

Premium Processing Service guarantees that USCIS will take one of several possible actions (issue an approval notice, a denial notice, a notice of intent to deny, or a request for evidence) on the petition or application within a certain processing timeframe. The length of the processing timeframe is based on the classification or category requested. Refer to the table in the [What Is the Filing Fee and Processing Time?](#) section of these Instructions for the relevant premium processing timeframes. If we do not take action on the petition or application within the applicable processing timeframe, your Premium Processing Service fee will be refunded, but we will continue to process the case. However, we may retain the premium processing fee and not take action on the petition or application within the applicable processing timeframe if we open an investigation for fraud or misrepresentation relating to the benefit request.

In the event USCIS issues a notice of intent to deny or a request for evidence, the premium processing timeframe will stop and will re-commence with a new applicable timeframe on the date that we receive a response to the notice of intent to deny or the request for evidence.

Instructions, Page 1 of 7

This text will be updated as new forms/eligibility categories/classifications become available for premium processing.

Request Premium Processing (con't 1)

Documents you may need

We will automatically determine which documents you should provide us as you fill out your application. At the time of filing, you must submit all evidence and supporting documentation listed.

After You Submit Your Application

Track your case online

After you submit your form, you can track its status through your USCIS account. Sign in to your account often to check your case status and read any important messages from USCIS.

Respond to requests for information

If we need more information from you, we will send you a Request for Evidence (RFE) or Request for Information (RFI). You can respond to our request and upload your documents through your USCIS account.

In the event USCIS issues a notice of intent to deny or a Request for Evidence, the premium processing timeframe will stop and will re-commence with a new applicable timeframe on the date that we receive a response to the notice of intent to deny or the RFE.

Next

Request Premium Processing (con't 2)



Completing Your Form Online

Filing online

Submitting your form online is the same as mailing in a completed paper form. They both gather the same information and cost the same.

Complete the Getting Started section first

You should answer all questions in the Getting Started section first so we can best customize the rest of your online form experience.

Provide as many responses as you can

You should provide as many responses as you can. Incomplete or missing information may slow down the processing of your case after you submit the form.

We will automatically save your responses

We will automatically save your information when you select next to go to a new page or navigate to another section of the form. We will save your information for 30 days from today, or from the last time you worked on the form.

How to continue filling out your form

After you start your form, you can sign in to your account to continue filling out your form.

Request Premium Processing (con't 3)

DHS Privacy Notice

AUTHORITIES: The information requested on this form, and the associated evidence, is collected under the Immigration and Nationality Act section 286(u).

PURPOSE: The primary purpose for providing the requested information on this form is to request Premium Processing Service on certain petitions or applications designated as eligible for premium processing. DHS uses the information you provide to grant or deny the immigration benefit you are seeking.

DISCLOSURE: The information you provide is voluntary. However, failure to provide the requested information, including your Social Security number (if applicable), and any requested evidence, may delay a final decision or result in denial of your form.

ROUTINE USES: DHS may share the information you provide on this form and any additional requested evidence with other federal, state, local, and foreign government agencies and authorized organizations. DHS follows approved routine uses described in the associated published system of records notices [DHS/USCIS/ICE/CBP-001 Alien File and National File Tracking System, DHS/USCIS-007 Benefits Information System, and DHS/USCIS-018 Immigration Biometric and Background Check], and the published privacy impact assessment [DHS/USCIS/PIA-016(a) Computer Linked Application Information Management System and Associated Systems], which you can find at www.dhs.gov/privacy. DHS may also share the information, as appropriate, for law enforcement purposes or in the interest of national security.

Paperwork Reduction Act

An agency may not conduct or sponsor an information collection, and a person is not required to respond to a collection of information, unless it displays a currently valid Office of Management and Budget (OMB) control number. The public reporting burden for this collection of information is estimated at 35 minutes per response, including the time for reviewing instructions, gathering the required documentation and information, completing the request, preparing statements, attaching necessary documentation, and submitting the request. Send comments regarding this burden estimate or any other aspect of this collection of information, including suggestions for reducing this burden, to:

U.S. Citizenship and Immigration Services
Office of Policy and Strategy, Regulatory Coordination Division
5900 Capital Gateway Drive, Mail Stop #2140
Camp Springs, MD 20588-0009

Do not mail your completed Form I-907 to this address.

OMB No. 1615-0048
Expires: 11/30/2025

Security Reminder

If you do not work on your application for more than 30 days, we will delete your data in order to prevent storing personal information indefinitely.

DHS Privacy Notice

AUTHORITIES: The information requested on this form, and the associated evidence, is collected under the Immigration and Nationality Act section 286(u).

PURPOSE: The primary purpose for providing the requested information on this form is to request Premium Processing Service on certain petitions or applications designated as eligible for premium processing. DHS uses the information you provide to grant or deny the immigration benefit you are seeking.

DISCLOSURE: The information you provide is voluntary. However, failure to provide the requested information, including your Social Security number (if applicable), and any requested evidence, may delay a final decision or result in denial of your form.

ROUTINE USES: DHS may share the information you provide on this form and any additional requested evidence with other federal, state, local, and foreign government agencies and authorized organizations. DHS follows approved routine uses described in the associated published system of records notices [DHS/USCIS/ICE/CBP-001 Alien File and National File Tracking System, DHS/USCIS-007 Benefits Information System, and DHS/USCIS-018 Immigration Biometric and Background Check], and the published privacy impact assessment [DHS/USCIS/PIA-016(a) Computer Linked Application Information Management System and Associated Systems], which you can find at www.dhs.gov/privacy. DHS may also share the information, as appropriate, for law enforcement purposes or in the interest of national security.

Instructions, Page 6 of 7

Paperwork Reduction Act

An agency may not conduct or sponsor an information collection, and a person is not required to respond to a collection of information, unless it displays a currently valid Office of Management and Budget (OMB) control number. The public reporting burden for this collection of information is estimated at 35 minutes per response, including the time for reviewing instructions, gathering the required documentation and information, completing the request, preparing statements, attaching necessary documentation, and submitting the request. Send comments regarding this burden estimate or any other aspect of this collection of information, including suggestions for reducing this burden, to: U.S. Citizenship and Immigration Services, Regulatory Coordination Division, Office of Policy and Strategy, 5900 Capital Gateway Drive, Mail Stop #2140, Camp Springs, MD 20588-0009; OMB No. 1615-0048. **Do not mail your completed Form I-907 to this address.**

Instructions, Page 6 of 7

Online filing time burden will be 28 minutes.

Getting Started

Getting Started: Reason for request

I-907, Request for Premium Processing Service

Getting Started ^

Reason for request

Preparer and interpreter information

About You v

Your Request v

Additional Information v

Review and Submit v

Which statement applies to your request for Premium Processing Service?

- I am the petitioner who is filing or has filed a petition eligible for Premium Processing Service.
- I am the attorney or accredited representative for the petitioner who is filing or has filed a petition eligible for Premium Processing Service.
- I am the applicant who is filing or has filed an application eligible for Premium Processing Service.
- I am the attorney or accredited representative for the applicant who is filing or has filed an application eligible for Premium Processing Service.

[Back](#) [Next](#)

8. Request for Premium Processing Service (select **only one** box):

- I am the **petitioner** who is filing or has filed a petition eligible for Premium Processing Service.
- I am the attorney or accredited representative **for the petitioner** who is filing or has filed a petition eligible for Premium Processing Service. (Complete and submit Form G-28, Notice of Entry of Appearance as Attorney or Accredited Representative, or Form G-28I, Notice of Entry of Appearance as Attorney In Matters Outside the Geographical Confines of the United States, if Form G-28 or Form G-28I has not been submitted with the petition.)
- I am the **applicant** who is filing or has filed an application eligible for Premium Processing Service.
- I am the attorney or accredited representative **for the applicant** who is filing or has filed an application eligible for Premium Processing Service. (Complete and submit Form G-28 or Form G-28I, if Form G-28 or Form G-28I has not been submitted with the application.)

Getting Started: Preparer / Interpreter Info

I-907, Request for Premium Processing Service

Getting Started ^

Reason for request

Preparer and interpreter information

Preparer information

Interpreter information

About You v

Your Request v

Additional Information v

Review and Submit v

Is someone assisting you with completing this application?

Yes

No

Is a preparer assisting you with completing this application?

A preparer is anyone who completes or helps you complete all or part of your application using information and answers that you provide.

Yes

No

Is an interpreter assisting you with completing this application?

An interpreter is anyone who translates or helps you translate all or part of your application using information and answers that you provide.

Yes

No

[Back](#) [Next](#)

Getting Started: Preparer Info

I-907, Request for
Premium Processing
Service

Getting Started

Reason for request

Preparer and interpreter
information

Preparer information

Interpreter information

About You

Your Request

Additional Information

Review and Submit

What is your preparer's full name?

Given name (first name)

Family name (last name)

What is your preparer's business or organization
name?

My preparer is not part of a business or organization.

What is your preparer's mailing address?

Country

Address line 1

Street number and name

Address line 2

Apartment, suite, unit, or floor

City or town

State

ZIP code

Provide a 5 or 9-digit
ZIP code.

Preparer's Full Name

1. Preparer's Family Name (Last Name) Preparer's Given Name (First Name)

2. Preparer's Business or Organization Name (if any)

Preparer's Mailing Address

3. Street Number and Name Apt. Ste. Flr. Number

City or Town State ZIP Code

Province Postal Code Country

Form, Part 5, Page 5 of 7

Getting Started: Preparer Info (con't)

What is your preparer's contact information?

Daytime telephone number

Provide a 10-digit phone number.

Mobile telephone number

My preparer does not have a mobile telephone number.

Provide a 10-digit phone number.

Email address

My preparer does not have an email address.

Example: user@domain.com

Back

Next

Preparer's Contact Information

4. Preparer's Daytime Telephone Number	5. Preparer's Mobile Telephone Number (if any)
<input type="text"/>	<input type="text"/>
6. Preparer's Email Address (if any)	
<input type="text"/>	

Form, Part 5, Page 5 of 7

Getting Started: Interpreter Info

I-907, Request for Premium Processing Service

Getting Started ^

Reason for request

Preparer and interpreter information

Preparer information

Interpreter information

About You v

Your Request v

Additional Information v

Review and Submit v

What is your interpreter's full name?

Given name (first name)

Family name (last name)

What is your interpreter's business or organization name?

My interpreter is not part of a business or organization.

What is your interpreter's mailing address?

Country

Address line 1

Street number and name

Address line 2

Apartment, suite, unit, or floor

City or town State ZIP code

Provide a 5 or 9-digit ZIP code.

Interpreter's Full Name

1. Interpreter's Family Name (Last Name) Interpreter's Given Name (First Name)
2. Interpreter's Business or Organization Name (if any)

Interpreter's Mailing Address

3. Street Number and Name Apt. Ste. Flr. Number
- City or Town State ZIP Code
- Province Postal Code Country

Form, Part 4, Page 4 of 7

Getting Started: Interpreter Info (con't)

What is your interpreter's contact information?

Daytime telephone number

Provide a 10-digit phone number.

Mobile telephone number

My interpreter does not have a mobile telephone number.

Provide a 10-digit phone number.

Email address

My preparer does not have an email address.

Example: user@domain.com

What language is your interpreter using to interpret this application for you?

[Back](#) [Next](#)

Interpreter's Contact Information

- Interpreter's Daytime Telephone Number
- Interpreter's Mobile Telephone Number (if any)
- Interpreter's Email Address (if any)

Form, Part 4, Page 4 of 7

About You

About You: Your name

I-907, Request for Premium Processing Service

Getting Started ▼

About You ▲

Your name

Your contact information

Other information

Your Request ▼

Additional Information ▼

Review and Submit ▼

What is your current legal name?

Your current legal name is the name on your birth certificate, unless it changed after birth by a legal action such as marriage or court order. Do not provide any nicknames here.

Given name (first name)

Middle name

Family name (last name)

3. Family Name (Last Name)

Given Name (First Name)

Middle Name

Form, Part 1, Page 1 of 7

About You: Your contact info

I-907, Request for Premium Processing Service

Getting Started

About You

Your name

Your contact information

Other information

Your Request

Additional Information

Review and Submit

How may we contact you?

Daytime telephone number

Provide a 10-digit phone number.

Mobile telephone number

This is the same as my daytime telephone number.

Provide a 10-digit phone number.

Email address

Example: user@domain.com

Fax number (if any)

Provide a 10-digit phone number.

What is your current mailing address?

We will use your current mailing address to contact you throughout the application process. We may not be able to contact you if you do not provide a complete and valid address.

In care of name (if any)

Country

Address line 1

Street number and name

Address line 2

Apartment, suite, unit, or floor

City or town

State

ZIP code

Provide a 5 or 9-digit ZIP code.

Requestor's Contact Information

3. Requestor's Daytime Telephone Number

4. Requestor's Mobile Telephone Number (if any)

5. Requestor's Fax Number (if any)

6. Requestor's Email Address (if any)

Form, Part 3, Page 3 of 7

5. Mailing Address

In Care Of Name

Street Number and Name

Apt. Ste. Flr. Number

City or Town

State

ZIP Code [USPS ZIP Code Lookup](#)

Province

Postal Code

Country

Form, Part 1, Page 1 of 7

About You: Your contact info (con't)

Is your current mailing address the same as your physical address?

- Yes
 No

What is your current physical address?

Country

Address line 1

Street number and name

Address line 2

Apartment, suite, unit, or floor

City or town

State/Province

ZIP code/Postal code

Provide a 5 or 9-digit ZIP code.

Back

Next

6. Is your current mailing address the same as your physical address?

Yes No

If you answered "No" to Item Number 6., provide your physical address in Item Number 7.

Form, Part 1, Page 1 of 7

7. Physical Address

Street Number and Name	Apt.	Ste.	Fir.	Number
<input type="text"/>	<input type="checkbox"/>	<input type="checkbox"/>	<input type="checkbox"/>	<input type="text"/>
City or Town	State	ZIP Code		
<input type="text"/>	<input type="text"/>	<input type="text"/>		
Province	Postal Code	Country		
<input type="text"/>	<input type="text"/>	<input type="text"/>		

Form, Part 1, Page 2 of 7

About You: Other info

I-907, Request for Premium Processing Service

Getting Started

About You

Your name

Your contact information

Other information

Your Request

Additional Information

Review and Submit

What is your A-Number?

I do not have or know my A-Number.

Provide a 7, 8, or 9-digit number. If your A-Number is fewer than 9 digits, the system will automatically add zero(s) after the "A" and before the first digit so there is a total of 9 digits, for example: A-001234567.

What is your USCIS Online Account Number?

You will only have an Online Account Number, or OAN, if you previously filed a form that has a receipt number that begins with IOE. If you filed the form online, you can find your OAN in your account profile. If you mailed us the form, you can find your OAN at the top of the Account Access Notice we sent you.

If you do not have a receipt number that begins with IOE, you do not have an OAN.

(The OAN is not the same as an A-Number)

I do not have or know my USCIS Online Account Number.

Provide a 12-digit Online Account Number.

Back

Next

1. Alien Registration Number (A-Number) (if any)

▶ A-

Form, Part 1, Page 1 of 7

2. USCIS Online Account Number (if any)

▶

Form, Part 1, Page 1 of 7

Your Request

Your Request: Related case

I-907, Request for Premium Processing Service

Getting Started

About You

Your Request

Related case

Additional Information

Review and Submit

What is the form number of the related petition or application?

What is the receipt number of the related petition or application?

The receipt number is a unique 13-character identifier that USCIS provides for each application or petition it receives. Your answer must include capitalized letters.

Provide a 13-character receipt number, beginning with 3 capitalized letters followed by 10 digits.

What is the classification or eligibility requested?

What is the full name of the beneficiary in the related case?

Given name (first name) Middle name (if applicable)

Family name (last name)

What is the full name of the petitioner or applicant in the related case?

Given name (first name) Middle name (if applicable)

Family name (last name)

1. Form Number of Related Petition or Application

2. Receipt Number of Related Petition or Application

3. Classification or Eligibility Requested

5. Beneficiary in the Related Case

Family Name (Last Name)

Given Name (First Name)

Middle Name

4. Petitioner or Applicant in the Related Case

Family Name (Last Name)

Given Name (First Name)

Middle Name

All from Form, Part 2, Page 2 of 7

Your Request: Related case page 2

I-907, Request for Premium Processing Service

Getting Started

About You

Your Request

Related case

Related case page 2

Additional Information

Review and Submit

What is the name of the company or organization in the related case?

If filed on behalf of a company, enter the name of the company or organization named in the related case.

What is the company or organization IRS EIN (if any)?

What is the name of the point of contact for the company or organization?

Given name (first name) Middle name (if applicable)

Family name (last name)

What is their position title?

What is the address of the petitioner, applicant, company, or organization named in the related case?

Country

Address line 1

Street number and name

Address line 2

Apartment, suite, unit, or floor

City or town State/Province Zip code/Postal code

Provide a 5 or 9-digit ZIP code.

4. Company or Organization Named in the Related Case (If filed on behalf of a company or organization)

Form, Part 1, Page 1 of 7

7. Company or Organization IRS Employer Identification Number (EIN) (if any)

Form, Part 2, Page 2 of 7

6. Name of Point of Contact for the Company or Organization

Family Name (Last Name)

Given Name (First Name)

Middle Name

Position Title

Form, Part 2, Page 2 of 7

8. Address of Petitioner, Applicant, Company, or Organization Named in Related Case

Street Number and Name

Apt. Ste. Flr. Number

City or Town

State

ZIP Code

Province

Postal Code

Country


Form, Part 2, Page 3 of 7


Additional Information

Additional Info

I-907, Request for Premium Processing Service

Getting Started 

About You 

Your Request 

Additional Information 

Additional information

Review and Submit 

You may provide additional information for your application.

If you need to provide any additional information for any of your answers to the questions in this form, enter it into the space below. You should include the questions that you are referencing.

If you do not need to provide any additional information, you may leave this section blank.

[+ Add a response](#)

[Back](#)

[Next](#)

If you need extra space to provide any additional information within this petition, use the space below. If you need more space than what is provided, you may make copies of this page to complete and file with this petition or attach a separate sheet of paper. Type or print your name and A-Number (if any) at the top of each sheet; indicate the **Page Number**, **Part Number**, and **Item Number** to which your answer refers; and sign and date each sheet.

1. Family Name (Last Name) Given Name (First Name) Middle Name

2. A-Number (if any) ▶ A-


3.A. Page Number 3.B. Part Number 3.C. Item Number


3.D.


Review and Submit

Review and Submit: Review your request

I-907, Request for Premium Processing Service

Getting Started 

About You 

Your Request 

Additional Information 

Review and Submit 

Review your request

Your request summary

Your statement

Check your request before you submit

Please review your request and check it for accuracy and completeness before you submit it.

We encourage you to provide as many complete responses as you can throughout the request, to the best of your knowledge. Missing information can slow down the review process after you submit your request.

You can return to this page to review your request as many times as you want before you submit it.

Your fee


 Your form filing fee is: \$1500

The Premium Processing fee is in addition to all other applicable filing fees.

Note: We will only refund the Premium Processing Service fee if we do not take action on the related case within the applicable processing timeframe. Otherwise, the filing fee is not refundable, regardless of any action USCIS takes on this request.

Please refer to the instructions for the form(s) you are filing for additional information or you may call the USCIS Contact Center at 800-375-5283. For TTY (deaf or hard of hearing) 800-767-1833.

Alerts and warnings

 We found no alerts or warnings in your application.


[Back](#)


[Next](#)

Review and Submit: Your request summary

I-907, Request for
Premium Processing
Service

Getting Started 

About You 

Your Request 

Additional Information 

Review and Submit 

Review your request

Your request summary

Preparer statement

Preparer signature

Interpreter certification

Interpreter signature

Your statement

Your signature

Pay and submit

Review the I-907 form information

Here is a summary of all the information you provided in your request.

Make sure you have provided responses for everything that applies to you before you submit your request. You can edit your responses by going to each request section using the site navigation.

We also prepared a draft case snapshot with your responses, which you can download below.

[View draft snapshot](#)  [Print](#)

Getting Started

Preparer or interpreter information

Is someone assisting you with completing this application? Yes

Is a preparer assisting you with completing this application? Yes

Is an interpreter assisting you with completing this application? Yes

Preparer information

Is someone assisting you with completing this application? Yes

Is a preparer assisting you with completing this application? Yes

Is an interpreter assisting you with completing this application? Yes

Review and Submit: Preparer statement

I-907, Request for Premium Processing Service

- Getting Started
- About You
- Your Request
- Additional Information

- Review and Submit**
- Review your request
- Your request summary
- Preparer statement**
- Preparer signature
- Interpreter certification
- Interpreter signature
- Your statement
- Your signature
- Pay and submit

Preparer's statement

Your preparer must read the statements below and select the statement that applies to him or her.

If your preparer is an attorney or accredited representative whose representation extends beyond preparation of this request, he or she may be obliged to submit a completed Notice of Entry of Appearance as Attorney or Accredited Representative (G-28) with your request.

- I am not an attorney or accredited representative but have prepared this request on behalf of the requestor and with the requestor's consent.
- I am an attorney or accredited representative and my representation of the requestor in this case does not extend beyond the preparation of this request.
- I am an attorney or accredited representative and my representation of the requestor in this case extends beyond the preparation of this request.

Preparer's certification and signature

Your preparer must read and agree to the certification below.



By my signature, I certify, under penalty of perjury, that I prepared this request at the request of the requestor. The requestor then reviewed this completed request and informed me that he or she understands all of the information contained in, and submitted with, his or her request, including the **Requestor's Declaration and Certification**, and that all of this information is complete, true and correct. I completed this request based only on information that the requestor provided to me or authorized me to obtain or use.

As the requestor's preparer, you must sign on paper and provide your signature page to the requestor. Follow these steps:

1. [Download the Preparer Signature page](#)
2. Print the Preparer Signature page
3. Read and sign the Preparer Signature page
4. Give the signed Preparer Signature page to the requestor

The requestor will need to scan and upload your completed signature page on the next screen.

Preparer's Statement

- 7.A. I am not an attorney or accredited representative but have prepared this request on behalf of the requestor with the requestor's consent.
- B. I am an attorney or accredited representative and my representation of the requestor in this case extends does not extend beyond the preparation of this request.

Form, Part 5, Page 5 of 7

Preparer's Certification

By my signature, I certify, under penalty of perjury, that I prepared this request at the request of the requestor. The requestor then reviewed this completed request and informed me that he or she understands all of the information contained in, and submitted with, his or her request, including the **Requestor's Declaration and Certification**, and that all of this information is complete, true, and correct. I completed this request based only on information that the requestor provided to me or authorized me to obtain or use.

Preparer's Signature

8. Preparer's Signature


Date of Signature (mm/dd/yyyy)

Form, Part 5, Page 6 of 7

Review and Submit: Preparer signature

I-907, Request for
Premium Processing
Service

Getting Started 

About You 

Your Request 

Additional Information 

Review and Submit 

Review your request

Your request summary

Preparer statement

Preparer signature

Interpreter certification

Interpreter signature

Your statement

Your signature

Pay and submit

Preparer's signature upload

Scan and upload your preparer's completed signature page below.

File requirements

- Clear and readable
- Accepted file formats: JPG, JPEG, or PDF
- No encrypted or password-protected files
- If your documents are in a foreign language, upload a full English translation and the translator's certification with each original document.
- Accepted file name characters: English letters, numbers, spaces, periods, hyphens, underscores, and parentheses
- Maximum size: 6MB per file
- Upload no more than five documents at a time


[Choose](#) or drop files here to upload


Back


Next


Review and Submit: Interpreter certification


I-907, Request for Premium Processing Service

Getting Started 

About You 

Your Request 

Additional Information 

Review and Submit 

Review your request

Your request summary

Preparer statement

Preparer signature

Interpreter certification

Interpreter signature


Your statement

Your signature

Pay and submit





Interpreter's certification and signature

Your interpreter must read and agree to the certification below.



I certify, under penalty of perjury, that: I am fluent in English and the language provided in the Getting Started section of this request, and I have read to this requestor in the identified language every question and instruction on this request and his or her answer to every question. The requestor informed me that he or she understands every instruction, question, and answer on the request, including the **Requestor's Declaration and Certification**, and has verified the accuracy of every answer.

As the requestor's interpreter, you must sign on paper and provide your signature page to the requestor. Follow these steps:

-  1. [Download the Interpreter Signature page](#)
-  2. Print the Interpreter Signature page
-  3. Read and sign the Interpreter Signature page
-  4. Give the signed Interpreter Signature page to the requestor

The requestor will need to scan and upload your completed signature page on the next screen.

[Back](#) [Next](#)

Interpreter's Certification

I certify, under penalty of perjury, that:

I am fluent in English and , which is the same language specified in **Part 3., Item B. in Item Number 1.**, and I have read to this requestor in the identified language every question and instruction on this request and his or her answer to every question. The requestor informed me that he or she understands every instruction, question, and answer on the request, including the **Requestor's Declaration and Certification**, and has verified the accuracy of every answer.

Form, Part 4, Page 4 of 7

Interpreter's Signature

7. Interpreter's Signature Date of Signature (mm/dd/yyyy)

Form, Part 4, Page 5 of 7

Review and Submit: Interpreter's signature

I-907, Request for Premium Processing Service

Getting Started ▼

About You ▼

Your Request ▼

Additional Information ▼

Review and Submit ▲

Review your request

Your request summary

Preparer statement

Preparer signature

Interpreter certification

Interpreter signature

Your statement

Your signature

Pay and submit

Interpreter's signature upload

Scan and upload your interpreter's completed signature page below.

File requirements

- Clear and readable
- Accepted file formats: JPG, JPEG, or PDF
- No encrypted or password-protected files
- If your documents are in a foreign language, upload a full English translation and the translator's certification with each original document.
- Accepted file name characters: English letters, numbers, spaces, periods, hyphens, underscores, and parentheses
- Maximum size: 6MB per file
- Upload no more than five documents at a time

[Choose](#) or drop files here to upload

BackNext

Review and Submit: Your statement (if no interpreter used)

I-907, Request for Premium Processing Service

Getting Started ∨

About You ∨

Your Request ∨

Additional Information ∨

Review and Submit ∧

Review your request

Your request summary

Preparer statement

Preparer signature

Interpreter certification

Interpreter signature

Your statement

Your signature

Pay and submit

Requestor's statement

You must read and agree to the statement below.

I can read and understand English, and have read and understand every question and instruction on this request, as well as my answer to every question.

1. Requestor's Statement Regarding the Interpreter

- A. I can read and understand English, and I have read and understand every question and instruction on this request and my answer to every question.
- B. The interpreter named in Part 4. read to me every question and instruction on this request and my answer to every question in , a language in which I am fluent, and I understood everything.

2. Requestor's Statement Regarding the Preparer

- At my request, the preparer named in Part 5., , prepared this request for me based only upon information I provided or authorized.

Review and Submit: Your statement (if preparer and/or interpreter used)

I-907, Request for Premium Processing Service

- Getting Started
- About You
- Your Request
- Additional Information
- Review and Submit**

Review your request

Your request summary

Preparer statement

Preparer signature

Interpreter certification

Interpreter signature

Your statement

Your signature

Pay and submit

Requestor's statement regarding the preparer

You must read and agree to the statement below.

At my request, the preparer named in the Getting Started section of this request prepared this request for me based only upon the information I provided or authorized.

Requestor's statement regarding the interpreter

You must read and agree to the statement below.

The interpreter named in the Getting Started section of this request read to me every question and instruction on this request and my answer to every question in the language I specified in the Getting Started section, a language in which I am fluent, and I understood everything.

1. Requestor's Statement Regarding the Interpreter

- A. I can read and understand English, and I have read and understand every question and instruction on this request and my answer to every question.
- B. The interpreter named in Part 4. read to me every question and instruction on this request and my answer to every question in , a language in which I am fluent, and I understood everything.

2. Requestor's Statement Regarding the Preparer

- At my request, the preparer named in Part 5., , prepared this request for me based only upon information I provided or authorized.

Review and Submit: Your signature


I-907, Request for Premium Processing Service

- Getting Started
- About You
- Your Request
- Additional Information
- Review and Submit**

- Review your request
- Your request summary
- Preparer statement
- Preparer signature
- Interpreter certification
- Interpreter signature
- Your statement
- Your signature**
- Pay and submit

Requestor's Declaration and Certification

You must read and agree to the certification below. If you knowingly and willfully falsify or conceal a material fact or submit a false document with your request, we will reject your request without refunding the filing fee and may deny any other immigration benefit. In addition, you will face severe penalties provided by law and may be subject to criminal prosecution.



Copies of any documents I have submitted are exact photocopies of unaltered, original documents, and I understand that USCIS may require that I submit original documents to USCIS at a later date. Furthermore, I authorize the release of any information from any of my records that USCIS may need to determine my eligibility for the immigration benefit I seek.

I furthermore authorize release of information contained in this request, in supporting documents, and in my USCIS records to other entities and persons where necessary for the administration and enforcement of U.S. immigration law.

I certify, under penalty of perjury, that all of the information in my request and any document submitted with it were provided or authorized by me, that I reviewed and understand all of the information contained in, and submitted with, my request and that all of this information is complete, true, and correct.

I have read and agree to the requestor's statement

Your signature

You must provide your digital signature below by typing your full legal name. If you do not completely fill out this request, or if you do not submit the required documents listed in the Instructions, we may deny your request. We will record the date of your signature with your request.

Requestor's Declaration and Certification

Copies of any documents I have submitted are exact photocopies of unaltered, original documents, and I understand that USCIS may require that I submit original documents to USCIS at a later date. Furthermore, I authorize the release of any information from any and all of my records that USCIS may need to determine my eligibility for the immigration benefit that I seek.

I furthermore authorize release of information contained in this request, in supporting documents, and in my USCIS records, to other entities and persons where necessary for the administration and enforcement of U.S. immigration law.

Form, Part 3, Page 3 of 7

I certify, under penalty of perjury, that all of the information in my request and any document submitted with it were provided or authorized by me, that I reviewed and understand all of the information contained in, and submitted with, my request and that all of this information is complete, true, and correct.

Requestor's Signature

7. Requestor's Signature	Date of Signature (mm/dd/yyyy)
<input type="text"/>	<input type="text"/>


Form, Part 3, Page 4 of 7


Standalone Filing Only

Review and Submit: Pay and submit

I-907, Request for Premium Processing Service

Getting Started 

About You 

Your Request 

Additional Information 

Review and Submit 

Review your request

Your request summary

Preparer statement

Preparer signature

Interpreter certification

Interpreter signature

Your statement

Your signature

Pay and submit

Pay for and submit your request

The final step to submit your Form I-907, Request for Premium Processing Service is to pay the required fee.

Your request fee is: [XXXX]

The Premium Processing fee is in addition to all other applicable filing fees.

Note: We will only refund the filing fee if we do not take action on the related case within the applicable processing timeframe. Otherwise, the filing fee is not refundable.

Please refer to the instructions for the form(s) you are filing for additional information or you may call the USCIS Contact Center at 800-375-5283. For TTY (deaf or hard of hearing) 800-767-1833.



We will send you to Pay.gov — our safe, secure payment website — to pay your fees and submit your request online.

Here are the steps in the payment and submission process:

1. Provide your billing information on Pay.gov
2. Provide your credit card or U.S. bank account information
3. Submit your payment


When you have paid your fee, your request will be submitted.

Pay.gov will redirect you to a uscis.gov confirmation screen, which will include your receipt number. Please keep a copy of your receipt number for your records. You can track the status of your request through your USCIS online account.

[Pay and submit](#)

Standalone Filing Only: Submission confirmation

An official website of the United States government [Here's how you know](#) ▾

 U.S. Citizenship and Immigration Services

[My Account](#) ▾ | [Resources](#) ▾ | [Sign Out](#)


You have successfully submitted your I-907

We will contact you if we have any questions or need additional information. You can track the status of your request through your USCIS online account.

[Go to my cases](#)


[Return to top](#)

[Topics](#) | [Contact Us](#) | [Citizenship](#) | [Schedule An Appointment](#) | [Find A Doctor](#) | [Find A Class](#)


 U.S. Citizenship and Immigration Services

[f](#) [t](#) [in](#) [@](#) [v](#) [✉](#)

[Contact USCIS](#)

 USCIS.gov
An official website of the U.S. Department of Homeland Security

[About USCIS](#) | [Freedom of Information Act](#) | [Office of the Inspector General](#)
[Accessibility](#) | [No FEAR Act Data](#) | [The White House](#)
[Budget and Performance](#) | [Privacy and Legal Disclaimers](#) | [USA.gov](#)
[DHS Components](#) | [Site Map](#)

 National Terrorism Advisory System
NTAS
NATIONAL TERRORISM ADVISORY SYSTEM
ACTIVE BULLETIN
READ MORE
[Put this widget on your web page](#)

Concurrent Filing


Concurrent Filing (I-765 + I-907)

File a Form

Select the form you want to file online. Once you start, we will automatically save your information for 30 days, or from the last time you worked on the form.

Fee waiver: If you are requesting a fee waiver, you cannot file online. You must file a paper version of both the Form I-912, Request for Fee Waiver and the form for the specific benefit you are requesting. You can review the fee waiver guidance at www.uscis.gov/feewaiver.

Select the form you want to file online.

I-765, Application for Employment Authorization 

Use this form to request employment authorization and an Employment Authorization Document (EAD) if your immigration status allows you to work in the United States.

▲ Note: You may apply online if your eligibility category is:

- (a)(12) - Temporary Protected Status (You are submitting an initial Form I-821 or you have an approved Form I-821);
- (c)(3)(A) - F-1 student, pre-completion OPT;
- (c)(3)(B) - F-1 student, post-completion OPT;
- (c)(3)(C) - F-1 student, 24-month extension for STEM students (students holding a degree in science, technology, engineering, or mathematics);
- (c)(8) - Applicants for Asylum under the ABC Settlement Agreement;
- (c)(8) - Application for Employment Authorization Based on Pending Form I-589, Application for Asylum or for Withholding of Removal;
- (c)(11) - Parole;
- (c)(19) - Temporary Protected Status (You have a pending Form I-821); or
- (c)(33) - Consideration of Deferred Action for Childhood Arrivals (DACA) (You must have a pending or approved Form I-821D in order to file Form I-765).

All other applicants must submit a paper [Form I-765](#).

Concurrent filing available

You can file Form I-907, Request for Premium Processing Service, if you are filing under one of the eligible categories.

If you request premium processing, we will present Form I-907 for you to complete after you sign Form I-765. This will allow you to pay for and submit both forms at the same time.

Start form

When I-765 + I-907 concurrent filing becomes available, this language will appear on the File a Form page when Form I-765 is selected.

Concurrent Filing (I-765 + I-907)

I-765, Application For Employment Authorization

Certain foreign nationals who are in the United States may file Form I-765, Application for Employment Authorization, to request employment authorization and an Employment Authorization Document (EAD). Other foreign nationals whose immigration status authorizes them to work in the United States without restrictions may also use Form I-765 to apply to U.S. Citizenship and Immigration Services (USCIS) for an EAD that shows such authorization.

Foreign nationals may also apply for a Social Security number and card on Form I-765.

If you are a lawful permanent resident, a conditional permanent resident, or a nonimmigrant only authorized for employment with a specific employer under 8 CFR 274a.12(b), do **not** use Form I-765.

Learn more about [employment authorization](#).

✓ Before You Start Your Application

Eligibility

You may apply online if your eligibility category is:

- (a)(12) - Temporary Protected Status (You are submitting an initial Form I-821 or you have an approved Form I-821);
- (c)(3)(A) - F-1 student, pre-completion OPT;
- (c)(3)(B) - F-1 student, post-completion OPT;
- (c)(3)(C) - F-1 student, 24-month extension for STEM students (students holding a degree in science, technology, engineering, or mathematics);
- (c)(8) - Applicants for Asylum under the ABC Settlement Agreement;
- (c)(8) - Application for Employment Authorization Based on Pending Form I-589, Application for Asylum or for Withholding of Removal;
- (c)(9) - Pending adjustment of status under Section 245 of the Act;
- (c)(11) - Parole;
- (c)(19) - Temporary Protected Status (You have a pending Form I-821); or
- (c)(33) - Consideration of Deferred Action for Childhood Arrivals (DACA).

All other applicants must submit a paper [Form I-765](#).

Note: You can file Form I-907, Request for Premium Processing Service, if you are filing under one of the eligible categories. If you request premium processing, we will present Form I-907 for you to complete after you sign Form I-765. This will allow you to pay for and submit both forms at the same time.

Information about concurrent filing of Form I-907 will also appear on the first Overview page for Form I-765. The same language will show for the Form I-539 when it is released.

Concurrent Filing (I-765 + I-907)

I-765, Application for Employment Authorization

Getting Started ^

Basis of eligibility

Reason for applying

Preparer and interpreter information

About You v

Evidence v

Additional Information v

Review and Submit v

What is your eligibility category?

⚠ You can file your request online only for certain eligibility categories
If your eligibility category does not appear on the drop-down list, you must file a paper [Form I-765](#). If you submit online and are not eligible for one of the listed categories, your application may be denied.

(c)(3)(B) Student Post-Completion OPT v

Would you like to request Premium Processing Service?

Premium Processing Service guarantees that USCIS will take one of several possible actions (issue an approval notice, a denial notice, a notice of intent to deny, or a request for evidence) on your Form I-765 within 30 days.

The fee for Premium Processing Service for Form I-765 is \$1,500.

If you request premium processing, you will be asked to complete Form I-907 after you sign your Form I-765. You will then be able to pay for and submit both forms at the same time.

- Yes
- No

i Form I-765 and Form I-907 will be submitted together. After you sign Form I-765, the form will be locked. You will not be able to make any changes to the form once it is locked. You will immediately be directed to Form I-907 and will be able to pay for and submit both forms after you provide your signatures.

Back

Next

If the applicant/rep selects an eligible I-765 eligibility category or an eligible I-539 nonimmigrant classification, then they will be asked whether they would like to request Premium Processing Service.

This question will not appear if a non-eligible eligibility category or nonimmigrant classification is selected.

Concurrent Filing Only

Review and Submit: Finish and continue to pay and submit

I-907, Request for Premium Processing Service

Getting Started ▼

About You ▼

Your Request ▼

Additional Information ▼

Review and Submit ▲

Review your request

Your request summary

Preparer statement

Preparer signature

Interpreter certification

Interpreter signature

Your statement

Your signature

Finish and continue to pay and submit

Pay and submit

Finish and continue to pay and submit

By finishing this form, your Form I-907 will be locked and no further changes can be made. Please make sure that the information on your Form I-907 is complete and accurate before continuing. If you need to make any edits after finishing, you will need to create both a new Form I-765 and a new Form I-907.


Next, you will continue to the pay and submit page where you can pay for and submit both your Form I-765 and Form I-907 at the same time.


[Back](#) [Continue](#)


Concurrent Filing - Representative Account


Review and Submit: Finish I-907 and continue to G-28


I-907, Request for Premium Processing Service

Getting Started 

About You 

Your Request 

Additional Information 

Review and Submit 

Review your request

Your request summary

Preparer statement

Preparer signature

Interpreter certification

Interpreter signature

Your statement

Your signature

Finish and continue G-28

Finish the I-907 and continue to the G-28

By finishing this form, your Form I-907 will be locked and no further changes can be made. Please make sure that the information on your Form I-907 is complete and accurate before continuing. If you need to make any edits after finishing, you will need to create both a new Form I-765 and a new Form I-907.

We will prepare a draft Form I-765 and Form I-907 for your client to review and sign. If your client does not approve the information provided in the Form I-765 or Form I-907, you will need to edit the information in the form, and resubmit it for your client's review.

Next, you will continue to the G-28. When you submit the G-28, we will give you a passcode for your client to add you as his or her representative in his or her USCSIS online account. Once you are added, your client will have access to review the following drafts:

- I-765, Application for Employment Authorization
- I-907, Request for Premium Processing Service
- G-28, Notice of Entry of Appearance as Attorney or Accredited Representative

[Back](#) [Continue](#)

The appropriate form number and title will be reflected. I-765 is the first form that will be available. I-539 will follow.

Concurrent Filing Only

Review and Submit: Pay and submit

Pay for and submit your request

The final step to submit your I-765, Application for Employment Authorization and your I-907, Request for Premium Processing Service is to pay the required fee.

Refund policy: By continuing this transaction, you agree that you are paying for a government service and that the filing fee, biometric services fee and all related financial transactions are final and not refundable, regardless of any action USCIS takes on an application, petition or request, or how long USCIS takes to reach a decision. You must submit all fees in the exact amounts.

Note: We will only refund the Form I-907 filing fee if we do not take action on the related case within the applicable processing timeframe. Otherwise, the filing fee is not refundable, regardless of any action USCIS takes on this request.

Please refer to the instructions for the form(s) you are filing for additional information or you may call the USCIS Contact Center at 800-375-5283. For TTY (deaf or hard of hearing) 800-767-1833.

Category	Amount
Form I-765	[\$XXXX]
Form I-907	[\$XXXX]
Biometrics	[\$XXXX]
Your total application fee is:	[\$XXXX]



We will send you to Pay.gov — our safe, secure payment website — to pay your fees and submit your request online.

Here are the steps in the payment and submission process:

1. Provide your billing information on Pay.gov
2. Provide your credit card or U.S. bank account information
3. Submit your payment

When you have paid your fee, your request will be submitted.


Pay.gov will redirect you to a uscis.gov confirmation screen, which will include your receipt number. Please keep a copy of your receipt number for your records. You can track the status of your request through your USCIS online account.

Pay and submit

The appropriate form number and title will be displayed. I-765 is the first form that will be available. The I-539 will follow.

Concurrent Filing Only: Submission confirmation

An official website of the United States government [Here's how you know](#) ▾

 U.S. Citizenship and Immigration Services

[My Account](#) ▾ [Resources](#) ▾ | [Sign Out](#)


You have successfully submitted your Application for Employment Authorization (I-765) and Request for Premium Processing Service (I-907)

We will contact you if we have any questions or need additional information. You can track the status of your request through your USCIS online account.

[Go to my cases](#)


[Return to top](#)

[Topics](#) [Contact Us](#) [Citizenship](#) [Schedule An Appointment](#) [Find A Doctor](#) [Find A Class](#)


 U.S. Citizenship and Immigration Services

[f](#) [t](#) [in](#) [ig](#) [yt](#) [envelope](#)

[Contact USCIS](#)

 USCIS.gov
An official website of the U.S. Department of Homeland Security

About USCIS	Freedom of Information Act	Office of the Inspector General
Accessibility	No FEAR Act Data	The White House
Budget and Performance	Privacy and Legal Disclaimers	USA.gov
DHS Components	Site Map	

 National Terrorism Advisory System
NTAS
NATIONAL TERRORISM ADVISORY SYSTEM
ACTIVE BULLETIN
READ MORE
[Put this widget on your web page](#)

The appropriate form number and title will be reflected. I-765 is the first form that will be available.

End