



PEER REVIEWER APPLICATION INSTRUCTIONS

IMPORTANT NOTICE

These application instructions conform to the Corporation for National and Community Service's (CNCS's) online grant management system, eGrants. The eGrants system is designed to serve CNCS's applicants and grantees.

Public Burden Statement: The Paperwork Reduction Act of 1995 requires CNCS to inform all potential persons who are to respond to this collection of information that such persons are not required to respond unless it displays a currently valid OMB control number. (See 5 CFR 1320.5(b)(2)(i)).

Time Burden: The time required to complete this collection of information is estimated to average 40 minutes per applicant, including the time to review instructions; gather the data needed; and complete and review the information collection.

Use of Information: The information collected constitutes an application to CNCS to serve as a grant reviewer or panel coordinator. CNCS reviews each application, determines the applicant's eligibility, and selects peer reviewers and panel coordinator based on criteria for reviewers identified for each program.

Effects of Non-Disclosure: Providing this information is voluntary; however, failure to provide the information would not allow CNCS to assess the applicant's request. Therefore it would not be possible to consider selecting the applicant to become a peer reviewer or panel coordinator.

Public Comments: Comments on the burden or content of this instrument may be sent to the Corporation for National and Community Service, Attn: Vielka Garibaldi, 1201 New York Avenue, N.W. Washington, D.C. 20525.

Privacy Act: Information provided for this collection may be shared with federal, state, and local agencies for law enforcement purposes.

OMB Control #: 3045-0090
Expiration Date: 9/30/2013

Table of Content

Important Notice	
2	
Peer Reviewer Application Instructions	4
Overview	4
Starting the Application Process.....	5
Login Information	7
Personal Profile	8
Contact Information	9
Education/Job History	11
Area of Expertise	13
Affiliations	16
Review and Submit	17
Technical Difficulties	19

Peer Reviewer Application Instructions

Overview

Please use the following applications instructions and form if you are a peer review or panel coordinator applicant. CNCS uses this information in selecting peer reviewers and panel coordinators. We also use this information to create grant application review panels.

You must submit your application via eGrants, CNCS's integrated, secure, web-based system for applications. Applications submitted by fax or email will not be accepted. We suggest you have your resume available electronically to copy and paste into the electronic application. Once your application is submitted, we will review the information and determine if your experiences align with a specific review.

Reviewers should have experience as one or more of the following: practitioners, educators, administrator/manager, analyst, researcher, evaluator, or volunteer. Reviewers should demonstrate expertise in one or more of the following areas: volunteer management, education, literacy and tutoring, human services, nonprofit management, homeland security, public safety, environment, senior service, or national service. Reviewers and coordinators are selected based upon these criteria, their experience, content area expertise and familiarity with national service.

The application process and form contains six areas for you to complete. These are: Login Information, Personal Profile, Contact Information, Education/Job History, Expertise, and Affiliations.

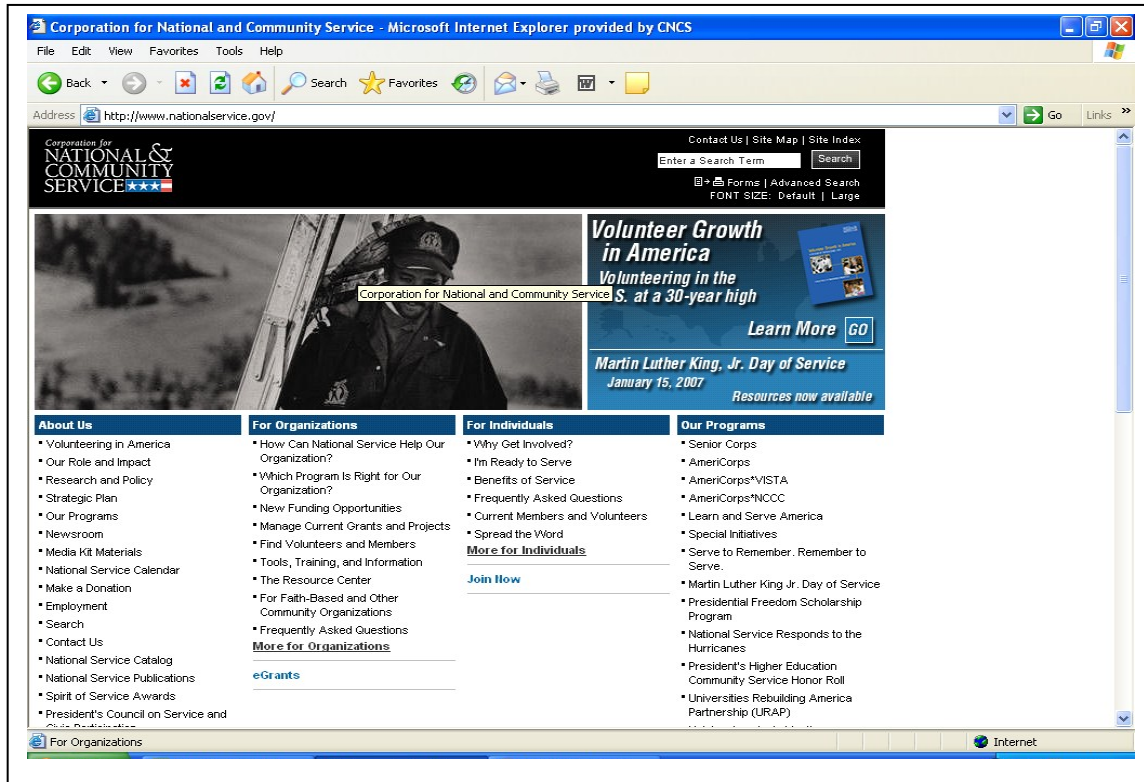
In order to submit your application, access eGrants through the website: <http://www.nationalservice.gov> and follow the eGrants link. Application instructions are available by contacting CNCS at 202-606-6886. The system will ask you to create an account with a username and password. This will allow you to revisit the application to make edits, or to update your information and resubmit when it changes.

Note: if you experience difficulty in completing the application, you may contact the National Service Hotline at 800-942-2677 or send a message by pasting the URL into your browser: https://questions.nationalservice.gov/app/ask_eg. National Service Hotline hours are Monday through Thursday: 9:00 a.m. to 7:00 p.m. ET (closed on Federal Holidays). Please identify yourself as a peer reviewer applicant and be prepared to provide your Username if you have already created one.

Peer Reviewer Application Instructions

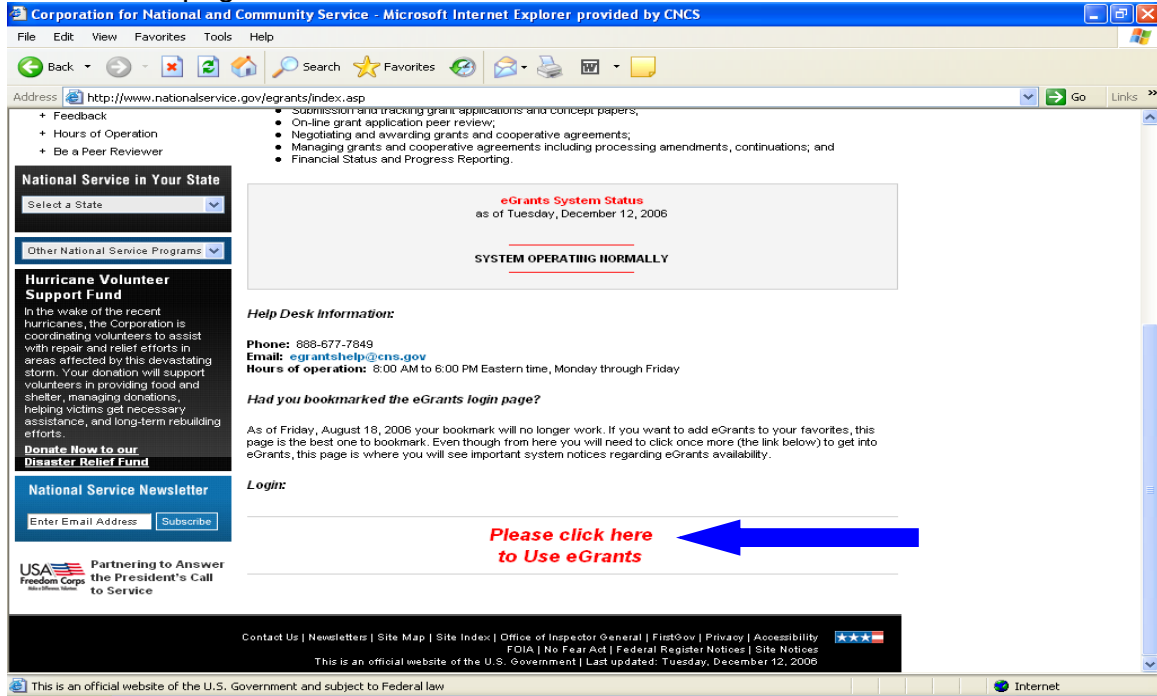
Starting the Application Process

Access eGrants through the website <http://www.nationalservice.gov> and click on **"eGrants"** or follow this link: <https://egrants.cns.gov/espan/main/login.jsp> to start the application process (if this does not work, copy and paste the link into your browser's address box.)

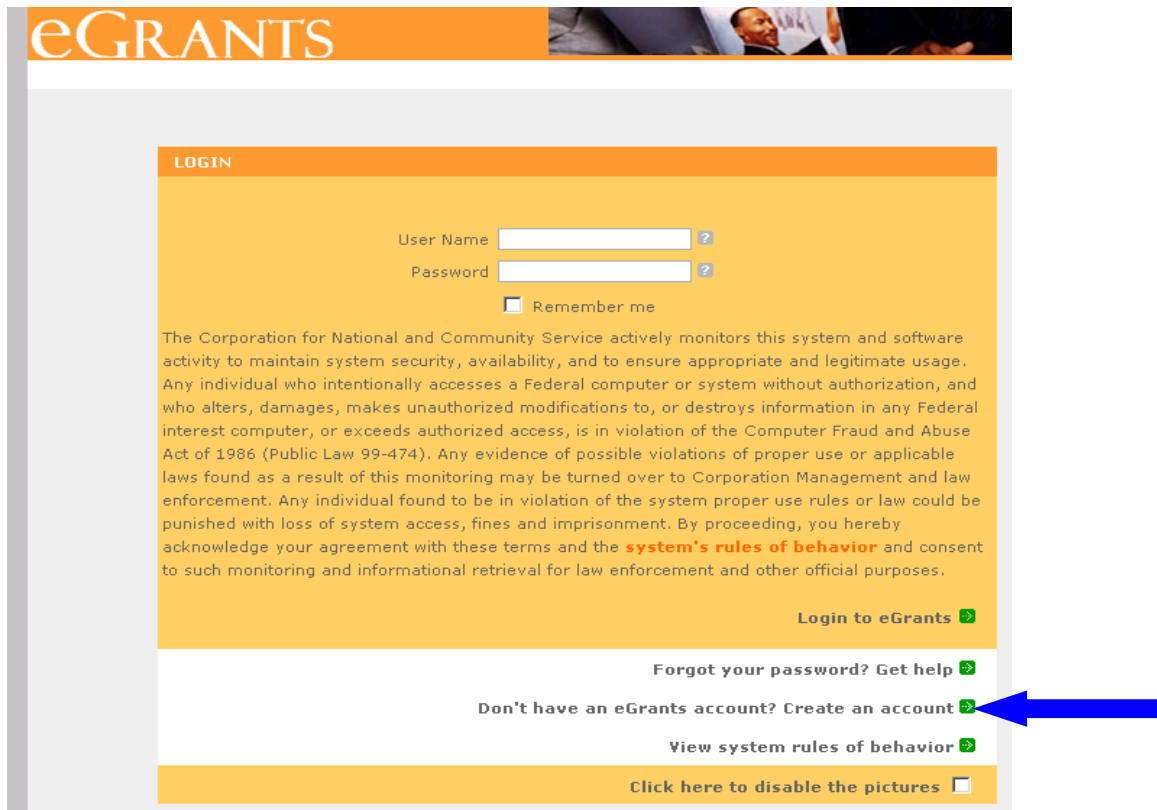


Peer Reviewer Application Instructions

On the next page, click on **“Please click here to Use eGrants”**:

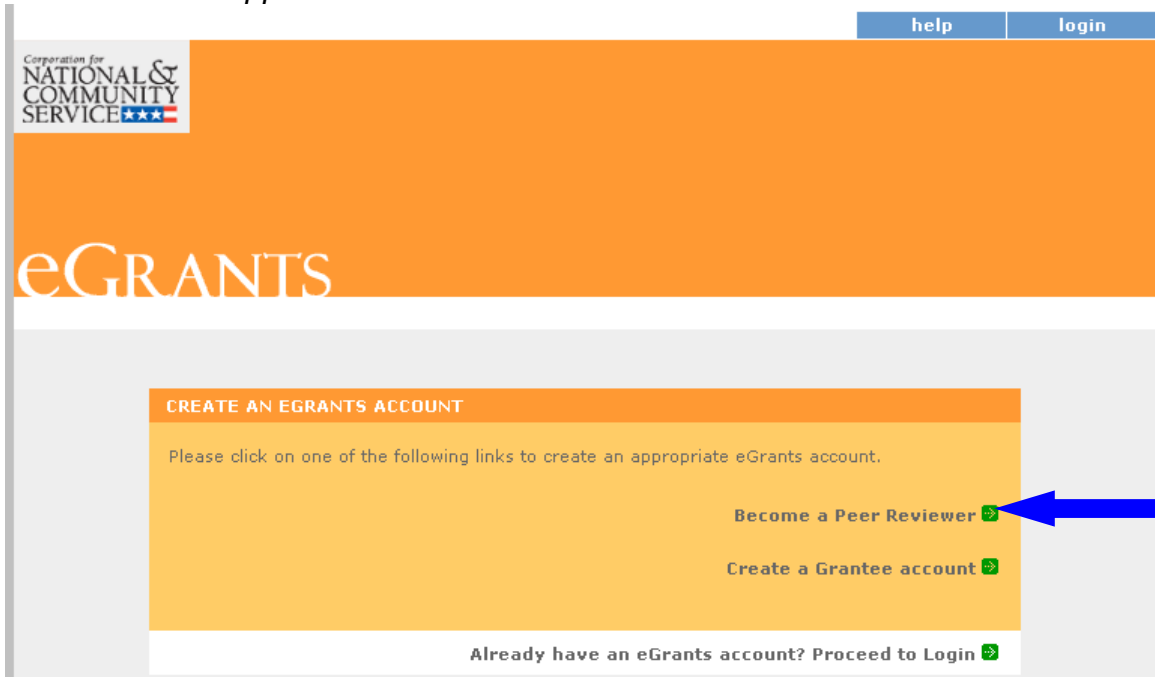


If you do not have an account, click on **“Don't have an eGrants account? Create an account”**.

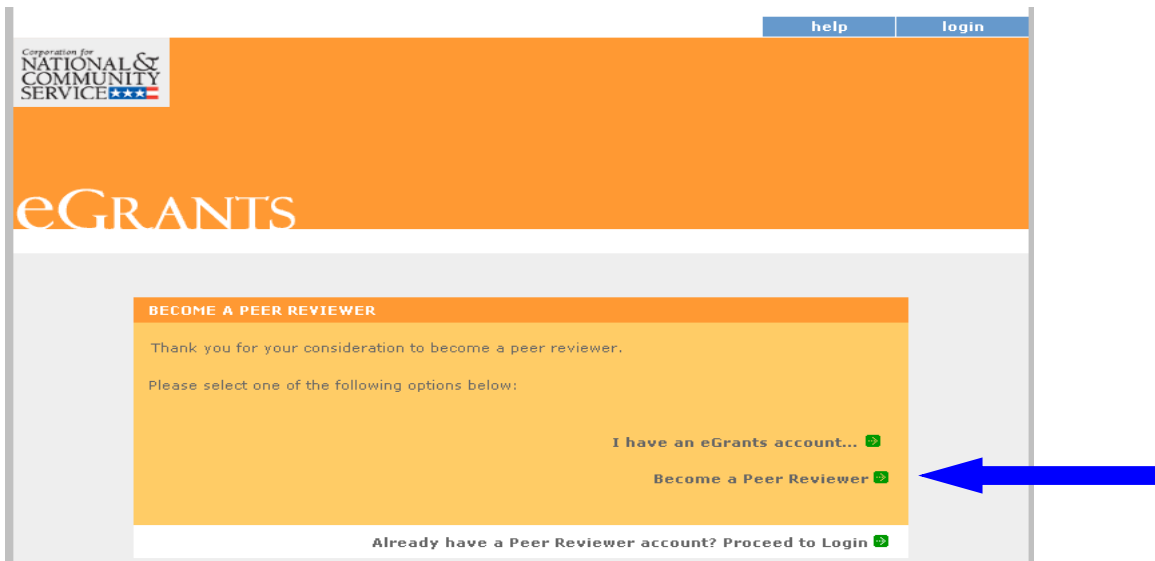


Click on **“Become a Peer Reviewer”**.

Peer Reviewer Application Instructions



Click on "Become a Peer Reviewer" again and enter your login information.



Login Information

Enter your login information. All questions marked with asterisk (*) are required to be answered. Create your own User Name and Password. The Password must be at least thirteen (13) characters in length, must include at least one (1) number, but may not begin with a number, cannot contain any part of your account name, and cannot contain any word from the English language. Note that a valid email address is required in order to complete the application).

The screenshot shows a web application interface for becoming a peer reviewer. The page has a header with 'Welcome Guest' and 'Become a Peer Reviewer'. A navigation menu on the left includes 'Login Information', 'Personal Profile', 'Contact Information', 'Education/Job History', 'Affiliations/Publications', and 'Review and Submit'. The main content area is titled 'Login Information' and contains the following fields:

- Prefix: select a prefix ... (dropdown menu)
- * First Name: (text input)
- Middle Name: (text input)
- * Last Name: (text input)
- Suffix: (text input)
- * User Name: (text input) (ex: rsmith, rsmith2004)
- * New Password: (text input)
- * Retype New Password: (text input)
- * Password Question: Choose Password Question ... (dropdown menu)
- * Password Answer: (text input)
- * Email: (text input)
- * Retype e-mail: (text input)

At the bottom of the form, there are 'cancel', 'save', and 'next' buttons. A footer at the very bottom of the page reads '508 Approved | Contact Help Desk | enable the pictures'.

Peer Reviewer Application Instructions

Personal Profile

Please enter your personal profile information. If you were “Referred to eGrants” by another person, announcement, or ad, please let us know. Include any special accommodations you may require as a peer reviewer. When the information is complete, click **save** and then click on the **next** button to take you to **Contact Information**.

Your social security number can only be entered when you are assigned to a grant application review. Once you are assigned to a review, the field will become operative, and then you will need to enter that information to receive payment from CNCS.

The screenshot shows a web application interface for becoming a peer reviewer. The main heading is "Become a Peer Reviewer". On the left, there is a navigation menu with options: "Welcome Rne" (12/21/2006, 4:33 PM, EST), "Welcome J", "Create New Profile Menu", "Login Information", "Personal Profile" (selected), "Contact Information", "Education/Job History", "Affiliations/Publications", and "Review and Submit". The main content area is titled "Personal Profile" and contains the instruction: "Please enter your personal profile information." The form fields are: "Gender:" with a dropdown menu "Choose a Gender ..."; "SSN:" with three input boxes separated by dashes; "Date of Birth:" with dropdowns for "Month", "Day", and "Year..."; "Ethnicity Type:" with a dropdown menu "Choose Ethnicity Type ..."; "Race Type:" with a label "Please check all that apply ..." and five checkboxes: "American Indian/Alaskan", "Asian", "Black/African American", "Hawaii/Pacific Islander", and "White (non-Hispanic)"; "How did you hear about this peer review opportunity?" with a text input field; and "Special Accommodations: (Max. 250 chars)" with a text area. At the bottom right, there are three buttons: "back", "save", and "next". A blue arrow points to the "next" button. At the bottom left, there is a link "back | Contact Help Desk".

Peer Reviewer Application Instructions

Contact Information

Enter your Address Information. At least one complete address is required. The four-digit extension of the zip code and additional addresses are optional.

We are asking for alternate addresses in the event we have to send you something on short notice by Federal Express. The Address Types are: Mail where you want Corporation Correspondence sent. This includes the street and/or P.O. Box. Federal Express will not deliver to a P.O. Box. Include a non-P.O. Box address where Federal Express packages can be delivered. Saturday Delivery is the address we use if you want overnight packages delivered on a Saturday. This cannot be a P.O. Box address. Under Address Location, indicate if this is the address where you are during the day, during the evening, or other time. Click the radio button labeled “**Preferred Address?**” if this is where you want CNCS correspondence sent. Check the box for “**Overnight Address?**” if the address can be used for overnight deliveries. Click on “**Add additional addresses**” to enter additional addresses. For example, your Federal Express address is different from your mailing address.

Make sure you fill in all of the fields with the red asterisks (*). These are required fields and must be entered before advancing to the next page. Do not forget to click “Save” before you advance to the next page.

Welcome 3 Become a Peer Reviewer

Create New Profile Menu

- Login Information
- Personal Profile
- Contact Information**
- Education/Job History
- Affiliations/Publications
- Review and Submit

back save next

Contact Information

ADDRESS (new) 1:

* Street Address 1:

Street Address 2:

* City:

* State: Choose Your State ...

* Zipcode: -

* Address Type: Choose Address Type ...

Address Location: Choose Address Location ...

Preferred Address?:

Overnight Delivery?:

* Daytime Phone: . . ext.

Evening Phone: . .

Fax: . .

Cell: . .

Add additional addresses

Education/Job History

Select your highest level of education. Once you have selected your highest level of education, you can paste education experiences as well as job related information copied from your resume by clicking on the “**add a new**” link and filling in the boxes on that page. Please identify all the experience that is relevant to reviewing national service applications. Complete as many boxes as you think will adequately represent your relevant experience. You should include positions as far back as you feel is relevant, however, please complete the boxes in chronological order beginning from most recent and ending with furthest back. Leave *End Date* blank if this is your current job or school. We will only place Reviewers on panels if relevant experience is identified in your resume.

These experiences can be professional or volunteer, but please list the amount of time and the highest position you held in each one. Please devote at least one box to your formal education or certifications.

The screenshot shows a web application interface for becoming a peer reviewer. On the left is a navigation menu with the following items: 'Welcome J', 'Create New Profile Menu', 'Login Information', 'Personal Profile', 'Contact Information', 'Education/Job History' (highlighted with an orange arrow), 'Affiliations/Publications', and 'Review and Submit'. The main content area is titled 'Become a Peer Reviewer' and includes navigation buttons for 'back', 'save', and 'next'. A section titled 'Please select your highest level of education. ?' contains a list of radio button options: 'High School diploma or GED', 'Some college', 'Vocational or Associate degree', 'College degree', 'Some graduate education', 'Graduate degree' (which is selected), and 'None of the above'. Below this is a section titled 'List of Education/Job History' with instructions to update information by clicking 'add a new' or 'edit'. A blue arrow points to the 'add a new' button. At the bottom left, there is footer text: '508 Approved | Contact Help Desk | enable the pictures' and 'Release version: 5.4.2'. At the bottom right, there are 'back', 'save', and 'next' navigation buttons.

Peer Reviewer Application Instructions

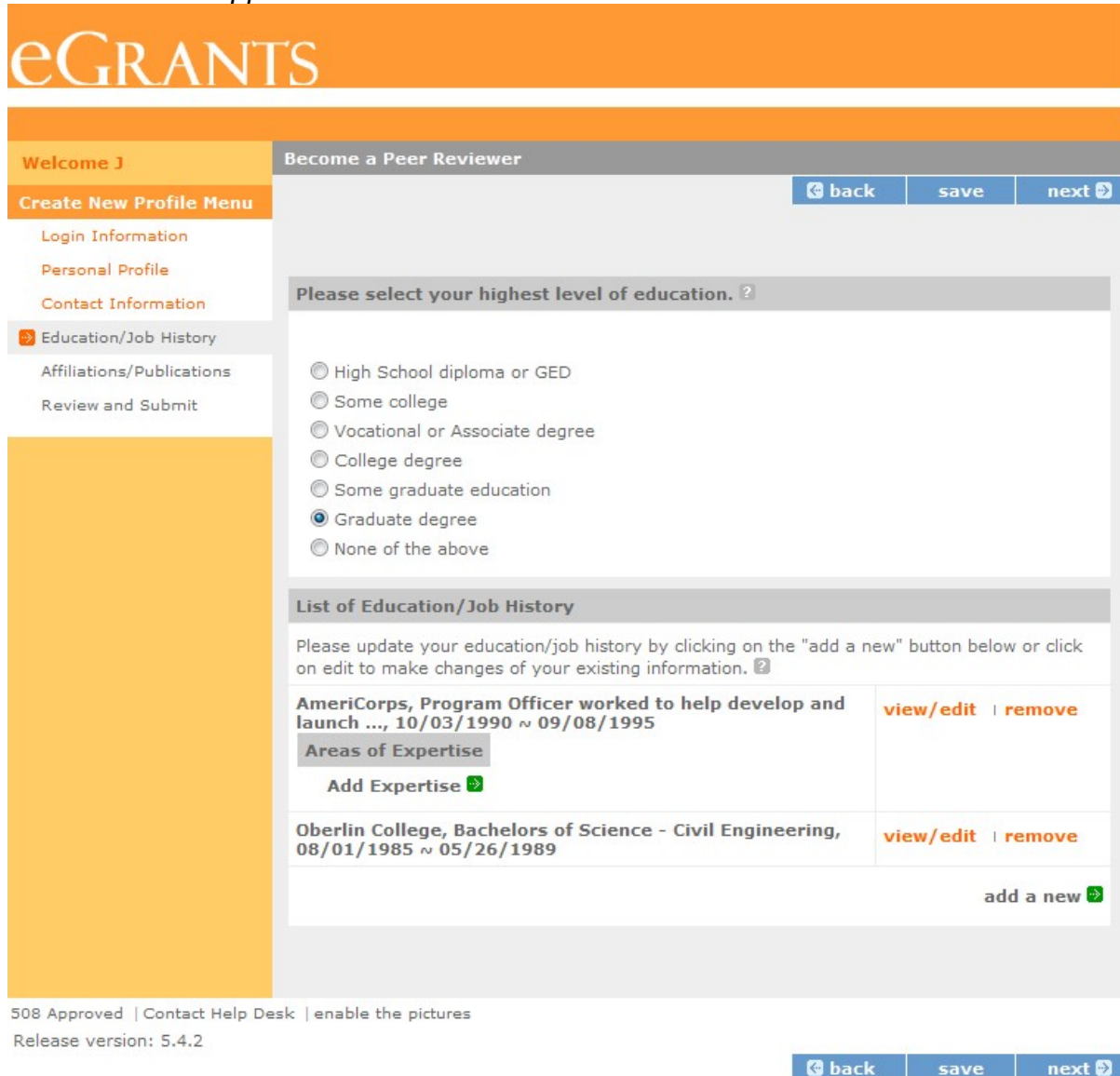
Please provide a brief narrative of your duties and responsibilities for each entry made for employment, and the degree or field of study for each college listed.

Select the **Organization Type** from the drop-down menu that most closely corresponds. After completing, click on **Submit**. You may add as many job/education positions as you wish, by clicking the **add a new** button. Do not forget to click “**Save**” before you advance to the next page.

To edit a particular Education or Job description, click on **view/edit** and change the details.

The screenshot shows a web form titled "Education/Job History" within a "Become a Peer Reviewer" application. The form has a header bar with "cancel" and "save & close" buttons. Below the header, there are radio buttons for "Education" and "Job". The form includes fields for "Start Date" and "End Date", each with dropdown menus for Month, Day, and Year. There is a text input field for "College/Employer" and a dropdown menu for "Organization Type" with the text "Select an Organization Type ...". A large text area for "Area(s) of study/Degree/Job Description (Max: 4000 chars)" is at the bottom. The form also has "cancel" and "save & close" buttons at the bottom right.

Once you have pressed “**save and close**”, you will see the position listed in the screen below.



When you click on the **“Add Expertise”** link, the following screen will popup allowing you to enter up to four areas of expertise associated with that position. You can only add expertise to a Job; you will not be able to add expertise to Education degrees.

Area of Expertise

For each job or experience, please select the top four areas of expertise you gained during this job or experience. The list of expertise is based on the Category you selected and is available in drop down box.

Below is the expertise screen that will associate an expertise with a job position. You can view the full list of expertise options by clicking on the link.

Peer Reviewer Application Instructions

Be sure to include specific job responsibilities (not just job titles). Please identify those responsibilities related to the Area of Expertise. You will have the opportunity to add up to four expertise areas to any one position. We use the expertise areas to match up potential reviewers with appropriate competitions. If you have a job position that covers a wide variety of areas, e.g. “consultant”, please identify specific long term projects that you worked on and break those out into stand-alone jobs to assign expertise.

The screenshot shows a web form titled "Become a Peer Reviewer" with a sub-section "Expertise History". At the top right of the form are "cancel" and "save & close" buttons. Below the title is a link: "Click here to view all possible Expertise". The "Job Information" section contains: "Employer: Norse", "03/05/1984 ~ 07/20/1992", and "Job Description: .". The "Select Area of Expertise" section has four dropdown menus: "Category: Select a Category ...", "Expertise: Select Expertise ...", "Years as a Professional: None", and "Years as a Volunteer: None". At the bottom right of the form are "cancel" and "save & close" buttons.

From the drop down menu, please select the Category of expertise associated with each job or position. These include: Education, Human Services, Environment, Management, Public Safety, CNCS Programs, Other, Specialized Areas and Facilitator/Reviewer. You will then choose the specific Expertise associated with that job or experience. And select whether the expertise was gained when you worked in a Professional position or a volunteer position. You will be able to add up to four Expertise to any job/experience. Do not forget to click “**Save & Close**” when you have finished adding jobs/experience.

Below is the list of expertise that you have to select from in each drop down menu.

Specialized Areas

1. Senior Service
2. Faith-Based
3. Military Service
4. Veteran’s Support Services
5. Senior Citizen Programming
6. Tribal Programming

1. Adult Education & Literacy
2. After School Programs
3. Civic Education
4. Community-Based
5. Computer Literacy
6. Education (Higher Ed)
7. Education (K-12)
8. Elementary Education

Education

Peer Reviewer Application Instructions

9. Faculty/Teacher professional development
10. Federal Work Study
11. Head Start/School Preparedness
12. Professional Education
13. Secondary Education
14. Service-Learning
15. Special Education
16. Tutoring & Child Literacy – Elementary
17. Tutoring & Child Literacy – High School
18. Tutoring & Child Literacy – Middle School

Human Services

1. Asset Development/Microenterprise/IDA/Home Ownership
2. Collaboration/Partnership Development
3. Community Revitalization
4. Delivery of Health Services
5. Disabilities
6. HIV/AIDS
7. Health Education
8. Health and Human Services
9. Homelessness
10. Housing Rehabilitation/Construction
11. Mental Health
12. Mental Retardation
13. Mentoring
14. Public Health
15. Substance Abuse
16. Workforce Development and Training
17. Youth Development/Leadership
18. Youth Programming

Public Safety

1. Community Policing/Neighborhood Watch
2. Conflict Resolution/Mediation
3. Safety/Fire Prevention/Accident Prevention
4. Victim/Witness Assistance
5. Homeland Security
6. Public Safety
7. Disaster Preparedness
8. Disaster Mitigation/Response/Recovery

Environment

1. Community Restoration/Clean Up
2. Clean Energy Experience

3. Energy Conservation
4. Natural Resources Management
5. Waste Reduction/Management/Recycling
6. Wildlife, Land, Vegetation Protection/Restoration

Management

1. Business Management
2. Capacity-Building/Sustainability
3. Evaluation
4. Nonprofit Management
5. Performance Measurement/Accountability
6. Program Management
7. Public Administration
8. Volunteer Recruitment and Management

Other

1. Youth Participant
2. Service Practitioner
3. National Policy

CNCS Programs

1. Collaborated or partnered with one or more service programs
2. Managed a service program funded by CNCS
3. Managed a service program funded by a non-governmental organization
4. Managed a service program funded by a state or local government agency
5. Managed a service-learning program
6. Participated in a service or service-learning program

Facilitator/Reviewer

1. CNCS Peer Review
2. Experience as a facilitator of small groups
3. Experience as facilitator synthesizing reviewer comments on proposals
4. Peer reviewer for a private foundation
5. Peer reviewer for a state or municipal agency
6. Peer reviewer for another federal agency
7. Staff reviewer (i.e. Program Officer) for a grant making organization

Peer Reviewer Application Instructions

Affiliations

Please enter any organizations that you are affiliated with but have not worked for or that are not included in your Education/Job History page. Please enter any publications you have contributed to in this screen as well. These may include serving as a board member, places you have volunteered, articles or books you have contributed to, etc. Add your affiliations information by clicking on the “Add a new affiliation” link. This will open the page below:

Become a Peer Reviewer

Affiliations/Publication

cancel save & close

1. Name of the organization with which you are affiliated... ?
-or-
Title of the publication with which you are affiliated...

2. Position/Relationship (Employee, Board Member, General Member, etc.):
-or-
Role in Publication (Editor, Author, Contributor, etc.)...

For **Affiliations** only...

3. If the above organization receives or has received support from CNCS, Please tell us through which program by clicking on the "Select a CNCS program" link. You may add as many CNCS programs by clicking on the "Select a CNCS program" link. ?

Select a CNCS program ?

cancel save & close

If you are aware that an organization you are affiliated with received Corporation funds, complete the second question.

Peer Reviewer Application Instructions


Become a Peer Reviewer

Affiliations cancel save & close

1. Name of the organization with which you are affiliated... [?](#)

2. If the above organization receives or has received support from CNCS, Please tell us through which program by clicking on the "Select a CNCS program" link. You may add as many CNCS programs by clicking on the "Select a CNCS program" link. [?](#)

508 Approved | [Report a Bug](#) cancel save & close



Review and Submit

Please review and edit all of the information that you entered. You can view a printout of your profile by clicking the button at the top of the page. If you are satisfied with what you have entered, click on the "submit" button.

Welcome Simone **Become a Peer Reviewer**

Create New Profile Menu To see a printout of your Reviewer Profile click here. back submit

[Login Information](#)

[Personal Profile](#)

[Contact Information](#)

[Education/Job History](#)

[Affiliations/Publications](#)

Review and Submit

Please edit/review and submit your information

Please review your information and click on the "edit" to make any changes.

Login Information: edit

Username: sday1973
Password Question: First name of your oldest sibling
Answer: Ralph
Email: jprentice@cns.gov

Personal Profile: edit

Name:
SSN: ..
Birthdate: 07/15/1973
Ethnicity Type:
Referred by:

Contact Information: edit

Address 1: 5493 Easy St, Livingville, ND 98784
Address Type: Mail
Address Location: Day
Daytime Phone: (478) 547-5788

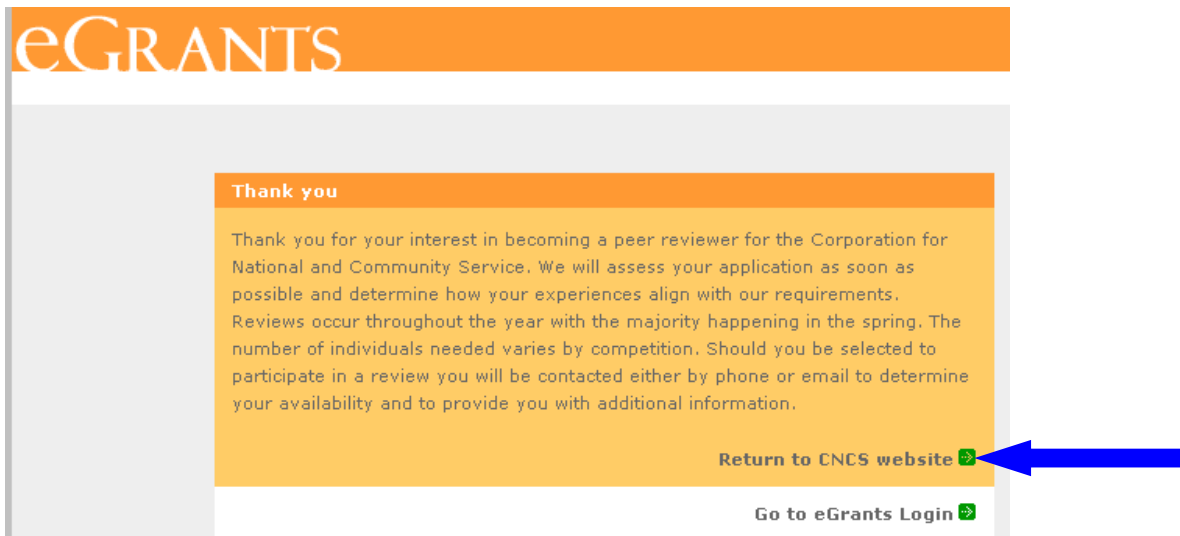
Education/Job History: edit

More College, ., 09/09/1991 ~ 05/13/1995

Affiliations/Publications: edit

Peer Reviewer Application Instructions

As soon as you submit your applications you will receive a thank you note. “Thank you for your interest in becoming a peer reviewer for The Corporation for National and Community Service....” We look forward to working with you.



Technical Difficulties

If you experience difficulty in completing the application, you may contact the National Service Hotline at 800-942-2677 or send a message by pasting the URL into your browser: https://questions.nationalservice.gov/app/ask_eg. National Service Hotline hours are Monday through Thursday: 9:00 a.m. to 7:00 p.m. ET (closed on Federal Holidays). Please identify yourself as a peer reviewer applicant and be prepared to provide your Username if you have already created one.