

Appendix V. FPRS Screenshots

FNS- 152, FNS-153, and FNS- 668

FNS- 44, FNS-10, FNS-191 and FNS-292

Attachment 20- FNS-152 FPRS Screen Shot

Participation		Commodity		Remarks					
Commodity									
Commodity Name (Pack Size)	Code	Amount on Hand First of Month (9a)	Amount Received (9b)	Amount Redonated In (9c)	Total Amount Available During Month (9a)+(9b)+(9c)= (9d)	Amount Issued (10a)	Amount Redonated Out (10b)	Amount Us Nutritio Education	
Hominy Canned (#300 Can)	A052	1,794							
Hominy Can-24/300	100904								
Veg Mix 300 (#300 Can)	A057	2,545							
Veg Mix Can-24/300	100320								
Beans Green 300 (#300 Can)	A059	2,656							
Beans Green Can-24/300	100306								
Corn Kernel 300 (#300 Can)	A119	2,604							
Corn Whole Kernel Can-24/300	100311								
Corn Cream 300 (#300 Can)	A122	1,603							
Corn Cream Style Can-24/300	100310								
Peas 300 (#300 Can)	A144	3,640							
Peas Can-24/300	100314								
Potatoes Slc 300 (#300 Can)	A170	3,062							
Potatoes Wht Slices Can-24/300	100331								
Sweet Potatoes 300 (#300 Can)	A223	1,786							
Sweet Potatoes W/ Syrup Can-24/300	100316								

Attachment 20- FNS-152 FPRS Screen Shot

Participation		Commodity		Remarks					
Commodity									
Commodity Name (Pack Size)	Code	Amount Used For Nutrition Education (10c)	Food Loss (10d) Total	Food Loss (10d) A. Concealed Damage	Food Loss (10d) B. Damaged in Transit	Food Loss (10d) C. Unfit	Food Loss (10d) D. Stolen	Total With als (10a)+(10b) +(10d) (10e)	
Hominy Canned (#300 Can)	A052								
Hominy Can-24/300	100904								
Veg Mix 300 (#300 Can)	A057								
Veg Mix Can-24/300	100320								
Beans Green 300 (#300 Can)	A059								
Beans Green Can-24/300	100306								
Corn Kernel 300 (#300 Can)	A119								
Corn Whole Kernel Can-24/300	100311								
Corn Cream 300 (#300 Can)	A122								
Corn Cream Style Can-24/300	100310								
Peas 300 (#300 Can)	A144								
Peas Can-24/300	100314								
Potatoes Slc 300 (#300 Can)	A170								
Potatoes Wht Slices Can-24/300	100331								
Sweet Potatoes 300 (#300 Can)	A223								
Sweet Potatoes W/ Syrup Can-24/300	100316								

Attachment 20- FNS-152 FPRS Screen Shot

Participation			Commodity			Remarks			
Commodity									
Commodity Name (Pack Size)	Code	Food Loss (10d) <i>Unfit</i>	Food Loss (10d) <i>Stolen</i>	Total Withdrawals (10a)+(10b)+(10c) +(10d)= (10e)	Book Inventory End of Month (9d)-(10e)= (11a)	Inventory Gain Adjustments (11b)	Inventory Loss Adjustments (11c)	Physical Inventory End of Month 11a+11b-11c (11d)	
Hominy Canned (#300 Can)	A052								
Hominy Can-24/300	100904								
Veg Mix 300 (#300 Can)	A057								
Veg Mix Can-24/300	100320								
Beans Green 300 (#300 Can)	A059								
Beans Green Can-24/300	100306								
Corn Kernel 300 (#300 Can)	A119								
Corn Whole Kernel Can-24/300	100311								
Corn Cream 300 (#300 Can)	A122								
Corn Cream Style Can-24/300	100310								
Peas 300 (#300 Can)	A144								
Peas Can-24/300	100314								
Potatoes Slc 300 (#300 Can)	A170								
Potatoes Wht Slices Can-24/300	100331								
Sweet Potatoes 300 (#300 Can)	A223								
Sweet Potatoes W/ Syrup Can-24/300	100316								

Attachment 20- FNS-152 FPRS Screen Shot

Participation	Commodity	Remarks
Remarks	Remarks	
Remarks		

Attachment 20- FNS-152 FPRS Screen Shot **FPIR 152 MONTHLY DISTRIBUTION OF DONATED FOOD TO FAMILY UNITS**
Mississippi - 2899001 MS BAND OF CHOCTAW INDIAN

-- PARTICIPATION --

Month	Revision	Line 3 Number Of Participants	% Change From Prev. Month
FY 2009			
Oct-08	0	1,231	
Nov-08	0	1,207	-1.95%
Dec-08	0	42	-96.52%
Jan-09	0	1,235	2840.48%
Feb-09	0	1,166	-5.59%
Mar-09	0	1,261	8.15%
Apr-09	0	1,236	-1.98%
May-09	0	1,244	0.65%
Jun-09	0	1,256	0.96%
Jul-09	0	38	-96.97%
Aug-09	0	1,218	3105.26%
Sep-09	0	1,193	-2.05%
AVG		1,027	
FY 2010			
Oct-09	0	1,129	
Nov-09	0	1,082	-4.16%
Dec-09	0	76	-92.98%
Jan-10	0	995	1209.21%
Feb-10	0	962	-3.32%
Mar-10	0	1,011	5.09%
Apr-10	0	1,043	3.17%
May-10	0	957	-8.25%
Jun-10	1	1,045	9.20%
Jul-10	0	80	-92.34%
Aug-10	0	986	1132.50%
Sep-10	1	1,006	2.03%
AVG		864	

Attachment 20- FNS-152 FPRS Screen Shot

FDPIR 152 MONTHLY DISTRIBUTION OF DONATED FOOD TO FAMILY UNITS
Mississippi - 2899001 MS BAND OF CHOCTAW INDIAN

-- Households --					
Month	Revision	Line 1 Households Certified	% Change From Prev. Month	Line 2 Households Participating	% Change From Prev. Month
FY 2009					
Oct-08	0	474		416	
Nov-08	0	460	-2.95%	413	-0.72%
Dec-08	0	401	-12.83%	33	-92.01%
Jan-09	0	467	16.46%	412	1148.48%
Feb-09	0	458	-1.93%	392	-4.85%
Mar-09	0	466	1.75%	417	6.38%
Apr-09	0	453	-2.79%	414	-0.72%
May-09	0	458	1.10%	417	0.72%
Jun-09	0	453	-1.09%	410	-1.68%
Jul-09	0	387	-14.57%	28	-93.17%
Aug-09	0	443	14.47%	399	1325.00%
Sep-09	0	437	-1.35%	397	-0.50%
AVG		446		346	
FY 2010					
Oct-09	0	426		388	
Nov-09	0	400	-6.10%	365	-5.93%
Dec-09	0	347	-13.25%	53	-85.48%
Jan-10	0	375	8.07%	337	535.85%
Feb-10	0	376	0.27%	327	-2.97%
Mar-10	0	390	3.72%	357	9.17%
Apr-10	0	391	0.26%	370	3.64%
May-10	0	398	1.79%	352	-4.86%
Jun-10	1	409	2.76%	378	7.39%
Jul-10	0	331	-19.07%	48	-87.30%
Aug-10	0	385	16.31%	349	627.08%
Sep-10	1	400	3.90%	365	4.58%
AVG		386		307	


Attachment 20- FNS-153 FPRS Screen Shots



United States
Department of
Agriculture

Emulator WS43
User: HQ

Food Programs
Reporting System















[Home](#) | [Online Forms](#) | [Search](#) | [FNS-648](#) | [Admin.](#) | [Help](#) | [Contact Us](#) | [Sign Out](#)

[Post](#) | [Reject](#) | [Certify](#) | [Submit/Revise](#) | [Search](#) | [Due Date](#) | [Overdue Submission](#)

Submission Studio

Form Name:	FNS-153 (5-00)		
Form Description:	Monthly Report of the CSFP and Quarterly Administrative Financial Status Report		
Program:	Commodity Supplemental Food Program		
State:	AZ		
Agency Code:	0491501	Agency Name:	AZ DEPT OF EDUCATION
Program Time:	October 2018		
Submission Type:	Monthly	Revision:	0
Submission Status:	New Submission		

Analyze
Save
Edit Check
Post
Quit

Participation

Commodities

Remarks

Participation		Infants (0-3) Months (A)	Infants (4-12) Months (B)	Children (1-6) Years (C)	Pregnant / Breast Feeding Women (D)	Post Partum Women (E)	Total No. Part. (4A+B+C +D+E=4F) (F)	Total No. of Elderly Part. (G)
4. Number of Participants		<input type="text"/>	<input type="text"/>	<input type="text"/>	<input type="text"/>	<input type="text"/>	<input type="text"/>	<input type="text"/>
5. Reporting Measurements	Cases or Units	<input type="text"/>						
20. CSFP Administration	Outlays (A)		Unliq. Obligation (B)	Total (C)	Unliq. Bal. of Advances (D)			

Attachment 20- FNS-668 FPRS Screen Shot

Contents Index Search Glossary - Search -

← →

- OMB Forms and Form Instructions
- FBCI
- FNS-10
- FNS-13
- FNS-42
- FNS-44
- FNS-46
- FNS-101
- FNS-152
- FNS-153
- FNS-191
- FNS-203
- FNS-209
- FNS-227 and 227A
- FNS-250
- FNS-259
- FNS-292
- FNS-292A
- FNS-292B
- FNS-366A
- FNS-366B
- FNS-388
- FNS-388A
- FNS-418
- FNS-498
- FNS-583
- FNS-586A
- FNS-586B
- FNS-648
- FNS-654
- FNS-665
- FNS-667
 - Form FNS-667 Instructions (7-08)
 - Form FNS-667 Instructions (2-93)
 - Form FNS-667 Instructions (11-89)

Form FNS-667 Instructions (7-08)

Click this [link](#) to open the PDF file containing the FNS-667 (7-08) form and instructions in a new window: [FNS-667.pdf](#)

INSTRUCTIONS

FNS-667

PURPOSE

The FNS-667 captures the State agency's outlays and unliquidated obligations for TEFAP storage and distribution costs in total and at the State and local levels. This information is necessary to monitor the State agency's use of its TEFAP grant. It is also needed in order to determine compliance with certain programmatic requirements. These include the State matching requirement (7 CFR 25.19) and the 40 percent pass-through requirement (7 CFR 251.8(d)(2)(h)).

LINE-BY-LINE INSTRUCTIONS

Block 1 – ID Number. Enter the 7-digit Identification (ID) number assigned by FNS. This number identifies the State agency and its TEFAP grant in the FNS automated reporting system.

Block 2 – State Agency. Enter the name and address of the State Agency.

Block 3 – Final Report. If this is the final report submitted to close out the grant, check "yes." Otherwise, check "no."

Block 4 – Basis. Check the block corresponding to the basis of accounting (cash or accrual) under which the State agency prepared the data entered in the report.

Block 5 – Grant Period. Enter the beginning and ending dates of the Federal fiscal year for which the grant has been awarded.

Block 6 – Period Covered by this Report. Enter the beginning and ending dates of the calendar quarter to which this report pertains.

BLOCK 7 – STATUS OF FUNDS:

Column I – State Level Costs.

This column is used to report transactions relating to TEFAP State level storage and distribution costs. The State agency identifies such

Attachment 20- FNS-668 FPRS Screen Shot

Browser: <https://fprs.fns.usda.gov/OnlineForm/SubmissionStudio.aspx>

Navigation: Home | **Online Forms** | Search | FNS-668 | Admin. | Security | Help | Contact Us | Sign Out

Post | Reject | Certify | Submit/Revise | Search | Due Date | Overdue Submission

Submission Studio

Form Name: FNS-667 (7-08)
Form Description: Report of TEFAP Administrative Costs
Program: TEFAP Supplemental Funding
State: CA
Agency Code: 0692501 **Agency Name:** CA Dept. of Social Services
Program Time: September 2018
Submission Type: Final **Revision:** 1
Submission Status: Certified




Analyze Reject Post Quit Delete

[\[Excel\]](#) [\[History\]](#) [\[Audit\]](#)

7. Status of Funds Remarks

7. Status of Funds Transactions	Activities/Functions			
	I - State Level Costs	II - State Paid EFO Costs	III - Local-Paid EFO Costs	IV - Total Cost
a. Net Outlays Previously Reported				
b. Net Outlays This Quarter			300,000	300,000
c. Net Outlays To Date (Sum of lines a and b)			300,000	300,000
State Agency's Share Of Net Outlays, Consisting Of:				
d. Third-Party In-Kind Contributions				
e. Cash Outlays				
f. Total State Agency's Share of Net Outlays (Sum of lines d and e)				
g. Federal Share of Net Outlays (Lines c minus line f)			300,000	300,000
h. Total Unliquidated Obligations				
i. State Agency's Share of Unliquidated Obligations				
j. Federal Share of Unliquidated Obligations (Line h minus line i)				
k. Total Federal Share (Sum of lines g and j)			300,000	300,000
l. Total Federal Funds Authorized			300,000	300,000
m. Unobligated Balance of Federal Funds (Line l minus k)			0	0

Attachment 20- FNS-44 FPRS Screen Shot

[Home](#) | [Online Forms](#) | [FNS-648](#) | [Admin.](#) | [Help](#) | [Contact Us](#) | [Sign Out](#)

[Post](#) | [Reject](#) | [Certify](#) | [New Submission](#) | [Expert Search](#) | [Due Date](#) | [Overdue Submission](#)

Submission Studio

Form Name: FNS-44 (10-99)
Form Description: Report of the Child and Adult Care Food Program
Program: Child Nutrition Programs
State: WV
Agency Code: 5491501 **Agency Name:** WV DEPT. OF Education
Program Time: October 2010
Submission Type: 30 **Revision:** 0
Submission Status: New Submission

Parts A - D					
Report Monthly	Part A (No. Homes)				
Day Care Homes	1 - 50 Homes (A)	51 - 200 (B)	201 - 1000 (C)	1001+ (D)	Total (E)
6. No. of sponsoring organizations of day care homes administering between.....	<input type="text"/>	<input type="text"/>	<input type="text"/>	<input type="text"/>	<input type="text"/>
7. No. of homes for which sponsors are eligible to receive reimbursement based on rate for.....	<input type="text"/>	<input type="text"/>	<input type="text"/>	<input type="text"/>	<input type="text"/>

Attachment 20- FNS-44 FPRS Screen Shot

Report Quarterly <i>(Dec, March, June and Sept.)</i>	Part B						
Participation	Child Care Centers Only (A)	Day Care Homes Only (B1)	(B1)	Child Care & Day Care (B2)	(B2)	Adult Care (C)	Total (D)
8. No. of institutions or sponsors.....							
	All Child Care Centers	Tier I	Tier II <i>All Higher</i>	Tier II <i>All Lower</i>	Tier II <i>Mixed</i>		
9. No. of outlets.....							
10. Average daily attendance of outlets reported on line 9.....							
Report In October/March	Part C						
Participation	Proprietary Title XX Centers (A)	Outside Sch Hrs Care Centers (B)	Head Start Centers (C)	After Sch At-Risk (D)	Homeless (E)	Total (F)	
11. No. of institutions.....							
12. No. of outlets.....							
13. Average daily attendance of outlets reported on line 12.....							
Adult Day Care	Proprietary Title XIX Centers (A)	Proprietary Title XX Centers (B)	All Other Adult Care Centers (C)			Total (D)	
18. No. of institutions or sponsors.....							
19. No. of outlets.....							
20. Average daily attendance of outlets reported on line 19.....							

Attachment 20- FNS-44 FPRS Screen Shot

Lunches							
Free							
Actual 31	<input type="text"/>		<input type="text"/>	<input type="text"/>	<input type="text"/>	<input type="text"/>	<input type="text"/>
Estimated 32	<input type="text"/>		<input type="text"/>	<input type="text"/>	<input type="text"/>	<input type="text"/>	<input type="text"/>
Total 33	<input type="text"/>		<input type="text"/>	<input type="text"/>	<input type="text"/>	<input type="text"/>	<input type="text"/>
Reduced							
Actual 34	<input type="text"/>					<input type="text"/>	<input type="text"/>
Estimated 35	<input type="text"/>					<input type="text"/>	<input type="text"/>
Total 36	<input type="text"/>					<input type="text"/>	<input type="text"/>
Paid							
Actual 37	<input type="text"/>					<input type="text"/>	<input type="text"/>
Estimated 38	<input type="text"/>					<input type="text"/>	<input type="text"/>
Total 39	<input type="text"/>					<input type="text"/>	<input type="text"/>

Attachment 20- FNS-44 FPRS Screen Shot

Suppers							
Free							
Actual 40	<input type="text"/>		<input type="text"/>	<input type="text"/>	<input type="text"/>	<input type="text"/>	<input type="text"/>
Estimated 41	<input type="text"/>		<input type="text"/>	<input type="text"/>	<input type="text"/>	<input type="text"/>	<input type="text"/>
Total 42	<input type="text"/>		<input type="text"/>	<input type="text"/>	<input type="text"/>	<input type="text"/>	<input type="text"/>
Reduced							
Actual 43	<input type="text"/>				<input type="text"/>	<input type="text"/>	
Estimated 44	<input type="text"/>				<input type="text"/>	<input type="text"/>	
Total 45	<input type="text"/>				<input type="text"/>	<input type="text"/>	
Paid							
Actual 46	<input type="text"/>				<input type="text"/>	<input type="text"/>	
Estimated 47	<input type="text"/>				<input type="text"/>	<input type="text"/>	
Total 48	<input type="text"/>				<input type="text"/>	<input type="text"/>	

Attachment 20- FNS-44 FPRS Screen Shot

	(A) Child Care Centers		(B) Day Care Homes			(C) Adult Day Care	(D) Total Sum of Cols. A1 + B + C
Meal Type	(A1) All, Incl. At-Risk	(A2) At-Risk Only	Tier I	Tier II Higher	Tier II Lower		
Supplements							
Free							
Actual 49							
Estimated 50							
Total 51							
Reduced							
Actual 52							
Estimated 53							
Total 54							
Paid							
Actual 55							
Estimated 56							
Total 57							
Total Meals Free 58							
Total Meals Reduced 59							
Total Meals Paid 60							

Attachment 20 FNS-10

https://fprs.fns.usda.gov/OnlineForm/ExpertManagementSubmission.aspx

Pages - Intranet Home FPRS - Search

File Edit View Favorites Tools Help

eAuthentication.url PW Lobby - Home.url American Commodity Dist... American FactFinder.url Animal Emergency AEWG... eCFR - Code of Federal R... Food and Nutrition Service...

How to Search Submission Video

Search

Program: All Programs

Form: FNS-10

Location: Region level MARO Mid-Atlantic Region

Time Range: Fiscal Yearly level FY2020

Submission Status:
 Work In Progress (W)
 Rejected Before Certifying (RC)
 Validated (V)
 Rejected Before Posting (RP)
 Certified (C)
 Rejected After Posting (R)
 Posted (P)

All (A)

Records Displayed: 10 Records Per Page

List Found: 3 record(s)

Search Results

Program	Form	State	Agency	AgencyName	For	Sub/On	Type	Rev.	Status	UpdateDate	UpdateBy	
CN	FNS-10	DE	1091501	DE DEPT. OF Education	2020	201910	30	0	C	11/22/2019	Aimee Beam	[Select] [Excel] [History] [Audit]
CN	FNS-10	MD	2491501	MD DEPT OF EDUCATION	2020	201910	30	0	W	11/25/2019	Purva Hukmani	[Select] [Excel] [History] [Audit]
CN	FNS-10	VA	5191501	VA DEPARTMENT OF EDUCATION	2020	201910	30	0	C	11/20/2019	Christine Lopilato	[Select] [Excel] [History] [Audit]

Page: 1

9:14 AM 11/26/2019

Attachment 20 FNS-10

https://fprs.fns.usda.gov/OnlineForm/SubmissionStudio.aspx

Pages - Intranet Home FPRS - Submission Studio

File Edit View Favorites Tools Help

eAuthentication.url PW Lobby - Home.url American Commodity Dist... American FactFinder.url Animal Emergency AEWG... eCFR - Code of Federal R... Food and Nutrition Service...

Home Online Forms Search Agency Profile Help Contact Us Sign Out

Certify | Submit/Revise | Search | Due Date | Overdue Submission |

Submission Studio

Full-screen Snip

Form Name: FNS-10 (4-12)
Form Description: Report of School Program Operations
Program: Child Nutrition Programs
State: DE
Agency Code: 1091501 **Agency Name:** DE DEPT. OF Education
Program Time: October 2019
Submission Type: 30 **Revision:** 0
Submission Status: Certified

Analyze OK [\[Excel\]](#) [\[History\]](#) [\[Audit\]](#)

Part A - (Complete Monthly) **Part B - (Complete Once a Year as Specified)** **Remarks**

Part A - (Complete Monthly)					
Item <i>(Include Residential Child Care Institutions (RCCIs) in Items 5 thru 8.)</i>	Paid (A)	Free (B)	Reduced Price (C)	Total (D)	Average Daily Meals (E)
5. National School Lunch Program					
a. Total lunches served in the NSLP <i>(Include all lunches reported in 5b)</i>					
Actual	678,062	1,271,465	60,997	2,010,524	92,403

9:15 AM 11/26/2019

Attachment 20 FNS-10

https://fprs.fns.usda.gov/OnlineForm/SubmissionStudio.aspx

Pages - Intranet Home FPRS - Submission Studio

File Edit View Favorites Tools Help

eAuthentication.url PW Lobby - Home.url American Commodity Dist... American FactFinder.url Animal Emergency AEWG... eCFR - Code of Federal R... Food and Nutrition Service...

State: DE
 Agency Code: 1091501 Agency Name: DE DEPT. OF Education
 Program Time: October 2019
 Submission Type: 30 Revision: 0
 Submission Status: Certified

Analyze OK [Excel] [History] [Audit]

Part A - (Complete Monthly) Part B - (Complete Once a Year as Specified) Remarks

Part B - (Complete Once a Year as Specified)

Item	Paid (A)	Free (B)	Reduced Price (C)	Total (D)	Average Daily Meals (E)
10. Report no. of meals served in private schools only					
a. National School Lunch Program					
b. Afterschool snacks (include area eligible snacks reported in 10c.)					
c. Afterschool snacks served in area eligible schools and sites					
d. School Breakfast Program (Include severe need)					
e. Severe Need School Breakfast Program					
11. Report no. of meals served in RCCIs only					
a. National School Lunch Program					
b. NSLP Snacks					

9:16 AM 11/26/2019

Attachment 20 FNS-10

Submission Studio

Form Name: FNS-10 (4-12)
Form Description: Report of School Program Operations
Program: Child Nutrition Programs
State: DE
Agency Code: 1091501
Agency Name: DE DEPT. OF Education
Program Time: October 2019
Submission Type: 30
Revision: 0
Submission Status: Certified

Analyze OK [\[Excel\]](#) [\[History\]](#) [\[Audit\]](#)

Part A - (Complete Monthly)	Part B - (Complete Once a Year as Specified)	Remarks
18. Remarks		SBP & NSLP - One sponsor (Early College High School) not approved yet for FY2019, One sponsor (Lake Forest) lower CEP in 2019 SMP - Decrease in enrollment

Windows taskbar: 9:17 AM 11/26/2019

Attachment 20- FNS- 191

U.S. DEPARTMENT OF AGRICULTURE - FOOD AND NUTRITION SERVICE			
RACIAL/ETHNIC GROUP PARTICIPATION			
COMMODITY SUPPLEMENTAL FOOD PROGRAM			
<i>FNS INSTRUCTION 113 - 1</i>			
1. STATE AK	2. STATE# 0292301	L/A# 0292301021	NO. OF SITES 29
3. REPORTING			
		LOCAL AGENCY NAME	Food Bank of Alaska
		ADDRESS	2121 Spar Avenue
		CITY	Anchorage
		STATE	AK ZIP CODE 99501
		TELEPHONE NUMBER	--
4. REPORTING YEAR: APRIL <u>2014</u> . Revision 0			
<u>PARTICIPANTS FOR THE MONTH OF APRIL</u>			
		<u>COLUMN A</u>	<u>COLUMN B</u>
		TOTAL NUMBER OF PARTICIPANTS BY RACE	NUMBER OF HISPANIC OR LATINO PARTICIPANTS REPORTED IN COLUMN A BY RACE
<u>PARTICIPANTS WHO MARKED <u>ONLY ONE RACE</u></u>	5. AMERICAN INDIAN OR ALASKA NATIVE	283	3
	6. ASIAN	256	2
	7. BLACK OR AFRICAN AMERICAN	63	1
	8. NATIVE HAWAIIAN OR OTHER PACIFIC ISLANDER	32	2
	9. WHITE	882	14
<u>PARTICIPANTS WHO MARKED <u>TWO RACES</u></u>	10. AMERICAN INDIAN OR ALASKA NATIVE AND WHITE	14	0
	11. ASIAN AND WHITE	1	0
	12. BLACK OR AFRICAN AMERICAN AND WHITE	2	0
	13. AMERICAN INDIAN OR ALASKA NATIVE AND BLACK OR AFRICAN AMERICAN	1	0
	14. BALANCE REPORTING MORE THAN ONE RACE	74	60
	15. TOTAL (ADD ITEMS 5 THRU 14)	1,612	82
16. REMARKS			
This report is for Food Bank of Alaska only. FNS-191 for Fairbanks Community Food Bank will be sent in a separate report. The total statewide is 2089 which is the total for these two reports.			
DATE	TITLE	SIGNATURE	
STAMP/CERTIFY DATE 7/31/2014	LAST UPDATED BY DEVIN WILCOX MCCOMBS	LAST UPDATED ON 7/31/2014	

Attachment 20 FNS-292A

The screenshot shows a web browser window with the URL <https://fprs.fns.usda.gov/OnlineForm/ExpertManagementSubmission.aspx>. The browser tabs include 'Pages - Intranet Home' and 'FPRS - Search'. The address bar contains a search field. The browser's menu bar includes 'File', 'Edit', 'View', 'Favorites', 'Tools', and 'Help'. The browser's toolbar includes 'Convert', 'Search', and other icons. The page header features the USDA logo and the text 'United States Department of Agriculture' on the left, and 'Food Programs Reporting System' on the right. Below the header is a navigation bar with links: 'Home', 'Online Forms', 'Search', 'Agency Profile', 'Help', 'Contact Us', and 'Sign Out'. A secondary navigation bar contains links: 'Certify', 'Submit/Revise', 'Search', 'Due Date', and 'Overdue Submission'. The main content area has a video player icon and the text 'How to Search Submission Video'. Below this is a 'Search' section with the following filters:

- Program: All Programs (dropdown)
- Form: FNS-292A (dropdown)
- Location: Region level (dropdown) | MARO Mid-Atlantic Region (dropdown)
- Time Range: Fiscal Yearly level (dropdown) | FY2020 (dropdown)
- Submission Status:
 - Work In Progress (W)
 - Rejected Before Certifying (RC)
 - Validated (V)
 - Rejected Before Posting (RP)
 - Certified (C)
 - Rejected After Posting (R)
 - Posted (P)
- Records Displayed: 10 Records Per Page (dropdown)

A 'List' button is located below the filters. The Windows taskbar at the bottom shows the Start button, search icon, task view icon, and several application icons (Notepad, Excel, Outlook, File Explorer, Edge, Word, Skype, and a folder icon). The system tray on the right shows the date and time: 9:18 AM, 11/26/2019.

Attachment 20 FNS-292A

https://fprs.fns.usda.gov/OnlineForm/ExpertManagementSubmission.aspx

Pages - Intranet Home FPRS - Search

File Edit View Favorites Tools Help

eAuthentication.url PW Lobby - Home.url American Commodity Dist... American FactFinder.url Animal Emergency AEWG... eCFR - Code of Federal R... Food and Nutrition Service...

Search

Program: All Programs

Form: FNS-292A

Location: Region level MARO Mid-Atlantic Region

Time Range: Fiscal Yearly level FY2017

Submission Status:
 Work In Progress (W)
 Rejected Before Certifying (RC)
 Validated (V)
 Rejected Before Posting (RP)
 All (A)
 Certified (C)
 Rejected After Posting (R)
 Posted (P)

Records Displayed: 10 Records Per Page

List Found: 7 record(s)

Search Results

Program	Form	State	Agency	AgencyName	For	Sub/On	Type	Rev.	Status	UpdateDate	UpdateBy	
FD-D	FNS-292A	PR	4391501	PR DEPT OF EDUCATION	2017	201709	Final	3	P	5/1/2018	Howard Lockstein	[Select][Excel][History][Audit]
FD-D	FNS-292A	PR	4391501	PR DEPT OF EDUCATION	2017	201709	Final	2	R	4/30/2018	Howard Lockstein	[Select][Excel][History][Audit]
FD-D	FNS-292A	PR	4391501	PR DEPT OF EDUCATION	2017	201709	Final	1	P	4/13/2018	Howard Lockstein	[Select][Excel][History][Audit]
FD-D	FNS-292A	PR	4391501	PR DEPT OF EDUCATION	2017	201709	Final	0	R	4/12/2018	Diana Dong	[Select][Excel][History][Audit]
FD-D	FNS-292A	PR	4391501	PR DEPT OF EDUCATION	2017	201708	Final	1	P	5/1/2018	Howard Lockstein	[Select][Excel][History][Audit]
FD-D	FNS-292A	PR	4391501	PR DEPT OF EDUCATION	2017	201708	Final	0	R	5/1/2018	Howard Lockstein	[Select][Excel][History][Audit]
FD-D	FNS-292A	PR	4392501	PR DEPARTMENT OF THE FAMILY	2017	201709	Final	0	P	4/9/2018	Diana Dong	[Select][Excel][History][Audit]

Page: 1

9:19 AM 11/26/2019

Attachment 20 FNS-292A

https://fprs.fns.usda.gov/OnlineForm/SubmissionStudio.aspx

Pages - Intranet Home FPRS - Submission Studio

File Edit View Favorites Tools Help

eAuthentication.url PW Lobby - Home.url American Commodity Dist... American FactFinder.url Animal Emergency AEWG... eCFR - Code of Federal R... Food and Nutrition Service...

State: PK
Agency Code: 4391501 **Agency Name:** PR DEPT OF EDUCATION
Program Time: September 2017
Submission Type: Final **Revision:** 3
Submission Status: Posted

OK [\[Excel\]](#) [\[History\]](#) [\[Audit\]](#)

Disaster Relief | Disaster Relief 2 | Disaster Relief 3 | Disaster Relief 4

4. Disaster Dates

Disaster Dates	Disaster Name
09/20/2017	Hurricane Maria

5. Total # of persons receiving commodity, by county

County/Parish/Judicial Area	Total # Persons
Arecibo	25,112
Barceloneta	6,012
Camuy	15,634
Ciales	8,277
Dorado	19,044
Hatillo	12,332
Lares	6,183
Manati	17,626
Quebradillas	14,593
Vega Alta	38,512

9:19 AM 11/26/2019

Attachment 20 FNS-292A

The screenshot displays a web browser window with the URL <https://fprs.fns.usda.gov/OnlineForm/SubmissionStudio.aspx>. The browser's address bar shows the URL, and the page title is "FPRs - Submission Studio". The browser's menu bar includes "File", "Edit", "View", "Favorites", "Tools", and "Help". The browser's toolbar shows a search bar and various icons. The browser's tabs include "Pages - Intranet Home" and "FPRs - Submission Studio". The browser's address bar shows the URL, and the page title is "FPRs - Submission Studio". The browser's menu bar includes "File", "Edit", "View", "Favorites", "Tools", and "Help". The browser's toolbar shows a search bar and various icons. The browser's tabs include "Pages - Intranet Home" and "FPRs - Submission Studio".

The form content is as follows:

6. Type of Feeding
Congregate

7. TYPE OF DISASTER
Presidential Declaration
Yes

Primary Type of Disaster
Hurricane

Secondary Types of Disaster
 Flood Hurricane Other (Specify)
 Tornado Earthquake

8. Name of agency(s) issuing commodity to recipients
 American Red Cross Salvation Army Other (Specify Below)

PR DOE				
Habbacuc				
Angel de la Guarda				
Col. San Pedro Martir				

The Windows taskbar at the bottom shows the system tray with the date and time: 9:20 AM, 11/26/2019.

Attachment 20 FNS-292A

Browser window: https://fprs.fns.usda.gov/OnlineForm/SubmissionStudio.aspx

Pages - Intranet Home | FPRS - Submission Studio

File Edit View Favorites Tools Help

[eAuthentication.url](#)
[PW Lobby - Home.url](#)
[American Commodity Dist...](#)
[American FactFinder.url](#)
[Animal Emergency AEWG...](#)
[eCFR — Code of Federal R...](#)
[Food and Nutrition Service...](#)

110710	PEANUT BUTTER SMOOTH PKG-100/ 1.1 OZ		1,757	6.88	8.81	12,088.16	15,472.84
100220	PEACHES CLING DICED CAN-6/10		229	39.75	27.83	9,102.75	6,371.93
100219	PEACHES, SLICED, EXTRA LIGHT SYRUP, CANNEE		2,676	39.75	27.83	106,371.00	74,459.70
100327	TOMATO PASTE CAN-6/10		1,825	41.62	22.06	75,956.50	40,256.95
100224	PEARS SLICES CAN-6/10		594	39.50	26.47	23,463.00	15,720.21
100877	CHICKEN BONED CAN-12/50 OZ		3,771	37.50	76.88	141,412.50	289,895.63
100017	CHEESE PROCESS LVS-6/5 LB		233	30.00	62.10	6,990.00	14,469.30
100019	CHEESE PROCESS WHT SLC LVS-6/5 LB		4	30.00	63.90	120.00	255.60
100012	CHEESE CHED RDU FAT YEL SHRED BAG-6/5 LB		22	30.00	63.30	660.00	1,392.60
110396	CHEESE MOZ LM PT SKM STRING BOX		318	22.50	55.35	7,155.00	17,601.30
100018	CHEESE PROCESS YEL SLC LVS-6/5 LB		156	30.00	63.30	4,680.00	9,874.80
100336	SPAGHETTI SAUCE MEATLESS CAN-6/10		1,633	39.75	13.91	64,911.75	22,719.11
110541	APPLESAUCE UNSWEETENED CAN-6/10		8,242	39.75	18.29	327,619.50	150,704.97
100309	CARROTS CAN-6/10		5,699	39.50	16.20	225,110.50	92,295.31
Total						2,703,526.80	2,241,236.02

11. Remarks

We are requesting that the reimbursement for this food to be made half replacement and half reimbursement.

Taskbar: 9:22 AM 11/26/2019