



# ATLANTIC LARGE WHALE TAKE REDUCTION PLAN NORTHEAST LOBSTER AND JONAH CRAB GEAR MARKING REQUIREMENTS

## NORTHEAST LOBSTER AND JONAH CRAB GEAR MARKING FOR FEDERAL WATERS

The following text describes gear marking requirements for lobster and Jonah crab trap/pot gear in Northeast federal waters. Requirements for all other management areas and other fisheries remain the same. These requirements represent the minimum markings. Additional markings are also allowed. Visit [www.fisheries.noaa.gov/alwtrp](http://www.fisheries.noaa.gov/alwtrp) for complete regulations.

For the purpose of this document, the terms “surface system” means any combination of buoys and highfliers connected to each other on the surface and “body of the buoy line” means that portion of the buoy line that connects the trap or groundline to the surface buoy or

### AREA COLOR IS BASED ON PERMIT'S PRINCIPAL PORT (NON-LMA 3) OR LMA 3 PERMIT

#### MAINE

You must have at least 4 sets (PURPLE and GREEN) of marks: 1 set within 2 fathoms of the surface buoy or surface system, and 3 more in the body of the buoy line:

- One 3-foot SOLID PURPLE mark within 6 inches of one 12-inch GREEN mark in the top 2 fathoms of surface buoy or surface system; and
- One 12-inch PURPLE mark within 6 inches of one 12-inch GREEN mark at the top, middle, and bottom of the body of the buoy line.

#### NEW HAMPSHIRE

You must have at least 4 sets (YELLOW and GREEN) of marks: 1 set within 2 fathoms of the surface buoy or surface system and 3 more in the body of the buoy line:

- One 3-foot SOLID YELLOW mark within 6 inches of one 12-inch GREEN mark in the top 2 fathoms of surface buoy or surface system; and
- One 12-inch YELLOW mark within 6 inches of one 12-inch GREEN mark at the top, middle, and bottom of the body of the buoy line.

#### MASSACHUSETTS

You must have at least 4 sets (RED and GREEN) of marks: 1 set within 2 fathoms of the surface buoy or surface system, and 3 more in the body of the buoy line:

- One 3-foot SOLID RED mark within 6 inches of one 12-inch SOLID GREEN\* mark in the top 2 fathoms of surface buoy or surface system; and
- One 12-inch RED mark (may be longer) within 6 inches of one 12-inch GREEN mark at the top, middle, and bottom of the body of the buoy line.
- If you have line marked at every 60 feet as required by the state, there must be a GREEN mark next to all RED state marks.

\*Solid green marks in the surface systems are required by state regulations.

#### RHODE ISLAND

You must have at least 4 sets (SILVER/GRAY and GREEN) of marks: 1 set within 2 fathoms of the surface buoy or surface system and 3 more in the body of the buoy line:

- One 3-foot SOLID SILVER/GRAY mark within 6 inches of one 12-inch GREEN mark in the top 2 fathoms of surface buoy or surface system; and
- One 12-inch SILVER/GRAY mark within 6 inches of a 12-inch GREEN mark at the top, middle, and bottom of the body of the buoy line.

#### LMA 3

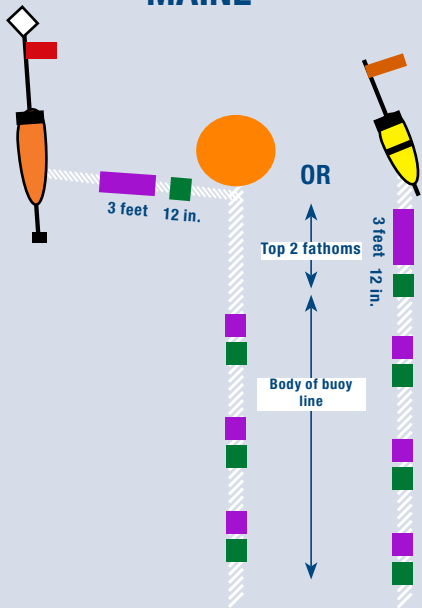
You must have at least 4 sets (BLACK and GREEN) of marks: 1 set within 2 fathoms of the surface buoy or surface system and 3 more in the body of the buoy line:

- One 3-foot SOLID BLACK mark within 6 inches of one 12-inch GREEN mark in the top 2 fathoms of the surface buoy or surface system; and
- One 12-inch BLACK mark within 6 inches of a 12-inch GREEN mark at the top, middle, and bottom of the body of the buoy line.

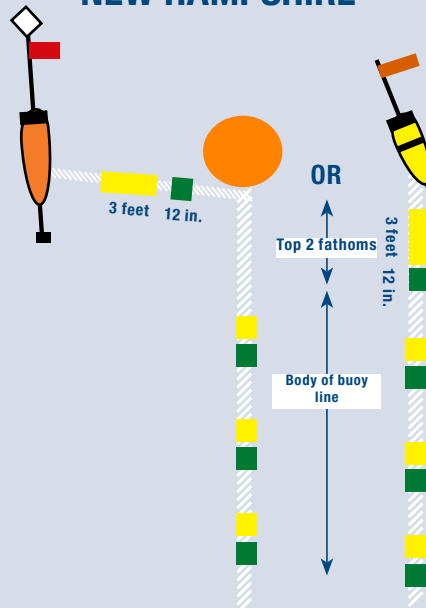
# EXAMPLES OF LOBSTER AND JONAH CRAB GEAR MARKING FOR FEDERAL WATERS

AREA COLOR IS BASED ON PERMIT'S PRINCIPAL PORT (NON-LMA 3) OR LMA 3 PERMIT

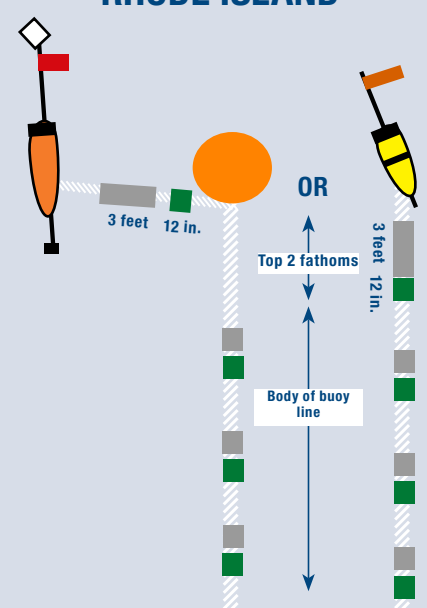
## MAINE



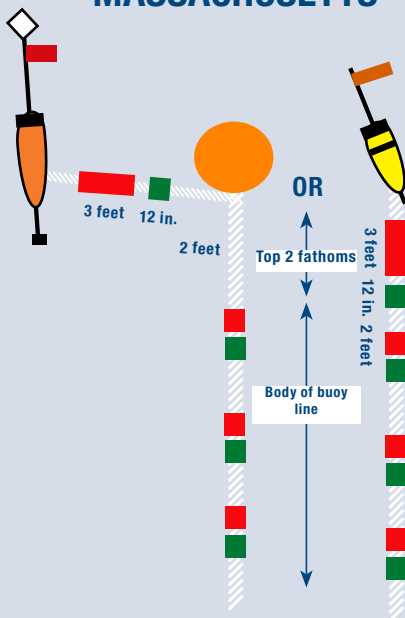
## NEW HAMPSHIRE



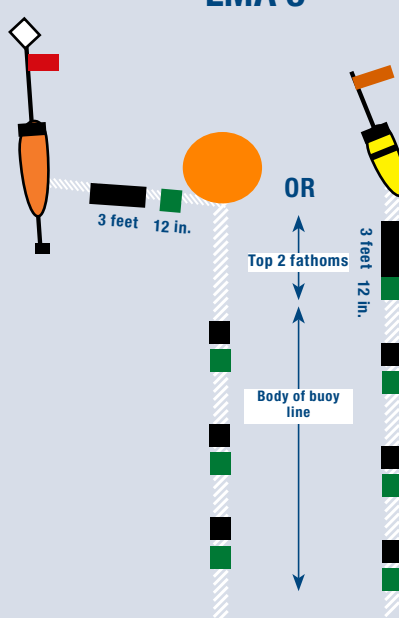
## RHODE ISLAND



## MASSACHUSETTS



## LMA 3



### HOW TO MARK YOUR GEAR

A solid colored rope may be used for state or LMA 3 gear marks, including the solid surface mark.

The solid surface 3-foot mark may be applied with dye, paint, tape, heat-shrink tubing, insertion of a colored rope or braided sleeve, or the line may be marked as approved in writing by the Greater Atlantic Regional Administrator.

Rope with a distinctive colored strand throughout or Candy Cane rope may be used instead of the specific state or LMA 3 gear marks in the body of the buoy line.

For federal marks or where state or LMA 3 colored rope is not used, the 12-inch marks may be added using dye, paint, tape, heat-shrink tubing, zip ties; spliced in insertion of a colored rope or braided sleeve or other material, or a thin line may be woven into or through the line; or the line may be marked as approved in writing by the Greater Atlantic Regional Administrator.

# NORTHEAST LOBSTER AND JONAH CRAB GEAR MARKING FOR STATE WATERS

The following text describes gear marking requirements for lobster and Jonah crab trap/pot gear in Northeast state waters. Check with your state agency for the latest information on state gear marking requirements, including in Maine Exempt Waters. The information below is subject to change by the states. Please check with your state for the most up-to-date regulations.

For the purpose of this document, the terms “surface system” means any combination of buoys and highfliers connected to each other on the surface and “body of the buoy line” means that portion of the buoy line that connects the trap or groundline to the surface buoy or surface system.

## MAINE

You must have at least 3 PURPLE marks: 1 within 2 fathoms of the surface buoy or surface system and 2 more in the body of the buoy line:

- One 3-foot SOLID PURPLE mark within 2 fathoms of the surface buoy or system; and
- One 12-inch PURPLE mark in the top 50% of the body of the buoy line and one 12-inch PURPLE mark in the bottom 50% of the body of the buoy line.

Maine Exempt Waters have different state requirements that are not included here.

## NEW HAMPSHIRE

You must have at least 3 YELLOW marks: 1 within 2 fathoms of the surface buoy or system and 2 more in body of the buoy line:

- One 3-foot SOLID YELLOW mark within 2 fathoms of the surface buoy or surface system; and
- One 12-inch YELLOW mark in the top 50% of buoy line and one 12-inch YELLOW mark in the bottom 50% body of the buoy line.

## MASSACHUSETTS

You must have at least 5 RED marks: 1 within 2 fathoms of the surface buoy or surface system, and 4 more in the body of the buoy line:

- One 3-foot SOLID RED mark within the top 2 fathoms of rope, below the surface buoy or surface system; and
- Four 2-foot RED marks; two in the top 50% of the buoy line and two 2-foot RED marks in the bottom 50% of the body of the buoy line.

There must be at least one solid or non-solid RED mark every 60 feet within the body of the buoy line.

If you are using weak inserts that are RED (such as an insert of weak CANDYCANE or RED rope or has a RED tracer in it), then the weak insert may double as a RED mark in the body of the buoy line.

If the buoy line is RED or RED/WHITE (CANDYCANE), WHITE marks must be substituted for RED marks.

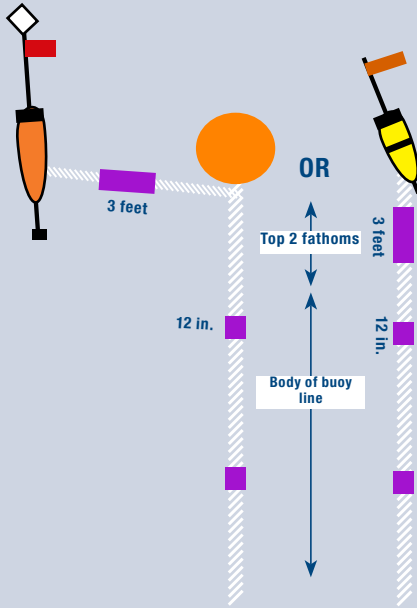
## RHODE ISLAND

You must have at least 3 SILVER/GRAY marks: 1 within 2 fathoms of the surface buoy or surface system and 2 more in the body of the buoy line:

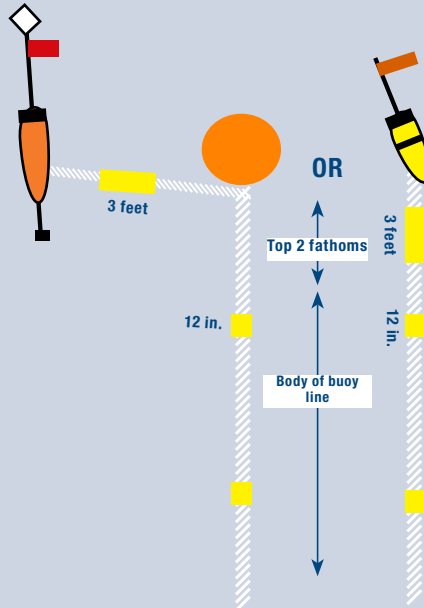
- One 3-foot SOLID SILVER/GRAY mark within 2 fathoms of surface buoy or surface system; and
- One 12-inch SILVER/GRAY mark in the top 50% of buoy line and one 12-inch SILVER/GRAY mark in the bottom 50% body of the buoy line.

# EXAMPLES OF LOBSTER AND JONAH CRAB GEAR MARKING FOR STATE WATERS

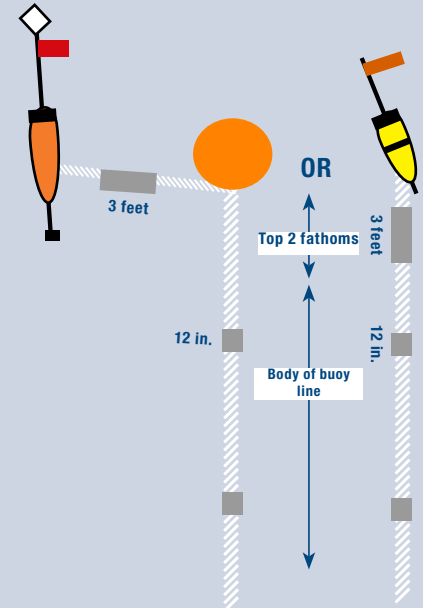
## MAINE



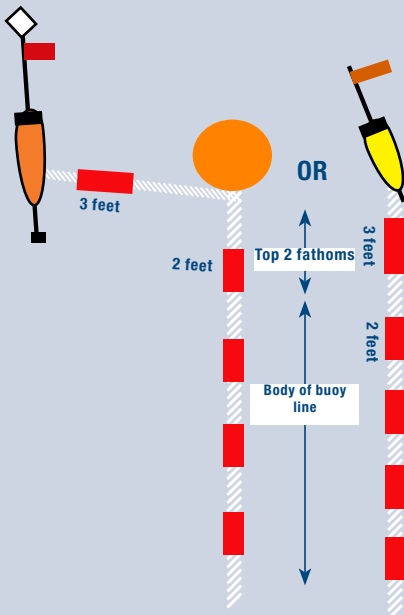
## NEW HAMPSHIRE



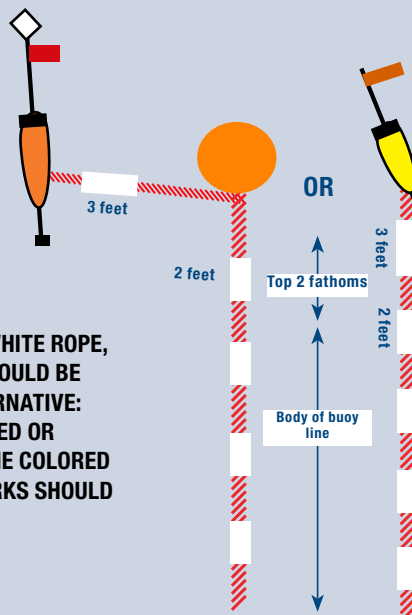
## RHODE ISLAND



## MASSACHUSETTS



**IF USING WHITE ROPE, MARKS SHOULD BE RED. ALTERNATIVE: IF USING RED OR CANDYCANE COLORED ROPE, MARKS SHOULD BE WHITE.**



### HOW TO MARK YOUR GEAR

A solid colored rope may be used for state gear marks, including the solid surface mark.

The solid surface 3-foot mark may be applied with dye, paint, tape, heat-shrink tubing, insertion of a colored rope or braided sleeve, or the line may be marked as approved in writing by the Greater Atlantic Regional Administrator.

Rope with a distinctive colored strand throughout or Candy Cane rope may be used instead of the specific state gear marks in the body of the buoy line.

The state 12-inch marks may be added using dye, paint, tape, heat-shrink tubing, zip ties; spliced in insertion of a colored rope or braided sleeve or other material, or a thin line may be woven into or through the line; or the line may be marked as approved in writing by the Greater Atlantic Regional Administrator.