

**WHY YOUR
PARTICIPATION
IS IMPORTANT**

**NLSY
97**

Your experiences matter!

Every two years, we ask you about your employment and other topics that impact your work experience, such as health and wellness.

This helps researchers and policy makers understand the important issues impacting men's lives.

Please contact us with any questions or comments:



Call: 877-504-1086


Text with your full name to: 312-835-1905

Email: nlsy97@norc.org

Visit: www.bls.gov/respondents/nls/



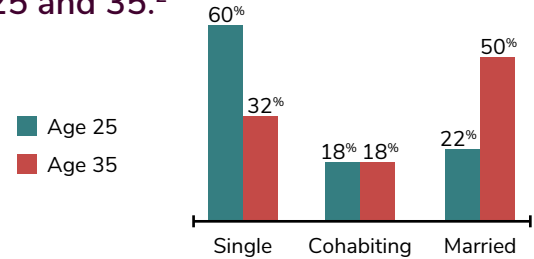
Findings about NLSY 97 men in the labor force



Job satisfaction

Men who reported that they liked their job very much or fairly well increased from 69 percent to 77 percent over a 10-year period.¹

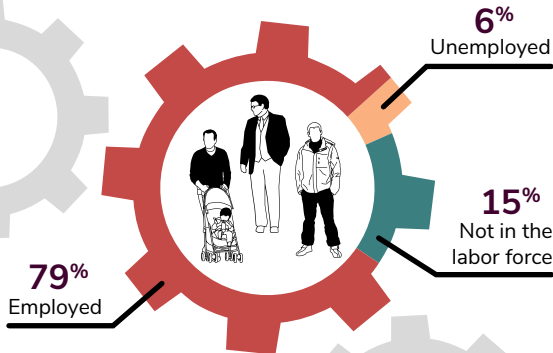
Marital status for men at ages 25 and 35.²



Men's healthcare coverage increased from 63 percent to 89 percent over a 10-year period.³

Researchers value your contributions!

Percent of weeks men were employed, unemployed, or not in the labor force from ages 18 through 34.⁴



Men's health-related work limitations increased from 5 percent at age 25 to 7 percent at age 35.⁵

^{1,5} Bureau of Labor Statistics, U.S. Department of Labor. National Longitudinal Survey of Youth 1997 cohort, 2009-2019 (rounds 13-19).



^{2,3,4} Bureau of Labor Statistics, U.S. Department of Labor. "Labor Market Experience, Education, Partner Status, and Health for those Born 1980-1984 Summary." <https://www.bls.gov/news.release/nlsyth.nr0.htm#>