

Program for International Student Assessment 2025 (PISA 2025) Main Study Recruitment and Field Test

Appendix A-2 Main Study Recruitment Materials

OMB# 1850-0755 v.28

**National Center for Education Statistics (NCES)
U.S. Department of Education**

**Institute of Education Sciences
Washington, DC**

**April 2023
revised July 2023**

Throughout this document are screenshots that show the web content of MyPISA.us for schools and school coordinators from the main study in PISA 2022, along with text for the PISA 2025 Main Study. The last section of this document, “MyPISA project website for School Coordinators and schools,” documents the contents of the website most extensively, but MyPISA screenshots also appear throughout the sections, “Instructions for School Coordinators to E-file student lists,” and “PISA 2025 Main Study School Coordinator Handbook”. MyPISA.us is described in Part B of the field test package.

The systems for the PISA 2025 Main Study are currently inactive, but will not change other than references to the current round of PISA and updates to the specifics of the main study, such as the appropriate birth year of students within the sample, and the number of students to be sampled.

Updated screenshots and, if necessary, any updated text will be made to Appendix A-2 Main Study Recruitment Materials in change requests by May 2024

TABLE OF CONTENTS

State PISA 2025 Main Study Letter.....	3
School District PISA 2025 Main Study Letter.....	4
School PISA 2025 Main Study Letter.....	6
PISA 2025 Main Study Brochure.....	8
PISA 2025 Main Study FAQ for school administrators - Front Page.....	10
PISA 2025 Main Study FAQ for Students	12
PISA 2025 Main Study Timeline of Activities.....	14
PISA 2025 Main Study Health and Safety Protocols.....	15
School Coordinator Email announcing E-Filing.....	17
Instructions for School Coordinators to E-file student lists.....	18
PISA E-file reminder email to School Coordinator.....	26
Email to School Coordinator when student samples are complete and Student Tracking and School Logon Forms have been posted to MyPISA.us.....	27
PISA 2025 Main Study – Principal Questionnaire Invitation.....	28
PISA 2025 Questionnaire Login Pages - School.....	29
PISA 2025 Main Study – Principal Reminder 1.....	30
PISA 2025 Main Study – Principal Reminder 2.....	31
PISA 2025 Main Study Student Login From.....	32
PISA 2025 Main Study School Coordinator Handbook Cover Letter.....	33
PISA 2025 Main Study School Coordinator Handbook.....	34
MyPISA project website for School Coordinators and schools.....	78
PISA 2025 Main Study Student Presentation Video.....	101

State PISA 2025 Main Study Letter

[Date]

[Title] [Name First] [Name Last]

[Title/Department]

[State]

[Address 1]

[Address 2]

[City], [State] [Zip code]

Dear [Title] [Name Last]:

The United States and more than 80 other countries and education systems will participate in the 2025 Program for International Student Assessment (PISA). PISA is the largest international education study in the world and measures the mathematics, reading, and science literacy of students nearing the end of compulsory education. PISA 2025 will also introduce a new domain called Learning in a Digital World that asks students to engage in problem-solving tasks. I am asking your agency to **support the participation of the schools in your state** that have been randomly selected to take the PISA main study scheduled for the fall of 2025.

While participation is voluntary, your state's participation ensures that the U.S. results are complete, accurate, and representative of all students across the country. Researchers and policymakers use PISA results to compare national progress against international standards and the educational progress of our global economic peers and competitors.

To acknowledge their time and effort, participating schools, school coordinators (a school staff person designated to communicate with PISA staff), and students will receive an honorarium for their participation in PISA.

PISA is conducted in the United States by the National Center for Education Statistics (NCES) within the U.S. Department of Education and is administered by Westat, a research firm in Rockville, Maryland. The U.S. Office of Management and Budget (OMB) has approved the data collection under OMB# 1850-0755. You can find more details about PISA, including information on the confidentiality of the data collected, in the enclosed materials.

Westat will contact sampled school districts and schools in the next few weeks to discuss participation. We understand the ongoing challenges schools face due to COVID-19, and the health and safety of students and school staff is our top priority. PISA representatives will provide significant assistance to schools by administering the field test and bringing all necessary materials and equipment. Information about our protocols is included in the enclosed COVID-19 Protocols document.

We are also in contact with your state assessment director and NAEP State Coordinator to try to ensure we do not conflict with other state efforts and to help districts and schools understand how the PISA field test fits in with other NCES data collections.

If you have questions about the study in the meantime, please call David Kastberg at 301-294-3811 or send an email to PISAHELP@westat.com. You may also get more information by contacting Samantha Burg at NCES at 202-245-7537 or samantha.burg@ed.gov, or by visiting the PISA website at <http://nces.ed.gov/surveys/pisa>.

Thank you for your time and support.

Sincerely,

Peggy Carr, Ph.D.

Associate Commissioner, National Center for Education Statistics

cc: [State assessment coordinator name]

Enclosures

The National Center for Education Statistics (NCES) is authorized to conduct the Program for International Student Assessment (PISA) by the Education Sciences Reform Act of 2002 (ESRA 2002, 20 U.S.C. §9543), and to collect students' education records from educational agencies or institutions for the purpose of evaluating federally supported education programs under the Family Educational Rights and Privacy Act (FERPA, 34 CFR §§ 99.31(a)(3)(iii) and 99.35). The data are being collected for NCES by Westat, a U.S.-based research organization. All of the information you provide may be used only for statistical purposes and may not be disclosed, or used, in identifiable form for any other purpose except as required by law (20 U.S.C. §9573 and 6 U.S.C. §151).

School District PISA 2025 Main Study Letter

[Date]

[Title] [Name First] [Name Last], [Title/Department]

[School District]

[Address 1]

[City], [State] [Zip code]

Dear [Title] [Name Last]:

The United States and more than 80 other countries and education systems will participate in the 2025 Program for International Student Assessment (PISA). PISA is the largest international education study in the world and measures the mathematics, reading, and science literacy of students nearing the end of compulsory education. PISA 2025 will also introduce a new domain called Learning in a Digital World that asks students to engage in problem-solving tasks. I am writing to ask your agency to **support the participation of the schools in your district** that have been randomly selected to take the PISA main study scheduled for the fall of 2025 and to include the assessment window (October 6 – November 28, 2025) on your district calendar.

While participation is voluntary, your district's participation ensures that the U.S. results are complete, accurate, and representative of all students across the country. PISA results are used by researchers and policymakers to chart national progress against international standards and the educational progress of our global economic peers and competitors. The purposes of the field test are to refine operational processes and try out new questions to ensure they accurately measure students' knowledge and skills, and are unbiased toward U.S. students.

- As a thank you for your time and effort to participate in the PISA field test, schools will receive \$250 for participating.
- The school's PISA school coordinator (a school staff person designated to communicate with PISA staff) will receive \$200 as a thank you for their time and effort.
- Each participating student will be eligible to receive \$25 and a volunteer service certificate of 4 hours from the U.S. Department of Education.

PISA is conducted in the United States by the National Center for Education Statistics (NCES) within the U.S. Department of Education and is administered by Westat, a research firm in Rockville, Maryland. The U.S. Office of Management and Budget has approved the data collection under OMB# 1850-0755. You can find more details about PISA, including information on the confidentiality of the data collected, in the enclosed materials.

Within the next few days, a PISA representative from Westat will contact the following school(s) in your district that have been selected for PISA: [LIST SAMPLED SCHOOLS HERE...].

We understand the ongoing challenges schools face due to COVID-19, and the health and safety of students and school staff is our top priority. PISA representatives will provide significant assistance to schools by administering the field test and bringing all necessary materials and equipment. Information about our protocols is included in the enclosed COVID-19 Protocols document.

If you have any questions, please do not hesitate to call 1-888-638-2597 or email PISAHELP@westat.com. You may also get more information by contacting Samantha Burg at NCES at 202-245-7537 or samantha.burg@ed.gov, or by visiting the PISA website at <http://nces.ed.gov/surveys/pisa>.

Thank you for your time and support.

Sincerely,

Peggy Carr, Ph.D.

Associate Commissioner, National Center for Education Statistics

cc: [State assessment coordinator name]

Enclosures

The National Center for Education Statistics (NCES) is authorized to conduct the Program for International Student Assessment (PISA) by the Education Sciences Reform Act of 2002 (ESRA 2002, 20 U.S.C. §9543), and to collect students' education records from educational agencies or institutions for the purpose of evaluating

federally supported education programs under the Family Educational Rights and Privacy Act (FERPA, 34 CFR §§ 99.31(a)(3)(iii) and 99.35). The data are being collected for NCES by Westat, a U.S.-based research organization. All of the information you provide may be used only for statistical purposes and may not be disclosed, or used, in identifiable form for any other purpose except as required by law (20 U.S.C. §9573 and 6 U.S.C. §151).

School PISA 2025 Main Study Letter

[Date]

[Title] [Name First] [Name Last], [Title/Department]

[School District]

[Address 1]

[City], [State] [Zip code]

Dear [Title] [Name Last]:

The United States and more than 80 other countries and education systems will participate in the 2025 Program for International Student Assessment (PISA). PISA is the largest international education study in the world and measures the reading, mathematics, and science literacy of students nearing the end of compulsory education. PISA 2025 will also introduce a new domain called Learning in a Digital World that asks students to engage in problem-solving tasks. Your school is one of about 300 schools across the United States that has been randomly **selected to take part in PISA scheduled for fall 2025**.

PISA provides comparative information on the performance of U.S. students with their peers in other countries. It fosters international engagement across education systems, allowing teachers, education professionals, and policy experts to compare shared experiences in the global learning community.

- While participation in this study is voluntary, your school plays an important role in ensuring that the U.S. sample is representative of the knowledge and skills of all students across the country. As a thank you for your time and effort to participate in the PISA field test, your school will receive \$250 for participating.
- Your school's PISA school coordinator (a school staff person designated to communicate with PISA staff) will receive \$200 as a thank you for their time and effort.
- Each participating student will be eligible to receive \$25 and a volunteer service certificate of 4 hours from the U.S. Department of Education.

Please review the enclosed materials to learn more about the PISA assessment experience and the benefits of participating. PISA is conducted in the United States by the National Center for Education Statistics (NCES) within the U.S. Department of Education and is administered by Westat, a research firm in Rockville, Maryland. The U.S. Office of Management and Budget (OMB) has approved the data collection under OMB# 1850-0755. Please see the enclosed FAQ for more information on the confidentiality of the data collected.

The PISA window is October 6 – November 28, 2025. Within the next few days, a PISA representative from Westat will contact you to discuss your school's participation. We understand the ongoing challenges your school faces due to COVID-19, and the health and safety of your students and school staff is our top priority. We will provide significant support to your school by administering the field test and bringing all necessary materials and equipment. Information about our protocols is included in the enclosed COVID-19 Protocols document.

If you have any questions, please do not hesitate to call 1-888-638-2597 or email PISAHELP@westat.com. You may also get more information by contacting Samantha Burg at NCES at 202-245-7537 or samantha.burg@ed.gov, or by visiting the PISA website at <http://nces.ed.gov/surveys/pisa>.

Your school's participation in the PISA field test is vital to ensuring a fair and valid assessment for all U.S. students. Thank you for your time and for supporting this important international education study.

Sincerely,

Peggy Carr, Ph.D.

Associate Commissioner, National Center for Education Statistics

cc: [State assessment coordinator name]

Enclosures

The National Center for Education Statistics (NCES) is authorized to conduct the Program for International Student Assessment (PISA) by the Education Sciences Reform Act of 2002 (ESRA 2002, 20 U.S.C. §9543), and to collect students' education records from educational agencies or institutions for the purpose of evaluating federally supported education programs under the Family Educational Rights and Privacy Act (FERPA, 34 CFR §§ 99.31(a)(3)(iii) and 99.35). The data are being collected for NCES by Westat, a U.S.-based research organization. All of the information you provide may be used only for statistical purposes and may not be disclosed, or used, in identifiable form for any other purpose except as required by law (20 U.S.C. §9573 and 6 U.S.C. §151).

PISA 2025 Main Study Brochure -Front Cover

What is PISA?

The Program for International Student Assessment (PISA) is an international assessment of students nearing the end of compulsory education that measures how well students apply their knowledge and skills in science, reading, and mathematics, and a new domain called Learning in a Digital World (LDW). Conducted eight times since 2000, the next round of PISA in 2025 will include students from more than 80 countries and education systems around the world, including the United States. PISA is coordinated by the Organization for Economic Cooperation and Development (OECD) and conducted in the United States by the National Center for Education Statistics (NCES) within the U.S. Department of Education.

Why is PISA important and what are the benefits of participating?

PISA provides a unique opportunity for the United States to understand how well students nearing the end of compulsory education are prepared to enter the workforce or post-secondary education in comparison to their peers from more than 80 countries. Through participating in PISA, schools, and students contribute to ongoing efforts to improve education in our country. PISA helps identify U.S. students' strengths and weaknesses in the domains of mathematics, reading, science, and LDW and offers insights into successful policies and practices in other countries.

Each school and student that participates in PISA plays a vital role in representing other schools and students that are similar. It is essential that sampled schools contribute to this important measurement of educational progress to ensure the U.S. sample reflects the knowledge and skills of *all* students across the country.

As a token of appreciation for participating, schools will receive \$250, the school coordinator will receive \$200, students who participate will each receive \$25 as well as 4 hours of volunteer service time.

What will schools and students be asked to do in the PISA field test?

PISA 2025 has three primary components: (1) a computer-based student assessment, (2) a computer-based student questionnaire, and (3) an online school questionnaire.

- Up to 52 students in each school will be selected to participate in the PISA assessment, which takes about 3 1/2 hours, including instructions, breaks, and a questionnaire. Students will answer questions in various combinations of mathematics, reading, science, and Learning in a Digital World.
- The principal of each school will be asked to appoint a staff member to act as the PISA school coordinator. The school coordinator will work with Westat staff to coordinate the assessment and submit a student list for sampling. The principal of each school will also be asked to complete a 53-minute online questionnaire about school and student body characteristics and policies.

How is PISA developed?

PISA is developed through an international collaborative process involving input from U.S. and international experts in science, reading, mathematics, financial literacy, and educational measurement. The PISA assessment materials are thoroughly reviewed by within-country experts to make sure the materials are appropriate for each country's students. Finally, the final assessment materials are endorsed by all participating countries.

What do PISA questions look like?

Some items require students to select from among possible responses, while others require students solve problems and provide written answers. Examples of PISA assessment questions are available at <http://nces.ed.gov/surveys/pisa/educators.asp> and <https://www.oecd.org/pisa/pisaproducts/pisa-test-questions.htm>.

Which countries are participating in PISA 2025?

Albania	Germany	Norway
Algeria	Greece	Peru
Argentina	Hong Kong-China	Poland
Australia	Hungary	Portugal
Austria	Iceland	Qatar
Belgium	Indonesia	Romania
Brazil	Ireland	Russian Federation
Bulgaria	Israel	Singapore
Canada	Italy	Slovak Republic
Chile	Japan	Slovenia
China	Jordan	Spain
Chinese Taipei	Kazakhstan	Sweden
Colombia	Korea	Switzerland
Costa Rica	Kosovo	Thailand
Croatia	Latvia	Trinidad and Tobago
Czech Republic	Lebanon	Tunisia
Denmark	Lithuania	Turkey
Dominican Republic	Luxembourg	United Arab Emirates
Estonia	Macao-China	United Kingdom
Finland	Malaysia	United States of America
Former Yugoslav Republic of Macedonia	Malta	Uruguay
France	Mexico	Vietnam
Georgia	Moldova	
	Montenegro	
	Netherlands	
	New Zealand	

Where do I find more information?

Visit the PISA website at <http://nces.ed.gov/surveys/pisa>.

For additional questions about PISA 2025, contact the PISA U.S. home office at 1-888-638-2597 or email PISAHELP@westat.com.

The National Center for Education Statistics (NCES) is authorized to conduct the Program for International Student Assessment (PISA) by the Education Sciences Reform Act of 2002 (ESRA 2002, 20 U.S.C. §9543), and to collect students' education records from educational agencies or institutions for the purpose of evaluating federally supported education programs under the Family Educational Rights and Privacy Act (FERPA, 34 CFR §§ 99.31(a)(3)(iii) and 99.35). The data are being collected for NCES by Westat, a U.S.-based research organization. All of the information you provide may be used only for statistical purposes and may not be disclosed, or used, in identifiable form for any other purpose except as required by law (20 U.S.C. §9573 and 6 U.S.C. §151).

Program for International Student Assessment **FREQUENTLY ASKED QUESTIONS**

PISA 2025 (Fall 2025) *Information for Schools*

PISA is an international assessment of students nearing the end of compulsory education that measures how well students apply their knowledge and skills to solve problems related to science, reading, mathematics, and a new domain called Learning in a Digital World (LDW). In PISA 2025, students will be assessed in mathematics, reading, science, LDW, or some combination of these subjects. PISA 2025 will be administered in the fall 2025.

What does participating in PISA entail?

Each school is asked to designate a school coordinator to work with Westat and to submit a list of all students born between July 1, 2009 and June 30, 2010. Up to 52 students in each school will be sampled to participate in the PISA assessment, which takes about 3 ½ hours of total time, including instructions, breaks, and a questionnaire. The principal of each school will also be asked to complete an online questionnaire about school and student body characteristics and policies.

Why should my school and students participate?

Your school was randomly selected so that the overall U.S. sample would be representative of the overall U.S. school population. The participation of selected schools in the United States is vital to ensuring an accurate representation of the overall population of students nearing the end of compulsory education across the country—including U.S. public and private schools. Although the assessment is voluntary, we rely on school and student participation to ensure the results are complete and accurate. We cannot do that without the support of schools like yours.

As a token of appreciation for participating, schools will receive \$250, the school coordinator will receive \$200, and students who participate will each receive \$25 as well as 4 hours of volunteer service time.

What are the benefits to participating?

Schools participating in PISA may receive a school-level report (pending sample size and response rate requirements). The school report presents comparisons of your school's average scores with the average scores of participating education systems. The report also provides comparisons of your school with other similar U.S. schools based on specific school-level characteristics. The school report is provided only to your school and any published reports from PISA 2025 will not identify participating schools.

Will all of our students be asked to participate?

Probably not. In each school, all students born between July 1, 2009 and June 30, 2010 and enrolled in grade 7 or higher will have an equal chance of selection. Up to 52 students in each school will be selected to participate. Only in very small schools will the school sample likely include all eligible students. In addition, some students with disabilities or limited English proficiency may be offered a limited set of accommodations to enable their participation; otherwise, they may be excused from the assessment.

Who conducts the PISA assessment?

The National Center for Education Statistics (NCES), within the U.S. Department of Education, conducts this study as authorized by the Education Sciences Reform Act of 2002 (ESRA 2002, 20 U.S.C. §9543) and with the approval of the U.S. Office of Management and Budget under OMB# 1850-0755. The assessment process will be undertaken by trained staff from Westat, a research organization under contract to NCES. In compliance with standard protocols, Westat field staff undergoes FBI background checks.

How is the school questionnaire administered?

The school questionnaire is administered online from a secure website. The school questionnaire, which looks at school characteristics such as enrollment and school practices, takes less than an hour to complete.

Do teachers or other school staff need to help administer the assessment?

No. Westat field staff will visit the school on the day of the assessment, bringing with them all the materials required, and will handle the entire administration of the assessment. Field staff will also bring all of the necessary computer equipment. There is no requirement for school resources such as school computers or access to the internet. All that is required is adequate space to set up the equipment and assess the students.

When will PISA be conducted?

The PISA field test will be conducted between October 6 and November 28, 2025 Westat will work with schools to identify an assessment date convenient for the school in that time period.

How long does PISA take?

Students will take a computer-based assessment. This approximately 3 and half hour session includes time for instructions, the assessment, breaks, and a questionnaire that students complete about themselves. The assessment location will be used for about 5 hours total, including setup and breakdown by Westat staff. All assessment activities will take place in one day.

What will happen with the collected data?

The data collected for PISA will be used to report on students' knowledge and skills as group descriptions at the national level. All of the information provided by school staff and students may be used only for statistical purposes and may not be disclosed, or used, in identifiable form for any other purpose except as required by law (20 U.S.C. §9573 and 6 U.S.C. §151). The U.S. Office of Management and Budget has approved this data collection under OMB# 1850-0755. Reports of the findings from PISA will not identify participating districts, schools, students, or individual staff. Individual responses will be combined with those from other participants to produce summary statistics and reports.

Where can I find more information?

Visit the PISA website at <http://nces.ed.gov/surveys/pisa>. For additional questions about PISA 2025, contact the PISA U.S. home office at 1-888-638-2597 or email PISAHELP@westat.com.

The National Center for Education Statistics (NCES) is authorized to conduct the Program for International Student Assessment (PISA) by the Education Sciences Reform Act of 2002 (ESRA 2002, 20 U.S.C. §9543), and to collect students' education records from educational agencies or institutions for the purpose of evaluating federally supported education programs under the Family Educational Rights and Privacy Act (FERPA, 34 CFR §§ 99.31(a)(3) (iii) and 99.35). The data are being collected for NCES by Westat, a U.S.-based research organization. All of the information you provide may be used only for statistical purposes and may not be disclosed, or used, in identifiable form for any other purpose except as required by law (20 U.S.C. §9573 and 6 U.S.C. §151).

Program for International Student Assessment **FREQUENTLY ASKED QUESTIONS**

PISA 2025 (Fall 2025)

Information for Students

What is PISA?

The Program for International Student Assessment (PISA) is an international assessment of students nearing the end of mandatory schooling that measures how well students apply their knowledge and skills in solving problems in science, reading, and mathematics, and a new domain called Learning in a Digital World. Conducted every three years, PISA presents problems that students are likely to encounter in the real world. This fall, students like you from more than 80 countries and education systems, including the United States, will participate in PISA.

Why should I participate in PISA?

You are one of up to 52 students in your school who have been selected to participate in PISA. Participation in PISA is voluntary, but each student who participates plays a vital role in ensuring the U.S. results are representative of *all* types of schools and education environments across the country—including public and private schools. Plus, if you participate in PISA you will...

- Receive a certificate for 4 hours of volunteer service from the U.S. Department of Education;
- Represent students like you across the country; and
- Make an important contribution to this global effort to understand students' ability by representing other students just like you across the United States.

Only 6,000 students will have the unique opportunity to participate in PISA across the United States. How often do you get the chance to represent your country? Participating in PISA is a national service. You can have an impact on the bigger picture of education in the United States and around the world.

What subjects are assessed in PISA?

Each student participating in PISA will be assessed in various combinations of the following subjects: science, reading, mathematics, and a newly developed assessment called Learning in a Digital World.

What types of questions will I see on PISA?

PISA questions assess the knowledge and skills students have learned, both in and out of school, based on situations you may encounter in real life. Some PISA questions require that you select from a set of provided answers; other PISA questions require that you write out your response. PISA is administered on computer and many of the items are interactive, where you manipulate different pieces of information. To try PISA items on your own, please visit <http://www.oecd.org/pisa/test/>.

How long does PISA take?

The PISA assessment takes approximately 3 ½ hours to complete. This includes time for instructions, the assessment, breaks, and a survey about you.

How did my school get selected to take PISA?

The schools that participate in PISA in the United States are randomly selected from a list of all schools in the country that enroll age-eligible students. This is done to ensure that U.S. participants accurately represent the entire population of students nearing the end of compulsory education and not just particular types of schools or groups of students.

How did I get selected to take PISA?

The only criteria for being eligible to be selected for PISA are being born between July 1, 2009 and June 30, 2010 and enrolled in grade 7 or higher. From a list of all eligible students provided by your school, up to 52 students were randomly selected to participate. Every eligible student enrolled in a PISA selected school has an equal chance of being selected. Students in other countries are selected in the same way to make sure each country is fairly represented and no country is advantaged or disadvantaged because of the types of schools or groups of students selected.

What is done with the information you collect from me?

PISA is not designed to produce individual test scores and your individual performance is not shared with your teachers, school, or district in any way. Student responses are combined with other student responses and are only used for statistical purposes. The data collected for PISA will be used to report on students' knowledge and skills as group descriptions at the national level. All of the information you provide may be used only for statistical purposes and may not be disclosed, or used, in identifiable form for any other purpose except as required by law (20 U.S.C. §9573 and 6 U.S.C. §151). The U.S. Office of Management and Budget has approved this data collection under OMB# 1850-0755.

Where can I find more information?

Visit the PISA website at <http://nces.ed.gov/surveys/pisa>. For additional questions about PISA, contact the PISA U.S. home office at 1-888-638-2597 or email PISAHELP@westat.com.

The National Center for Education Statistics (NCES) is authorized to conduct the Program for International Student Assessment (PISA) by the Education Sciences Reform Act of 2002 (ESRA 2002, 20 U.S.C. §9543), and to collect students' education records from educational agencies or institutions for the purpose of evaluating federally supported education programs under the Family Educational Rights and Privacy Act (FERPA, 34 CFR §§ 99.31(a)(3) (iii) and 99.35). The data are being collected for NCES by Westat, a U.S.-based research organization. All of the information you provide may be used only for statistical purposes and may not be disclosed, or used, in identifiable form for any other purpose except as required by law (20 U.S.C. §9573 and 6 U.S.C. §151).

PISA 2025 Main Study Timeline of Activities

	March-August 2025	August-October 2025 Pre-assessment Contact	October-November 2025 Assessment Visit	Acknowledgements and Benefits
Principal	<ul style="list-style-type: none"> ▪ Identify a school coordinator. 	<ul style="list-style-type: none"> ▪ Complete an online School Questionnaire on the characteristics of your school. 	<ul style="list-style-type: none"> ▪ Complete an online School Questionnaire on the characteristics of your school (if not already completed). 	<ul style="list-style-type: none"> ▪ Represent other similar U.S. schools. ▪ Schools will receive \$250 for participating.
School Coordinator	<ul style="list-style-type: none"> ▪ Select an assessment date convenient for your school. ▪ Arrange for the use of a classroom or an alternative quiet space for the assessment. ▪ Determine parent notification procedures. ▪ Provide a list of eligible students to PISA staff. 	<ul style="list-style-type: none"> ▪ Notify selected students, and students' parents of the study and importance of participating. ▪ Arrange time and space for student meeting with PISA representative prior to the assessment. ▪ Notify teachers of the sampled students of their selection to participate, and request that teachers release students from class on assessment day. ▪ Coordinate the principal's completion of the school questionnaire. ▪ Confirm the date and location of the assessment for PISA staff. ▪ Collect parental consent forms where required and submit to PISA staff. 	<ul style="list-style-type: none"> ▪ Arrange for assessment space. ▪ Ensure all sampled students are released from and attend the assessment. ▪ Briefly meet with PISA staff after the assessment. 	<ul style="list-style-type: none"> ▪ Receive \$200 as a thank you for time and effort in coordinating the assessment.
Students			<ul style="list-style-type: none"> ▪ Take the assessment and complete a student questionnaire. 	<ul style="list-style-type: none"> ▪ Receive a Certificate of Volunteer Service for 4 hours of community service. ▪ Represent other U.S. students like themselves and contribute to the profile of what our nation's students know and can do. ▪ Receive \$25 as a thank you for participating.
PISA Staff	<ul style="list-style-type: none"> ▪ Provide school with materials explaining PISA and its importance. ▪ Work with the school coordinator to set an assessment date. ▪ Safeguard data collected from schools, staff, and students. 	<ul style="list-style-type: none"> ▪ Call the school coordinator to discuss assessment day, space, and student participation. ▪ Select a random sample of eligible students to participate. ▪ Provide online access information for the school questionnaires to the school coordinator. ▪ Hold student meeting prior to the assessment 	<ul style="list-style-type: none"> ▪ Conduct assessment from start to finish. ▪ Furnish all the assessment materials and computers. ▪ Briefly meet with school coordinator after the assessment. ▪ Pack up the materials to ensure that the assessments are complete and secure. 	
Find Out More	http://nces.ed.gov/surveys/pisa			

PISA 2024 Health and Safety Protocols

Field Staff Protocols for Assessments

- Review the Daily Health and Safety Screening Checklist (shown on the next page) before traveling to each school.
- Take a COVID-19 **rapid test** with a negative result the day before assessing in each school.
- Be fully vaccinated if required by schools/districts/states. Typically “fully vaccinated” means two standard doses of Moderna, Pfizer, or Novavax (for 18 years and older) or the single-dose Johnson and Johnson vaccine. However, if a school/district/state requires additional doses, field staff will be required to comply with the specific requirement.
- Wear necessary PPE if required by schools/districts/states.
- Report positive COVID-19 test to project using the automated COVID Information Form (CIF).
- Follow all [CDC guidelines](#) for isolating after a positive COVID-19 test.
- Take a COVID-19 rapid test with a negative result to exit [isolation](#) and return to work.

Westat Home Office Actions

Upon receipt of a COVID Incident Form (CIF), Westat will...

- Determine the Look Back Period (LBP) and identify any schools in which the COVID-positive field staff assessed.
- Notify impacted schools by phone with a follow up email and advise them to notify their district (if not a Trial Urban District–TUDA).
- Notify TUDA and State Coordinators.
- Notify the National Center for Education Statistics (NCES).



Disposable towels and sanitizing spray



OPTIONAL

These protocols are subject to change. Westat monitors and reevaluates all COVID-19 protocols as guidance evolves.

Safety begins at home

Daily Health and Safety Screening Checklist

On any day that your PISA work will take you outside of your personal residence or outside your lodging accommodations (if on travel), you will self-administer at-home health monitoring protocol using the **Daily Health and Safety Screening Checklist**, outlined below. This screening checklist is designed to identify symptoms associated with COVID-19, flu, or any other communicable illness.

If you answer “yes” to any question on the screening checklist, you should not work that day. If you proceed to collect data or otherwise perform job duties outside your personal residence (or if on business travel, outside your lodging accommodations), you are affirming that you have answered “no” to all of the screening questions.

Since your last day of work,

1. Do you have a new **fever of 100.4° F or higher** or a sense of having a fever?
2. Do you have a new **cough** that isn't attributable to a known health condition?
3. Do you have new **shortness of breath** that isn't attributable to a known health condition?
4. Have you **lost your sense of taste or smell**?
5. Do you have a new **headache** that isn't attributable to a known health condition?
6. Do you have a new **sore throat** that isn't attributable to a known health condition?
7. Do you have new **muscle aches** that aren't attributable to a known health condition or a specific activity (such as physical exercise)?
8. Do you have new **chills** that aren't attributable to a known health condition?
9. Have you had an episode of **vomiting or diarrhea** that isn't attributable to a known health condition?
10. Do you have **any other negative change** in your health that isn't attributable to a known health condition?
11. Have you had **close contact** with or are you caring for someone who has confirmed they have or is suspected to have contracted COVID-19, the flu, or other communicable disease?

These protocols are subject to change. Westat monitors and reevaluates all COVID-19 protocols as official guidance evolves.

School Coordinator Email announcing E-Filing for Main Study

Subject: PISA E-Filing open

Attachment: PISA 2025 E-Filing Instructions

Dear,

Thank you for your time and effort working on PISA 2025!

We are pleased to announce that WWW.MYPISA.US is now ready to receive student electronic listing files (e-files).

The instructions for preparing and submitting your school's student listing files are attached to this email. The PISA E-filing Instructions can also be accessed online from the website. Along with the instructions, we've prepared a formatted Excel template to make preparing the e-file more convenient.

If you have yet to register on WWW.MYPISA.US, please let us know so we can send you the registration ID for your school.

Reach out to the PISA help desk by phone between 8 a.m. and 8 p.m. Eastern Time at 1-888-638-2597 or email PISAHelp@westat.com.

Thanks again for your support.

All the best,

The PISA USA Team

The National Center for Education Statistics (NCES) is authorized to conduct the Program for International Student Assessment (PISA) by the Education Sciences Reform Act of 2002 (ESRA 2002, 20 U.S.C. §9543), and to collect students' education records from educational agencies or institutions for the purpose of evaluating federally supported education programs under the Family Educational Rights and Privacy Act (FERPA, 34 CFR §§ 99.31(a)(3) (iii) and 99.35). The data are being collected for NCES by Westat, a U.S.-based research organization. All of the information you provide may be used only for statistical purposes and may not be disclosed, or used, in identifiable form for any other purpose except as required by law (20 U.S.C. §9573 and 6 U.S.C. §151).

Instructions for School Coordinators to E-file student lists

PREPARE ELECTRONIC STUDENT FILE (E-FILE).....1
Step 1: Identify ALL students at your school who meet the eligibility criteria.....1
Step 2: List each of the eligible students.....1

Submitting your Electronic Student File.....2
Student E-File Step 1: Upload your file.....2
Student E-File Step 2: Identify your column contents.....2
Student E-File Step 3: Match your values to PISA codes.....3
Student E-File Step 4: Verify your E-File.....4
Online Student Data Checks.....5

The National Center for Education Statistics (NCES) is authorized to conduct the Program for International Student Assessment (PISA) by the Education Sciences Reform Act of 2002 (ESRA 2002, 20 U.S.C. §9543), and to collect students’ education records from educational agencies or institutions for the purpose of evaluating federally supported education programs under the Family Educational Rights and Privacy Act (FERPA, 34 CFR §§ 99.31(a)(3)(iii) and 99.35). The data are being collected for NCES by Westat, a U.S.-based research organization. All of the information you provide may be used only for statistical purposes and may not be disclosed, or used, in identifiable form for any other purpose except as required by law (20 U.S.C. §9573 and 6 U.S.C. §151). According to the Paperwork Reduction Act of 1995, no persons are required to respond to a collection of information unless such collection displays a valid OMB control number. The valid OMB control number for this voluntary information collection is 1850-0755. The time required to complete this information collection is estimated to average up to 240 minutes per school coordinator, including the time to review instructions, gather the data needed, and complete and review the information collection. If you have any comments or concerns regarding the accuracy of the time estimate(s), suggestions for improving the form, or questions about the status of your individual submission of this form, write directly to: The Program for International Student Assessment (PISA) 2022, National Center for Education Statistics (NCES), Potomac Center Plaza, 550 12th Street, SW, Room 4007, Washington, DC 20202.

PISA 2025: Student Records Collection: 4 hours
OMB Clearance Number 1850-0755
Expiration Date: xx/xx/xxxx

Preparing the PISA Electronic Student File (E-File)

Step 1: Identify ALL students at your school who meet the eligibility criteria

Criteria for PISA student eligibility are:

- Enrolled in Grade 7 or higher, AND
- Born **between July 1, 2009 and June 30, 2010.**

PISA needs accurate information about all students at your school who meet the above criteria for student eligibility. Include all students, even those students who typically may be excluded from other testing programs, such as students with IEPs or 504 plans (SD), English learners (EL), or students with limited English proficiency (LEP). Do not include students who are known to be withdrawn on your list. All other eligible students **must** be added to your list of students.

Step 2: List each of the eligible students along with their demographic information (see Figure 1 below for an example)

Using the Excel template provided on the MyPISA.us website (www.MyPISA.us), list students in your school who are eligible for PISA along with their demographic information.

- Student first name
- Student middle name (not required)
- Student last name
- Grade in school (Grade 7 – Grade 12 as applicable)
- Month of birth (M or MM; must be submitted in numeric format, not text (1 or 01 for JAN))
- Year of birth (YYYY: 2009 or 2010)
- Sex (numeric or text (1/2, F/M))

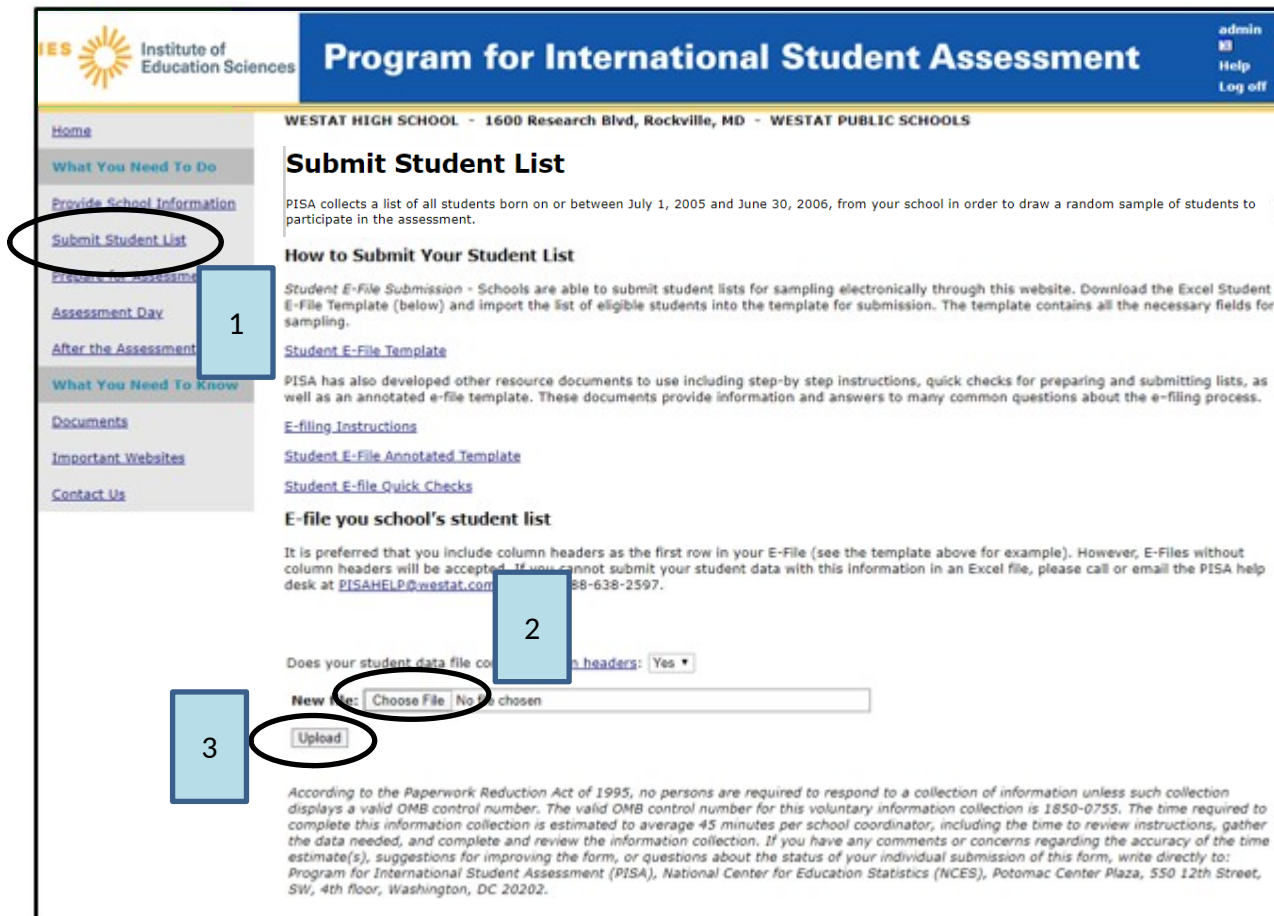
Figure 1: Example of Electronic Student File

Student First Name	Student Middle Name	Student Last Name	Grade	Month of Birth	Year of Birth	Sex
Ted		Brooks	10	12	2009	2
Jeffery		Jenkins	9	11	2009	2
Rose		Matthews	10	7	2009	1
Jennifer		Trader	12	8	2009	1
Jose		Rodríguez	10	3	2010	2
Roy		Zastrow	9	4	2010	2
Sam		Walker	10	5	2010	2
Julie		Walters	9	6	2010	1

Submitting the PISA Electronic Student File (E-File)

Step 1: Upload file. After you have created and saved your student E-File, proceed to www.MyPISA.us. Once you have logged in, click the 'Submit Student List' link on the left side of the page (Box 1 below). Then click the "Browse" button to locate your file (box 2 below). Once you've located the file and clicked ok, click "Upload" (box 3 below).

Exhibit 1. Submit Student List - initial screen



Step 2: Map Columns. The column headings in your file are shown in rows on the left side of the page. In each row, for each heading on the left, click on the down arrow next to the words in the table that read "Column Contains..." on the right. If there is no appropriate description in the drop-down list for your column heading, select N/A.

Exhibit 2. Submit Student List - Identify Your Columns

Submit Student List

Identify Your Columns

We need to know what information is in each column of your student data file (E-File). If you provide numbers for each column in your submitted E-File. Click on the down arrows in **Your Column**

 [View original file](#)

Column Heading 1:	Your Column Contains:
Student First Name	(Student First Name ▼)
Student Middle Name	(Student Middle Name ▼)
Student Last Name	(Student Last Name ▼)
Grade	(Grade ▼)
Month of Birth	(Column Contains ... ▼)
Year of Birth	(Column Contains ... ▼)
Sex	(Column Contains ... ▼)

Previous Next

Step 3: Match Values to PISA Codes. The next step is matching the values on your file to PISA codes. The values in your columns will again be displayed on the left. Select the corresponding PISA code from the drop down list on the right (see exhibit 3). If there is no appropriate description in the drop-down list for your column heading, select N/A. When you are finished matching your values to PISA codes, click next. Repeat the above instructions to assign male/female codes and click next (see exhibit 4).

Exhibit 3. Submit Student List - Match your Values to PISA Codes (grade mapping)

Submit Student List

Match Your Values to PISA Codes

PISA also needs to know the values for each of the columns in your E-File. The tables on the next few web pages contain the following information for each column:

- Your Values: The values in your E-File
- PISA Codes: Click on the down arrow and select the PISA Code that best matches Your Values
- Number: The number of students in your E-File with that value
- Percentage: The percentage in your E-File with that value

Use the Previous and Next buttons to navigate from column header to column header.

If there is an error in your data file, exit E-File, correct the problem in your Excel file, and upload the file again.

 [View original file](#)

Grade - Column 1 of 2

Your Values	PISA Codes	Number	Percentage
10	(10 ▼)	43	89.58%
11	(11 ▼)	5	10.42%

Previous Next

If you need help accessing this website, please contact the PISA help desk by phone between 8 a.m. and 8 p.m. Eastern Standard Time at 1-888-638-2597 or email PISAHHELP@westat.com.

Exhibit 4. Submit Student List - Match your Values to PISA Codes (sex mapping)

Submit Student List

Match Your Values to PISA Codes

If there is an error in your data file, exit E-File, correct the problem in your Excel file, and upload the file again.

 [View original file](#)

Sex - Column 2 of 2

Your Values	PISA Codes	Number	Percentage
F	Male <input type="text"/>	28	58.33%
M	Female <input type="text"/>	20	41.67%

Step 4: Verify your E-file. The final step is to verify that the information is correct and submit your file. Check that the distribution of students by grade and sex match the total number of students you submitted. Indicate whether this information is correct and click “Submit.” If the information is incorrect click “Incorrect” and then click on the “Submit Student List” link on the left side of the screen. This will save your progress and exit the current e-file. You can access this file again or upload a new corrected file and start over using the same file upload process described in Step 1.


Exhibit 5. Submit Student List –Verify your E-file

Submit Student List

Verify Your E-File

The table below summarizes the information you have provided on your student list (students in your E-File), and the total number of students currently enrolled in grade

Record whether the information is correct or incorrect by selecting the appropriate button

 [View original file](#)

	Number	Percentage
Grade		
10	43	89.58%
11	5	10.42%
Sex		
Male	20	41.67%
Female	28	58.33%
Total Enrollment:	48	

- Information is **CORRECT and CURRENT**.
 Information is **INCORRECT**.

Online Student Data Checks - After you click "Submit" a number of online data validation checks are performed by our programs. These checks include checking the number of listed students against statistical estimates, making sure there is an accurate distribution of students by grade based on statistical estimates, checking that all students included are birth-year eligible (born in 2009 or 2010), and checking for any missing data. If the data fail these online checks, you will be presented with a screen that describes the issue, the location of the row(s) in your file that contains the errant data, and will need to correct the file and upload a new version. Exhibit 6 (below) provides an example of a file with missing data. Notice that the affected row is provided for each instance where the check failed. This is designed to help you efficiently locate and ameliorate any issues. Exhibit 7 provides an example of a file where ineligible students were included.

Exhibit 6. Online data checks

IES Institute of Education Sciences | **Program for International Student Assessment** | admin | Help | Log off

WESTAT HIGH SCHOOL - 1600 Research Blvd, Rockville, MD - WESTAT PUBLIC SCHOOLS

During the upload process, a series of validation checks are run on your file. Listed below are the failed checks from your uploaded file. **These issues must be fixed in your file, before you can complete the submission process.** Each check gives the row number(s) from the Excel file where the error occurred.

If your columns have been incorrectly assigned, use the **Update Column Mappings** button at the bottom of the page to make corrections. If changes must be made to the data in the file, use the **Start Over** button to upload a new file, after you have made the necessary corrections.

Click the **View Original File** link to review your uploaded file.

[View original file](#)

- Firstname:** must not be missing for any records. The following rows have an invalid Firstname value.

Firstname	Affected Rows
	7
- Lastname:** must not be missing for any records. The following rows have an invalid Lastname value.

Lastname	Affected Rows
	14
- Year Of Birth:** must be 2004 for all records. The following rows have an invalid Year Of Birth value.

Year Of Birth	Affected Rows
2002	18
2003	11
- Grade:** must not be missing for any records. The following rows have an invalid Grade value.

Grade	Affected Rows
30, 33	
- Sex:** must not be missing for any records. The following rows have an invalid Sex value.

Sex	Affected Rows
47, 50	
- The valid birth range is from January 1, 2004 - December 31, 2004

Year Of Birth	Month Of Birth	Affected Rows
2002	6	18
2003	2	11

[Update Column Mappings](#) [Start Over](#)

Along with the file validation checks, the total number of students is compared to the statistical estimate of eligible students. If there is a 10% or more difference in enrollment, which is typical for most every school, international standards for data collection require that we ask school coordinators for a possible reason. Typical reasons include redistricting, the schools being located within a growing or shrinking community, or near an army base. Exhibit 8 provides a screen shot of the enrollment verification check and comment box. **This check does not prohibit you from completing your e-file.** Simply provide a comment in the box and continue.


Exhibit 7. Online data check – enrollment verification

Submit Student List

Verify Your E-File

The table below summarizes the information you have provided on your student list (E-File). Please review and correct. Total Enrollment at the bottom of the table should match the number of students in your E-File, at grade -1.

Record whether the information is correct or incorrect by selecting the appropriate button at the bottom of the table. If the information is incorrect, you will need to correct your E-File and resubmit it.

 [View original file](#)

	Number	Percentage
Grade		
7	1	33.33%
8	2	66.67%
Sex		
Male	2	66.67%
Female	1	33.33%
Total Enrollment:	3	

Total Enrollment should be within 20% of 139. Please provide a reason why the enrollment may be different. Reasons may include: school may be located near a military base or an area with a growing population, or perhaps enrollment has changed.

*Please specify a reason why

- Information is **CORRECT and CURRENT**.
 Information is **INCORRECT**.

If at any time you realize that every eligible student was not listed, you can exit e-filing, correct the file, and upload a new one. If you have any questions or would like to talk with someone about e-filing, please reach out to the PISA help desk by phone between 8 a.m. and 8 p.m. Eastern Standard Time at 1-888-638-2597 or email PISAHELP@westat.com.

PISA E-file reminder email to School Coordinator

Subject: PISA E-File Reminder

Attachment: PISA 2025 E-Filing Instructions

Dear School Coordinator:

Welcome and thank you for your efforts as the school coordinator for the Program for International Student Assessment (PISA) 2025 at your school!

We are nearing the deadline for your student lists to be submitted for sampling (**October 1, 2025**). Please upload your school's list as soon as possible so that sampled students can be notified about the study.

Detailed instructions for submitting your list to PISA are included in the enclosed document titled **PISA 2025 E-Filing Instructions**.

If you have any questions about the instructions, please contact the PISA Help Desk 1-888-638-2597, or send an email to PISAHELP@westat.com. The e-filing instructions are also posted on the [MyPISA.us](https://www.mypisa.us) website (www.mypisa.us).

Sincerely,

The PISA USA Team

The National Center for Education Statistics (NCES) is authorized to conduct the Program for International Student Assessment (PISA) by the Education Sciences Reform Act of 2002 (ESRA 2002, 20 U.S.C. §9543), and to collect students' education records from educational agencies or institutions for the purpose of evaluating federally supported education programs under the Family Educational Rights and Privacy Act (FERPA, 34 CFR §§ 99.31(a)(3) (iii) and 99.35). The data are being collected for NCES by Westat, a U.S.-based research organization. All of the information you provide may be used only for statistical purposes and may not be disclosed, or used, in identifiable form for any other purpose except as required by law (20 U.S.C. §9573 and 6 U.S.C. §151).

Email to School Coordinator when student samples are complete and Student Tracking and School Logon Forms have been posted to MyPISA.us

Subject: PISA Student Sampling Complete

Hello!

We have processed the list of students from your school and selected a sample of students for the assessment. The following materials are now available on www.MyPISA.us:

- Student Tracking Form
- School Questionnaire Logon Form

To access the files:

1. Log into www.MyPISA.us with your username/password.
2. Click the Documents link in the "What you Need to Know" section.
3. Click on the link in the upper center of the page under "Download Your School's materials here:"

To open the files, use the password **1x2y3z45a6**

Please review and update the Student Tracking Form following the steps provided in chapter 3, section 3.3 of your School Coordinator Handbook.

Please distribute the School Logon Form to the principal/designee for completion of the online School Questionnaire.

Your PISA Test Administrator will be in contact with you to plan for the assessment. He or she can assist you in answering any questions you may have.

If you have any further questions, please feel free to call the PISA Help Desk at 1-888-638-2597, or send an email to PISAHELP@westat.com

Thank you again!

The PISA Team

The National Center for Education Statistics (NCES) is authorized to conduct the Program for International Student Assessment (PISA) by the Education Sciences Reform Act of 2002 (ESRA 2002, 20 U.S.C. §9543), and to collect students' education records from educational agencies or institutions for the purpose of evaluating federally supported education programs under the Family Educational Rights and Privacy Act (FERPA, 34 CFR §§ 99.31(a)(3) (iii) and 99.35). The data are being collected for NCES by Westat, a U.S.-based research organization. All of the information you provide may be used only for statistical purposes and may not be disclosed, or used, in identifiable form for any other purpose except as required by law (20 U.S.C. §9573 and 6 U.S.C. §151).

PISA 2025 Main Study Respondent Communications
PISA 2025 Main Study– Principal Questionnaire Invitation

Dear «principal»:

The United States is participating in an important international study: the Program for International Student Assessment (PISA). PISA is the largest international assessment of education in the world, with more than 80 countries and education systems participating in each cycle. It provides comparative information on the performance of U.S. 15-year-old students in mathematics, reading, and science with 15-year-old students in other countries.

Your school is one of 200 schools across the United States that are taking part in PISA 2025. Part of the study is an online school questionnaire that the principals of the selected schools complete. The questionnaire takes less than an hour to complete. This information, combined with responses from students, helps to provide a more complete understanding of student achievement and contexts for learning.

Use the provided link and unique account information below to complete your questionnaire.

Link: https://portal.mypisa.us/SchoolQuestionnaire Username: 840-00-99-001 Password: 1234567

PISA is conducted in the United States by the National Center for Education Statistics (NCES), within the U.S. Department of Education, and is administered by Westat, a firm in Rockville, Maryland. The U.S. Office of Management and Budget has approved the data collection under OMB #1850-0755.

If you have any questions, please do not hesitate to call 1-888-638-2597 or send an email to PISAHELP@westat.com

You may also get more information about this study by visiting the PISA website at <http://nces.ed.gov/surveys/pisa>

Thank you for your time and for supporting this important international study.

Sincerely,

The PISA USA Team

The National Center for Education Statistics (NCES) is authorized to conduct the Program for International Student Assessment (PISA) by the Education Sciences Reform Act of 2002 (ESRA 2002, 20 U.S.C. §9543), and to collect students' education records from educational agencies or institutions for the purpose of evaluating federally supported education programs under the Family Educational Rights and Privacy Act (FERPA, 34 CFR §§ 99.31(a)(3)(iii) and 99.35). The data are being collected for NCES by Westat, a U.S.-based research organization. All of the information you provide may be used only for statistical purposes and may not be disclosed, or used, in identifiable form for any other purpose except as required by law (20 U.S.C. §9573 and 6 U.S.C. §151).

PISA Questionnaire Login Page – School



Welcome to the PISA 2022 Computer Based Questionnaires

A screenshot of the PISA 2022 login page. It features a light blue header with the text 'Please login'. Below this, there are two input fields: one labeled 'Login:' and another labeled 'Password:'. A 'Login' button is positioned below the password field. The entire form is enclosed in a thin blue border.

Copyright © 2018 - All rights reserved

The National Center for Education Statistics (NCES) is authorized to conduct the Program for International Student Assessment (PISA) by the Education Sciences Reform Act of 2002 (ESRA 2002, 20 U.S.C. §9543), and to collect students' education records from educational agencies or institutions for the purpose of evaluating federally supported education programs under the Family Educational Rights and Privacy Act (FERPA, 34 CFR §§ 99.31(a)(3)(iii) and 99.35). The data are being collected for NCES by Westat, a U.S.-based research organization.

All of the information you provide may be used only for statistical purposes and may not be disclosed, or used, in identifiable form for any other purpose except as required by law (20 U.S.C. §9573 and 6 U.S.C. §151). According to the Paperwork Reduction Act of 1995, no persons are required to respond to a collection of information unless such collection displays a valid OMB control number. The valid OMB control number for this voluntary information collection is 1850-0755. The time required to complete this information collection is estimated to average up to 45 minutes per school administrator, including the time to review instructions, gather the data needed, and complete and review the information collection. If you have any comments or concerns regarding the accuracy of the time estimate(s), suggestions for improving the form, or questions about the status of your individual submission of this form, write directly to: The Program for International Student Assessment (PISA) 2022, National Center for Education Statistics (NCES), Potomac Center Plaza, 550 12th Street, SW, Room 4007, Washington, DC 20202.

School questionnaire login page text

The National Center for Education Statistics (NCES) is authorized to conduct the Program for International Student Assessment (PISA) by the Education Sciences Reform Act of 2002 (ESRA 2002, 20 U.S.C. §9543), and to collect students' education records from educational agencies or institutions for the purpose of evaluating federally supported education programs under the Family Educational Rights and Privacy Act (FERPA, 34 CFR §§ 99.31(a)(3)(iii) and 99.35). The data are being collected for NCES by Westat, a U.S.-based research organization. All of the information you provide may be used only for statistical purposes and may not be disclosed, or used, in identifiable form for any other purpose except as required by law (20 U.S.C. §9573 and 6 U.S.C. §151). According to the Paperwork Reduction Act of 1995, no persons are required to respond to a collection of information unless such collection displays a valid OMB control number. The valid OMB control number for this voluntary information collection is 1850-0755. The time required to complete this information collection is estimated to average up to 53 minutes per school administrator, including the time to review instructions, gather the data needed, and complete and review the information collection. If you have any comments or concerns regarding the accuracy of the time estimate(s), suggestions for improving the form, or questions about the status of your individual submission of this form, write directly to: The Program for International Student Assessment (PISA) 2022, National Center for Education Statistics (NCES), Potomac Center Plaza, 550 12th Street, SW, Room 4007, Washington, DC 20202.

PISA 2025 Main Study – Principal Reminder 1

Dear Principal:

Thank you, your students, and colleagues for participating in PISA!

The data collection window is more than half-way through, and closes on **November 28**. We are reaching out to remind you (or a designee) to complete the school questionnaire for your school prior to November 28.

Use the provided link and unique account information below to access the questionnaire for your school.

Link: <https://portal.mypisa.us/SchoolQuestionnaire>

Username: «**KQID**»

Password: «**TEACHPWD**»

PISA is conducted in the United States by the National Center for Education Statistics (NCES), within the U.S. Department of Education, and is administered by Westat, a firm in Rockville, Maryland. The U.S. Office of Management and Budget has approved the data collection under OMB #1850-0755.

If you have any questions, please do not hesitate to call 1-888-638-2597 or send an email to PISAHELP@westat.com

You may also get more information about this study by visiting the PISA website at <http://nces.ed.gov/surveys/pisa>

Thank you for your time and for supporting this important international study.

Sincerely,

The PISA USA Team

The National Center for Education Statistics (NCES) is authorized to conduct the Program for International Student Assessment (PISA) by the Education Sciences Reform Act of 2002 (ESRA 2002, 20 U.S.C. §9543), and to collect students' education records from educational agencies or institutions for the purpose of evaluating federally supported education programs under the Family Educational Rights and Privacy Act (FERPA, 34 CFR §§ 99.31(a)(3)(iii) and 99.35). The data are being collected for NCES by Westat, a U.S.-based research organization. All of the information you provide may be used only for statistical purposes and may not be disclosed, or used, in identifiable form for any other purpose except as required by law (20 U.S.C. §9573 and 6 U.S.C. §151).

PISA 2025 Main Study– Principal Reminder 2

Dear Principal:

Thank you, your students, and colleagues for participating in PISA!

The data collection window is more than half-way through, and closes on **November 28**. We are reaching out to remind you (or a designee) to complete the school questionnaire for your school prior to November 28.

Use the provided link and unique account information below to access the questionnaire for your school.

Link: <https://portal.mypisa.us/SchoolQuestionnaire>

Username: «**KQID**»

Password: «**TEACHPWD**»

PISA is conducted in the United States by the National Center for Education Statistics (NCES), within the U.S. Department of Education, and is administered by Westat, a firm in Rockville, Maryland. The U.S. Office of Management and Budget has approved the data collection under OMB #1850-0755.

If you have any questions, please do not hesitate to call 1-888-638-2597 or send an email to PISAHELP@westat.com

You may also get more information about this study by visiting the PISA website at <http://nces.ed.gov/surveys/pisa>

Thank you for your time and for supporting this important international study.

Sincerely,

The PISA USA Team

The National Center for Education Statistics (NCES) is authorized to conduct the Program for International Student Assessment (PISA) by the Education Sciences Reform Act of 2002 (ESRA 2002, 20 U.S.C. §9543), and to collect students' education records from educational agencies or institutions for the purpose of evaluating federally supported education programs under the Family Educational Rights and Privacy Act (FERPA, 34 CFR §§ 99.31(a)(3) (iii) and 99.35). The data are being collected for NCES by Westat, a U.S.-based research organization. All of the information you provide may be used only for statistical purposes and may not be disclosed, or used, in identifiable form for any other purpose except as required by law (20 U.S.C. §9573 and 6 U.S.C. §151).

PISA 2025 MAIN STUDY – STUDENT LOGIN FORM

Student Name:	
School Name:	
Student ID:	
Password:	

Your answers will be combined with answers from other students to calculate totals and averages. The National Center for Education Statistics (NCES) is authorized to conduct the Program for International Student Assessment (PISA) by the Education Sciences Reform Act of 2002 (ESRA 2002, 20 U.S.C. §9543), and to collect students' education records from educational agencies or institutions for the purpose of evaluating federally supported education programs under the Family Educational Rights and Privacy Act (FERPA, 34 CFR §§ 99.31(a)(3)(iii) and 99.35). The data are being collected for NCES by Westat, a U.S.-based research organization. All of the information you provide may be used only for statistical purposes and may not be disclosed, or used, in identifiable form for any other purpose except as required by law (20 U.S.C. §9573 and 6 U.S.C. §151). According to the Paperwork Reduction Act of 1995, no persons are required to respond to a collection of information unless such collection displays a valid OMB control number. The valid OMB control number for this voluntary information collection is 1850-0755. The time required to complete this information collection is estimated to average up to 180 minutes per student, including the time to review instructions. If you have any comments or concerns regarding the accuracy of the time estimate(s), suggestions for improving the form, or questions about the status of your individual submission of this form, write directly to: The Program for International Student Assessment (PISA) 2025, National Center for Education Statistics (NCES), Potomac Center Plaza, 550 12th Street, SW, Room 4007, Washington, DC 20202. OMB No. 1850-0755, Approval Expires xx/xx/2026

PISA School Coordinator Handbook Cover Letter

Welcome and thank you for your efforts as the school coordinator for the Program for International Student Assessment (PISA) 2025 at your school. In PISA 2025, the United States will participate along with more than 80 other countries and education systems in a study that produces important international benchmarks in science, reading, and mathematics literacy, and a new domain called Learning in a Digital World, of 15-year-old students. Your assistance is critical to the success of the study.

If you have not already done so, the first step is to generate an electronic student list of all 15-year-old students in your school and to submit it to PISA via the MyPISA.us secure website. Detailed instructions for how to submit student lists to PISA are included in a document titled **PISA 2025 E-Filing Instructions** that was emailed to you. These instructions can also be found in Appendix C of the enclosed School Coordinator Handbook. If you would like that document emailed to you again, please contact the PISA Help Desk at PISAHelp@westat.com or by calling 1-888-638-2597. The e-filing instructions are also posted on the MyPISA.us website (www.mypisa.us).

After submitting your student list for e-filing, you will receive an email notifying you that your school's tracking form, which list the selected students, is ready for you to download from MyPISA.us. Once downloaded, please review and update the information as necessary. The enclosed document, **PISA 2025 School Coordinator Handbook**, describes what you should do with the form you downloaded.

Your PISA representative will contact you in approximately 2 weeks to review the PISA materials with you, answer any questions you may have, and set up a pre-assessment visit at your school to:

- * identify students with special needs who may need accommodations to be tested, or may not be able to participate in the assessment;
- * identify other students listed who cannot participate (withdrawn or ineligible for other reasons);
- * confirm the date, time, and location for the assessment sessions;
- * meet with selected students to introduce them to PISA and motivate them to participate and do their best; and
- * review parent/guardian notification.

Thank you for your time and support of this important international study. We look forward to working with you to make PISA a positive experience for your school.

Sincerely,
The PISA USA Team



PISA 2025 MAIN STUDY SCHOOL COORDINATOR'S HANDBOOK

Produced by Westat, Core A Survey Operations in
collaboration with the international contractors and the OECD





If you have any questions, please contact us at:

PISA Help Desk

Phone: 1-888-638-2597

Fax: 240-314-2334

Email: PISAHELP@westat.com

For more information about PISA, visit the PISA website:

<http://nces.ed.gov/surveys/pisa>

TABLE OF CONTENTS

CHAPTER 01: INTRODUCTION	4
1.1. What is PISA?.....	4
1.2. Components of PISA.....	5
1.3. Role of the School Coordinator.....	5
CHAPTER 02: PRELIMINARY TASKS	8
2.1. Confirm date and location for the assessment sessions.....	8
CHAPTER 03: BEFORE THE ASSESSMENT DAY	10
3.1. Receive and check PISA materials.....	10
3.2. Notify school staff, students, and parents of the assessment.....	10
3.3. Review and update the Student Tracking Form.....	11
3.4. Organize and confirm assessment plans with school staff, students, parents, and Test Administrator.....	20
3.5. Arrange for support staff to be present throughout each session (if possible).....	21
3.6. Distribute School Questionnaire Login Form to appropriate person and confirm completion of School Questionnaire.....	21
CHAPTER 04: ASSESSMENT DAY	24
4.1. Meet with the test administrator(s) before the assessment.....	24
4.2. Meet with the test administrator(s) after the assessment.....	24
4.3. Arrange for a makeup session, if needed.....	24
4.4. Store PISA forms.....	24
APPENDIX A: SCHOOL QUESTIONNAIRE QUESTIONS	26
APPENDIX B: E-FILING INSTRUCTIONS	40

CHAPTER 01: INTRODUCTION

Thank you for agreeing to be a school coordinator for PISA 2025. As your school has been selected to represent the United States in this large scale international assessment program, you will play a very important role in making sure that the assessment is carried out smoothly and in a standard way. In doing so, you will contribute significantly to the PISA objectives of improving the quality of schooling for students in the United States. This handbook provides instructions on the tasks you will need to complete for implementing PISA in your school.

1.1. What is PISA?

PISA stands for the **Program for International Student Assessment**, sponsored by the Organization for Economic Cooperation and Development (OECD). PISA has been conducted since 2000 and involves more than 80 participating countries. PISA 2025 will be conducted in fall 2025.

PISA has the following characteristics:

- The world's largest international survey in education
- Surveys students aged about 15 years
- Assesses students' preparedness for adult life
- Measures students' literacy in mathematics, reading, science, and an assessment of self-regulated learning called Learning in a Digital World (LDW)
- Collects context information about educational practices in participating countries

Undertaking PISA is important because the results of the assessment can be used to:

- indicate how well prepared students in the United States are for learning once they leave school;
- identify areas for improvement over time by schools, education systems, and governments;
- allow a comparison of student performance and the learning environment between different countries/economies.

For more details about PISA, refer to the OECD website at <https://www.oecd.org/pisa/>.

Note on Confidentiality

All of the information provided by you, other school staff, and students may be used only for statistical purposes and may not be disclosed, or used, in identifiable form for any other purpose except as required by law (20 U.S.C. §9573 and 6 U.S.C. §151). No participating individual or school will be identified in any report released by the assessment program.

1.2. Components of PISA

The following describes the assessment and the different types of questionnaires.

1.2.1. PISA Assessment

Up to 52 students from your school will be randomly sampled to complete a 2-hour computer-based test consisting of questions in mathematics, reading, science, and LDW.

1.2.2. Student Questionnaires

Students will return after a break (preferably lunch) and complete a 50-minute Student Questionnaire, which consists of:

- The **Student Questionnaire** – examines students' attitudes towards learning and their life experiences.
- The **Information and Communication Technology (ICT) Familiarity Questionnaire** – explores students' ICT activities and attitudes.

1.2.3. School Questionnaire

Questionnaires are an important part of PISA and provide valuable information that expands the assessment results. As school coordinator, you are tasked with overseeing the completion of the school questionnaire and monitoring the completion on www.MyPISA.us.

The **School Questionnaire** collects information about how education systems work within and between countries. The School Questionnaire will be completed online by the school's head administrator using a school-specific login and password. The questionnaire takes about 53 minutes to complete.

1.3. Role of the School Coordinator

As a school coordinator, you act as the liaison between your school and the PISA test administrator. The actual assessment will be conducted by the test administrator. This section summarizes the tasks you will perform along with the key forms you will need.

1.3.1. PISA Forms

Exhibit 1.1 lists the important forms with which you should be familiar. **It is critical that you fill out these forms accurately and completely so that student performance and questionnaire responses can be validly and reliably linked to student demographics.**

Exhibit 1.1. Purpose of Forms

Form	Purpose	Completed by
Student List (student E-File)	To list all students at your school eligible for PISA.	School Coordinator, submitted via MyPISA.us
Student Tracking Form	To indicate all students sampled from the school participating in PISA and to record demographic information about these students and student attendance for the assessment and Student Questionnaire session	PISA home office, downloaded and updated by school coordinator and test administrator
School Questionnaire Login Form	To give to the head administrator to log in to the online School Questionnaire.	PISA home office, downloaded by school coordinator

1.3.2. Key activities for the School Coordinator

The school coordinator will assist the test administrator with preparations before and on assessment day.

PISA has provided a website, www.MyPISA.us, to facilitate the communication between your school and the study. One of the key activities as school coordinator is providing an electronic file of students (student E-File) that lists all eligible students at your school. If you have yet to submit this file, instructions for preparing and submitting the file can be found in the “Documents” section on www.MyPISA.us or see Appendix B of this handbook. Alternatively, you can send an email to PISAHelp@westat.com and we will be glad to send them to you directly. Once your student list has been processed and sampled, you will be notified to download your school’s PISA forms from the “Documents” section on www.MyPISA.us. PISA will provide you with the following:

- The Student Tracking Form (lists the students selected for the PISA assessment). You may also use this form when notifying school staff and students of the date, time, and location of the assessment session.
- Instructions for handling the School Questionnaire along with other informational materials for composing and E-Filing your student list.

It is essential that the procedures described in this manual are followed carefully to ensure that the PISA sessions are administered the same way in all participating countries/economies. **Failure to do so might invalidate the results of the study.**

A summary of your key activities is presented in **Exhibit 1.2**.

Exhibit 1.2. Key Activities for PISA School Coordinators

Stage	Date	Activity	Page number
Preliminary tasks	3–6 weeks prior to the assessment day	Confirm assessment date and location for the assessment session	8
		Prepare a Student list	
Before the assessment	1–2 weeks prior to the assessment day	Receive and check PISA materials	10
		Notify school staff, students, and parents about the assessment	10
		Review and update the Student Tracking Form	11
	1–2 weeks prior to assessment	Organize and confirm assessment plans with school staff, students, parents, and test administrator	20
		Hold preassessment call with the test administrator	20
		Distribute School Questionnaire Login Form to appropriate person at your school	21
A few days prior to the assessment	Confirm School Questionnaire completion	22	
During and after the assessment	Assessment day	Meet with the test administrator(s) before the assessment	24
		Arrange for support staff to be present throughout each session	24
		Meet with the test administrator(s) after the assessment	24
	Same week as the main session (if possible)	Arrange for a makeup session, if needed	24
		Store PISA forms	24
If you have any questions, please contact us at:			
PISA Help Desk			
Phone: 1-888-638-2597			
Fax: 240-314-2334			
Email: PISAHELP@westat.com			
For more information about PISA, visit the PISA website: http://nces.ed.gov/surveys/pisa			

CHAPTER 02: PRELIMINARY TASKS

2.1. Confirm date and location for the assessment sessions

PISA will take place between October 6 and November 28, 2025. It is important when confirming the scheduled assessment date with the test administrator to check that there are no other events (e.g. pep rallies, college fairs, school dances) taking place at your school that could interfere with the assessment session or with the attendance of the selected students. You will then set the location and time of the assessment with the test administrator.

Exhibit 2.1 presents the assessment timings that you should consider when reserving assessment space. This includes time needed for the PISA team to set up the space before students arrive and time for packing up materials and equipment after the assessment.

It is best to schedule the session to start as early in the school day as possible to allow time to conduct the Student Questionnaire session. Occasionally, it may be necessary to conduct one or more sessions on another day.

When scheduling the assessment times and locations, you should expect to reserve the location for the assessment for 6 hours. However, if one location is not available for the full 6 hours, reserve 5 hours for the assessment and an additional 2 hours in the second location for the Student Questionnaire. This will give staff time to pack up and set up all 52 tablets in the new location.

PISA staff will bring in all computer equipment needed for the assessment. When considering an assessment location, keep the following factors in mind:

- Depending on your school's COVID-19 protocols and social distancing guidelines, it may not be possible to assess all 52 students in one location. Choose the appropriate number of locations to suit your school's situation.
- The assessment should take place in an area free of distractions and interruptions.
- The space will need 2–4 working electrical outlets.
- If the school is multilevel, we would request that the assessment location be assigned on the ground floor or that access to an elevator is available to facilitate moving equipment around easily.
- There will need to be enough space to set up 52 tablets, although separate rooms with less than 52 spaces are okay.
- If possible, we would prefer to conduct the questionnaire in the same location(s) as the assessment so that we do not have to pack up all of the computer equipment and move it to a new location.

Exhibit 2.1. Timing of Assessment

Activity	Student Time	Room Availability Time
Room setup	Not applicable	60 minutes (approximately)
Student logons, passwords, and introducing the assessment	15 minutes (approximately)	15 minutes (approximately)
General Introduction	15 minutes (approximately)	15 minutes (approximately)
First 60 minutes of assessment	60 minutes (exactly)	60 minutes (exactly)
Short break	Generally, no more than 5 minutes	Generally, no more than 5 minutes
Introducing Section 2 of assessment	5 minutes (approximately)	5 minutes (approximately)
Second 60 minutes of assessment	60 minutes (exactly)	60 minutes (exactly)
Break	30–60 minutes (approximately)	30–60 minutes (approximately)
Student Questionnaire	55 minutes (approximately)	55 minutes (approximately)
End the session, collection, and transfer of data	5 minutes (approximately)	5 minutes (approximately)
Packing up and resetting room	Not applicable	30–40 minutes (approximately)
Total	Assessment 2 ½ hours Student Questionnaire 1 hour (approximately) Total time 3 ½ hours	6 hours (approximately)

CHAPTER 03: BEFORE THE ASSESSMENT DAY

3.1. Receive and check PISA materials

After your student list is submitted and sampled, you will be notified via email when you are able to download the following materials from the MyPISA website (www.MyPISA.us):

- Student Tracking Form – lists each student who has been selected to participate in the assessment, including each student’s demographic information. An example of this this is shown in **Exhibit 3.5**.
- School Questionnaire Login Form – provides the principle/designee with the information needed to access the online School Questionnaire.

The test administrator will contact you to verify that you were able to download these forms and to confirm the date and time of the preassessment call. If possible, he or she will also arrange a time for a virtual student meeting (described below).

In the shipment with this handbook, you have also received a red PISA Storage Envelope. Please use this to store all copies of the Student Tracking Form and other sensitive PISA materials.

3.2. Notify school staff, students, and parents of the assessment

Please inform school staff, students, and parents about the assessment according to the school’s policy. It is required that parents be notified of their student’s participation in the PISA assessment. The test administrator will collect a dated copy of the letter used to notify parents prior to the assessment. A sample copy of this letter is available for download from the MyPISA website (www.MyPISA.us). You should also ask participating students to bring a pencil, eraser, and calculator to the assessment and obtain extras of these items. In addition, students who finish the assessment ahead of time may bring a book or magazine to read, so you should let them know that up front.

Student meeting

Likewise, it is important to introduce the aims of PISA to school staff and students prior to the assessment to help engage students and promote their participation. If possible, the test administrator will work with you to plan a virtual meeting with the students,

During this student meeting, the test administrator will show a brief presentation that will introduce the importance of PISA as well as motivate students to participate and do their best on the assessment. The test administrator will provide Student Invitations to the assessment and Student FAQs to be distributed to the students.

Motivating students and achieving a high student participation rate are key to a successful assessment day. If fewer than 90 percent of eligible students participate on the assessment day, it may be necessary to schedule a makeup session to assess students who were absent.

If it is not possible for the test administrator to hold a virtual meeting before assessment day, another possibility is for you or a school staff member to hold the student meeting. The

student presentation and instructions will be provided to you along with Student Invitations to the assessment and Student FAQs, both of which are available electronically and as hard copy.

3.3. Review and update the Student Tracking Form

Once you have been notified by email that your school’s materials are available for download from the MyPISA.us website, review and update the Student Tracking Form. The Student Tracking Form lists all sampled students along with their demographic data.

You will need to review this form and enter any missing student demographic data and correct any errors. On the day of the assessment, the test administrator will update his or her version based on your changes to the Student Tracking Form.

This section describes the steps for completing the Student Tracking Form. An example of a completed Student Tracking Form is shown in **Exhibit 3.5**.

3.3.1 Steps for reviewing and completing the Student Tracking Form

Step 1: Check student details and demographics

Having accurate information on this form is vital for data validity and for preparing certificates of volunteer service and student invitations. Please check to make sure that each

- student’s name is spelled correctly,
- student’s grade is properly listed, and
- student’s month of birth (MOB) and year of birth (YOB) are correctly listed.

If you identify incorrect information, correct the information on the Student Tracking Form and relay this information to the PISA test administrator assigned to work with you.

Step 2: Identify students with special education needs (SEN)

PISA uses a coding system to identify students with special education needs (SEN). Students typically referred to as students with disabilities, or English language learners in the United States, may be categorized as SEN for PISA. The SEN column of the form is used to record the special education needs of eligible students. The codes are defined in **Exhibit 3.1**. Please identify any student who has a special education need by placing the appropriate code in the SEN column.

Exhibit 3.1. Codes for special education needs – SEN column

Description	SEN Code
Functional disability – student has a moderate to severe permanent physical disability	1
Cognitive, behavioral, or emotional disability – in the opinion of qualified staff, student has a cognitive, behavioral, or emotional disability	2
Limited assessment language experience – student is not a native speaker of the language of the assessment in the country and has limited proficiency in this language	3
Home schooled – student is home schooled and does not attend any classes on campus	5

Examples of using special education needs codes

Please refer to **Exhibit 3.5** in which the following codes have been applied to the Student Tracking Form:

- **José Camacho** is not a native English speaker and has less than 1 year of instruction in English. Therefore, he is coded as “3” in the SEN column.
- **Roy Edmonds** is not a native speaker of English. While he has received instruction in English for more than 1 year, he still has some difficulties with English expression and requires some extra help. Therefore, he is also coded as “3” in the SEN column.
- **Sam Fay** is blind and is coded as “1” in the SEN column.
- **Fred Hunt** is deaf, so he is coded as “1” in the SEN column.
- **Lisa Jenkins** has been professionally assessed as cognitively delayed and is coded as “2” in the SEN column.
- For all other students who do not have any special education needs, the SEN column is left blank. For most students the SEN column will be left blank, meaning they have no special education needs.

Step 3: Identify accommodations for students who require them

If any SEN students require accommodations to be tested, record those in the ACCOM column on the Student Tracking Form. **Exhibit 3.2** lists the accommodations allowed on PISA along with the three-letter accommodation code. Record the three-letter code from the table in **Exhibit 3.2** in the ACCOM column on the Student Tracking Form.

Exhibit 3.2. PISA-allowed accommodations – ACCOM column

Accommodation Name and Code	Description
Small group (SMG)	Generally, a small group session includes no more than five students.
One-on-one (ONE)	This accommodation requires that a student is assessed individually in an area free of distractions.
Use templates (TEM)*	A template is a cut-out used to focus a student’s attention on one part of a page by obscuring other parts of the page.
Special equipment (EQP)*	Any special equipment not specified above such as a lighting device or large-screen calculator.
Preferential seating (SEA)	This accommodation requires that a student sit in a designated area for the assessment, such as away from other students to limit distractions, a location where there is access to special equipment, or close to the front of the room so that a student can see or hear more easily. It may also include special light, furniture, or a study carrel used by the student.
Directions in sign language (SLD)*	This accommodation requires that a qualified sign language interpreter at the school sign the instructions included in the session script for the student.
Auditory amplification (AUD)*	This is an earpiece, microphone, speaker, or other amplification that allows students with auditory impairments better access to the directions read aloud to students. This would be provided in a way that does not affect or distract other students.
Other (OTR)	If the student requires an accommodation that is not included in either the allowed list above or the non-allowed list below, please record OTR on the Student Tracking Form. The PISA test administrator will discuss these with you during the preassessment call.

*School staff must provide these accommodations.

As part of standard PISA procedure, all students receive the assessment directions read aloud in English and can record their answers directly in the computer. All students will also receive a calculator that can be used during the assessment. These do not need to be recorded as accommodations on the Student Tracking Form.

Accommodations that PISA cannot provide include the following:

- Read aloud of the assessment items
- Scribe
- Extended time
- Braille
- Large-print assessment materials
- Assessment materials in a language other than English
- Bilingual dictionary
- Magnification devices
- Cueing to stay on task

If the student requires any of the accommodations listed above that PISA does not allow, record “**NAP**” (not allowed on PISA) in the ACCOM column on the Student Tracking Form and record the name of the accommodation that PISA does not allow in the Comments column.

Step 4: Identify students who CANNOT participate in PISA

Column “Test” on the Student Tracking Form is used to identify students who **cannot participate in PISA**. PISA is designed to be as INCLUSIVE as possible. Therefore, you should NOT use these codes if a student is unable to attend the PISA assessment, for example, due to a competing activity in/outside the school or illness, as he or she might be able to attend a makeup session.

However, some students may not be able to participate for various reasons. These reasons for non-participation must be recorded in the Test column of the Student Tracking Form, using the following specific non-participation codes in **Exhibit 3.3**.

Exhibit 3.3. Non-participation (N/P) Codes – Test column

<p>Code 2 – Parent refusal</p> <p>A small number of parents/guardians may refuse to allow their child to participate in PISA. If you have received such notification from parents/guardians, <u>record a code “2” for this student in column “Test.”</u></p>
<p>Code 3 – Excluded on SEN (special educational needs) basis</p> <p>The guidelines in Exhibit 3.2 will assist you in deciding whether a student identified in the SEN column can be excluded from PISA. If a student with a special educational need is to be excluded from the assessment, <u>record a code “3” for this student in column “Test.”</u></p>
<p>Code 4 – Student now enrolled at another school</p> <p>If it is known that a student has transferred to another school, <u>record a code “4” for this student in column “Test.”</u></p>
<p>Code 5 – Student not enrolled in this school and enrolment is unknown</p> <p>If a student has left school, but it is not known to which school, if any, the student has transferred, <u>record a code “5” for this student in column “Test.”</u></p>
<p>Code 9 – Does not meet PISA criteria for eligibility</p> <p>If a student is enrolled in Grade 6 or lower, he or she is not eligible to participate in PISA. <u>Record a code “9” for this student in column “Test.”</u></p> <p>If a student was NOT born between July 1, 2009 and June 30, 2010, he or she is not eligible to participate in PISA. <u>Record a code “9” for this student in column “Test.”</u></p>

If in doubt about which code to use, leave that column blank and insert a brief note in the “Comments” column, or contact the PISA help desk.

Including Students with Special Educational Needs

Many students with special educational needs can be included in the PISA assessment without the accommodations they receive in the classroom or on high-stakes, individual tests used for grades, evaluations, or promotions. PISA is a large-scale assessment administered in a standardized way to all students. Individual scores are not reported but are aggregated across all students. Guidelines for determining inclusion or exclusion are presented in **Exhibit 3.4**.

Exhibit 3.4. Guidelines – Inclusion/Exclusion of Students with Special Educational Needs

Group	Students who should be INCLUDED	Students who may be EXCLUDED
<p>Functional (physical or sensory) disability (SEN code 1)</p>	<p>The student can respond to the assessment.</p> <p><u>Record Code 1 in column “SEN.”</u></p> <p><u>Leave column “Test” blank.</u></p>	<p>The student has a moderate to severe permanent physical disability such that she or he or she cannot participate in the PISA testing situation.</p> <p><u>Record Code 1 in column “SEN.”</u></p> <p><u>Record Code 3 in column “Test.”</u></p>
<p>Cognitive, behavioural, or emotional disability (SEN code 2)</p>	<p>The student can respond to the assessment. He or she should NOT be excluded solely because of poor academic performance or disciplinary problems.</p> <p><u>Record Code 2 in column “SEN.”</u></p> <p><u>Leave column “Test” blank.</u></p>	<p>The student has a cognitive, behavioral, or emotional disability such that in the opinion of qualified staff, he or sheshe or he cannot participate in the PISA testing situation. This includes students who are cognitively, behaviorally, or emotionally unable to follow even the general instructions of the assessment.</p> <p><u>Record Code 2 in column “SEN.”</u></p> <p><u>Record Code 3 in column “Test.”</u></p>
<p>Insufficient assessment language experience (SEN code 3)</p>	<p>The student does not meet ALL three criteria in the adjacent Students who may be EXCLUDED column.</p> <p><u>Record Code 3 in column “SEN.”</u></p> <p><u>Leave column “Test” blank.</u></p>	<p>The student meets ALL of the following three criteria:</p> <ol style="list-style-type: none"> 1. not being a native speaker in the assessment language, 2. having limited proficiency in the assessment language, and 3. having received less than 1 year of instruction in the assessment language. <p><u>Record Code 3 in column “SEN.”</u></p> <p><u>Record Code 3 in column “Test.”</u></p>
<p>Home schooled (SEN 5)</p>	<p>The student is home schooled and attends campus at any time.</p> <p>This student should be encouraged to participate.</p> <p><u>Record Code 5 in column “SEN.”</u></p> <p><u>Leave column “Test” blank.</u></p>	<p>The student is home schooled and never attends campus.</p> <p><u>Code SEN as 5, Code 9 in column “TEST”.</u></p> <p>The student is home schooled because of cognitive or physical impairment and attends campus at any time:</p> <p><u>Code column “SEN” as 5, code 3 in column “TEST” if he/ or she cannot participate in the PISA testing situation.</u></p> <p>However, if this student does not attend campus: <u>Code 9 in column “TEST.”.</u></p>

Examples of using non-participant codes

Please refer to **Exhibit 3.5**, in which the following example codes have been applied:

- Jeffrey Arnette has recently transferred to another school. Therefore, he is coded as “4” in column N/P PISA.
- José Camacho is coded as “3” in column SEN. He has been taught in English for less than 1 year and his teachers believe that he will not be able to participate in the assessment. Therefore, he is coded as “3” in column Test.
- While Roy Edmonds’s experience with English is limited, he has been taught in English for more than 1 year and therefore does not meet the PISA criteria for exclusion on the basis of insufficient language experience. Therefore, column Test is left blank, and Roy is considered to be able to participate in the assessment.
- Sam Fay is blind and is coded as “1” in column SEN. He requires a Braille version of the test to be assessed. PISA is not offered in Braille. Therefore, he is unable to participate in the assessment and is coded as “3” in column Test. Additionally, “NAP” is recorded in the ACCOM column and a note about Sam’s Braille accommodation is recorded in the Comments column.
- Even though Fred Hunt is deaf, it does not affect his ability to participate. So, although he is coded as “1” in column SEN, column Test is left blank. Fred requires someone to sign the directions to him, so “SLD” is recorded in the ACCOM column, and the name of Fred’s signer is recorded in the Comments column.
- The following two students are ineligible according to the PISA eligibility criteria because incorrect demographic information was recorded in the student list originally submitted for sampling. These students were subsequently sampled. The school coordinator corrected the incorrect information on the Student Tracking Form.
 - Tammy Ives’s birth date does not fall in the eligible range for PISA participation. She is coded as “9” in column Test.
 - Melissa Johnson is in grade 6 and is coded as “9” in column Test.
- Lisa Jenkins has been professionally assessed as cognitively delayed and is coded as “2” in column SEN. She does not participate in other testing programs. Therefore, she will not participate in the assessment and is coded as “3” in column Test.

Students to be Assessed in PISA

Only those students who do not have any one of those five codes in column “Test” can be assessed in PISA.

Important! Under no circumstances may a sampled student be replaced with another student not selected.

Exhibit 3.5. Student Tracking Form (Example After Completion)

PISA Student Tracking Form

School Name & ID		PISA No.		School Coordinator					Test Administrator				Session ID
Omega High School		23		Sandy Patterson					Joseph O'Neal				11
		Student List									Participation		
Line No.	Student Name	Line No.	Student ID	Password	Grade	Gender	Month of Birth	Year of Birth	SEN	ACCOM	Test	StQ	Comments
1	Adams, Ted	1	1999002300	123456789	10	2	12	2009					
2	Arnette, Jeffrey	2	1999002301	123456790	10	2	11	2009			4		
3	Camacho, Jose	3	1999002302	123456791	10	2	04	2010	3		3		
4	Edmonds, Roy	4	1999002303	123456792	10	2	09	2009	3				
5	Fay, Sam	5	1999002304	123456793	10	2	07	2009	1	NAP	3		Braille
6	Hunt, Fred	6	1999002305	123456794	10	2	09	2009	1	SLD			Ms. Smith will sign
7	Ives, Tammy	7	1999002306	123456795	10	1	12	2009			9		
8	Jenkins, Lisa	8	1999002307	123456796	10	1	08	2009	2		3		
9	Johnson, Melissa	9	1999002308	123456797	6	1	09	2009			9		
10	Lee, Connie	10	1999002309	123456798	9	1	05	2010	1				

Codes

Codes to enter into Special Educational Needs (SEN) column:	Codes to enter into Test column:	Codes to enter into StQ column:	Codes to enter in ACCOM column:
1 – Functional disability	1 – Participant	1 – Participant	SMG – Small Group
2 – Cognitive, behavioural, or emotional disability	2 – Parent refusal	0 – Non-participant	ONE – One-on-one
3 – Limited assessment language experience	3 – Excluded on SEN basis		TEM – Uses template
5 – Home schooled	4 – Now enrolled at another school		EQP – Special Equipment
	5 – Not enrolled in this school, enrolment unknown		SEA – Preferential seating
Gender Codes	9 – Does not meet criteria for eligibility		SLD – Directions in sign language
Female=1	0 – Non-participant for any other reason		AUD – Auditory amplification
Male=2			OTR – Other accommodations
Codes used by Test Administrator			
Codes used by School Coordinator			
Codes used by both Test Administrator and School Coordinator			

3.4. Organize and confirm assessment plans with school staff, students, parents, and Test Administrator

During the 2 to 3 weeks preceding the assessment, you will need to confirm these plans as follows:

- confirm assessment plans with the test administrator;
- confirm the date, time, and location for the assessment sessions and inform the test administrator, affected school staff, and students of any changes;
- ensure that the assessment location(s) have been reserved;
- ask participating students to bring a pencil, calculator, and a book or magazine to read to the assessment (PISA will provide a calculator to students who do not have one);
- arrange for some books or magazines for students who finish the assessment ahead of time; and
- arrange for school staff to assist during the assessment, if necessary.

Hold Preassessment call with the test administrator

The test administrator(s) assigned to your school will contact you 1 to 3 weeks before the assessment date to set up a preassessment call with you. During this call, the test administrator will meet with you to discuss the following:

- the date, time, and location of the assessment sessions;
- any updates you have made to the Student Tracking Form regarding student demographic information, SEN codes, and exclusions;
- details about accommodations for students with special education needs;
- discussion of COVID-19 mitigation protocols, including specific school requirements
- notification of school staff, students, and parents, including
 - o verifying that the parents/guardians have been notified,
 - o distributing Student Invitations and Student FAQs to sampled students, and
 - o informing school staff of the date and time of the assessment;
- details about school protocols, including
 - o visitors arriving and checking in at the school,
 - o students who arrive too late to the assessment and cannot be included,
 - o students who become ill during the assessment and other urgent situations,
 - o students who need to use the restroom or temporarily leave the session,
 - o emergency drills or other activities that may interrupt the assessment session, and
 - o dismissing students after the assessment;
- time to meet with the test administrator the morning of the assessment; and
- time to meet after the assessment to discuss any needed makeup sessions and review how the assessment went.

Hold virtual student meeting and presentation

During this virtual visit, the test administrator will meet with the sampled students for about 20 minutes to show them a brief presentation and answer any questions. The meeting is designed to both inform and motivate students to participate and do their best. This is an important part of the PISA assessment. The test administrator will work with you to set a meeting on an available meeting platform.

3.5. Arrange for support staff to be present throughout each session (if possible)

If it is not possible for you or other school staff to be present throughout the assessment, you or they should be present at least at the beginning of the assessment session. This will help set the tone of the session and demonstrate the importance of the assessment.

School staff, however, are not permitted to administer the assessment or respond to students' questions related to assessment or Student Questionnaire items. Only the test administrator should respond to such questions.

Maintaining Security and Confidentiality of Assessment Materials

Because PISA materials will be used in the future, their security is very important and must be maintained at all times.

- It is never permissible for you or school staff to look at students' computer screens (tests or Student Questionnaires) during or after the assessment.
- You and school staff are allowed to look at the sample test and Student Questionnaire items **only after the assessment and in the test administrator's presence**. To do this, the test administrator will use a special logon code. You will be asked to sign a document pledging not to reveal the contents of the assessment items.
- **DO NOT** copy or photograph secure/confidential PISA materials under any circumstances. Do not allow others to do so.
- It is imperative that you guard against students photographing the materials with their mobile telephones or other electronic devices.
- If the test administrator reports any missing assessment materials, you should assist him or her in locating them.

3.6. Distribute School Questionnaire Login Form to appropriate person and confirm completion of School Questionnaire

The School Questionnaire should be completed online by the school principal or by someone else at your school to whom he or she delegates the task. The school questionnaire provides valuable information about school policies and characteristics. It is important that these be completed in every school. To facilitate this task, the document titled Preparation for the PISA 2025 School Questionnaire in Appendix A documents 16 questions involving statistical information from your school that are asked in the School Questionnaire (e.g., counts of student enrolment, staff counts, and percentages of students eligible for the National School Lunch Program). Answers to these questions can be collected in advance by the school principal or other staff involved in filling out the School Questionnaire. As previously noted, you will be notified by email when your school materials are available for download from the MyPISA website (www.MyPISA.us). This includes the School Questionnaire Login Form. Print this form and distribute it to the principal or his or her designee. The School Questionnaire Login information will also be sent via email to the school principal or designee.

Please confirm that the School Questionnaire has been completed and if necessary, remind the appropriate person to complete the questionnaire. You can monitor completion of the questionnaire by viewing the status in the "Provide School Information" section in the MyPISA website.

CHAPTER 04: ASSESSMENT DAY

4.1. Meet with the test administrator(s) before the assessment

The test administrator(s) will arrive 1 to 1 ½ hours before the assessment is scheduled to begin and will need to meet with you immediately to review assessment day logistics and the Student Tracking Form and obtain the red PISA Storage Envelope. Make sure that you have updated the Student Tracking Form before the meeting. Do not record anything in the Participation columns for students who are absent on assessment day but are eligible to participate in the assessment. The test administrator will record student attendance on the Student Tracking Form during the assessment.

After this brief meeting, escort the assessment team to the assessment location(s) so they can begin setting up. Return prior to the start of the assessment to introduce the team to the students.

4.2. Meet with the test administrator(s) after the assessment

After the assessment is completed, the test administrator will need to meet with you briefly to discuss the session. He or she will also need to make copies of the assessment forms and give these to you to store should there be any questions about the assessment or if the original documents are lost or damaged. Please keep these stored in the red PISA Storage Envelope until the end of the school year.

4.3. Arrange for a makeup session, if needed

PISA requires a high level of participation of the sampled students. The test administrator(s) will calculate the assessment rate after the assessment and inform you if a makeup session is needed.

If a makeup session needs to be arranged, please select a mutually agreed upon date and time that will maximize the number of students attending the session. It is preferred that the makeup session is held in the same week as the assessment, if possible.

Note on Makeup Sessions

Since only one makeup assessment is held, please make every attempt to ensure that absent students attend.

4.4. Store PISA forms

After the assessment, the test administrator will give you copies of the completed forms to put in your red PISA Storage Envelope. We ask that you store this envelope securely until the end of the school year.

Your help with PISA is very important to its success in ensuring that the data collected for the United States is of the highest quality.

The PISA USA Team and the International Project Team appreciate your time and effort.

Thank you!

APPENDIX A: SCHOOL QUESTIONNAIRE SUPPORT DOCUMENTS

**PREPARATION FOR THE PISA 2025 SCHOOL
QUESTIONNAIRE**

This document contains 16 questions on the School Questionnaire that involve statistical information from your school.

Answers to these questions can be collected in advance by the school principal, or other staff involved in filling out the School Questionnaire.

The information collected in this document will then be entered into the electronic questionnaire by the principal/the person filling out the questionnaire. You will find the question number in the lower left corner of the electronic questionnaire screen.

SC016 About what percentage of your total funding for a typical school year comes from the following sources?

(Please write a number on each line. Write “0” (zero) if there are none.)

		%
SC016Q01TA	Government (includes departments, local, regional, state and national)	_____01
SC016Q02TA	Tuition, student fees or school charges paid by parents or guardians	_____01
SC016Q03TA	Benefactors, donations, bequests, sponsorships, parent or guardian fundraising	_____01
SC016Q04TA	Other	_____01
	<i>Total</i>	<i>100%</i>

SC002 As of February 1, 2025, what was the total school enrollment (number of students)?

(Please write a number on each line. Write “0” (zero) if there are none.)

SC002Q01TA	Number of boys:	_____01
SC002Q02TA	Number of girls:	_____01

SC211 Approximately what percentage of students in grade 10 in your school have the following characteristics?

(Please consider that students may fall into multiple categories.)

(Please write the appropriate percentage on each line.)

		%
SC211Q01JA	Students whose native language is different from English	_____01
SC211Q02JA	Students with special learning needs	_____01
SC211Q03JA	Students from socioeconomically disadvantaged homes	_____01
SC211Q04JA	Students who are immigrants (not including refugees)	_____01
SC211Q05JA	Students who have parents who have immigrated	_____01
SC211Q06JA	Students who are refugees	_____01
SC211C07JA01	Students who are eligible for free or reduced-price lunch through the National School Lunch Program	_____01

SC018 How many of the following teachers are on the staff of your school?

*Include both full-time and part-time teachers. A full-time teacher is employed at least 90% of the time as a teacher for the full school year. All other teachers should be considered part-time. Regarding the qualification level, please refer only to the teacher's **highest qualification level**.*

(Please write a number on each line. Write "0" (zero) if there are none.)

		<i>Full-time</i>	<i>Part-time</i>
SC018Q01TA	Teachers in TOTAL	_____01	_____02
SC018Q02TA	Teachers fully certified by a relevant teaching authority	_____01	_____02
SC018Q08JA	Teachers with a Bachelor's or equivalent qualification	_____01	_____02
SC018Q09JA	Teachers with a Master's or equivalent qualification	_____01	_____02
SC018Q10JA	Teachers with a Doctoral or equivalent qualification	_____01	_____02

SC182

How many of the following are on the mathematics teaching staff of your school?

Include both full-time and part-time teachers. A full-time teacher is employed at least 90% of the time as a teacher for the full school year. All other teachers should be considered part-time.

Please count only those teachers who have taught or will teach mathematics during the current school year.

(Please write a number on each line. Write “0” (zero) if there are none.)

	<i>Full-time</i>	<i>Part-time</i>
SC182Q01WA Teachers of mathematics in TOTAL	_____01	_____02
SC182Q06WA Teachers of mathematics fully certified by a relevant teaching certification authority	_____01	_____02
SC182Q07JA Teachers of mathematics with at least a Bachelor’s or equivalent qualification	_____01	_____02
SC182Q08JA Teachers of mathematics with at least a Bachelor’s or equivalent qualification in mathematics	_____01	_____02
SC182Q09JA Teachers of mathematics with at least a Bachelor’s or equivalent qualification in teaching	_____01	_____02
SC182Q10JA Teachers of mathematics with an Associate degree but not an Bachelor’s or equivalent qualification	_____01	_____02

SC168 For each type of position listed below, please indicate the number of non-teaching staff currently working in this school.

(Please consider that non-teaching staff may fall into multiple categories.)

(Please write a number in each space provided. Write “0” (zero) if there are none.)

SC168Q01JA Personnel for pedagogical support, irrespective of the grade levels/ages they support _____01

Including all teacher aides or other non-teaching professionals who provide instruction or support teachers in providing instruction, professional curriculum/instructional specialists, educational media specialists, psychologists and nurses

SC168Q02JA School administrative personnel _____01
Including receptionists, secretaries, and administration assistants

SC168Q03JA School management personnel _____01
Including principals, assistant principals, and other staff whose main activity is management

SC168Q04JA Other non-teaching staff _____01

SC179 **Approximately what percentage of students in your school repeated a grade at the following grade levels last academic year?**

(Please write the appropriate percentage on each line. Write “0” (zero) if nobody repeated a grade. If there were no students at one of the following grade levels in your school last academic year, please leave the row blank.)

	%
SC179Q01JA Grades 7-9	_____01
SC179Q02JA Grades 10-12	_____01

SC164 **In the last full academic year, what proportion of students in your school’s final grade left school without a diploma?**

(A diploma allows students to enter post-school destinations such as university, technical, further or vocational education, apprenticeships or employment.)

(Please write the appropriate percentage on the line. Write “0” (zero) if no students left without such a certificate.)

SC164Q01HA	_____ % 01
------------	------------

SC064 **During 2024-2025 school year what proportion of students’ parents or guardians participated in the following school-related activities?**

(Please write a number on each line. If no parents participated in the activity, please write “0” (zero). Write “100” (one hundred) if all parents participated in the activity.)

	%
SC064Q05WA Discussed their child’s behavior with a teacher on the parents’ or guardians’ own initiative	_____01
SC064Q06WA Discussed their child’s behavior on the initiative of one of their child’s teachers	_____01
SC064Q01TA Discussed their child’s progress with a teacher on the parents’ or guardians’ own initiative	_____01
SC064Q02TA Discussed their child’s progress on the initiative of one of their child’s teachers	_____01
SC064Q04NA Volunteered in physical or extra-curricular activities, (e.g. building maintenance, carpentry, gardening or yard work, school play, sports, field trip)	_____01
SC064Q03TA Participated in local school government (e.g. parent council or school management committee)	_____01
SC064Q07WA Assisted in fundraising for the school	_____01

SC004 **The goal of the following set of questions is to gather information about the student digital device ratio for students in grade 10 at your school.**

(Please write a number on each line. Write “0” (zero) if there are none.)

Number

SC004Q01TA	At your school, what is the total number of students in grade 10?	_____01
SC004Q02TA	Approximately, how many desktop or laptop computers are available for these students for educational purposes?	_____01
SC004Q03TA	Approximately, how many of these desktop or laptop computers are connected to the Internet?	_____01
SC004Q08JA	Approximately, how many tablet devices (e.g. iPad®, Galaxy Book®, Fire®) or e-book readers (i.e. portable device for reading books on screen, e.g. Amazon® Kindle™, Kobo) are available for these students for educational purposes?	_____01
SC004Q05NA	Approximately, how many interactive whiteboards are available in the school altogether?	_____01
SC004Q06NA	Approximately, how many data projectors are available in the school altogether?	_____01
SC004Q07NA	Approximately, how many desktop or laptop computers with internet connection are available for teachers in your school?	_____01

SC025 **During the last three months, what percentage of teaching staff in your school has attended a program of professional development?**

A program of professional development here is a formal program designed to enhance teaching skills or pedagogical practices. It may or may not lead to a recognized qualification. The program must last for at least one day in total and have a focus on teaching and education.

(Please write the appropriate percentage on each line. If none of your teachers participated in any professional development activities write “0” (zero).)

%

SC025Q01NA	All teaching staff at your school	_____01
SC025Q02NA	Staff who teach mathematics at your school	_____01

SC175 **How many minutes, on average, are there in a class period for grade 10 students taking the following subjects?**

(Please write the number of minutes per class period on each line.)

SC175Q01JA Mathematics _____ 01

SC175Q02JA Average minutes in a class period across all subjects, including Mathematics _____ 01

SC176 **What is the average size of mathematics classes in grade 10 in your school?**

(Please select one response.)

SC176Q01JA 15 students or fewer 01

SC176Q01JA 16-20 students 02

SC176Q01JA 21-25 students 03

SC176Q01JA 26-30 students 04

SC176Q01JA 31-35 students 05

SC176Q01JA 36-40 students 06

SC176Q01JA 41-45 students 07

SC176Q01JA 46-50 students 08

SC176Q01JA More than 50 students 09

SC003

What is the average size of English/Language arts classes in 10th grade in your school?

(Please select one response.)

SC003Q01TA	15 students or fewer	<input type="checkbox"/> _01
SC003Q01TA	16-20 students	<input type="checkbox"/> _02
SC003Q01TA	21-25 students	<input type="checkbox"/> _03
SC003Q01TA	26-30 students	<input type="checkbox"/> _04
SC003Q01TA	31-35 students	<input type="checkbox"/> _05
SC003Q01TA	36-40 students	<input type="checkbox"/> _06
SC003Q01TA	41-45 students	<input type="checkbox"/> _07
SC003Q01TA	46-50 students	<input type="checkbox"/> _08
SC003Q01TA	More than 50 students	<input type="checkbox"/> _09

SC174 **How many foreign languages are being taught at your school this academic year?**

(Please write a number. Write “0” (zero) if you do not have any foreign language courses this academic year.)

SC174Q01JA

Number of foreign languages

_____01

SC178 **Thinking about students' last school report cards: Approximately what percentage of the students in grade 10 received the following types of grades in Mathematics?**

(Please write the appropriate percentage on each line. Write “0” (zero) if there are none.)

%

SC178Q01JA

Grade C or above

_____01

SC178Q02JA

Below grade C below

_____01

APPENDIX B: E-FILING INSTRUCTIONS

PREPARE ELECTRONIC STUDENT FILE (E-FILE)	1
Step 1: Identify ALL students at your school who meet the eligibility criteria.....	1
Step 2: List each of the eligible students.....	1
Submitting your Electronic Student File	2
Student E-File Step 1: Upload your file.....	2
Student E-File Step 2: Identify your column contents.....	2
Student E-File Step 3: Match your values to PISA codes.....	3
Student E-File Step 4: Verify your E-File.....	4
Online Student Data Checks	5

The National Center for Education Statistics (NCES) is authorized to conduct the Program for International Student Assessment (PISA) by the Education Sciences Reform Act of 2002 (ESRA 2002, 20 U.S.C. §9543), and to collect students' education records from educational agencies or institutions for the purpose of evaluating federally supported education programs under the Family Educational Rights and Privacy Act (FERPA, 34 CFR §§ 99.31(a)(3)(iii) and 99.35). The data are being collected for NCES by Westat, a U.S.-based research organization. All of the information you provide may be used only for statistical purposes and may not be disclosed, or used, in identifiable form for any other purpose except as required by law (20 U.S.C. §9573 and 6 U.S.C. §151). According to the Paperwork Reduction Act of 1995, no persons are required to respond to a collection of information unless such collection displays a valid OMB control number. The valid OMB control number for this voluntary information collection is 1850-0755. The time required to complete this information collection is estimated to average up to 240 minutes per school coordinator, including the time to review instructions, gather the data needed, and complete and review the information collection. If you have any comments or concerns regarding the accuracy of the time estimate(s), suggestions for improving the form, or questions about the status of your individual submission of this form, write directly to: The Program for International Student Assessment (PISA) 2022, National Center for Education Statistics (NCES), Potomac Center Plaza, 550 12th Street, SW, Room 4007, Washington, DC 20202.

PISA 2022: Student Records Collection: 4 hours
 OMB Clearance Number 1850-0755
 Expiration Date: xx/xx/xxxx

Preparing the PISA Electronic Student File (E-File)

Step 1: Identify ALL students at your school who meet the eligibility criteria

Criteria for PISA student eligibility are:

- Enrolled in Grade 7 or higher, AND
- Born **between July 1, 2009 and June 30, 2010.**

PISA needs accurate information about all students at your school who meet the above criteria for student eligibility. Include all students, even those students who typically may be excluded from other testing programs, such as students with IEPs or 504 plans (SD), English learners (EL), or students with limited English proficiency (LEP). Do not include students who are known to be withdrawn on your list. All other eligible students **must** be added to your list of students.

Step 2: List each of the eligible students along with their demographic information (see Figure 1 below for an example)

Using the Excel template provided on the MyPISA.us website (www.MyPISA.us), list students in your school who are eligible for PISA along with their demographic information.

- Student first name
- Student middle name (not required)
- Student last name
- Grade in school (Grade 7 – Grade 12 as applicable)
- Month of birth (M or MM; must be submitted in numeric format, not text (1 or 01 for JAN))
- Year of birth (YYYY: 2009 or 2010)
- Sex (numeric or text (1/2, F/M))

Figure 1: Example of Electronic Student File

Student First Name	Student Middle Name	Student Last Name	Grade	Month of Birth	Year of Birth	Sex
Ted		Brooks	10	12	2009	2
Jeffery		Jenkins	9	11	2009	2
Rose		Matthews	10	7	2009	1
Jennifer		Trader	12	8	2009	1
Jose		Rodriguez	10	3	2010	2
Roy		Zastrow	9	4	2010	2
Sam		Walker	10	5	2010	2
Julie		Walters	9	6	2010	1

Submitting the PISA Electronic Student File (E-File)

Step 1: Upload file. After you have created and saved your student E-File, proceed to www.MyPISA.us. Once you have logged in, click the 'Submit Student List' link on the left side of the page (Box 1 below). Then click the "Browse" button to locate your file (box 2 below). Once you've located the file and clicked ok, click "Upload" (box 3 below).

Exhibit 1. Submit Student List - initial screen

The screenshot shows the 'Submit Student List' page for Westat High School. The page includes a navigation menu on the left with 'Submit Student List' circled and labeled '1'. The main content area has a 'How to Submit Your Student List' section with a 'Student E-File Template' link. Below this is an 'E-file you school's student list' section with a 'Choose File' button circled and labeled '2'. At the bottom of this section is an 'Upload' button circled and labeled '3'. The page also features a header with the IES logo and a footer with a disclaimer.

Step 2: Map Columns. The column headings in your file are shown in rows on the left side of the page. In each row, for each heading on the left, click on the down arrow next to the words in the table that read "Column Contains..." on the right. If there is no appropriate description in the drop-down list for your column heading, select N/A.

Exhibit 2. Submit Student List – Identify Your Columns

Submit Student List

Identify Your Columns

We need to know what information is in each column of your student data file (E-File). If you provide numbers for each column in your submitted E-File. Click on the down arrows in **Your Column Contains**

[View original file](#)

Column Heading I	Your Column Contains
Student First Name	(Student First Name)
Student Middle Name	(Student Middle Name)
Student Last Name	(Student Last Name)
Grade	(Grade)
Month of Birth	(Column Contains ...)
Year of Birth	(Column Contains ...)
Sex	(Column Contains ...)

Previous Next

Step 3: Match Values to PISA Codes. The next step is matching the values on your file to PISA codes. The values in your columns will again be displayed on the left. Select the corresponding PISA code from the drop down list on the right (see exhibit 3). If there is no appropriate description in the drop-down list for your column heading, select N/A. When you are finished matching your values to PISA codes, click next. Repeat the above instructions to assign male/female codes and click next (see exhibit 4).

Exhibit 3. Submit Student List - Match your Values to PISA Codes (grade mapping)

Submit Student List

Match Your Values to PISA Codes

PISA also needs to know the values for each of the columns in your E-File. The tables on the next few web pages contain the following information for each column:

- Your Values: The values in your E-File
- PISA Codes: Click on the down arrow and select the PISA Code that best matches Your values
- Number: The number of students in your E-File with that value
- Percentage: The percentage in your E-File with that value

Use the Previous and Next buttons to navigate from column header to column header.
If there is an error in your data file, exit E-File, correct the problem in your Excel file, and upload the file again.

[View original file](#)

Grade - Column 1 of 2

Your Values	PISA Codes	Number	Percentage
10	(10)	43	89.58%
11	(11)	5	10.42%

Previous Next


If you need help accessing this website, please contact the PISA help desk by phone between 8 a.m. and 8 p.m. Eastern Standard Time at 1-888-638-2597 or email PISAHELP@westat.com.

Exhibit 4. Submit Student List - Match your Values to PISA Codes (sex mapping)

Submit Student List

Match Your Values to PISA Codes

If there is an error in your data file, exit E-File, correct the problem in your Excel file, and upload the file again.

 [View original file](#)

Sex - Column 2 of 2

Your Values	PISA Codes	Number	Percentage
F	Male	28	58.33%
M	Female	20	41.67%

Step 4: Verify your E-file. The final step is to verify that the information is correct and submit your file. Check that the distribution of students by grade and sex match the total number of students you submitted. Indicate whether this information is correct and click “Submit.” If the information is incorrect click “Incorrect” and then click on the “Submit Student List” link on the left side of the screen. This will save your progress and exit the current e-file. You can access this file again or upload a new corrected file and start over using the same file upload process described in Step 1.


Exhibit 5. Submit Student List –Verify your E-file

Submit Student List

Verify Your E-File

The table below summarizes the information you have provided on your student list students in your E-File, and the total number of students currently enrolled in grade

Record whether the information is correct or incorrect by selecting the appropriate button

 [View original file](#)

	Number	Percentage
Grade		
10	43	89.58%
11	5	10.42%
Sex		
Male	20	41.67%
Female	28	58.33%
Total Enrollment:		
	48	

Information is **CORRECT and CURRENT**.
 Information is **INCORRECT**.

Online Student Data Checks - After you click "Submit" a number of online data validation checks are performed by our programs. These checks include checking the number of listed students against statistical estimates, making sure there is an accurate distribution of students by grade based on statistical estimates, checking that all students included are birth-year eligible (born in 2009 or 2010), and checking for any missing data. If the data fail these online checks, you will be presented with a screen that describes the issue, the location of the row(s) in your file that contains the errant data, and will need to correct the file and upload a new version. Exhibit 6 (below) provides an example of a file with missing data. Notice that the affected row is provided for each instance where the check failed. This is designed to help you efficiently locate and ameliorate any issues. Exhibit 7 provides an example of a file where ineligible students were included.

Exhibit 6. Online data checks

The screenshot shows the 'Program for International Student Assessment' interface for Westat High School. It displays several validation errors from an uploaded file:

- Firstname:** must not be missing for any records. The following rows have an invalid Firstname value.

Firstname	Affected Rows
	7
- Lastname:** must not be missing for any records. The following rows have an invalid Lastname value.

Lastname	Affected Rows
	14
- Year Of Birth:** must be 2004 for all records. The following rows have an invalid Year Of Birth value.

Year Of Birth	Affected Rows
2002	18
2003	11
- Grade:** must not be missing for any records. The following rows have an invalid Grade value.

Grade	Affected Rows
30, 33	
- Sex:** must not be missing for any records. The following rows have an invalid Sex value.

Sex	Affected Rows
47, 50	
- The valid birth range is from January 1, 2004 - December 31, 2004**

Year Of Birth	Month Of Birth	Affected Rows
2002	6	18
2003	2	11

Buttons at the bottom: [Update Column Mappings](#) [Start Over](#)

Along with the file validation checks, the total number of students is compared to the statistical estimate of eligible students. If there is a 10% or more difference in enrollment, which is typical for most every school, international standards for data collection require that we ask school coordinators for a possible reason. Typical reasons include redistricting, the schools being located within a growing or shrinking community, or near an army base. Exhibit 8 provides a screen shot of the enrollment verification check and comment box. **This check does not prohibit you from completing your e-file.** Simply provide a comment in the box and continue.

Exhibit 7. Online data check – enrollment verification

Submit Student List

Verify Your E-File

The table below summarizes the information you have provided on your student list (E-File). Please review the information and ensure it is correct. Total Enrollment at the bottom of the table should match the number of students in your E-File, and the percentage should match the percentage of students in your E-File, by grade -1.

Record whether the information is correct or incorrect by selecting the appropriate button at the bottom of the table. If the information is incorrect, you will need to correct your E-File and resubmit it.

[View original file](#)

Grade	Number	Percentage
Grade		
7	1	33.33%
8	2	66.67%
Sex		
Male	2	66.67%
Female	1	33.33%
Total Enrollment:	3	

Total Enrollment should be within 20% of 139. Please provide a reason why the enrollment may be different from the expected enrollment. Reasons may include: the school may be located near a military base or an area with a growing population, or perhaps enrollment has changed.

*Please specify a reason why

Information is **CORRECT and CURRENT**.
 Information is **INCORRECT**.


If at any time you realize that every eligible student was not listed, you can exit e-filing, correct the file, and upload a new one. If you have any questions or would like to talk with someone about e-filing, please reach out to the PISA help desk by phone between 8 a.m. and 8 p.m. Eastern Standard Time at 1-888-638-2597 or email PISAHHELP@westat.com.

PISA project website for School Coordinators and schools

The following screenshots show the web content of MyPISA.us for schools and school coordinators from the main study in PISA 2022 with updated text following each screen. The systems for the PISA 2025 main study are not yet active, but will not change other than references to the current round of PISA and updates to the specifics of the main study, such as number of students to be sampled. MyPISA.us is described in Part B of the main study package.

Updated screenshots and, if necessary, any updated text will be provided in a change request by December 2023. The text displayed below each screenshot in this section is the text as it will appear on MyPISA.us for PISA 2025.

MyPISA.us – Login page

	
Program for International Student Assessment	
Welcome	
This is a restricted-use website that contains information on the Program for International Student Assessment (PISA).	
LOGIN	REGISTER
User name <input type="text"/>	First time visiting this site? You must register using your provided PISA registration ID. Please click here to Register.
Password <input type="password"/>	
<input type="button" value="Log in"/> <input type="button" value="Reset"/>	Registration Help
Retrieve a new password if you forgot your password.	
<small>The National Center for Education Statistics (NCES) is authorized to conduct the Program for International Student Assessment (PISA) by the Education Sciences Reform Act of 2002 (ESRA 2002, 20 U.S.C. §9543), and to collect students' education records from educational agencies or institutions for the purpose of evaluating federally supported education programs under the Family Educational Rights and Privacy Act (FERPA, 34 CFR §§ 99.31(a)(3)(iii) and 99.35). The data are being collected for NCES by Westat, a U.S.-based research organization. All of the information you provide may be used only for statistical purposes and may not be disclosed, or used, in identifiable form for any other purpose except as required by law (20 U.S.C. §9573 and 6 U.S.C. §151).</small>	
<small>According to the Paperwork Reduction Act of 1995, no persons are required to respond to a collection of information unless such collection displays a valid OMB control number. The valid OMB control number for this voluntary information collection is 1850-0755. The time required to complete this information collection is estimated to average up to 240 minutes for school coordinators or 45 minutes for school administrators, including the time to review instructions, gather the data needed, and complete and review the information collection. If you have any comments or concerns regarding the accuracy of the time estimate(s), suggestions for improving the form, or questions about the status of your individual submission of this form, write directly to: The Program for International Student Assessment (PISA) 2021, National Center for Education Statistics (NCES), Potomac Center Plaza, 550 12th Street, SW, Room 4007, Washington, DC 20202.</small>	
<small>OMB No. 1850-0755, Approval Expires 12/31/2022</small>	
<small>**</small>	
Notice: You are accessing a U.S. Government information system.	
<small>This warning banner provides privacy and security notices consistent with applicable federal laws, directives, and other federal guidance for accessing this Government system, which includes all devices/storage media attached to this system. This system is provided for Government-authorized use only. Unauthorized or improper use of this system is prohibited and may result in disciplinary action and/or civil and criminal penalties.</small>	

This screen is the login page for the MyPISA.us site. It provides a login function, a way for new users to register on the site using supplied credentials, and a way to retrieve a password. The text of the page as it will appear for MyPISA 2025 is shown below.

Welcome

This is a restricted-use website that contains information on the Program for International Student Assessment (PISA).

LOGIN	REGISTER
User name DKastberg	First time visiting this site? You must register using your provided PISA registration ID. Please click here to Register.
Password *****	
<input type="button" value="Log in"/> <input type="button" value="Reset"/>	Registration Help

[Retrieve](#) a new password if you forgot your password.

The National Center for Education Statistics (NCES) is authorized to conduct the Program for International Student Assessment (PISA) by the Education Sciences Reform Act of 2002 (ESRA 2002, 20 U.S.C. §9543), and to collect students' education records from educational agencies or institutions for the purpose of evaluating federally supported education programs under the Family Educational Rights and Privacy Act (FERPA, 34 CFR §§ 99.31(a)(3)(iii) and 99.35). The data are being collected for NCES by Westat, a U.S.-based research organization. All of the information you provide may be used only for statistical purposes and may not be disclosed, or used, in identifiable form for any other purpose except as required by law (20 U.S.C. §9573 and 6 U.S.C. §151).

According to the Paperwork Reduction Act of 1995, no persons are required to respond to a collection of information unless such collection displays a valid OMB control number. The valid OMB control number for this voluntary information collection is 1850-0755. The time required to complete this information collection is estimated to average up to 240 minutes for school coordinators or 53 minutes for school administrators, including the time to review instructions, gather the data needed, and complete and review the information collection. If you have any comments or concerns regarding the accuracy of the time estimate(s), suggestions for improving the form, or questions about the status of your individual submission of this form, write directly to: The Program for International Student Assessment (PISA) 2025, National Center for Education Statistics (NCES), Potomac Center Plaza, 550 12th Street, SW, Room 4007, Washington, DC 20202.


OMB No. 1850-0755, Approval Expires XX/XX/2026

Notice: You are accessing a U.S. Government information system.

This warning banner provides privacy and security notices consistent with applicable federal laws, directives, and other federal guidance for accessing this Government system, which includes all devices/storage media attached to this system. This system is provided for Government-authorized use only. Unauthorized or improper use of this system is prohibited and may result in disciplinary action and/or civil and criminal penalties.

If you need help accessing this website, please contact the PISA help desk by phone between 8 a.m. and 8 p.m. Eastern Standard Time at 1-888-638-2597 or email PISAHELP@westat.com.

MyPISA.us – Home – Welcome to PISA



Program for International Student Assessment

admin Help Log off

WESTAT HIGH SCHOOL - 1600 Research Blvd, Rockville, MD - WESTAT PUBLIC SCHOOLS
Edit Section: Welcome Page Section 1
School Type: Public/Private - States: AR, CA, DE, GA, IA, IL, KS, KY, MD, ME, MS, NM, OR, RI, VA

Welcome to PISA

Welcome and thank you for participating in the Program for International Student Assessment (PISA) 2022!

The PISA 2022 Field Test assessments will occur between September and October 2021.

In PISA, each country or education system is represented by a sample of schools and students selected to reflect its population and educational contexts and provide valid estimates of student achievement.

In the fall of 2021, a random sample of up to 60 age-eligible students in your school will be selected to be assessed. Each assessment will be administered by specially trained PISA staff.

There are a number of activities occurring before, during, and after the assessment. This website is designed to be your all-in-one resource throughout the entire process.

The "What You Need to Do" menu on the left is designed to guide the school coordinator through six different groups of tasks.

- [Provide School Information](#) - verify information about your school. This includes the school's address and principal contact information.
- [Submit Student List](#) - submit a list of all age-eligible students (born on or between July 1, 2005, and June 30, 2006). PISA will use this list to draw a random sample of students to participate in the assessment.
- [Prepare for Assessment](#) - meet with your local PISA representative to prepare for the assessment. The school coordinator will complete paperwork, notify parents about students' participation in PISA, and reserve school space for the staff to use during the visit.
- [Assessment Day](#) - PISA staff will administer the assessments, while the school coordinator will be responsible for making sure that participating students arrive promptly to designated assessment location(s).
- [After the Assessment](#) - retain the PISA Storage Envelope in a secure place until a designated date.

The "What You Need to Know" menu stores informational materials. Clicking on the Documents link will take you to the PISA document catalog, and is also where you can download your list of selected students once sampling is complete. We've collected websites from NCEs and the OECD, as well as videos and slideshows from past PISA cycles so you can be as informed as you would like about PISA.

What is PISA?

PISA is an international assessment that measures student learning in mathematics, reading, science, and financial literacy. PISA is the largest international assessment and has been administered since 2000 (2000, 2003, 2006, 2009, 2012, 2015, 2018, and now in 2022). It provides information about the knowledge and skills of U.S. students in comparison with students in more than 80 countries and education systems.

PISA is intended to provide a measure of students' overall preparedness for the future, not just their academic achievement. Knowing how U.S. students perform on PISA provides us with valuable information on how our education system compares with education systems of the other countries with whom we collaborate and compete in the world economy.

PISA is sponsored by the Organization for Economic Cooperation and Development (OECD), an intergovernmental organization of industrialized countries. In the United States, PISA is conducted by the National Center for Education Statistics (NCES), within the U.S. Department of Education, and administered by Westat, a research firm located in Rockville, MD.

For more specific information on the upcoming PISA 2022 Field Test data collection, please see the FAQs and study brochure with timeline linked below.

- [Home](#)
- [Change School](#)
- [School Control System](#)
- [Admin Section](#)
- [School Report](#)
- What You Need To Do**
- [Provide School Information](#)
- [Submit Student List](#)
- [Prepare for Assessment](#)
- [Assessment Day](#)
- [After the Assessment](#)
- What You Need To Know**
- [Documents](#)
- [Important Websites](#)
- [Contact Us](#)

This screen is the Welcome page for the MyPISA.us site. It provides overview information about the survey and navigation to specific areas of the site. The text of the page as it will appear for MyPISA 2025 is shown on the following page.

Welcome to PISA

Welcome and thank you for participating in the Program for International Student Assessment (PISA) 2025!

The PISA 2025 Field Test assessments will occur between October 6 and November 28, 2025.

In PISA, each country or education system is represented by a sample of schools and students selected to reflect its population and educational contexts and provide valid estimates of student achievement.

In the fall of 2025, a random sample of up to 52 age-eligible students in your school will be selected to be assessed. Each assessment will be administered by specially trained PISA staff.

There are a number of activities occurring before, during, and after the assessment. This website is designed to be your all-in-one resource throughout the entire process.

The "What You Need to Do" menu on the left is designed to guide the school coordinator through six different groups of tasks.

1. [Provide School Information](#) - verify information about your school. This includes the school's address and principal contact information.
2. [Submit Student List](#) - submit a list of all age-eligible students (born between July 1, 2009 and June 30, 2010). PISA will use this list to draw a random sample of students to participate in the assessment.
3. [Prepare for Assessment](#) - meet with your local PISA representative to prepare for the assessment. The school coordinator will complete paperwork, notify parents about students' participation in PISA, and reserve school space for the staff to use during the visit.
4. [Assessment Day](#) - PISA staff will administer the assessments, while the school coordinator will be responsible for making sure that participating students arrive promptly to designated assessment location(s).
5. [After the Assessment](#) - retain the PISA Storage Envelope in a secure place until a designated date.

The "What You Need to Know" menu stores informational materials. Clicking on the Documents link will take you to the PISA document catalog, and is also where you can download your list of selected students once sampling is complete. We've collected websites from NCES and the OECD, as well as videos and slideshows from past PISA cycles so you can be as informed as you would like about PISA.

What is PISA?

PISA is an international assessment that measures student learning in mathematics, reading, science, and financial literacy. PISA is the largest international assessment and has been administered since 2000 (2000, 2003, 2006, 2009, 2012, 2015, 2018, 2022, and now in 2025). It provides information about the knowledge and skills of U.S. students in comparison with students in more than 80 countries and education systems. PISA is intended to provide a measure of students' overall preparedness for the future, not just their academic achievement. Knowing how U.S. students perform on PISA provides us with valuable information on how our education system compares with education systems of the other countries with whom we collaborate and compete in the world economy.

PISA is sponsored by the Organization for Economic Cooperation and Development (OECD), an intergovernmental organization of industrialized countries. In the United States, PISA is conducted by the National Center for Education Statistics (NCES), within the U.S. Department of Education, and administered by Westat, a firm located in Rockville, MD.

For more specific information on the upcoming PISA 2025 data collection, please see the FAQs and study brochure with timeline linked below.

If you need help accessing this website, please contact the PISA help desk by phone between 8 a.m. and 8 p.m. Eastern Standard Time at 1-888-638-2597 or email PISAHELP@westat.com.

MyPISA.us – Provide School Information

Program for International Student Assessment

[admin](#)
[Help](#)
[Log off](#)

[Home](#)
[Change School](#)
[School Control System](#)
[Admin Section](#)
[School Report](#)

[What You Need To Do](#)
[Provide School Information](#)
[Submit Student List](#)
[Prepare for Assessment](#)
[Assessment Day](#)
[After the Assessment](#)

[What You Need To Know](#)
[Documents](#)
[Important Websites](#)
[Contact Us](#)

WESTAT HIGH SCHOOL - 1600 Research Blvd, Rockville, MD - WESTAT PUBLIC SCHOOLS

Provide School Information

School Name: WESTAT HIGH SCHOOL **PISA School ID:** 1900025

State: MD **District:** WESTAT PUBLIC SCHOOLS

Submitted by:

[Edit Section: Provide School Information Section 1](#)

School Type: Public/Private - **States:** AR, CA, DE, GA, IA, IL, KS, KY, MD, ME, MS, NM, OR, RI, VA, VT

Please review and complete the form below to ensure that PISA has the most up-to-date information about your school. Some fields are filled in already; please edit these if they are incorrect. The school coordinator information section is for the person at your school who is designated to work with PISA.

School Contact Information

<p>Current</p> <p>School Name: WESTAT HIGH SCHOOL</p> <p>School Address 1: 1600 Research Blvd</p> <p>School Address 2:</p> <p>City: Rockville</p> <p>State: MD</p> <p>Zip Code: 52776</p> <p>School Website:</p> <p>School Phone Numb</p> <p>School Opens:</p> <p>School Closes:</p>	<p>New</p> <p><input type="text" value="WESTAT HIGH SCHOOL"/></p> <p><input type="text" value="1600 Research Blvd"/></p> <p><input type="text"/></p> <p><input type="text" value="Rockville"/></p> <p><input type="text" value="MD"/></p> <p><input type="text" value="52776"/></p> <p><input type="text"/></p> <p><input type="text" value="3012943811"/></p> <p><input type="text"/></p> <p><input type="text"/></p>
--	--

Principal Information

Principal Prefix:

Principal Firstname:

Principal Lastname:

Principal Suffix:

Telephone Number: Ext:

Email:

This screen provides information about the school. This information is already populated first from the sampling information and then updated by the NAEP State Coordinators or PISA Recruiters. The text of the page as it will appear for MyPISA 2025 is shown on the following page.

Provide School Information

School Name: WESTAT HIGH SCHOOL **PISA School ID:** 0500025
State: MD **District:** WESTAT PUBLIC SCHOOLS
Submitted by: David Kastberg

Please review and complete the form below to ensure that PISA has the most up-to-date information about your school. Some fields are filled in already; please edit these if they are incorrect. The school coordinator information section is for the person at your school who is designated to work with PISA.

School Contact Information

Current	New
School Name: School	<input type="text" value="SCHOOL"/>
School Address 1: Address	<input type="text" value="ADDRESS"/>
School Address 2:	<input type="text"/>
City: City	<input type="text" value="CITY"/>
State: State	<input type="text" value="ST"/>
Zip Code: 12345-6789	<input type="text" value="123456789"/>
School Website:	<input type="text"/>
School Phone Number: 555-555-5555	<input type="text" value="555-555-5555"/>
School Opens:	<input type="text"/>
School Closes:	<input type="text"/>

Principal Information

Principal Prefix: Mr.	<input type="text" value="Mr."/>
Principal Firstname: First	<input type="text" value="First"/>
Principal Lastname: Last	<input type="text" value="Last"/>
Principal Suffix:	<input type="text"/>
Telephone Number: Ext:	<input type="text"/> Ext: <input type="text"/>
Email: email@district.edu	<input type="text" value="email@district.edu"/>

School Coordinator Information

School Coordinator Prefix: Ms	<input type="text" value="Ms"/>
School Coordinator Firstname: First	<input type="text" value="First"/>
School Coordinator Lastname: Last	<input type="text" value="Last"/>
School Coordinator Suffix:	<input type="text"/>
School Coordinator's Title: Coordinator	<input type="text" value="Coordinator"/>

Telephone: 555 555 5555 **Ext:**

 Ext:

Fax:

Email: email@district.edu

School Characteristics

First Day of School (2024-2025 school year):

Year Round School:

According to the Paperwork Reduction Act of 1995, no persons are required to respond to a collection of information unless such collection displays a valid OMB control number. The valid OMB control number for this voluntary information collection is 1850-0755. The time required to complete this information collection is estimated to average 15 minutes per school coordinator, including the time to review instructions, gather the data needed, and complete and review the information collection. If you have any comments or concerns regarding the accuracy of the time estimate(s), suggestions for improving the form, or questions about the status of your individual submission of this form, write directly to: Program for International Student Assessment (PISA), National Center for Education Statistics (NCES), Potomac Center Plaza, 550 12th Street, SW, 4th floor, Washington, DC 20202.

If you need help accessing this website, please contact the PISA help desk by phone between 8 a.m. and 8 p.m. Eastern Standard Time at 1-888-638-2597 or email PISAHELP@westat.com.

MyPISA.us – Submit Student List – How to Submit Your Student List

Program for International Student Assessment

[admin](#)
[Help](#)
[Log off](#)

[Home](#)
[Change School](#)
[School Control System](#)
[Admin Section](#)
[School Report](#)

[What You Need To Do](#)
[Provide School Information](#)
[Submit Student List](#)
[Prepare for Assessment](#)
[Assessment Day](#)
[After the Assessment](#)

[What You Need To Know](#)
[Documents](#)
[Important Websites](#)
[Contact Us](#)

WESTAT HIGH SCHOOL - 1600 Research Blvd, Rockville, MD - WESTAT PUBLIC SCHOOLS

[Edit Section: E-File Submit List Instructions](#)

School Type: Public/Private - States: AR, CA, DE, GA, IA, IL, KS, KY, MD, ME, MS, NM, OR, RI, VA, VT

Submit Student List

PISA collects a list of all students born on or between July 1, 2005 and June 30, 2006, from your school in order to draw a random sample of students to participate in the assessment.

How to Submit Your Student List

Student E-File Submission - Schools are able to submit student lists for sampling electronically through this website. Download the Excel Student E-File Template (below) and import the list of eligible students into the template for submission. The template contains all the necessary fields for sampling.

[Student E-File Template](#)

PISA has also developed other resource documents to use including step-by-step instructions, quick checks for preparing and submitting lists, as well as an annotated e-file template. These documents provide information and answers to many common questions about the e-filing process.

[E-filing Instructions](#)

[Student E-File Annotated Template](#)

[Student E-File Quick Checks](#)

E-file your school's student list

It is preferred that you include column headers as the first row in your E-File (see the template above for example). However, E-Files without column headers will be accepted. If you cannot submit your student data with this information in an Excel file, please call or email the PISA help desk at PISAHELP@westat.com or call 1-888-638-2597.

[Edit](#)

[PISA Student e-filing template](#)

Filename	Filesize	Uploaded	Uploaded By
Demo_errors.xlsx	19186	12/3/2020 2:15:36 PM	Loydis Cummings

Does your student data file contain column headers: Yes

New file: Choose File No file chosen

[Edit Section: OMB Text Section](#)

School Type: Public/Private - States: AR, CA, DE, GA, IA, IL, KS, KY, MD, ME, MS, NM, OR, RI, VA, VT

According to the Paperwork Reduction Act of 1995, no persons are required to respond to a collection of information unless such collection displays a valid OMB control number. The valid OMB control number for this voluntary information collection is 1850-0888. The time required to complete the information collection requested on this site is provided at the start of each request. If you have any comments or concerns regarding the accuracy of the time estimate(s), suggestions for improving the form, or questions about the status of your individual submission of this form, write directly to: Teaching and Learning International Survey (TALIS), National Center for Education Statistics (NCES), Potomac Center Plaza, 550 12th Street, SW, 4th floor, Washington, DC 20202.

This screen provides the E-file instructions and template and is where the school coordinator will securely upload the completed student list. The birth date range will be changed to “born between July 1, 2009 and June 30, 2010”.

Submit Student List

PISA collects a list of all students born between July 1, 2009 and June 30, 2010, from your school in order to draw a random sample of students to participate in the assessment.

How to Submit Your Student List

Student E-File Submission - Schools are able to submit student lists for sampling electronically through this website. Download the Excel Student E-File Template (below) and import the list of eligible students into the template for submission. The template contains all the necessary fields for sampling.

Student E-File Template

PISA has also developed other resource documents to use including step-by step instructions, quick checks for preparing and submitting lists, as well as an annotated e-file template. These documents provide information and answers to many common questions about the e-filing process.

E-filing Instructions

Student E-File Annotated Template

Student E-file Quick Checks

E-file you school's student list

It is preferred that you include column headers as the first row in your E-File (see the template above for example). However, E-Files without column headers will be accepted. If you cannot submit your student data with this information in an Excel file, please call or email the PISA help desk at PISAHELP@westat.com or call 1-888-638-2597.

The following statement will be added to the screen above to state the estimated time to complete and submit the student list.

According to the Paperwork Reduction Act of 1995, no persons are required to respond to a collection of information unless such collection displays a valid OMB control number. The valid OMB control number for this voluntary information collection is 1850-0755. The time required to complete this information collection is estimated to average 53 minutes per school coordinator, including the time to review instructions, gather the data needed, and complete and review the information collection. If you have any comments or concerns regarding the accuracy of the time estimate(s), suggestions for improving the form, or questions about the status of your individual submission of this form, write directly to: Program for International Student Assessment (PISA), National Center for Education Statistics (NCES), Potomac Center Plaza, 550 12th Street, SW, 4th floor, Washington, DC 20202.

If you need help accessing this website, please contact the PISA help desk by phone between 8 a.m. and 8 p.m. Eastern Standard Time at 1-888-638-2597 or email PISAHELP@westat.com.

Program for International Student Assessment

[admin](#)
[Help](#)
[Log off](#)

- [Home](#)
- [Change School](#)
- [School Control System](#)
- [Admin Section](#)
- [School Report](#)
- [What You Need To Do](#)
- [Provide School Information](#)
- [Submit Student List](#)
- [Prepare for Assessment](#)
- [Assessment Day](#)
- [After the Assessment](#)
- [What You Need To Know](#)
- [Documents](#)
- [Important Websites](#)
- [Contact Us](#)

WESTAT HIGH SCHOOL - 1600 Research Blvd, Rockville, MD - WESTAT PUBLIC SCHOOLS

[Edit Section: Prepare for Assessment Section 1](#)

School Type: Public/Private - States: AR, CA, DE, GA, IA, IL, KS, KY, MD, ME, MS, NM, OR, RI, VA, VT

Prepare for Assessment

To ensure a successful administration of PISA, it is important to make sure everyone involved in the assessment is informed and prepared. The tasks below will help you effectively prepare for PISA.

Informing your school's administration and staff:

- Include PISA on the annual school calendar to avoid scheduling conflicts.
- Discuss the importance of PISA with your principal.
- Inform teachers about PISA and why it is important to encourage selected students to do their best.

Enriching teacher support:

- Share informational materials from PISA at a faculty meeting.
- Place copies of these materials in your faculty lounge.
- Inform teachers that [released PISA assessment items and responses](#) are available on the web.

Motivating selected students to participate:

- Notify students of their selection to participate and stress that their participation is important.
- Emphasize to students that each of them will represent hundreds of students across the nation, so it is vital that they participate and do their best.

[Edit Section: Prepare for Assessment Section 2](#)

School Type: Public/Private - States: AR, CA, DE, GA, IA, IL, KS, KY, MD, ME, MS, NM, OR, RI, VA, VT

The Preassessment Call and Virtual Student Meeting

After students have been selected, your local PISA representative will contact you to set up a preassessment call and, if possible, a virtual student meeting. This contact helps prepare schools for the assessment and ensures everything will go smoothly and efficiently.

Prior to the call:

- Download the list of selected students, called the Student Tracking Form, from the "Documents" section of this website.
- Review the Student Tracking Form to ensure all student demographic data are correct.
- Identify students who are withdrawn or ineligible.
- Identify students with special education needs (e.g., students with IEP or 504 plans and English language learners).
- Notify parents of selected students of their students' participation (using the sample letters found in the "Documents" section of this website).
- Identify space for assessment sessions to take place.

During the call:

- Confirm parents/guardians of selected students have been notified.
- Confirm missing or corrected student demographic data.
- Confirm students that have withdrawn or are ineligible.
- Review the status of students identified as having special education needs (SEN).
- Discuss students who may not be able to participate.
- Discuss distributing Student Invitations and Student FAQs (electronic PDF versions, hardcopy, or both).
- Discuss incentives and distribution.
- Provide any needed logon forms for the School Questionnaires (questionnaires should be completed prior to assessment day).
- Collect and confirm assessment day logistics information.

Holding a virtual student meeting:

If possible, the PISA representative will work with you to arrange a virtual student meeting with the students selected for PISA. Prior to the meeting, you will receive Student FAQs and PISA invitations to distribute to students. During the virtual meeting, the PISA representative will show the PISA student presentation and answer any questions students may have about the assessment.

If you need help accessing this website, please contact the PISA help desk by phone between 8 a.m. and 8 p.m. Eastern Standard Time at 1-888-638-2597 or email PISAHELP@westat.com.

This screen provides information and suggestions for preparing for the survey including discussing the survey with school staff, and providing materials. The text of the page as it will appear for MyPISA 2025 is shown on the following page.

Prepare for Assessment

To ensure a successful administration of PISA, it is important to make sure everyone involved in the assessment is informed and prepared. The tasks below will help you effectively prepare for PISA.

Informing your school's administration and staff:

- Include PISA on the annual school calendar to avoid scheduling conflicts.
- Discuss the importance of PISA with your principal.
- Inform teachers about PISA and why it is important to encourage selected students to do their best.

Enlisting teacher support:

- Share informational materials from PISA at a faculty meeting.
- Place copies of these materials in your faculty lounge.
- Inform teachers that [released PISA assessment items and responses](#) are available on the web.

Motivating selected students to participate:

- Notify students of their selection to participate and stress that their participation is important.
- Emphasize to students that each of them will represent hundreds of students across the nation, so it is vital that they participate and do their best.

The Preassessment Call and Virtual Student Meeting

After students have been selected, your local PISA representative will contact you to set up a preassessment call and, if possible, a virtual student meeting. This call helps prepare schools for the assessment and ensures everything will go smoothly and efficiently.

Prior to the call:

- Download the list of selected students, called the Student Tracking Form, from the "Documents" section of this website.
- Review the Student Tracking Form to ensure all student demographic data are correct.
- Identify students who are withdrawn or ineligible.
- Identify students with special education needs (e.g., students with IEP or 504 plans and English learners).
- Notify parents of selected students of their students' participation (using the sample letters found in the "Documents" section of this website).
- Identify space for assessment sessions to take place.

During the call the PISA representative will:

- Confirm parents/guardians of selected students have been notified.
- Confirm missing or corrected student demographic data.
- Confirm students that have withdrawn or are ineligible.
- Review the status of students identified as having special education needs (SEN).
- Discuss students who may not be able to participate.
- Schedule a date and time for the student meeting.
- Discuss distributing Student Invitations and Student FAQs (electronic PDF versions, hardcopy, or both).
-
- Discuss incentives and distribution.


- Provide any needed logon forms for the School Questionnaires (questionnaires should be completed prior to assessment day).
- Preview the testing location(s).
- Collect and confirm logistics information.
- Discuss COVID-19 protocols

Holding a virtual student meeting:

If possible, the PISA representative will work with you to arrange a virtual student meeting with the students selected for PISA. Prior to the meeting, you will receive Student FAQs and PISA invitations to distribute to students. During the virtual meeting, the PISA representative will show the PISA student presentation and answer any questions students may have about the assessment.

If you need help accessing this website, please contact the PISA help desk by phone between 8 a.m. and 8 p.m. Eastern Standard Time at 1-888-638-2597 or email PISAHELP@westat.com.

MyPISA.us –Assessment Day



Program for International Student Assessment

admin Help Log off

WESTAT HIGH SCHOOL - 1600 Research Blvd, Rockville, MD - WESTAT PUBLIC SCHOOLS

[Edit Content](#)

School Type: Public/Private - States: AR, CA, DE, GA, IA, IL, KS, KY, MD, ME, MS, NM, OR, RI, VA, VT

Assessment Day

On assessment day, the PISA team will:

- Arrive at the school at least 1 hour before the assessment to set up and prepare.
- Meet with you regarding absent students.
- Collect a dated copy of the parent notification letter.
- Confirm completion of the School Questionnaire.
- Administer the assessment.
- Conduct a short postassessment meeting.

As discussed during the preassessment call, you will need to ensure that parents, teachers and students have been notified of the assessment. Your assistance is also important to ensure that students attend the session(s). During the assessment, administrators, teachers, and other school staff are invited to observe the PISA sessions.

Following the assessment, the PISA representative will meet with the school coordinator for a short meeting. There will also be some paperwork to finalize, which includes preparing copies of important documents to be left at the school.

As part of PISA's pledge of confidentiality, before departing, the PISA team will leave all documents with student names and identifying information at the school in the PISA Storage Envelope.

If you need help accessing this website, please contact the PISA help desk by phone between 8 a.m. and 8 p.m. Eastern Standard Time at 1-888-638-2597 or email PISAHELP@westat.com.

- Home
- Change School
- School Control System
- Admin Section
- School Report
- What You Need To Do**
- Provide School Information
- Submit Student List
- Prepare for Assessment
- Assessment Day
- After the Assessment
- What You Need To Know
- Documents
- Important Websites
- Contact Us

This page lists the activities of the PISA assessment team on assessment day. The text of the page as it will appear for MyPISA 2025 is shown below.

Assessment Day

On assessment day, the PISA team will:

- Arrive at the school at least 1 hour before the assessment to set up and prepare.
- Meet with you regarding absent students.
- Collect a dated copy of the parent notification letter.
- Confirm completion of the School Questionnaire.
- Perform confirmed COVID-19 protocols before, during and after the assessment
- Administer the assessment.
- Conduct a short postassessment meeting.

As discussed during the preassessment call, you will need to ensure that parents and students have been notified of the assessment. Your assistance is also important to ensure that students attend the session(s). During the assessment, administrators, teachers, and other school staff are invited to observe the PISA sessions.


Following the assessment, the PISA representative will meet with the school coordinator for a short meeting. There will also be some paperwork to finalize, which includes preparing copies of important documents to be left at the school.

As part of PISA's pledge of confidentiality, before departing, the PISA team will leave all documents with student names and identifying information at the school in the PISA Storage Envelope.


The PISA Team will practice the COVID-19 protocols as outlined in the PISA COVID-19 Protocols document and confirmed in the preassessment call, as well as any additional local protocols required by your school.

If you need help accessing this website, please contact the PISA help desk by phone between 8 a.m. and 8 p.m. Eastern Standard Time at 1-888-638-2597 or email PISAHELP@westat.com.

MyPISA.us - After the Assessment



Program for International Student Assessment

admin 
Help
Log off

WESTAT HIGH SCHOOL - 1600 Research Blvd, Rockville, MD - WESTAT PUBLIC SCHOOLS
[Edit Content](#)
School Type: Public/Private - States: AR, CA, DE, GA, IA, IL, KS, KY, MD, ME, MS, NM, OR, RI, VA, VT

After the Assessment

On behalf of PISA, we would like to extend a special thanks to the staff and students at your school. Your participation and support have made this data collection a success!
Your school should keep the contents of the PISA Storage Envelope until the date specified on the label, at which point they should be destroyed. The best way to destroy any sensitive PISA materials is to shred them.

PISA Scoring and Reporting

PISA scores the assessment data and links it to background information collected from the student and school questionnaires to provide a more complete picture of what our students know and can do at age 15. PISA results include:

- average scale scores for each subject area for all participating countries, including the U.S. and the OECD countries on average;
- percentages of students reaching PISA proficiency levels for all participating countries, including the U.S. and the OECD countries on average;
- trends in U.S. performance over time for each subject area;
- school characteristics for populations of students; and
- academic achievement of groups within those populations (e.g., male students or Hispanic students).

PISA 2018 results were released to the public in December, 2019. The results for PISA 2022 will not be released until 2023. The PISA 2022 field test will not report results and is only used to evaluate the assessment items and procedures. PISA reports results for the nation. It does not provide individual scores for the students or schools assessed. Click on the following link to access the PISA 2018 U.S. results on the National Center for Education Statistics' website: [PISA 2018 U.S. Results](#)

Exploring Education Policy Issues

NCES grants members of the education research community permission to use PISA data. To explore and analyze PISA data, visit the [International Data Explorer](#).
PISA reports are widely disseminated. For a look at these reports visit the NCES website at <http://nces.ed.gov/surveys/pisa/>.

If you need help accessing this website, please contact the PISA help desk by phone between 8 a.m. and 8 p.m. Eastern Standard Time at 1-888-638-2597 or email PISAHELP@westat.com.

This screen provides information about post-assessment activities such as scoring of assessment data and reporting plans. The text of the page as it will appear for MyPISA 2025 is shown on the following page.

After the Assessment

On behalf of PISA, we would like to extend a special thanks to the staff and students at your school. Your participation and support have made this data collection a success!

Your school should keep the contents of the PISA Storage Envelope until the date specified on the label, at which point they should be destroyed. The best way to destroy any sensitive PISA materials is to shred them.

PISA Scoring and Reporting

PISA scores the assessment data and links it to background information collected from the student and school questionnaires to provide a more complete picture of what our students know and can do at age 15. PISA results include:

- average scale scores for each subject area for all participating countries, including the U.S. and the OECD countries on average;
- percentages of students reaching PISA proficiency levels for all participating countries, including the U.S. and the OECD countries on average;
- trends in U.S. performance over time for each subject area;
- school characteristics for populations of students; and
- academic achievement of groups within those populations (e.g., male students or Hispanic students).

PISA 2022 results were released to the public in December 2023. The results for PISA 2025 will be released in 2026. The PISA 2025 field test will not report results and is only used to evaluate the assessment items and procedures. PISA reports results are for the nation. It does not provide individual scores for the students or schools assessed. Click on the following link to access the PISA 2022 U.S. results on the National Center for Education Statistics' website: [PISA 2022 U.S. Results](#)

Exploring Education Policy Issues

NCES grants members of the education research community permission to use PISA data. To explore and analyze PISA data, visit the [International Data Explorer](#).

PISA reports are widely disseminated. For a look at these reports visit the NCES website at <http://nces.ed.gov/surveys/pisa/>.

If you need help accessing this website, please contact the PISA help desk by phone between 8 a.m. and 8 p.m. Eastern Standard Time at 1-888-638-2597 or email PISAHELP@westat.com.

Program for International Student Assessment

admin

Help

Log off

[Home](#)

[Change School](#)

[School Control System](#)

[Admin Section](#)

[School Report](#)

What You Need To Do

[Provide School Information](#)

[Submit Student List](#)

[Prepare for Assessment](#)

[Assessment Day](#)

[After the Assessment](#)

What You Need To Know

[Documents](#)

[Important Websites](#)

[Contact Us](#)

WESTAT HIGH SCHOOL - 1600 Research Blvd, Rockville, MD - WESTAT PUBLIC SCHOOLS

Documents

Downloads

Documents are not available yet for download, please check back later.

[Edit Content](#)

School Type: Public/Private - **States:** AR, CA, DE, GA, IA, IL, KS, KY, MD, ME, MS, NM, OR, RI, VA, VT

Important documents and letter templates for PISA 2022 Field Test and the PISA program in general can be found in the documents below.

Edit	File name	Description
Facts for Parents		This document is an editable FAQ for parents that is designed accompany the notification letter.
Parent/Guardian Notification Letter		The PISA Sample Parent Notification Letter is a sample document prepared to notify parents of their students' selection. You are encouraged to edit this document to suit your school's needs.
PISA 2021 Field Test Brochure		This PDF provides schools with a timeline, roles, and other assessment administration information.
PISA 2021 Field Test School FAQ		This PDF provides schools with answers to frequently asked questions about student, school, and teacher participation, benefits to participating, and administration of assessment.
PISA 2021 Field Test Student FAQs		This PDF provides students with answers to frequently asked questions about assessment administration, subjects assessed, and benefits to participation.
PISA E-filing instructions		This PDF document gives step-by-step instructions with on preparing your student list.
PISA Student annotated template		This PDF provides notes on what each column means and what data are needed. Eligibility criteria such as birth range for students are also included.
PISA Student e-filing template		This Excel file provides the column headers and formats that are needed for e-filing your student list
School Coordinator's Handbook		This handbook provides step-by-step instructions for completing the school coordinator tasks (e.g., receiving Student and Teacher Tracking Forms, updating student teacher participation codes online, returning paperwork to Westat)
Student E-file Quick Checks		This document provides quick steps and checks for preparing and submitting your student efile. This is designed to be used as an aide in addition to the e-file instructions.

If you need help accessing this website, please contact the PISA help desk by phone between 8 a.m. and 8 p.m. Eastern Standard Time at 1-888-638-2597 or email PISAHELP@westat.com.

This screen provides links to documents for PISA. These documents will be updated to reference and point to PISA 2025 field test documents. The text of the page as it will appear for MyPISA 2025 is shown on the following page.

Documents

Download your school's School Questionnaire Logon Form and Student Tracking Form here: [Download SC1](#)

Important documents and letter templates for PISA 2025 and the PISA program in general can be found in the documents below.




Edit

File name	Description
Facts for Parents	This document is an editable FAQ for parents that is designed accompany the notification letter.
Parent Implicit Consent Letter and Form	This editable document provides a template for parent implicit consent letter and form for schools to edit based on their local policies.
Parent Notification Letter	The PISA Sample Parent Notification Letter is a sample document prepared to notify parents of their students' selection. You are encouraged to edit this document to suit your school's needs.
PISA 2025 Brochure	This PDF provides schools with a timeline, roles, and other assessment administration information.
PISA 2025 School FAQs	The PDF provides schools with answers to frequently asked questions about student, school, and teacher participation, benefits to participating, and administration of assessment.
PISA 2025 Student FAQs	This PDF provides students with answers to frequently asked questions about assessment administration, subjects assessed, and benefits to participation.
PISA E-file Instructions	This document provides step-by-step instructions for preparing and submitting your student and teacher e-files.
PISA Student e-filing template	This Excel file provides the column headers and formats that are needed for e-filing your student list
School Coordinator's Handbook	This handbook provides step-by-step instructions for completing the school coordinator tasks (e.g., receiving Student Form, updating student participation codes online, returning paperwork to Westat)
Student E-file Quick Steps	This document provides quick steps and checks for preparing and submitting your student efile. This is designed to be used as an aide in addition to the e-file instructions

If you need help accessing this website, please contact the PISA help desk by phone between 8 a.m. and 8 p.m. Eastern Standard Time at 1-888-638-2597 or email PISAHELP@westat.com.

MyPISA.us – Important Websites



Program for International Student Assessment

admin Help Log off

WESTAT HIGH SCHOOL - 1600 Research Blvd, Rockville, MD - WESTAT PUBLIC SCHOOLS

[Edit Content](#)

School Type: Public/Private - States: AR, CA, DE, GA, IA, IL, KS, KY, MD, ME, MS, NM, OR, RI, VA, VT

Important Websites

More information about PISA, including past reports and example PISA items, can be accessed by clicking on any of the links below.

- [Information for Participants](#)
- [Information about PISA in the United States from the U.S. Department of Education](#)
- [Information about PISA from the Organization for Economic Cooperation and Development](#)
- [Sample Computer-Based Assessment \(CBA\) Items](#)
- [PISA School and Student Questionnaires](#)
- [How PISA Differs from Other National and International Assessments](#)
- [PISA International Reports](#)
- [PISA 2018 U.S. Results](#)
- [PISA 2015 U.S. Results](#)
- [PISA 2012 U.S. Report](#)
- [PISA Results Using an Online Interactive Tool \(IDE\)](#)
- [PISA 2022 FT Presentation for Students](#): Click this link to play the PISA 2022 FT Presentation for Students. Use the "PISA Student Presentation – Talking Points for SCs" document below to deliver the presentation.
- [PISA Presentation for Students – Talking Points for SCs](#): This document provides instructions and script for School Coordinators to conduct the student presentation.

If you need help accessing this website, please contact the PISA help desk by phone between 8 a.m. and 8 p.m. Eastern Standard Time at 1-888-638-2597 or email PISAHELP@westat.com.

Important Websites

More information about PISA, including past reports and example PISA items, can be accessed by clicking on any of the links below.

[Information for Participants](#)

[Information about PISA in the United States from the U.S. Department of Education](#)

[Information about PISA from the Organization for Economic Cooperation and Development](#)

[Sample Computer-Based Assessment \(CBA\) Items](#)

[PISA School and Student Questionnaires](#)

[How PISA Differs from Other National and International Assessments](#)

[PISA International Reports](#)

[PISA 2022 U.S. Results](#)

[PISA 2018 U.S. Results](#)

[PISA Results Using an Online Interactive Tool \(IDE\) Presentation for Students - PISA 2025](#): Click this link to play the PISA 2025 Presentation for Students.

If you need help accessing this website, please contact the PISA help desk by phone between 8 a.m. and 8 p.m. Eastern Standard Time at 1-888-638-2597 or email PISAHELP@westat.com.

MyPISA.us – Contact Us

IES Institute of Education Sciences **Program for International Student Assessment**

[admin](#) [Help](#) [Log off](#)

WESTAT HIGH SCHOOL - 1600 Research Blvd, Rockville, MD - WESTAT PUBLIC SCHOOLS
[Edit Content](#)
School Type: Public/Private - **States:** AR, CA, DE, GA, IA, IL, KS, KY, MD, ME, MS, NM, OR, RI, VA, VT

Contact Us

PISA Test Administrator
 Loydis Cummings
 Phone: 2014
 Email: lcummings2@gmail.com

PISA Help Desk
 You can contact Help Desk by phone between 8 a.m. and 8 p.m. Eastern Standard Time at 1-888-638-2597.
 You can contact Help Desk at PISAHELP@westat.com.

If you need help accessing this website, please contact the PISA help desk by phone between 8 a.m. and 8 p.m. Eastern Standard Time at 1-888-638-2597 or email PISAHELP@westat.com.

Contact Us

PISA Test Administrator

No TA designated for your account.

[This field is filled once Test Administrators are hired and assigned to work areas]

PISA Help Desk

You can contact Help Desk by phone between 8:00 am and 8:00 pm Eastern Standard Time at 1-888-638-2597.

You can contact Help Desk at PISAHELP@westat.com.

If you need help accessing this website, please contact the PISA help desk by phone between 8 a.m. and 8 p.m. Eastern Standard Time at 1-888-638-2597 or email PISAHELP@westat.com.

PISA 2025 Student Presentation Video

This presentation video is designed to both inform students of the details and importance of the study and to motivate them to participate and do their best. The presentation video is planned to be approximately 9 minutes in length or less. The video provides the following information:

- an overview of what PISA is and its goals internationally;
- describes what students need to do
- demonstrations of how to work with PISA computer-based items; and
- where to find more information about PISA.

The link to the PISA 2025 video is:

https://players.brightcove.net/1232842447001/default_default/index.html?videoId=6122652201001


This video is currently being remade to accommodate the changes in dates and also the new IES style guidelines. An updated version will be included in the next change request, in spring/summer 2024.

The final video will be 508 compliant and will include subtitles.

PISA 2025 Student Video Script (This will be updated in the early 2025 Main Study Data Collection package (v.30) to better reflect the Main Study).



Welcome, and thank you for attending this presentation on PISA, the Program for International Student Assessment. Congratulations! You are among a select few students from across the nation that will join students from more than 80 countries and education systems around the world participating in PISA. This presentation will provide some background information and what you can expect on assessment day. To get started let's look at a brief overview of PISA.



[OECD video segment:]

What is PISA? PISA is an acronym that stands for the Program for International Student Assessment. It's the brainchild of the OECD - and what's the OECD? It's another acronym that stands for the Organization for Economic Cooperation and Development.

In the late-1990s, countries that are members of the OECD came up with the idea to measure whether 15 year-olds around the world are well-prepared to participate in society. We chose 15 year-olds, rather than 12 or 17 year olds, because most 15 year olds are about to complete their compulsory education.

Experts in the field of education from around the world work together to create a two-hour test that focuses on core subjects, like reading, mathematics, and science. Participating countries decided to administer this test every three years and to rotate the main focus of the test among the three core subjects.

All very well, but testing students is nothing new, so what's so special about PISA?

PISA surveys are designed to find out whether students can use what they have learned in school and apply that knowledge to real-life situations and problems. PISA is less interested in knowing whether the students can repeat - like parrots - what they have been taught in class. Rather, the survey is designed to find out whether, for example, students can use the reading skills they have learned at school to make sense of the information they find in a book, a newspaper, on a government form, or in an instruction manual.

But the point of PISA is not to tell each individual student how well he or she has mastered a set of skills. Instead, PISA results are analyzed and extrapolated to the national level.

Picture one student sitting at a desk in a classroom somewhere taking the PISA test. Now, zoom out as though you're on the space shuttle and you can see the entire country in which that student is sitting. That's what PISA does with its test results.

What is PISA?

World's largest international education study.

**Measures how well 15-year-old students
apply knowledge to real-world problems.**

**Provides information about how well students
in the U.S. are performing in comparison
to students across the world.**

Adding on to what you just heard....

PISA is the world's largest international education study with more than 500,000 students participating in each cycle.

It measures how well 15-year-old students apply what they've learned in and out of school to real-world problems in reading, science, mathematics, and a new assessment called Learning in a Digital World.

PISA provides information about how well students in the United States are performing in comparison to students in countries around the world.

Who Participates in PISA?



So, which countries participate in the largest international education study in the world? To understand how far-reaching PISA is, let's take a look at this map.

You can think of PISA as an Olympics of the mind. Countries and education systems from every continent, except Antarctica, participate in PISA – in total more than 80 countries and education systems participate in PISA.

Who Participates in PISA?



The National Center for Education Statistics website provides a list of each of the countries and education systems that are participating, and provides a look at historical participation in PISA.

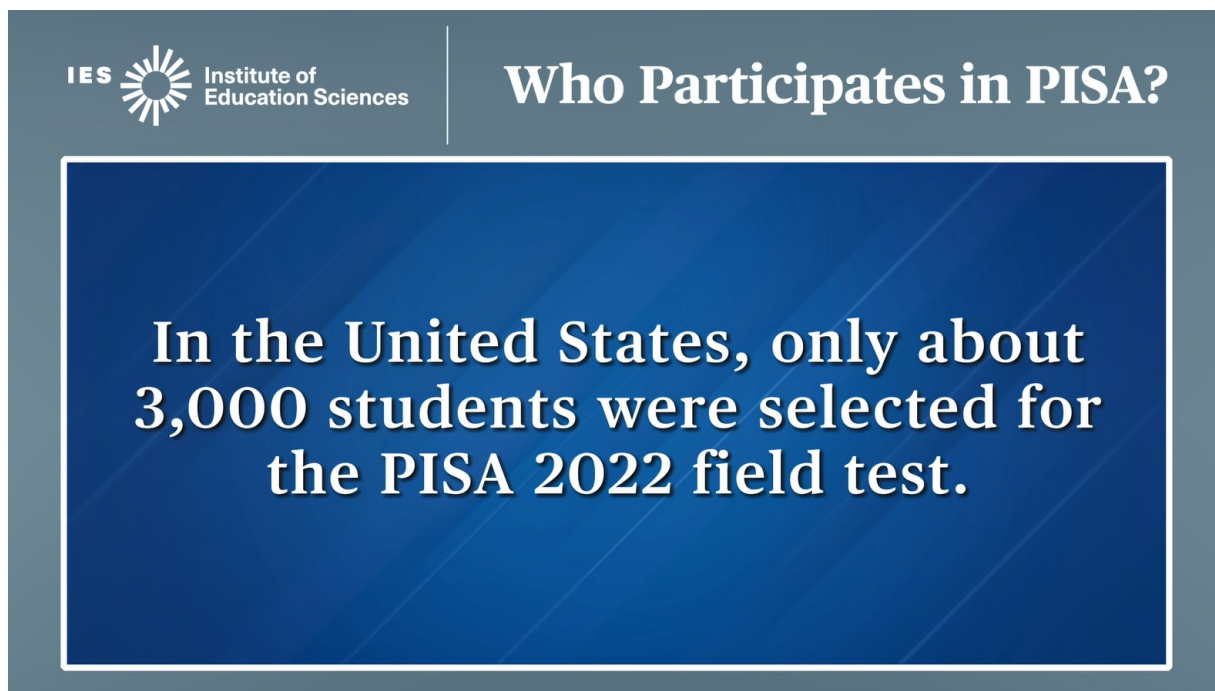


IES Institute of Education Sciences

Who Participates in PISA?

A map of the United States with state boundaries outlined in white, set against a dark blue background.

Who participates in PISA within the United States? PISA samples schools across the country to take part in the assessment. Not every school in every state is asked to participate, since PISA relies on a sample of students and schools to represent all the students and schools like them across the country.



IES Institute of Education Sciences

Who Participates in PISA?

In the United States, only about 3,000 students were selected for the PISA 2022 field test.

In the United States, only about 8,000 students were selected for the PISA 2025.

What should I expect?

You will be asked questions in 2 or 3 subjects:

Math, reading, science, or financial literacy

All computer-based

The questions will have multiple-choice and short-answer responses.

PISA assesses students' knowledge and skills in math, reading, science, or learning in a digital world . On assessment day, you will be asked questions in two or three of these subjects. The questions will be based on real-life situations. Remember, PISA is about applying the knowledge you have learned in and out of school, and not just memorizing facts. In a few moments we will show you a sample PISA item.

PISA is completely computer-based. Assessment questions will be multiple-choice and short-answer. There are no essays or extended writing responses.

What should I expect?

Questionnaires about:

You and your attitudes and experiences in school

Financial matters

Familiarity with information and communication technology

**No one-student takes the entire assessment-
no individual scores**

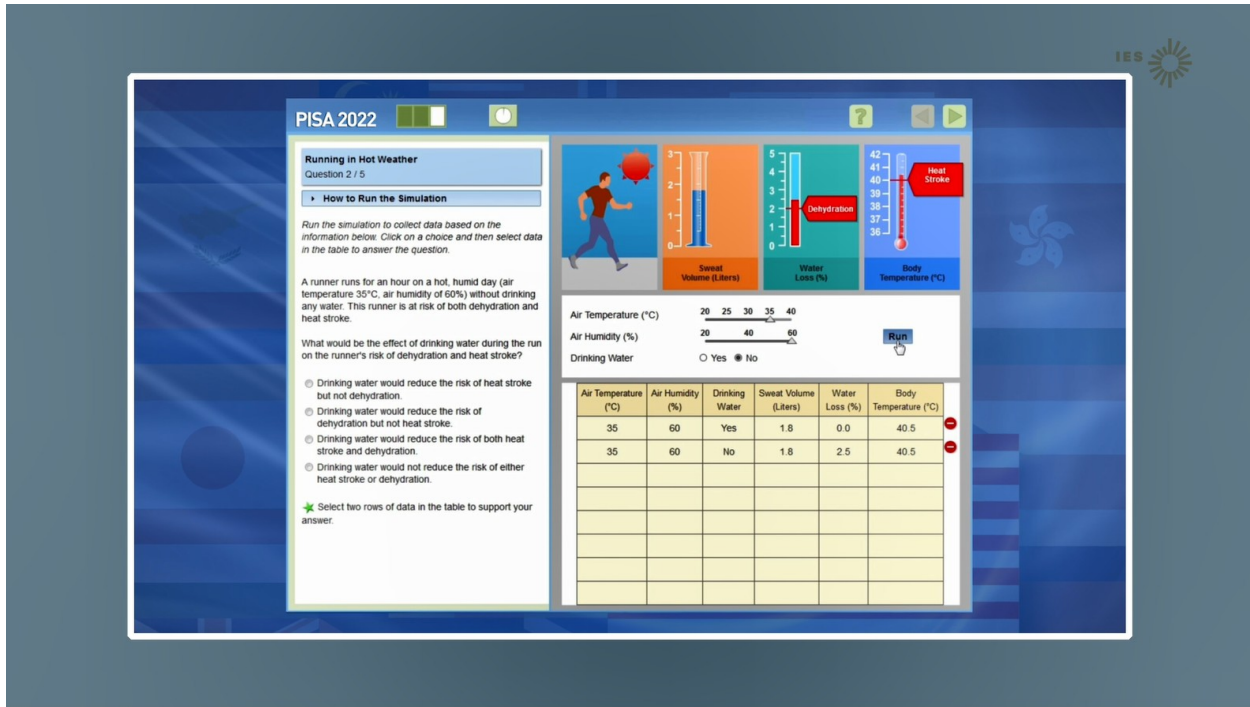
**The assessment takes place at school.
You will be excused from class to participate.**

After the main assessment, you will be asked to complete questions about your attitudes and experiences in school, your attitudes and thoughts about learning science subjects, and your familiarity with information and communication technology. This helps policymakers learn more about students' experiences and attitudes and how they relate to students' level of knowledge and skills.

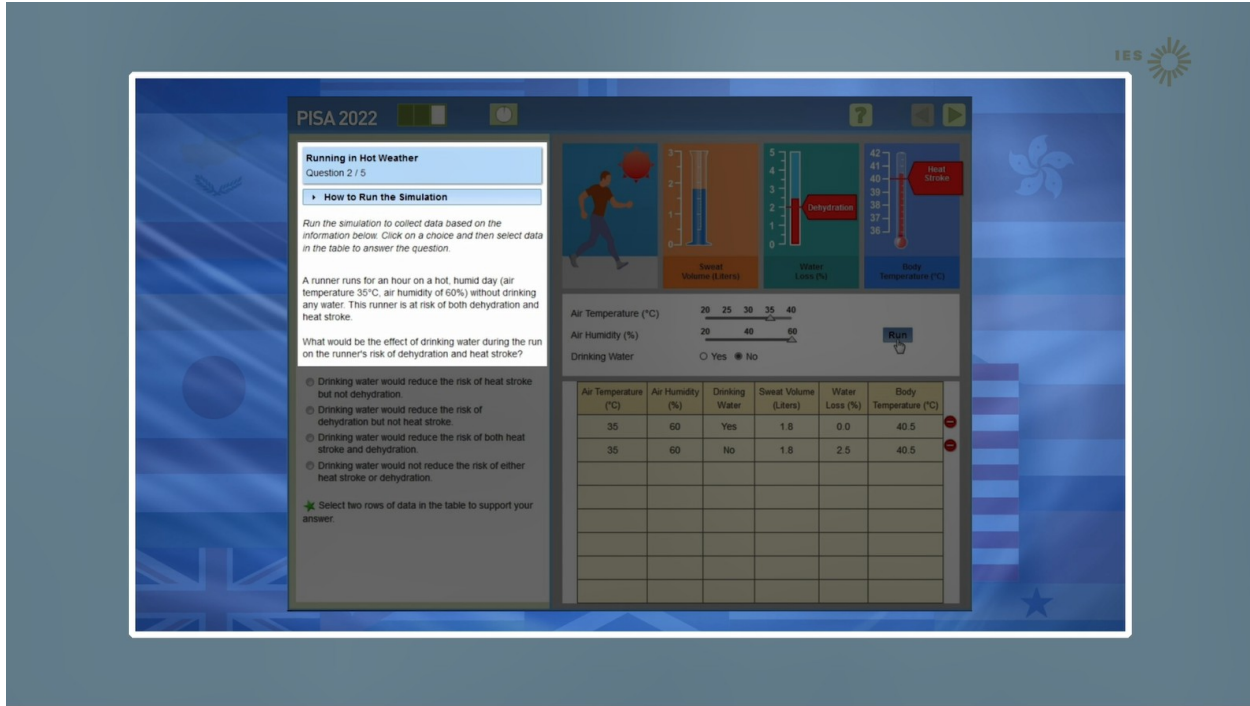
Because no one student takes the entire assessment, unlike many tests you take, you will not get your own score on PISA.

PISA takes place at your school. You will be excused from class during the PISA assessment.

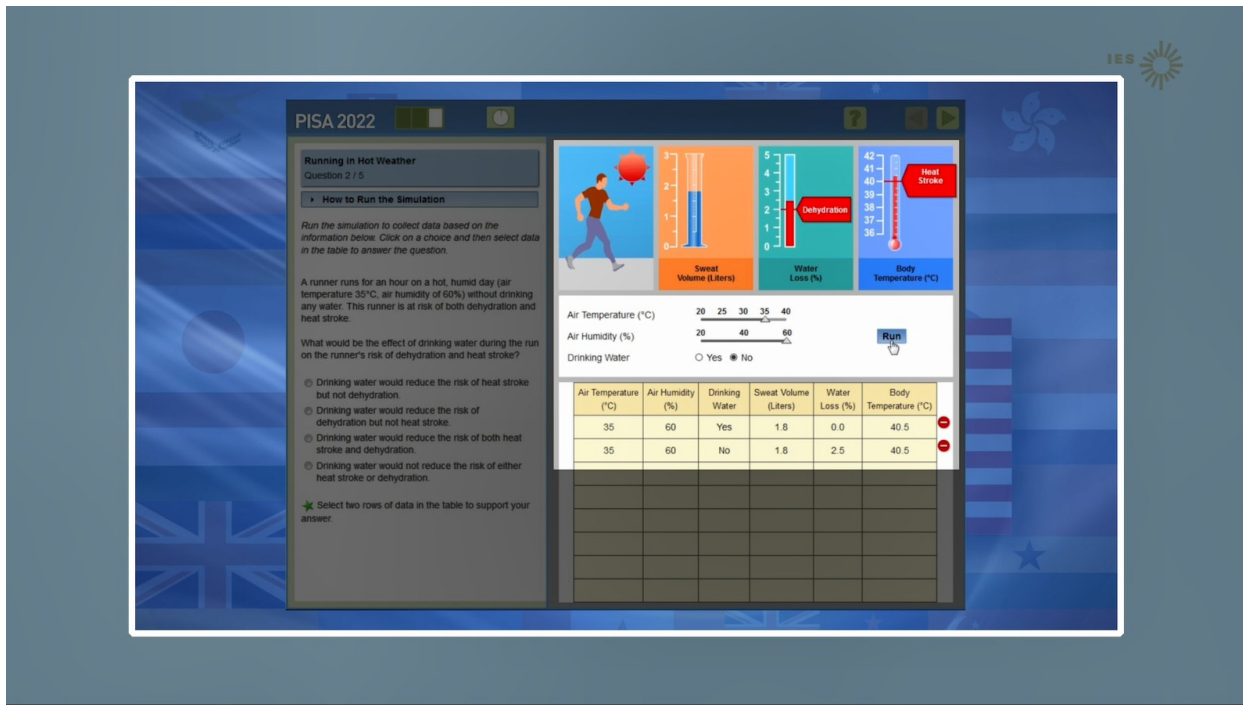
Now, let's take a look at an example item from previous PISA tests, and what you can expect to see on assessment day.



PISA items are presented in a layout in which the question, or description of the problem, is presented on the left side of the screen.



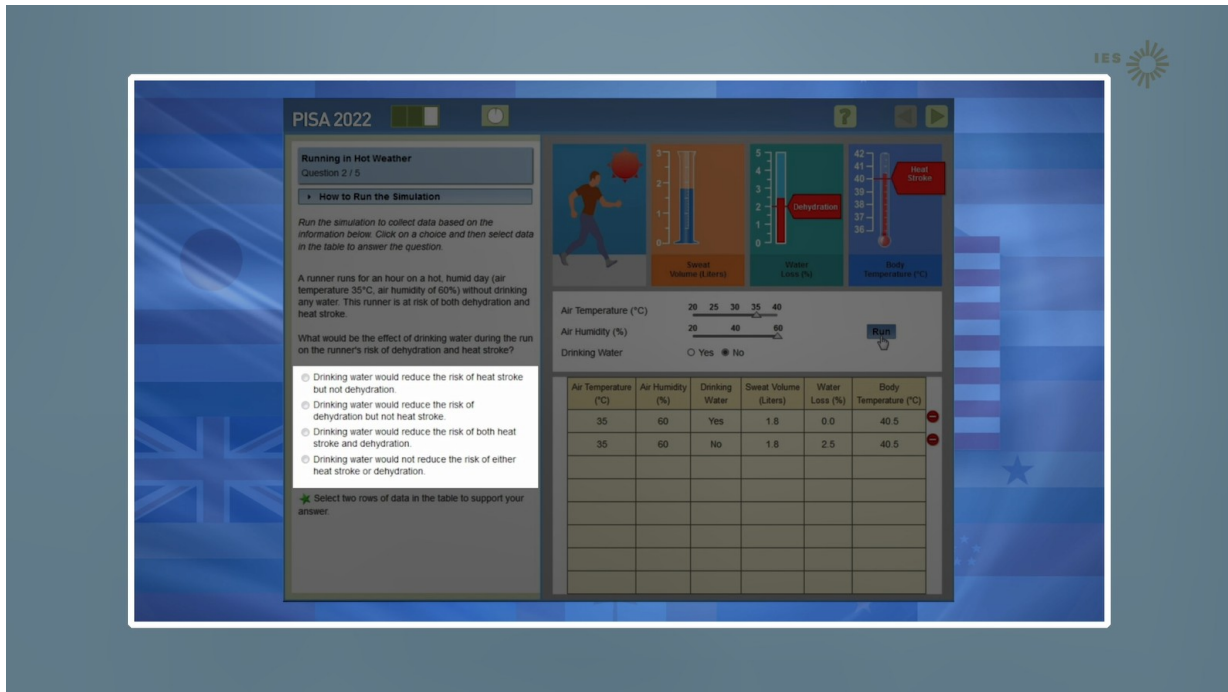
[highlight the left panel where question text is presented.]



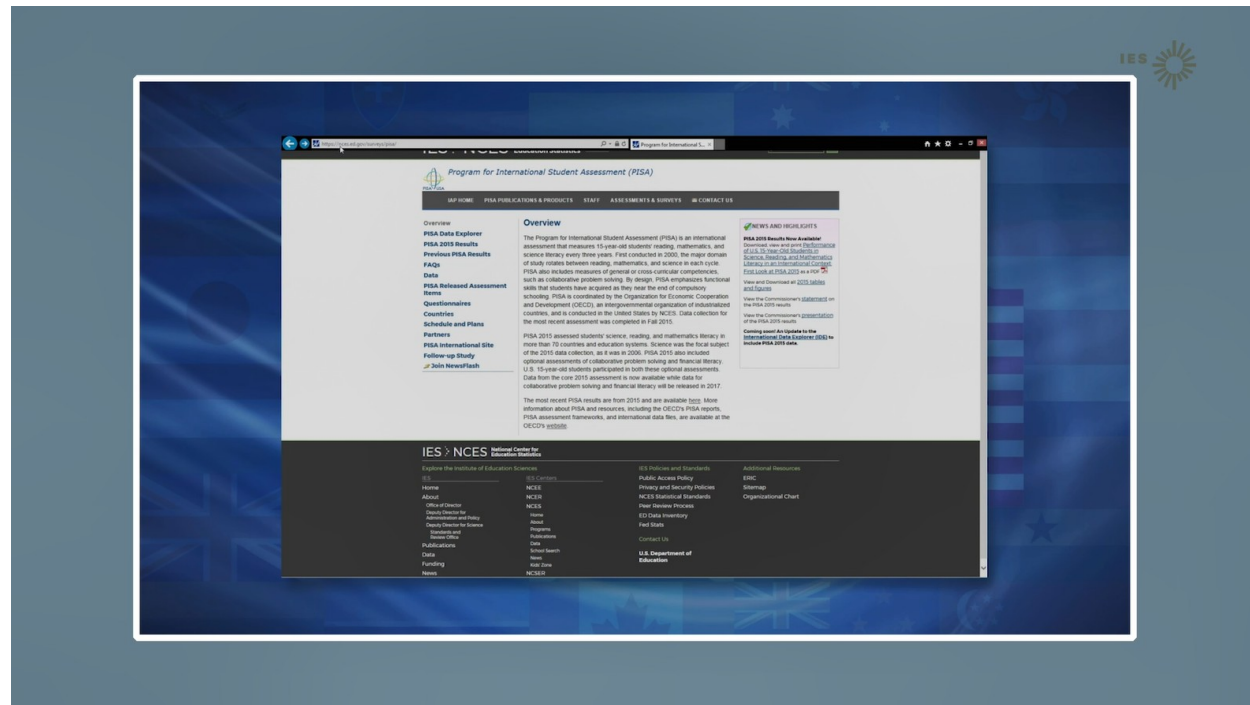
and the information you will use to answer the question is provided on the right side of the screen.

[highlight the right panel where simulation is presented.]

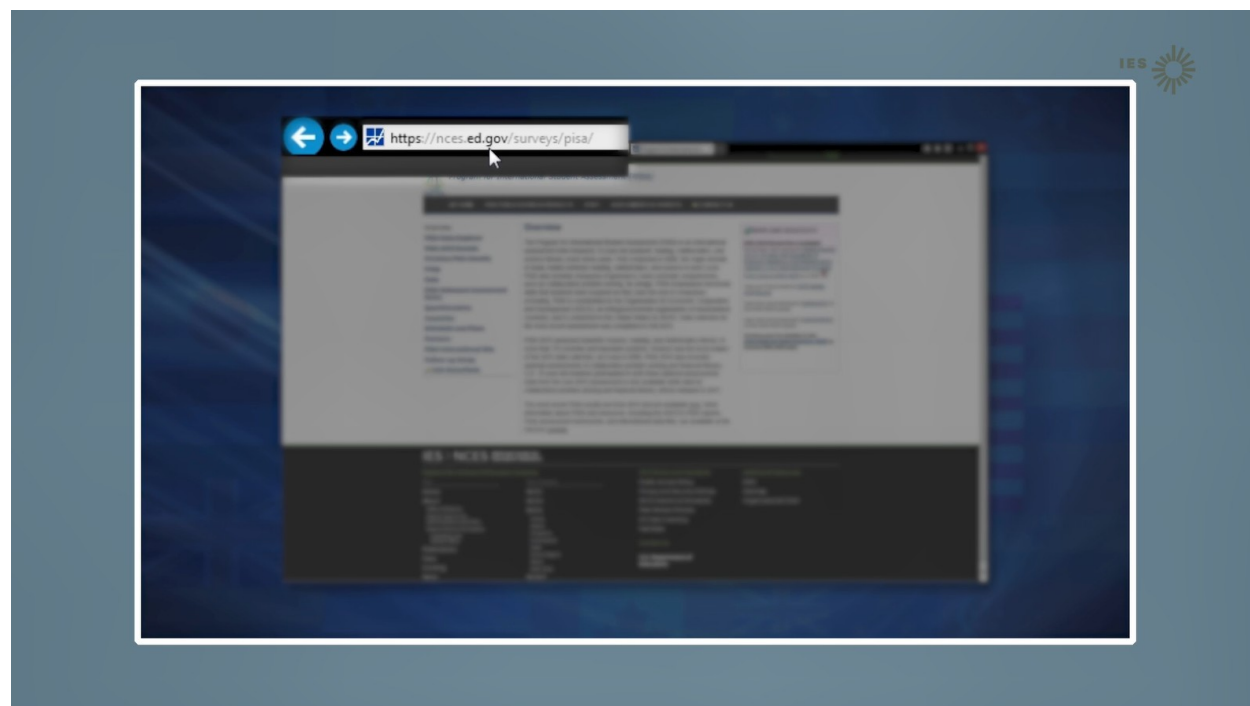
Many of the PISA questions are designed to simulate experiments, letting you manipulate different variables or conditions to produce data that will help you answer the question.



To answer questions, you will select an answer from a list of possible answers or enter a short a response.

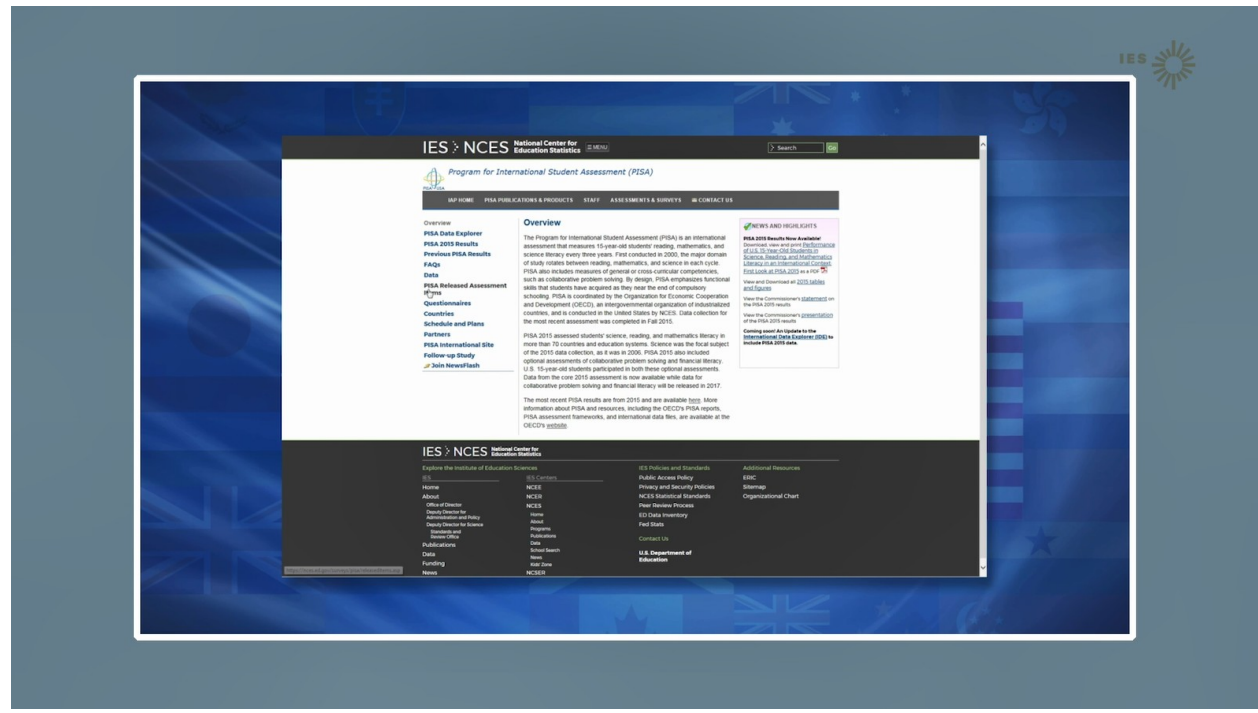


[Transition to the NCES PISA study site. No voice. See next screen.]

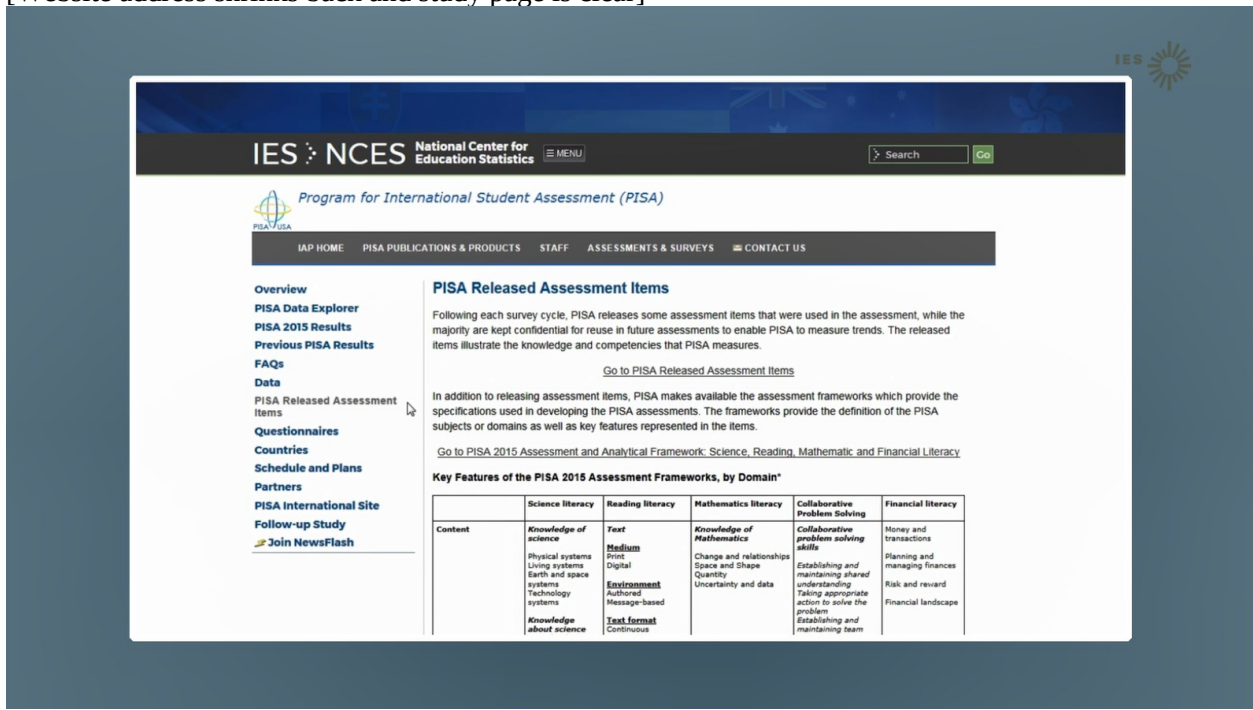


[Highlight the NCES PISA web address.]

The International studies website at NCES has questions that are similar to the ones you will take during the PISA test.



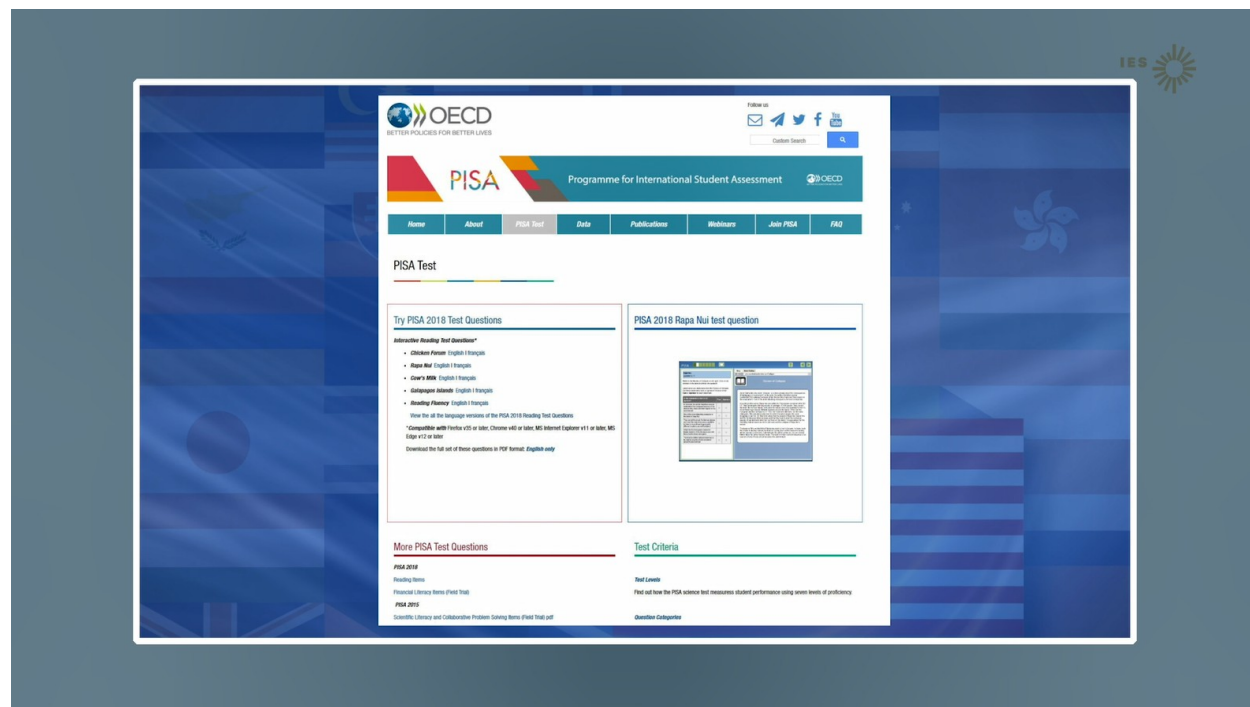
[Website address shrinks back and study page is clear]



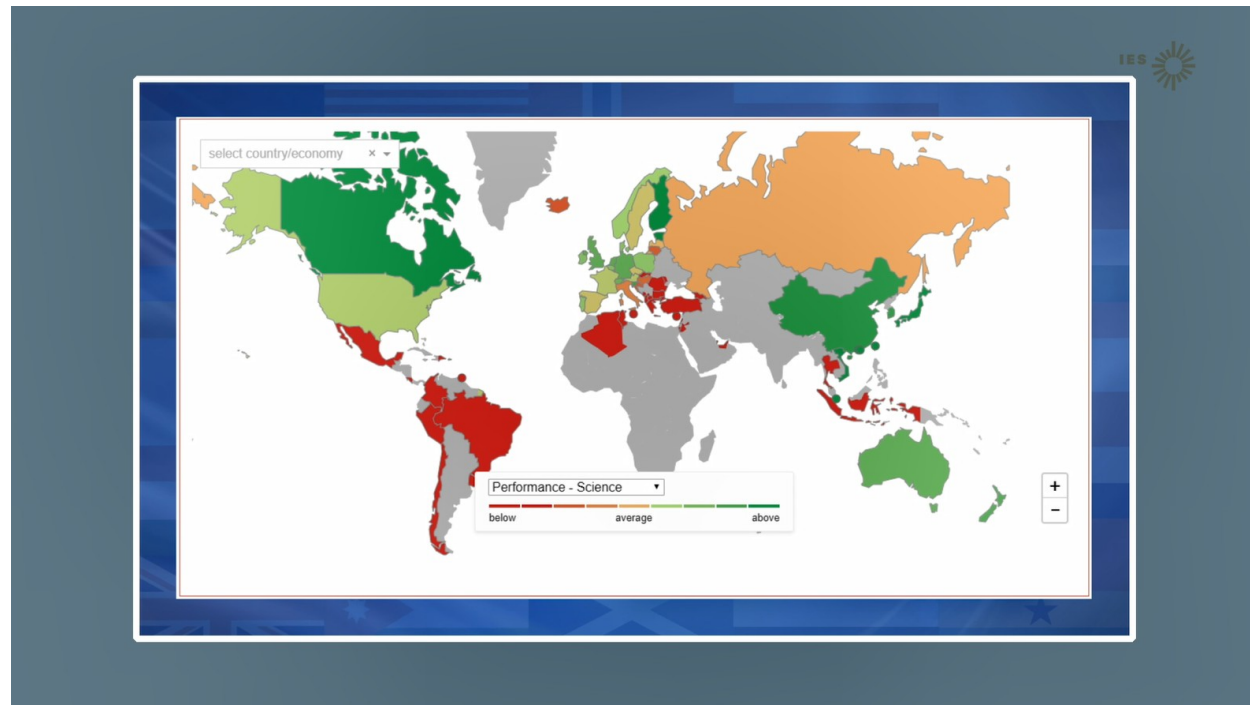
There are a few computer items that can be shared publically. Assessment items that are scheduled to be used again cannot be shared publically because they are confidential, and doing so would jeopardize the results.



On the NCES released items page, you can click on the word version or PDF version of released items.



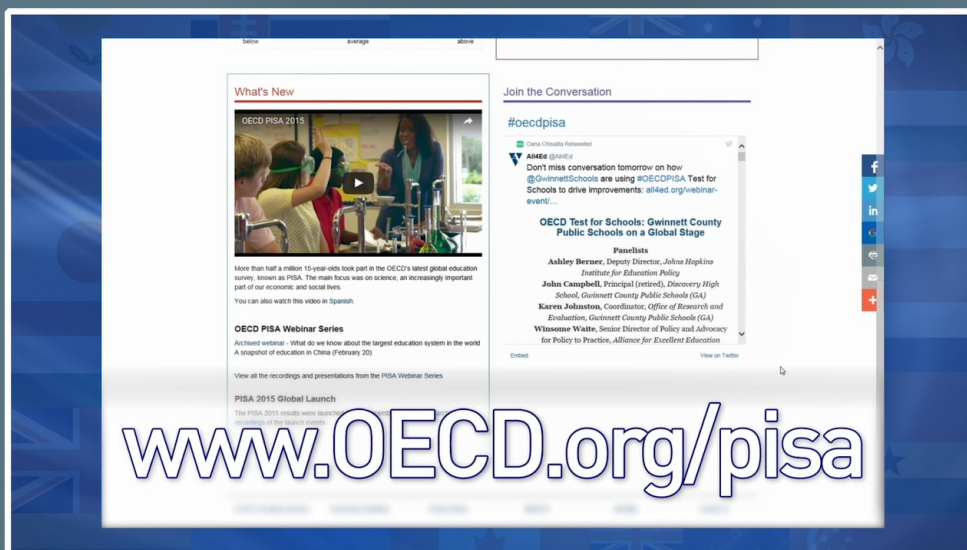
Another PISA resource with released assessment items and recent PISA results is the OECD website.



The OECD website for PISA includes interactive maps,...

The figure is a screenshot of the OECD PISA website. The header includes the OECD logo with the tagline "BETTER POLICIES FOR BETTER LIVES" and the PISA logo with the tagline "Programme for International Student Assessment". There is a navigation menu with links for Home, About, PISA Test, Data, Publications, Webinars, Join Us, and FAQ. The main content area is titled "PISA Test" and features a section for "Try PISA 2015 Science Test Questions". This section lists several topics: Bird Migration, Running in Hot Weather, Slope Face Investigation, Meteoroids and Craters, and Sustainable Fish Farming. Below the list, it states that the questions are available in 90 other languages and can be downloaded in PDF format in English, French, and Spanish. A sample question is displayed, titled "Bird Migration", which includes a text passage about bird migration and a photograph of a bird. The question asks about the relationship between bird migration and the number of birds in a region. The website also includes social media icons and a search bar.

...released items,



...and other PISA information and videos.

Why should I participate?

Each student who participates in PISA represents thousands of students across the United States.

Your participation can help to improve the U.S. education system for future students.

Participating in PISA is a national service.

You play a crucial role in the success of PISA because you are the most important part!

Each student who takes part represents thousands of students across the nation.
Your participation can help improve the U.S. education system for future students.

AND you are also performing a national service.

Why should I participate?

**You will receive a
Certificate of Volunteer
Service from the
U.S. Department of
Education awarding you
4 hours of service time.**



As a thank-you for participating:

You will receive a Certificate of Volunteer Service awarding you 4 hours of service time.

Why should I participate?



You can also mention
your participation in PISA
on future resumes and
college applications.

You can mention your participation in PISA on future resumes and college applications as an important assessment to which you contributed.

Where can I get more information?

[NCES.ED.GOV/SURVEYS/PISA](https://nces.ed.gov/surveys/pisa)

There is a lot of information about PISA. It is most easily found on the PISA website at the National Center for Education Statistics.

PISA will be held:

Date:

Time:

Location:



Questions?

Thank you for your time and participation in PISA. Your PISA School Coordinator or Test Administrator will now share with you the details of when PISA is happening in your school.