

U.S. Customs and Border Protection Office of Field Operations

MPC
mobile passport control®



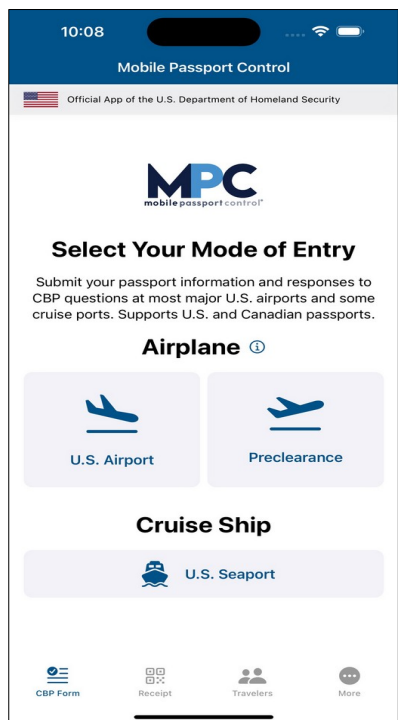
U.S. Customs and
Border Protection

MPC: LPR Eligibility

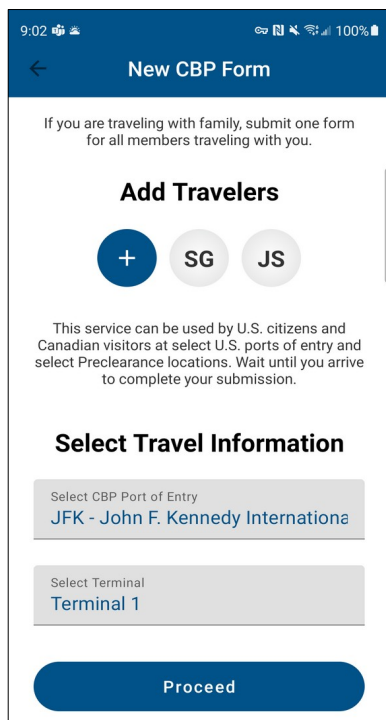
- The CBP MPC mobile application was developed in July 2021.
- The CBP MPC application has always been available to U.S. Citizens and visitors with Canadian passports.
 - Expansion to U.S. legal permanent residents became effective on June 5, 2023.
- Updates for Visa Waiver Program eligible travelers will be coordinated with PRA office as soon as a production release timeline is established.



MPC APP – US and CA citizens Flow



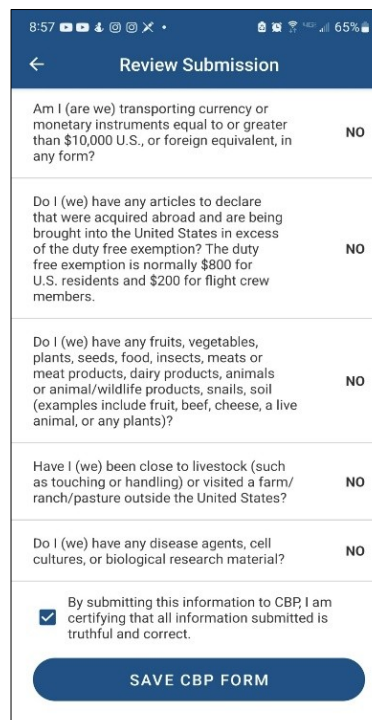
1. MAIN PAGE



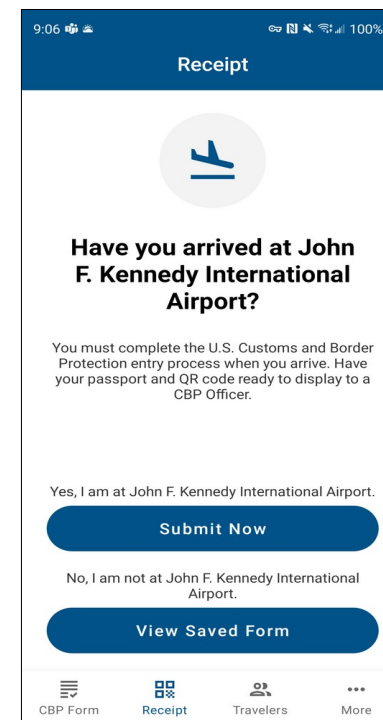
2. ADD TRAVELERS AND SELECT PORT



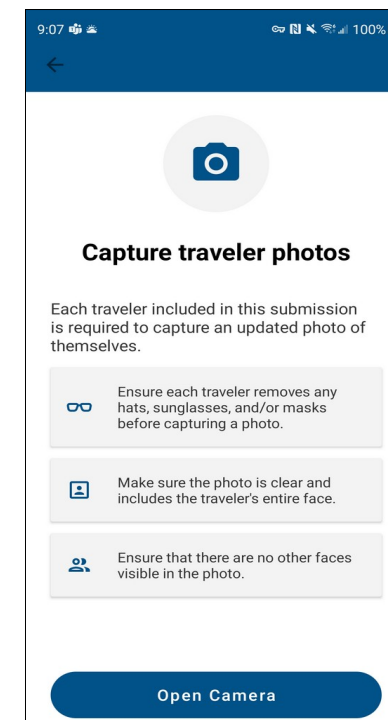
3. ANSWER CBP QUESTIONS



4. REVIEW AND CERTIFY



5. SUBMIT FORM



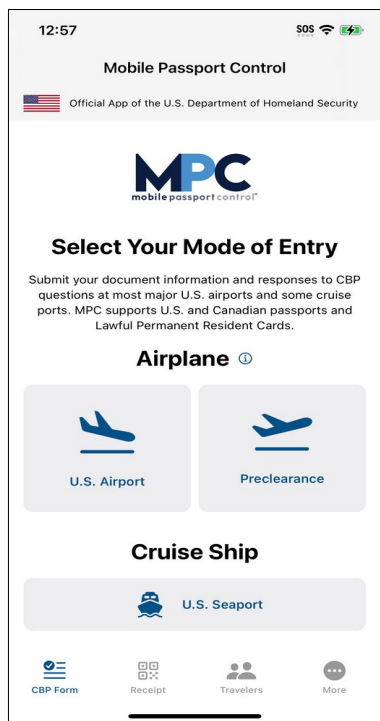
6. TAKE SELFIES



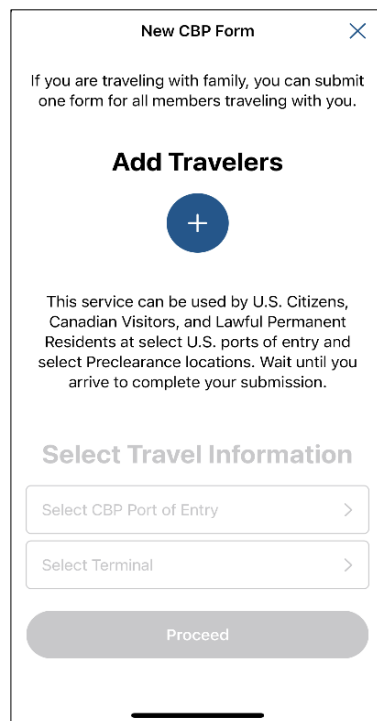
U.S. Customs and Border Protection

- Steps 1-5 (View Saved Form) can be saved at any point before arriving at the airport.
- Step 5 (Submit Now) and Step 6 must be done when travelers are at the departing Preclearance (CBP at foreign location) airport or have arrived at the U.S arrival airport.

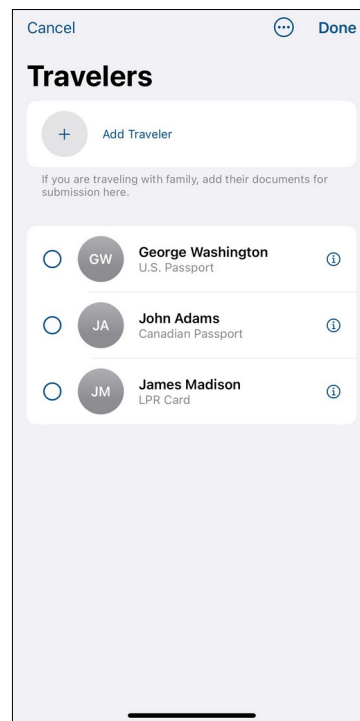
MPC APP – LPR Eligibility Changes



1. MAIN PAGE



2. ADD TRAVELERS AND SELECT PORT



3. ADD TRAVELER page 2 manual entry or profile list



4. ADD Traveler page 3 manual entry

LPR Changes on App Screens

- Main Page – LPR Cards added to valid documents.
- Add Travelers – LPR added to users of the application.
- Add Travelers page 2 – Type of traveler added to trip, now includes LPR.
- Add Travelers page 3 – Type of traveler added manually.
- All remaining screens remain the same.

