


Calf Data

Calf ID	Date of Birth	Colostrum		Serum			Birth weight (lbs.)	Weaning weight (lbs.)	Average Daily Gain (lb/day)	Number of Disease Events	Fecal Results*
		IgG (g/L)	Brix (%)	IgG (g/L)	Total Protein (g/L)	Brix (%)					
2612	5/31/2014	53.1	20.2	13.5	5.2	8.4	78	NC	NC	1 (d)	Giardia
2613	5/31/2014	56.3	19.8	24.8	6.5	10.0	84	159	1.3	1	Crypto
2614	6/2/2014	77.4	23.3	17.3	5.8	9.0	91	125	0.6	1	Crypto
2618	6/3/2014	77.4	23.3	17.3	5.8	9.0	84	136	0.9	1	Crypto
2619	6/3/2014	57.3	21.2	14.0	5.4	8.5	98	200	1.9	1	Negative
2620	6/3/2014	71.6	23.7	19.9	5.9	9.2	106	186	1.4	1	Crypto
2621	6/4/2014	66.8	22.8	16.1	5.8	9.1	98	186	1.6	0	Crypto
2622	6/5/2014	45.7	16.8	10.5	5.3	8.4	115	232	2.2	2	Crypto
Herd Average		63.2	21	16.7	5.7	8.9	94	175	1.4	1.0	

Standards	Excellent	>50	>22	>15	>5.5	>8.3			>1.8	0	Negative
	Fair	40-50	20-22	10-15	NA	7.6-8.3			1.4-1.8	>0	Negative
	Poor	≤40	<20	<10	≤5.5	<7.6			<1.4	>0	Negative

* Crypto=Cryptosporidium NC = Not Collected



For more information:

- Feeding: <http://alturl.com/st53n>
- Monitoring growth: <http://alturl.com/r7jmz>



NAHMS Sheep 2024-EXAMPLE



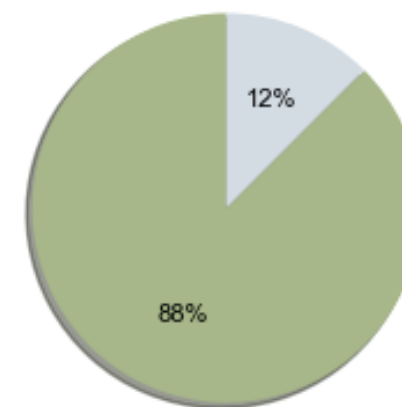
Individualized Antibiotic Stewardship Report

Farm XXXXXXXX

Fall 2025

Customized Report on the Status of Your Antibiotic Use

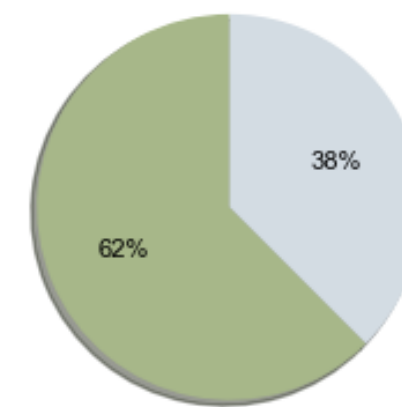
Colostrum Quality Colostrum IgG



Percent of your calves in each category

- Excellent (>50 g/L IgG)
- Fair (>40, ≤ 50 g/L IgG)
- Poor (≤40 g/L IgG)
- Not Collected

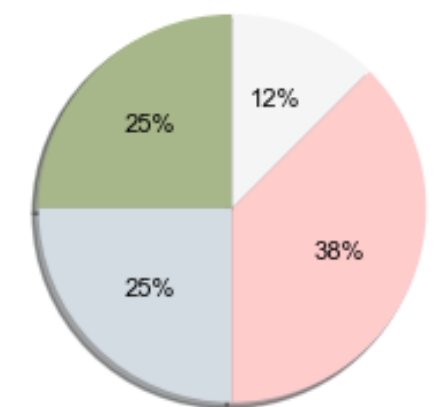
Passive Transfer Serum IgG



Percent of your calves in each category

- Excellent (≥15 g/L IgG)
- Fair (≥10, <15 g/L IgG)
- Poor (<10 g/L IgG)
- Not Collected

Average Daily Gain Average ADG = 1.4 lb/day



Percent of your calves in each category

- Excellent (>1.8 lb/day)
- Fair (1.4-1.8 lb/day)
- Poor (<1.4 lb/day)
- Not Collected

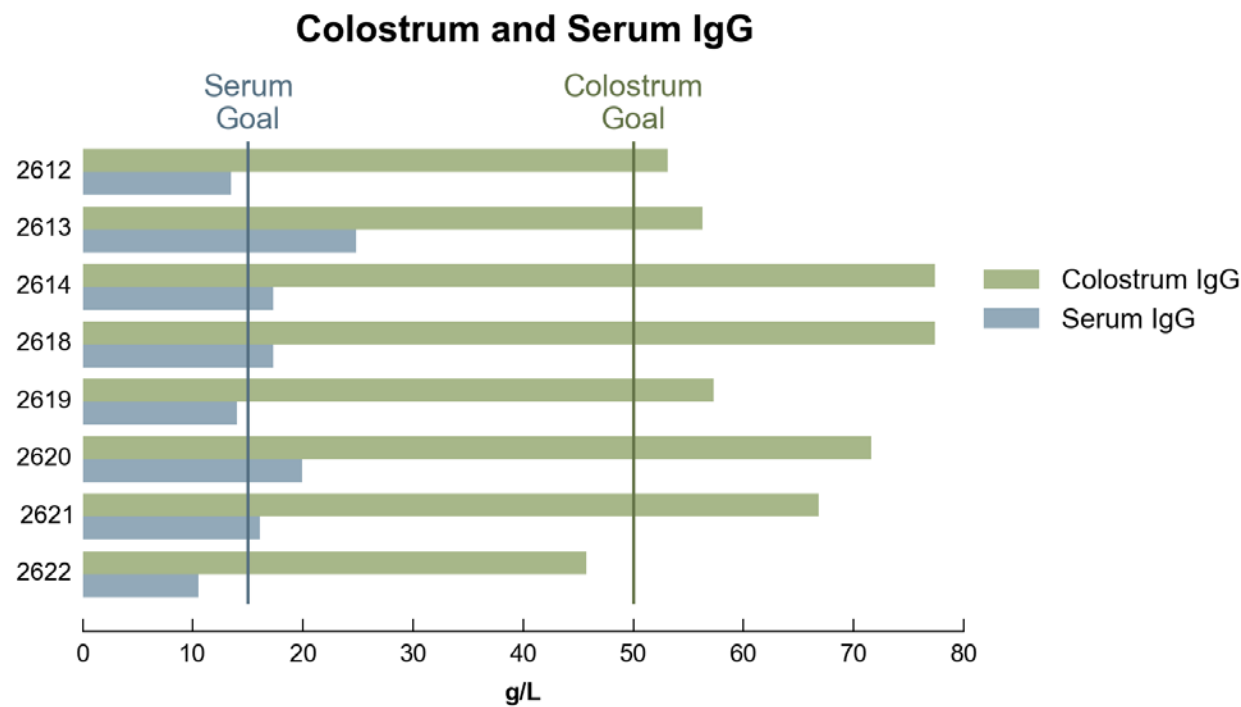
If you have any questions, concerns, or comments regarding this customized report, please contact Dr. Jason Lombard at (970) 494-7245 or at Jason.E.Lombard@usda.gov

Colostrum--From Bottle to Blood

Colostrum, or first milk, provides essential nutrients and passive immunity to calves through antibodies, primarily immunoglobulin G (IgG). Since calves are born without antibodies, colostrum is critical to their ability to develop resistance to infections in first few weeks of life. Excellent quality colostrum contains at least 50 g/L of IgG, which equates to a colostrum Brix measurement of 22 percent. A Brix test is a relatively easy way to assess colostrum quality. Sanitary collection and storage of colostrum minimize bacterial contamination, and pasteurizing colostrum also reduces colostrum contamination.

Protective antibodies (such as IgG) in colostrum are absorbed across the gut into the blood stream, resulting in passive transfer. Measuring the amount of IgG in serum provides information about the calves' immune status. Excellent serum IgG is 15 g/L, which is associated with a serum total protein of 5.5 g/L. Serum total protein is a relatively easy way to assess passive transfer on-farm. To ensure adequate passive transfer, feed calves at least 6 to 8 quarts of high quality colostrum, ideally within the first 6 hours of life.

The graph below show the results of colostrum and serum IgG testing.



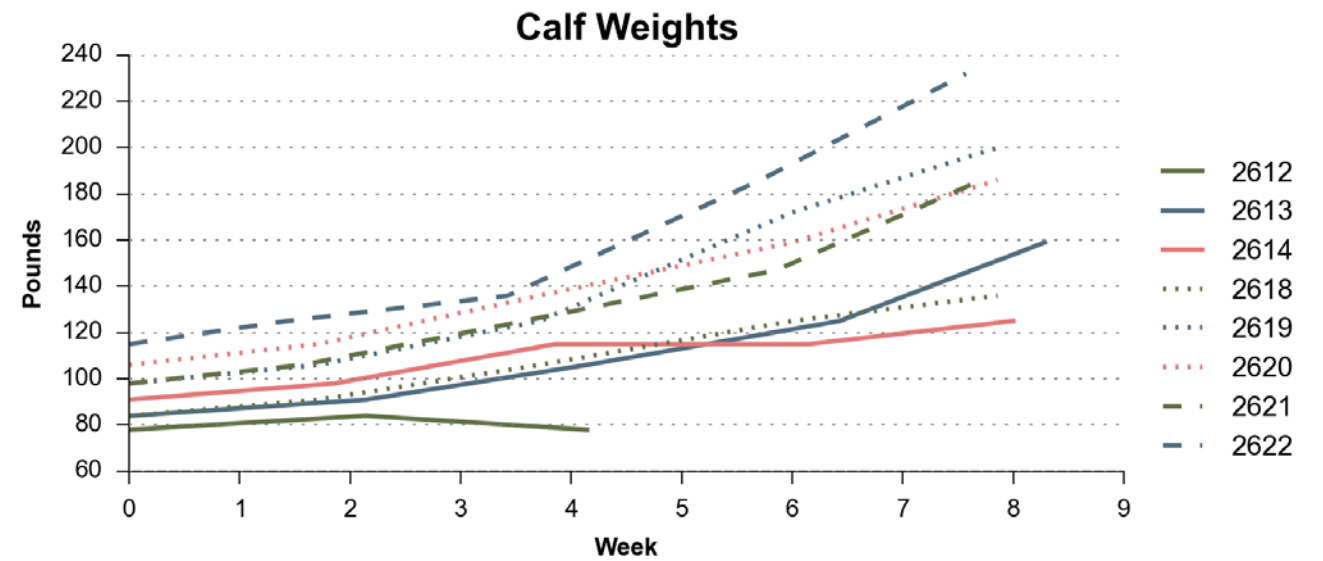
To Do

- Harvest, handle, and store colostrum appropriately to reduce bacterial contamination
- Feed 6-8 quarts high quality colostrum as soon following birth as possible.



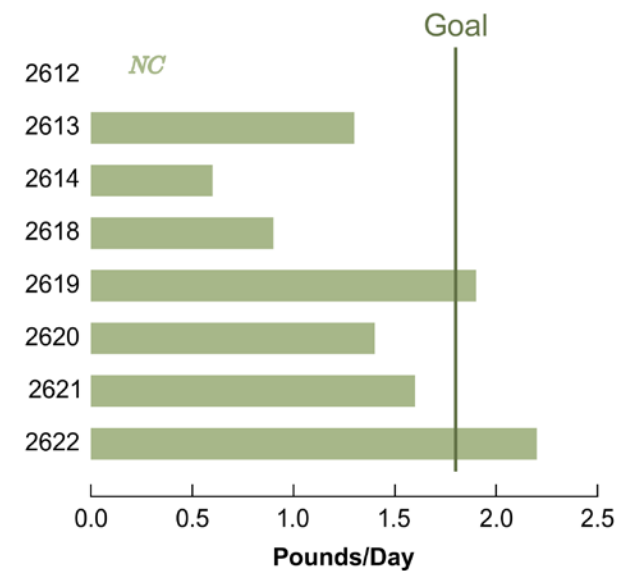
Calf Growth and Disease

The graph below shows the weekly weights of all your calves enrolled during the latest quarter. Calves should grow at an increasing rate throughout the preweaning period. Decreased growth rates may be caused by inadequate nutrition and/or disease. Calves should receive an appropriate amount of milk per day based on their weight and breed in accordance with guidelines published in the National Research Council (NRC) Nutrient Requirements of Dairy Cattle. In addition, calves should have continual access to water and starter grain beginning at 1 to 2 days of age. Feeding hay is not recommended for preweaned calves.



The graph below shows average daily gain (ADG) and disease events for each calf. An excellent average daily gain is greater than 1.8 lb/day ("Goal" line below). Calves with an increased number of disease events may have lower ADG due to various factors, including decreased feed intake. To enhance ADG, it is essential to provide excellent quality colostrum, ensure passive transfer, and keep calves healthy.

Average Daily Gain (ADG)



Number of Disease Events

