



Earnings Correction Screener

Office of Management & Budget
(OMB) Screen Package (June 2022)

Contents

1.0	Entry Page	2
1.1	Earnings Review Screen, Landing	3
1.2	Earnings Review Screen, "No" Response	4
2.0	Error Screen, No Selection.....	5
3.0	Single Name User Screen Variation.....	6

1.0 Entry Page

A user will enter the application by clicking "Start Your Retirement Application Now" from their Plan & Prepare Workspace.

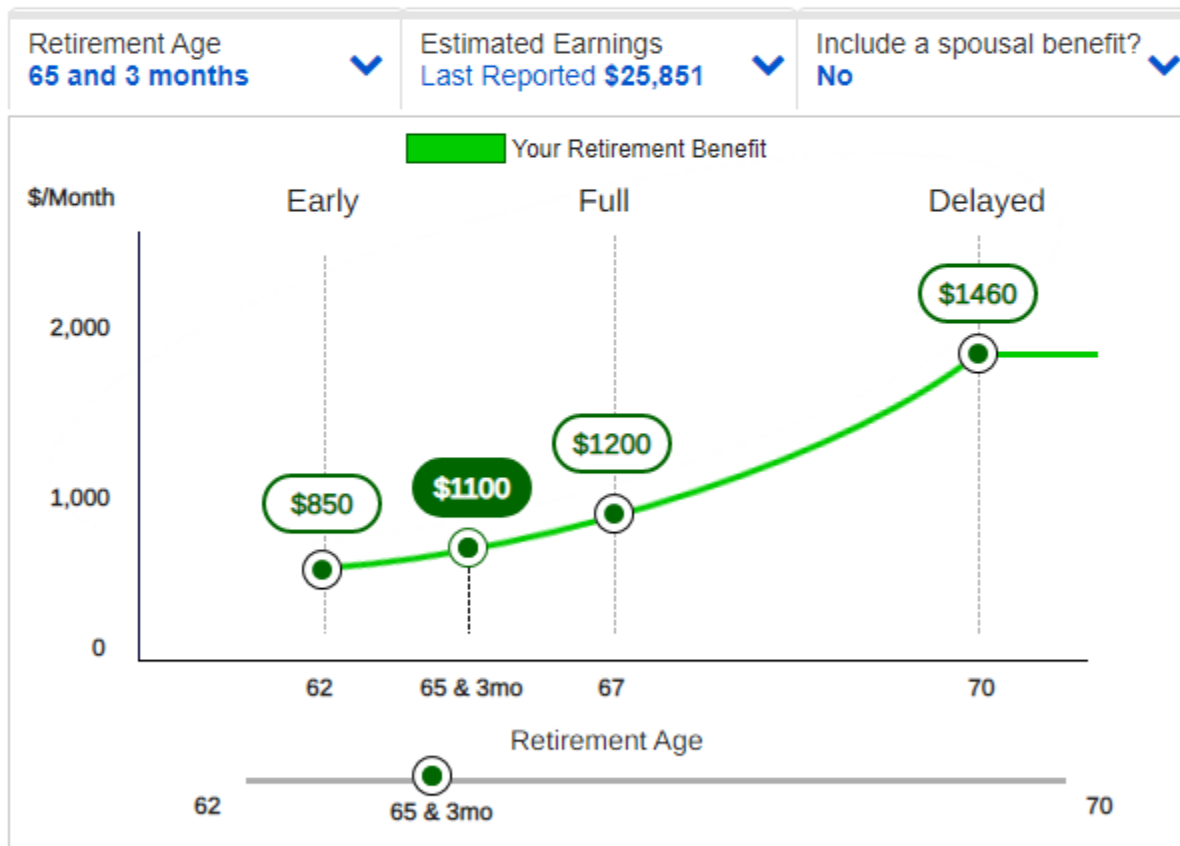
You earned **\$25,851** in 2021.

[Review your full earnings record now](#)

Plan For Retirement

Your monthly benefit at Full Retirement Age (65 and 2 months) is **\$1,200**.

Your monthly benefit changes based on your earnings and when you file. Use our estimator below to discover the best time for you to file for benefits.



[Show Estimates Table](#)

[Print / Save a copy of these estimates](#)


[Start Your Retirement Application Now](#)

[See what you'll need to apply](#)

[Learn more about Retirement Estimates](#)

1.1 Earnings Review Screen, Landing

This screen will appear prior to initiating a new benefit application.


Terry Smith [Sign Out](#)

Home Messages My Profile

 **Before You Apply For Benefits** 23

Review Your Earnings Record

Your benefits are based on your earnings. If our records are wrong, you may not receive all the benefits to which you're entitled.

Use your own records to make sure our information is correct, and that we've recorded each year you worked. If you worked for more than one employer during any year, or if you had both earnings and self-employment income, we combined your earnings for the year.

- 25 [Review your earnings record carefully.](#)
- 26 [Limits on Taxable Earnings for Social Security](#)
- 24 [Why would earnings be missing from my record?](#)

Showing 1-15 of 30 Page of 2 28

Work Year	Taxed Social Security Earnings	Taxed Medicare Earnings
2020	\$55,000	\$55,000
2019	\$54,000	\$54,000
2018	\$53,000	\$53,000
2017	\$52,000	\$52,000
2016	\$51,000	\$51,000
2015	\$50,000	\$50,000
2014	\$49,000	\$49,000
2013	\$48,000	\$48,000
2012	\$47,000	\$47,000
2011	\$46,000	\$46,000
2010	\$45,000	\$45,000
2009	\$44,000	\$44,000
2008	\$43,000	\$43,000
2007	\$42,000	\$42,000
2006	\$41,000	\$41,000

Showing 1-15 of 30 Page of 2

Do you agree with your earnings history as shown on your Social Security Statement? 27

Yes No

Get Started Exit 29

[Privacy Policy](#) | [Privacy Act Statement](#) | [Accessibility Help](#)

1.2 Earnings Review Screen, “No” Response

This screen will appear when a customer selects “No” from the screener question.

2019	\$54,000	\$54,000
2018	\$53,000	\$53,000
2017	\$52,000	\$52,000
2016	\$51,000	\$51,000
2015	\$50,000	\$50,000
2014	\$49,000	\$49,000
2013	\$48,000	\$48,000
2012	\$47,000	\$47,000
2011	\$46,000	\$46,000
2010	\$45,000	\$45,000
2009	\$44,000	\$44,000
2008	\$43,000	\$43,000
2007	\$42,000	\$42,000
2006	\$41,000	\$41,000

Showing 1-15 of 30 Page of 2

Do you agree with your earnings history as shown on your Social Security Statement?

Yes
 No

! You may complete and submit your application without delay. As we process your application, we may contact you for more information about your earnings.

[Privacy Policy](#) |
 [Privacy Act Statement](#) |
 [Accessibility Help](#)

2.0 Error Screen, No Selection

This screen will appear when a customer clicks "Get Started" without selecting a Yes or No response.

2019	\$54,000	\$54,000
2018	\$53,000	\$53,000
2017	\$52,000	\$52,000
2016	\$51,000	\$51,000
2015	\$50,000	\$50,000
2014	\$49,000	\$49,000
2013	\$48,000	\$48,000
2012	\$47,000	\$47,000
2011	\$46,000	\$46,000
2010	\$45,000	\$45,000
2009	\$44,000	\$44,000
2008	\$43,000	\$43,000
2007	\$42,000	\$42,000
2006	\$41,000	\$41,000

Showing 1-15 of 30 Page of 2

***Do you agree with your earnings history as shown on your Social Security Statement?**

✖ Select a response to continue.

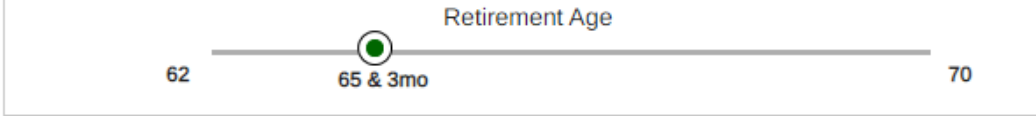
Yes
 No

Get Started

Exit

3.0 Single Name User Screen Variation

This screen will appear when a customer with a single name attempts to start a retirement application. Instead of the standard “Start Your Retirement Application Now” link, users will see a blue information notice with instructions for how to apply for benefits.




Retirement Age

62 65 & 3mo 70


[Show Estimates Table](#)
[Print / Save a copy of these estimates](#)

[Learn more about Retirement Estimates](#)

More Benefits

 You can qualify for Disability Benefits if you become unable to work due to a medical condition that’s expected to last at least one year or result in death.


You can receive about **\$1,200 per month** if you apply now.

 Your family qualifies for Survivors Benefits.


[Learn more about Survivors Benefits](#)

 You can qualify for Medicare Part A (Hospital Insurance) and Part B (Medical Insurance) at age **65**.

[Learn more about Medicare and Hospital coverage](#)

 If you are or have been married, your current or former spouse may be eligible to claim benefits based on your earnings record.

[Calculate a benefit for a current or former spouse](#)



Ready to Apply?

Contact us today to start your benefit application.

[See what you'll need to apply](#)

[OMB No. 0960-0596](#) | [Privacy Policy](#) | [Privacy Act Statement](#) | [Accessibility Help](#)

If a customer with a single name attempts to access the iClaim application from SSA.gov, they will see the Earnings Corrections Screener with a blue notice informing the customer of how to apply for benefits.


2020	\$55,000	\$55,000
2019	\$54,000	\$54,000
2018	\$53,000	\$53,000
2017	\$52,000	\$52,000
2016	\$51,000	\$51,000
2015	\$50,000	\$50,000
2014	\$49,000	\$49,000
2013	\$48,000	\$48,000
2012	\$47,000	\$47,000
2011	\$46,000	\$46,000
2010	\$45,000	\$45,000
2009	\$44,000	\$44,000
2008	\$43,000	\$43,000
2007	\$42,000	\$42,000
2006	\$41,000	\$41,000

Showing 1-15 of 30

Page of 2

Ready to Apply?

Contact us today to start your benefit application.

 [See what you'll need to apply](#)

[Exit](#)