



IRS/SSA RECONCILIATION APPLICATION OMB SCREEN PACKAGE



Table of Contents

1. Design Specification Document Version Information.....	5
2. Screen Designs.....	6
2.1. Employer Wage Reporting Homepage.....	6
2.2. Reconciliation Home - New Notice.....	7
2.3. Reconciliation Home - Resume Notice.....	8
2.4. Reconciliation Home - Action Needed.....	9
2.5. Reconciliation Home - No Notices.....	10
2.6. Help Panel - Understanding the Status.....	11
2.7. Notice Summary – Privacy Act Statement popup.....	12
2.8. Notice Summary - No Record of Employees’ Earnings.....	13
2.9. Notice Summary - Discrepancy Between IRS and SSA.....	14
2.9.1. Status Help Tooltip – New.....	15
2.9.2. Wage Information Tooltip (“What does this mean?”).....	16
2.9.3. Acknowledge Only Confirmation Message.....	17
2.10. Questionnaire - No Record of Employees’ Earnings.....	18
2.10.1. Question 1 – Confirm Access.....	18
2.10.1.1. (Question 1 Variation) Initial.....	18
2.10.1.2. (Question 1 Variation) No.....	19
2.10.1.3. (Question 1 Variation) No_Other.....	20
2.10.2. Question 2 - Confirm Self-Employment Status.....	21
2.10.2.1. (Question 2 Variation) Initial.....	21
2.10.2.2. (Question 2 Variation) Yes.....	22
2.10.2.3. (Question 2 Variation) Yes_Option 1.....	23
2.10.2.4. (Question 2 Variation) Yes_Not Option 1.....	24
2.10.3. Question 3 – Confirm Filing Status.....	25
2.10.3.1. (Question 3 Variation) Initial.....	25
2.10.3.2. (Question 3 Variation) No.....	27
2.10.4. Question 4 – Confirm Employer Identification Number.....	28
2.10.4.1. (Question 4 Variation) Initial.....	28
2.10.4.2. (Question 4 Variation) Yes.....	29
2.10.4.3. (Question 4 Variation) No.....	30
2.10.4.4. (Question 4 Variation) No_Option 1.....	31
2.10.4.5. (Question 4 Variation) No_Not Option 1.....	32

2.11. Questionnaire - Discrepancy between IRS and SSA.....	33
2.11.1. Question 1 – Confirm Access.....	33
2.11.1.1. (Question 1 Variation) Initial.....	33
2.11.1.2. (Question 1 Variation) No.....	34
2.11.1.3. (Question 1 Variation) No_Other.....	35
2.11.2. Question 2 – Confirm Wage Information.....	36
2.11.2.1. (Question 2 Variation) Initial.....	36
2.11.2.2. (Question 2 Variation) Sick Pay_No.....	38
2.11.2.3. (Question 2 Variation) Sick Pay_Yes.....	39
2.11.3. Questionnaire Component - Status Help Tooltip.....	40
2.11.4. Questionnaire Component - Save and Exit Message.....	41
2.12. Review - No Record of Employees’ Earnings.....	42
2.13. Review - Discrepancy between IRS and SSA.....	43
2.14. Next Steps - Acknowledge Only Path.....	44
2.15. Next Steps - No Record of Employees’ Earnings Path.....	45
2.15.1. NR1_Contact Us.....	45
2.15.2. NR2_IRS.....	46
2.15.3. NR3_Submit.....	47
2.15.4. NR4_Correction EIN.....	48
2.15.4.1. Detailed Instructions collapsed.....	48
2.15.4.2. Detailed Instructions expanded.....	49
2.15.5. NR5_No Further Action.....	50
2.15.6. NR6_SSA Calls You.....	51
2.16. Next Steps - Discrepancy between IRS and SSA Path.....	52
2.16.1. D1_Contact Us.....	52
2.16.2. D4a_IRS.....	53
2.16.3. D4b1_IRS_Sick Pay equals Discrepancy.....	54
2.16.4. D4b2_IRS_Sick Pay not equal Discrepancy.....	55
D6_Correction_IRS.....	56
2.16.5. D7_Correction.....	57
2.16.6. D8_All Options.....	58
2.16.7. D9_No Further Action.....	59
2.17. Next Steps Component - Status Help Tooltip.....	60
2.17.1. Action-SSA.....	60
2.17.2. Action-IRS.....	60

- 2.18.1. Action.....61
- 2.18.2. No Action.....61
- 2.19. Print Reconciliation Case - No Record of Employees' Earnings.....62
- 2.20. Print Reconciliation Case - Discrepancy between IRS and SSA.....63
- 2.21. Error Messaging.....64
 - 2.21.1. Invalid Entry Errors - Text Exceeded Max Length.....64
 - 2.21.2. Invalid Entry Errors - WFID.....65
 - 2.21.3. Invalid Entry Errors - EIN.....66
 - 2.21.4. Invalid Entry Errors - Sick Pay Provider EIN.....67
 - 2.21.5. Invalid Entry Errors - Sick Pay Provider Amount.....68
 - 2.21.6. Required Field Errors - Other Reason.....69
 - 2.21.7. Required Field Errors - EIN.....70
 - 2.21.8. Required Field Errors - Sick Pay Provider.....71
 - 2.21.9. System Errors - Invalid URL.....72
 - 2.21.10. System Errors - System Failure.....72
 - 2.21.11. System Errors - Application Error.....72
 - 2.21.12. System Errors - Refresh Data.....73
- 2.22. Page Footer.....73
 - 2.22.1. Page Footer – OMB Link_Paperwork Reduction Act Statement.....73
- 3. Appendix A - UXG Contact Information for Analysts, Developers and Others.....74

1. Design Specification Document Version Information

The first release of this design specifications document as a project deliverable is numbered 1.0.

Subsequent revisions are numbered 1.1, 1.2, 1.3, etc. Content revisions are listed below with corresponding page numbers.

Version Number	Date	Content Revisions	Page #	Revised by
1.0 (First Release)	10/03/2022		N/A	N/A
1.1 (First Revision)	01/05/2023	Updated per OGC requests made Nov 2022. Updated language in Privacy Act Statement. Added blue notice language to the Resource section's "Contact SSA" on the Next Step pages.	12, 44-49,52-58	Emily Ficner
1.2 (Second Revision)				

2. Screen Designs

2.1. Employer Wage Reporting Homepage

The screenshot shows the 'Electronic Wage Reporting (EWR)' homepage. At the top, there is a red header with 'Social Security Online' and 'Business Services Online' logos, and a navigation bar with links for 'www.socialsecurity.gov', 'BSO Main Menu', 'BSO Information', 'Keyboard Navigation', and 'Logout'. Below the header is a blue banner with the Social Security Administration logo and the title 'Electronic Wage Reporting (EWR)'. The main content area is titled 'Reporting Wages to Social Security' and features four tabs: 'Forms W-2/W-3 Online', 'Forms W-2c/W-3c Online', 'Upload Formatted Wage File', and 'AccuWage Online'. The 'Forms W-2/W-3 Online' tab is active, displaying instructions for creating, saving, and submitting forms, along with a 'Save (or Print) Submitted W-2 Report(s)' section. To the right of the main content is a sidebar with links for 'E-mail a Wage Reporting Expert', 'Información en Español', 'Online Tutorials & Training' (including Wage Reporting Handbook, SSN Verification Handbook, Online Registration Handbook, Online Tutorial, and FAQs - General Employer), 'Other Useful Information' (including Before You File, Checking SSNs, Uploading Formatted Files, General Info about Wage Filing, IRS Information, and Publication Resources), and 'Employer Support Links'. At the bottom of the page, there is a footer with contact information: 'Have a question? Call 1-800-772-6270 Mon - Fri 7AM to 7PM Eastern Time to speak with Employer Customer Service personnel. For TDD/TTY call 1-800-325-0778'.

2.2. Reconciliation Home - New Notice



IRS/SSA Reconciliation — Home

✖ You have a new Reconciliation notice for Tax Year [9999]!
 Select ' [Begin](#) ' to acknowledge receipt of this notice and your intent to resolve.

- Help**
- [How to Correct and Prevent Reporting Errors](#)
 - [Employer Reconciliation Process](#)
 - [Specifications for Filing Forms W-2 and W-2c \(EFW2/EFW2C\)](#)
 - [Check Employer Report Status](#)
 - [IRS.gov/Businesses](#)
 - [Understanding the Status](#)

Welcome to the IRS/SSA Reconciliation Application

This application allows you to:

- View your reconciliation notice(s) for the last 3 Tax Years.
- Acknowledge receipt of notice and intent to resolve.
 - *(Optional) Answer a questionnaire to determine how to resolve your discrepancy.*
- View the status of your reconciliation case(s).

Company Name
[Company Name]

Employer Identification Number (EIN)
[99-9999999]

Tax Year 2019

Last Updated	Status	Action Needed	Action
June 10, 2019	No Action	SSA case is Closed, no action needed	View

Tax Year 2018

Last Updated	Status	Action Needed	Action
March 24, 2018	New	Review and Acknowledge discrepancy	Begin

Tax Year 2017

Last Updated	Status	Action Needed	Action
<i>You have no reconciliation notices for this tax year.</i>			

For information regarding Reconciliation notices that are older than 3 years, please contact SSA at 1-800-772-6270 (TTY 1-800-325-0778) or [✉ employerinfo@ssa.gov](mailto:employerinfo@ssa.gov). This email address does not accept attachments.

2.3. Reconciliation Home - Resume Notice



[EWR Home](#) [Reconciliation](#)

IRS/SSA Reconciliation — Home

! You have a Reconciliation questionnaire In Progress for Tax Year [9999]!
 Select 'Resume' to continue the reconciliation process for this notice, or select the button below.

Help

[How to Correct and Prevent Reporting Errors](#)

[Employer Reconciliation Process](#)

[Specifications for Filing Forms W-2 and W-2c \(EFW2/EFW2C\)](#)

[Check Employer Report Status](#)

[IRS.gov/Businesses](#)

[Understanding the Status](#)

Welcome to the IRS/SSA Reconciliation Application

This application allows you to:

- View your reconciliation notice(s) for the last 3 Tax Years.
- Acknowledge receipt of notice and intent to resolve.
 - *(Optional) Answer a questionnaire to determine how to resolve your discrepancy.*
- View the status of your reconciliation case(s).

Company Name
[Company Name] **Employer Identification Number (EIN)**
[99-9999999]

Tax Year 2019

Last Updated	Status	Action Needed	Action
June 10, 2019	No Action	SSA case is Closed, no action needed	View

Tax Year 2018

Last Updated	Status	Action Needed	Action
March 24, 2018	In Progress	Finish Questionnaire	Resume

Tax Year 2017

Last Updated	Status	Action Needed	Action
<i>You have no reconciliation notices for this tax year.</i>			

For information regarding Reconciliation notices that are older than 3 years, please contact SSA at 1-800-772-6270 (TTY 1-800-325-0778) or employerinfo@ssa.gov. This email address does not accept attachments.

If you have additional questions, please call us at 1-800-772-6270 (TTY 1-800-325-0778) between 7:00 a.m. and 7:00 p.m. Eastern time, Monday through Friday, or email us at employerinfo@ssa.gov. This email address does not accept attachments.

OMB No. 0000-0000 [Privacy Policy](#) [Accessibility Help](#)

2.4. Reconciliation Home - Action Needed



[EWR Home](#) [Reconciliation](#)

IRS/SSA Reconciliation — Home



You have Action Needed for Tax Year [9999]!

Select "View" to review your discrepancy and the Next Steps needed to resolve it.

Help

[How to Correct and Prevent Reporting Errors](#)

[Employer Reconciliation Process](#)

[Specifications for Filing Forms W-2 and W-2c \(EFW2/EFW2C\)](#)

[Check Employer Report Status](#)

[IRS.gov/Businesses](#)

[Understanding the Status](#)

Welcome to the IRS/SSA Reconciliation Application

This application allows you to:

- View your reconciliation notice(s) for the last 3 Tax Years.
- Acknowledge receipt of notice and intent to resolve.
 - *(Optional) Answer a questionnaire to determine how to resolve your discrepancy.*
- View the status of your reconciliation case(s).

Company Name
[Company Name]

Employer Identification Number (EIN)
[99-9999999]

Tax Year 2019

Last Updated	Status	Action Needed	Action
June 10, 2019	No Action	SSA case is Closed, no action needed	View

Tax Year 2018

Last Updated	Status	Action Needed	Action
March 24, 2018	Action	Resolve discrepancy with SSA and/or IRS	View

Tax Year 2017

Last Updated	Status	Action Needed	Action
<i>You have no reconciliation notices for this tax year.</i>			

For information regarding Reconciliation notices that are older than 3 years, please contact SSA at 1-800-772-6270 (TTY 1-800-325-0778) or employerinfo@ssa.gov. This email address does not accept attachments.

If you have additional questions, please call us at 1-800-772-6270 (TTY 1-800-325-0778) between 7:00 a.m. and 7:00 p.m. Eastern time, Monday through Friday, or email us at employerinfo@ssa.gov. This email address does not accept attachments.

OMB No. 0000-0000 [Privacy Policy](#) [Accessibility Help](#)

2.5. Reconciliation Home - No Notices



John Public [Sign Out](#)

[EWR Home](#) [Reconciliation](#)

IRS/SSA Reconciliation — Home

i You have no outstanding IRS/SSA Reconciliation notices.

Help

[How to Correct and Prevent Reporting Errors](#)

[Employer Reconciliation Process](#)

[Specifications for Filing Forms W-2 and W-2c \(EFW2/EFW2C\)](#)

[Check Employer Report Status](#)

[IRS.gov/Businesses](#)

[Understanding the Status](#)

Welcome to the IRS/SSA Reconciliation Application

This application allows you to:

- View your reconciliation notice(s) for the last 3 Tax Years.
- Acknowledge receipt of notice and intent to resolve.
 - *(Optional) Answer a questionnaire to determine how to resolve your discrepancy.*
- View the status of your reconciliation case(s).

Company Name
[Company Name]

Employer Identification Number (EIN)
[99-9999999]

You have no reconciliation notices for Tax Years 2019, 2018, or 2017.

For information regarding Reconciliation notices that are older than 3 years, please contact SSA at 1-800-772-6270 (TTY 1-800-325-0778) or [✉ employerinfo@ssa.gov](mailto:employerinfo@ssa.gov). This email address does not accept attachments.

If you have additional questions, please call us at 1-800-772-6270 (TTY 1-800-325-0778) between 7:00 a.m. and 7:00 p.m. Eastern time, Monday through Friday, or email us at [✉ employerinfo@ssa.gov](mailto:employerinfo@ssa.gov). This email address does not accept attachments.

[OMB No. 0000-0000](#) [Privacy Policy](#) [Accessibility Help](#)

2.6. Help Panel - Understanding the Status

The screenshot shows the Social Security Administration's IRS/SSA Reconciliation Application interface. At the top, the Social Security logo is on the left, and the user's name 'John Public' and a 'Sign Out' link are on the right. Below the logo, there are links for 'EWR Home' and 'Reconciliation'. The main heading is 'IRS/SSA Reconciliation — Home'. A notification bar states: 'You have no outstanding IRS/SSA Reconciliation notices.' A 'Help' sidebar on the left contains several links: 'How to Correct and Prevent Reporting Errors', 'Employer Reconciliation Process', 'Specifications for Filing Forms W-2 and W-2c (EFW2/EFW2C)', 'Check Employer Report Status', 'IRS.gov/Businesses', and 'Understanding the Status'. The main content area is titled 'Welcome to the IRS/SSA Reconciliation Application'. A modal window titled 'Understanding the Status' is open, displaying a list of reconciliation statuses:

Status	Description
New	An online questionnaire awaits your response.
In Progress	You've started to respond to the online questionnaire, but you haven't completed it.
Action	You've completed the online questionnaire and now must take action with SSA and/or the IRS, as outlined in the Next Steps.
Action-SSA	You've completed the online questionnaire and now must take action with SSA, as outlined in the Next Steps (e.g., uploading your W-2 and W-3 reports).
Action-IRS	You've completed the online questionnaire and now must take action with the IRS, as outlined in the Next Steps (e.g., providing them your Form 941-x).
No Action	Your discrepancy still exists. However, you don't need to do anything else, unless SSA or the IRS contacts you.
Resolved	Your discrepancy is corrected. You're done!

At the bottom of the modal window is a 'Close' button. Below the modal, the background text includes contact information: 'If you have additional questions, please call us Friday, or email us at employerinfo@ssa.gov. OMB No. 0000-0000 Privacy Policy Access'.

2.7. Notice Summary – Privacy Act Statement popup

The screenshot shows the Social Security Administration's website interface. At the top left is the Social Security logo. The user is logged in as "John Public" and can click "Sign Out". The navigation bar includes "EWR Home" and "Reconciliation". The main heading is "IRS/SSA Reconciliation — Notice Summary". A modal popup window titled "Privacy Act Statement" is open, containing the following text:

Privacy Act Statement

Collection and Use of Personal Information


Sections 205(c)(2)(A) and 232 of the Social Security Act allow us to collect this information, which will use to properly post employee wages and maintain accurate earnings records. Providing this information is voluntary, but not providing all or part of the information may result in incorrect payments to beneficiaries due to missing discrepant earnings information and in referral of your case to the Internal Revenue Service for penalty assessment purposes. As law permits, we may use and share the information you submit, including with other Federal agencies, contractors, employers or former employers, and others, as outlined in the routine uses within System of Records Notice (SORN) 60-0059, Earnings Recording and Self-Employment Income System, available at www.ssa.gov/privacy. The information you submit may also be used in computer matching programs to establish or verify eligibility for Federal benefit programs and to recoup debts under these programs.

A "Close Window" button is located at the bottom left of the popup.

At the bottom of the page, a table header is visible with the following content:

Medicare Wages	\$(999999999.99)	\$(999999999.99)	\$(999999999.99)
----------------	------------------	------------------	------------------

2.8. Notice Summary - No Record of Employees' Earnings


John Public [Sign Out](#)

EWR Home
Reconciliation

IRS/SSA Reconciliation — Notice Summary

Progress

- Notice Summary
- Questionnaire
- Review
- Next Steps

Help

- [How to Correct and Prevent Reporting Errors](#)
- [Employer Reconciliation Process](#)
- [Specifications for Filing Forms W-2 and W-2c \(EFW2/EFW2C\)](#)
- [Check Employer Report Status](#)
- [IRS.gov/Businesses](#)
- [Understanding the Status](#)

Status

New [?](#)

Tax Year

[9999]

Employer Identification Number (EIN)

[99-9999999]

Notice Summary

Issue: **No Record of Employees' Earnings**

The IRS records show that you paid Social Security and/or Medicare taxes on the wages that appear below. However, SSA does not have a record of your Forms W-2 and W-3 for these wages. The IRS requires you to send Forms W-2 of your employees to SSA.

Reported Information

Employer Information

Tax Year: [9999]

Employer Identification Number (EIN): [99-9999999]

Employer's Name: [Employer's Name]

Wage Information

✖ SSA has no record of employees' earnings.

The following table represents the wages processed by SSA and IRS for Tax Year [9999]:

[? What does this mean?](#)

	SSA Processed	IRS Processed	Difference
Social Security Wages	[\$999999999.99]	[\$999999999.99]	[\$999999999.99]
Social Security Tips	[\$999999999.99]	[\$999999999.99]	[\$999999999.99]
Medicare Wages	[\$999999999.99]	[\$999999999.99]	[\$999999999.99]

SSA recommends that you check [Employer Report Status](#) to verify the status of your submissions.

What's Next?

To acknowledge you read the Notice Summary and your intent to resolve the discrepancy, choose one of the following options to continue:

Option 1

Answer the Questionnaire

If you need assistance analyzing your issue to determine your next steps. Some issues, such as loss of records, may be resolved using this questionnaire.

[Answer the Questionnaire](#)

Option 2

Acknowledge Only


If you understand how to resolve your discrepancy and do not need to answer a questionnaire.

[Acknowledge Only](#)

If you have additional questions, please call us at 1-800-772-6270 (TTY 1-800-325-0778) between 7.00 a.m. and 7.00 p.m. Eastern time, Monday through Friday, or email us at employerinfo@ssa.gov. This email address does not accept attachments.

OMB No. 0000-0000 [Privacy Policy](#) [Accessibility Help](#)

2.9. Notice Summary - Discrepancy Between IRS and SSA


Social Security
John Public [Sign Out](#)

EWR Home
Reconciliation

IRS/SSA Reconciliation — Notice Summary

Progress

- Notice Summary**
- Questionnaire
- Review
- Next Steps

Help

- [How to Correct and Prevent Reporting Errors](#)
- [Employer Reconciliation Process](#)
- [Specifications for Filing Forms W-2 and W-2c \(EFW2/EFW2C\)](#)
- [Check Employer Report Status](#)
- [IRS.gov/Businesses](#)
- [Understanding the Status](#)

Status
New [?](#)

Tax Year
[9999]

Employer Identification Number (EIN)
[99-9999999]

Notice Summary

Issue: **Discrepancy Between IRS and SSA**

The IRS records show that you paid Social Security and/or Medicare taxes on more employee wages than SSA processed. We base our wage amount on your Forms W-2 and W-3 reports. The total wages on your Forms W-2 and W-3 for a year should equal the sum of the amounts that you report quarterly or annually to IRS on your Forms 941, 943, 944, or Schedule H (Household Employment Taxes).

Reported Information

Employer Information

Tax Year: [9999]
 Employer Identification Number (EIN): [99-9999999]
 Employer's Name: [Employer's Name]

Wage Information

✖ The IRS processed more taxable Social Security and/or Medicare wages and tips for your employees than SSA processed.

The following table represents the wages processed by SSA and IRS for Tax Year [9999]:

[What does this mean?](#)

	SSA Processed	IRS Processed	Difference
Social Security Wages	[\$999999999.99]	[\$999999999.99]	[\$999999999.99]
Social Security Tips	[\$999999999.99]	[\$999999999.99]	[\$999999999.99]
Medicare Wages	[\$999999999.99]	[\$999999999.99]	[\$999999999.99]

SSA recommends that you check [Employer Report Status](#) to verify the status of your submissions.

What's Next?

To acknowledge you read the Notice Summary and your intent to resolve the discrepancy, choose one of the following options to continue:

Option 1

Answer the Questionnaire

If you need assistance analyzing your issue to determine your next steps. Some issues, such as loss of records, may be resolved using this questionnaire.

[Answer the Questionnaire](#)

Option 2

Acknowledge Only


If you understand how to resolve your discrepancy and do not need to answer a questionnaire.

[Acknowledge Only](#)

If you have additional questions, please call us at 1-800-772-6270 (TTY 1-800-325-0778) between 7:00 a.m. and 7:00 p.m. Eastern time, Monday through Friday, or email us at employerinfo@ssa.gov. This email address does not accept attachments.

OMB No. 0000-0000 [Privacy Policy](#) [Accessibility Help](#)

2.9.1. Status Help Tooltip – New


Social Security
John Public [Sign Out](#)

EWR Home
Reconciliation

IRS/SSA Reconciliation — Notice Summary

Progress

- Notice Summary**
- Questionnaire
- Review
- Next Steps

Help

- [How to Correct and Prevent Reporting Errors](#)
- [Employer Reconciliation Process](#)
- [Specifications for Filing Forms W-2 and W-2c \(EFW2/EFW2C\)](#)
- [Check Employer Report Status](#)
- [IRS.gov/Businesses](#)
- [Understanding the Status](#)

Status
New ?

Tax Year
[9999]

Employer Identification Number (EIN)
[99-9999999]

Action Needed ✕

Notice Issue: Review and Acknowledge discrepancy

The IRS records show that you paid Social Security and/or Medicare taxes on more employee wages than SSA processed. We base our wage amount on your Forms W-2 and W-3 reports. The total wages on your Forms W-2 and W-3 for a year should equal the sum of the amounts that you report quarterly or annually to IRS on your Forms 941, 943, 944, or Schedule H (Household Employment Taxes).

Reported Information

Employer Information

Tax Year: [9999]
 Employer Identification Number (EIN): [99-9999999]
 Employer's Name: [Employer's Name]

Wage Information

✕ The IRS processed more taxable Social Security and/or Medicare wages and tips for your employees than SSA processed.

The following table represents the wages processed by SSA and IRS for Tax Year [9999]:

? What does this mean?

	SSA Processed	IRS Processed	Difference
Social Security Wages	[\$999999999.99]	[\$999999999.99]	[\$999999999.99]
Social Security Tips	[\$999999999.99]	[\$999999999.99]	[\$999999999.99]
Medicare Wages	[\$999999999.99]	[\$999999999.99]	[\$999999999.99]

SSA recommends that you check [Employer Report Status](#) to verify the status of your submissions.

What's Next?

To acknowledge you read the Notice Summary and your intent to resolve the discrepancy, choose one of the following options to continue:

Option 1

Answer the Questionnaire

If you need assistance analyzing your issue to determine your next steps. Some issues, such as loss of records, may be resolved using this questionnaire.

[Answer the Questionnaire](#)

Option 2

Acknowledge Only


If you understand how to resolve your discrepancy and do not need to answer a questionnaire.

[Acknowledge Only](#)

If you have additional questions, please call us at 1-800-772-6270 (TTY 1-800-325-0778) between 7:00 a.m. and 7:00 p.m. Eastern time, Monday through Friday, or email us at employerinfo@ssa.gov. This email address does not accept attachments.

OMB No. 0000-0000 [Privacy Policy](#) [Accessibility Help](#)

2.9.2. Wage Information Tooltip (“What does this mean?”)


Social Security
John Public [Sign Out](#)

EWR Home
Reconciliation

IRS/SSA Reconciliation — Notice Summary

Progress

- Notice Summary**
- Questionnaire
- Review
- Next Steps

Help

- [How to Correct and Prevent Reporting Errors](#)
- [Employer Reconciliation Process](#)
- [Specifications for Filing Forms W-2 and W-2c \(EFW2/EFW2C\)](#)
- [Check Employer Report Status](#)
- [IRS.gov/Businesses](#)
- [Understanding the Status](#)

Status
New [?](#)

Tax Year
[9999]

Employer Identification Number (EIN)
[99-9999999]

Notice Summary

Issue: **Discrepancy Between IRS and SSA**

The IRS records show that you paid Social Security and/or Medicare taxes on more employee wages than SSA processed. We base our wage amount on your Forms W-2 and W-3 reports. The total wages on your Forms W-2 and W-3 for a year should equal the sum of the amounts that you report quarterly or annually to IRS on your Forms 941, 943, 944, or Schedule H (Household Employment Taxes).

Reported Information

Employer Information

Tax Year: [9999]
 Employer Identification Number (EIN): [99-9999999]
 Employer's Name: [Employer's Name]

Wage Information

The total annual wage amounts **SSA Processed** (Forms W-3 and W-2) should equal the quarterly or annual sum of amount **IRS Processed** (Forms 941, 943, 944, or Form 1040/Schedule H Household Employment Taxes). The **Difference** should equal \$0.00.

	SSA Processed	IRS Processed	Difference
Social Security Wages	[\$999999999.99]	[\$999999999.99]	[\$999999999.99]
Social Security Tips	[\$999999999.99]	[\$999999999.99]	[\$999999999.99]
Medicare Wages	[\$999999999.99]	[\$999999999.99]	[\$999999999.99]

SSA recommends that you check [Employer Report Status](#) to verify the status of your submissions.

What's Next?

To acknowledge you read the Notice Summary and your intent to resolve the discrepancy, choose one of the following options to continue:

Option 1

Answer the Questionnaire

If you need assistance analyzing your issue to determine your next steps. Some issues, such as loss of records, may be resolved using this questionnaire.

[Answer the Questionnaire](#)

Option 2

Acknowledge Only


If you understand how to resolve your discrepancy and do not need to answer a questionnaire.

[Acknowledge Only](#)

If you have additional questions, please call us at 1-800-772-6270 (TTY 1-800-325-0778) between 7:00 a.m. and 7:00 p.m. Eastern time, Monday through Friday, or email us at employerinfo@ssa.gov. This email address does not accept attachments.

OMB No. 0000-0000 [Privacy Policy](#) [Accessibility Help](#)

2.9.3. Acknowledge Only Confirmation Message


Social Security
John Public [Sign Out](#)

EWR Home
Reconciliation

IRS/SSA Reconciliation — Notice Summary

Progress	Status	Tax Year	Employer Identification Number (EIN)
<p>Notice Summary</p> <p>Questionnaire</p> <p>Review</p> <p>Next Steps</p>	New ?	[9999]	[99-9999999]

Notice Summary

Issue: **Discrepancy Between IRS and SSA**

The IRS records show that you paid Social Security and/or Medicare taxes on more employee wages than SSA processed. We base our wage amount on your Forms W-2 and W-3 reports. The total wages on your Forms W-2 and W-3 for a year should equal the sum of the amounts that you report quarterly or annually to IRS on your Forms 941, 943, 944, or Schedule H (Household Employment Taxes).

Reported Information

Employer Information

Tax Year: [9999]
 Employer Identification Number (EIN): [99-9999999]
 Employer's Name: [Employer's Name]

Wage Information

✖ The IRS processed more taxable Social Security and/or Medicare wages and tips for your employees than SSA processed.

The following table represents the wages processed by SSA and IRS for Tax Year [9999]:

? What does this mean?

	SSA Processed	IRS Processed	Difference
Social Security Wages	[\$999999999.99]	[\$999999999.99]	[\$999999999.99]
Social Security			999999.99]
Medicare Wages			999999.99]

SSA recommends [submitting](#) [submissions](#).

SSA expects you to resolve the discrepancy within 45 days of the notice to avoid additional follow-up.

To acknowledge one of the following discrepancy, choose

Option 1

Answer the Questionnaire

If you need assistance analyzing your issue to determine your next steps. Some issues, such as loss of records, may be resolved using this questionnaire.

[Answer the Questionnaire](#)

Option 2

Acknowledge Only

If you understand how to resolve your discrepancy and do not need to answer a questionnaire.

[Acknowledge Only](#)

If you have additional questions, please call us at 1-800-772-6270 (TTY 1-800-325-0778) between 7:00 a.m. and 7:00 p.m. Eastern time, Monday through Friday, or email us at employerinfo@ssa.gov. This email address does not accept attachments.

OMB No. 0000-0000 [Privacy Policy](#) [Accessibility Help](#)

Are you sure you want to Acknowledge Only?

By clicking continue, you acknowledge you read this Notice Summary and do not need to answer a Questionnaire.

Continue
Cancel

2.10. Questionnaire - No Record of Employees' Earnings

2.10.1. Question 1 – Confirm Access

2.10.1.1. (Question 1 Variation) Initial



John Public [Sign Out](#)

[EWR Home](#) [Reconciliation](#)

IRS/SSA Reconciliation — Questionnaire

Progress

Notice Summary

Questionnaire

[Review](#)

[Next Steps](#)

Help

[How to Correct and Prevent Reporting Errors](#)

[Employer Reconciliation Process](#)

[Specifications for Filing Forms W-2 and W-2c \(EFW2/EFW2C\)](#)

[Check Employer Report Status](#)

[IRS.gov/Businesses](#)

[Understanding the Status](#)

Status

In Progress [?](#)

Tax Year

[9999]

Employer Identification Number (EIN)

[99-9999999]

Questionnaire

The following questions will walk you through some typical causes of discrepancies between the IRS and SSA. The answers you provide will result in Next Steps to resolve your issue.

Before you begin...

- Answer each question as if you're the addressee of the IRS/SSA Reconciliation notice.
- You are encouraged to gather all your wage information related to Tax Year [9999].
- You may also want to verify the status of your reports submitted to SSA by accessing [Employer Report Status](#).
- If you need more help, review the [Employer Reconciliation Process](#).

If you need more time to answer the questions, you can Save and Exit to return another time.

* Indicates required information

1 Confirm Access

* **Do you have access to your wage information (used in W-2, W-2c, W-3 and/or W-3c) for Tax Year [9999]?**

You will need access to this wage information to resolve your discrepancy.

Yes No

[Back](#)

[Save and Exit](#)

If you have additional questions, please call us at 1-800-772-6270 (TTY 1-800-325-0778) between 7:00 a.m. and 7:00 p.m. Eastern time, Monday through Friday, or email us at employerinfo@ssa.gov. This email address does not accept attachments.

[OMB No. 0000-0000](#) [Privacy Policy](#) [Accessibility Help](#)

2.10.1.2. (Question 1 Variation) No



IRS/SSA Reconciliation — Questionnaire

Progress
Notice Summary
Questionnaire
Review
Next Steps

Help
How to Correct and Prevent Reporting Errors
Employer Reconciliation Process
Specifications for Filing Forms W-2 and W-2c (EFW2/EFW2C)
Check Employer Report Status
IRS.gov/Businesses
Understanding the Status

Status In Progress	Tax Year [9999]	Employer Identification Number (EIN) [99-9999999]
------------------------------	---------------------------	---

Questionnaire

The following questions will walk you through some typical causes of discrepancies between the IRS and SSA. The answers you provide will result in Next Steps to resolve your issue.

Before you begin...

- Answer each question as if you're the addressee of the IRS/SSA Reconciliation notice.
- You are encouraged to gather all your wage information related to Tax Year [9999].
- You may also want to verify the status of your reports submitted to SSA by accessing [Employer Report Status](#).
- If you need more help, review the [Employer Reconciliation Process](#).

If you need more time to answer the questions, you can Save and Exit to return another time.

* Indicates required information

Confirm Access

* **Do you have access to your wage information (used in W-2, W-2c, W-3 and/or W-3c) for Tax Year [9999]?**
You will need access to this wage information to resolve your discrepancy.

Yes No

* **My Forms are not available due to**

<input type="radio"/> Extraordinary Circumstances (e.g., bankruptcy, death, or divorce)
<input type="radio"/> Catastrophe (e.g., fire, flood, or hurricane)
<input type="radio"/> Other

[Back](#) [Save and Exit](#)

If you have additional questions, please call us at 1-800-772-6270 (TTY 1-800-325-0778) between 7:00 a.m. and 7:00 p.m. Eastern time, Monday through Friday, or email us at employerinfo@ssa.gov. This email address does not accept attachments.

2.10.1.3. (Question 1 Variation) No_Other



IRS/SSA Reconciliation — Questionnaire

Progress
<input checked="" type="checkbox"/> Notice Summary
Questionnaire
Review
Next Steps

- ### Help
- [How to Correct and Prevent Reporting Errors](#)
 - [Employer Reconciliation Process](#)
 - [Specifications for Filing Forms W-2 and W-2c \(EFW2/EFW2C\)](#)
 - [Check Employer Report Status](#)
 - [IRS.gov/Businesses](#)
 - [Understanding the Status](#)

Status In Progress ?	Tax Year [9999]	Employer Identification Number (EIN) [99-9999999]
--	---------------------------	---

Questionnaire

The following questions will walk you through some typical causes of discrepancies between the IRS and SSA. The answers you provide will result in Next Steps to resolve your issue.

Before you begin...

- Answer each question as if you're the addressee of the IRS/SSA Reconciliation notice.
- You are encouraged to gather all your wage information related to Tax Year [9999].
- You may also want to verify the status of your reports submitted to SSA by accessing [Employer Report Status](#).
- If you need more help, review the [Employer Reconciliation Process](#).

If you need more time to answer the questions, you can Save and Exit to return another time.

* Indicates required information

1 Confirm Access

*** Do you have access to your wage information (used in W-2, W-2c, W-3 and/or W-3c) for Tax Year [9999]?**
You will need access to this wage information to resolve your discrepancy.

Yes No

*** My Forms are not available due to**

Extraordinary Circumstances (e.g., bankruptcy, death, or divorce)

Catastrophe (e.g., fire, flood, or hurricane)

Other

*** Other - Reason**
Please describe the reason you are unable to provide a copy of Forms W-2, W-2c, W-3, and W-3c. (500 characters maximum)


Characters remaining: 500

[Continue](#) [Back](#) [Save and Exit](#)

If you have additional questions, please call us at 1-800-772-6270 (TTY 1-800-325-0778) between 7:00 a.m. and 7:00 p.m. Eastern time, Monday through Friday, or email us at employerinfo@ssa.gov. This email address does not accept attachments.

2.10.2. Question 2 - Confirm Self-Employment Status

2.10.2.1. (Question 2 Variation) Initial

 **Social Security** John Public [Sign Out](#)

[EWR Home](#) [Reconciliation](#)

IRS/SSA Reconciliation — Questionnaire

Progress	Status In Progress	Tax Year [9999]	Employer Identification Number (EIN) [99-9999999]
-----------------	------------------------------	---------------------------	---

- Notice Summary
- Questionnaire**
- Review
- Next Steps

Help

- [How to Correct and Prevent Reporting Errors](#)
- [Employer Reconciliation Process](#)
- [Specifications for Filing Forms W-2 and W-2c \(EFW2/EFW2C\)](#)
- [Check Employer Report Status](#)
- [IRS.gov/Businesses](#)
- [Understanding the Status](#)

Questionnaire

The following questions will walk you through some typical causes of discrepancies between the IRS and SSA. The answers you provide will result in Next Steps to resolve your issue.

Before you begin...

- Answer each question as if you're the addressee of the IRS/SSA Reconciliation notice.
- You are encouraged to gather all your wage information related to Tax Year [9999].
- You may also want to verify the status of your reports submitted to SSA by accessing [Employer Report Status](#).
- If you need more help, review the [Employer Reconciliation Process](#).

If you need more time to answer the questions, you can Save and Exit to return another time.

* Indicates required information

1 Confirm Access

* **Do you have access to your wage information (used in W-2, W-2c, W-3 and/or W-3c) for Tax Year [9999]?**
You will need access to this wage information to resolve your discrepancy.

Yes No

2 Confirm Self-Employment Status

* **Were you self-employed for the Tax Year [9999]?**

Yes No

If you have additional questions, please call us at 1-800-772-6270 (TTY 1-800-325-0778) between 7:00 a.m. and 7:00 p.m. Eastern time, Monday through Friday, or email us at employerinfo@ssa.gov. This email address does not accept attachments.

[OMB No. 0000-0000](#) [Privacy Policy](#) [Accessibility Help](#)

2.10.2.2. (Question 2 Variation) Yes



John Public [Sign Out](#)

[EWR Home](#) [Reconciliation](#)

IRS/SSA Reconciliation — Questionnaire

Progress
<input checked="" type="checkbox"/> Notice Summary
Questionnaire
Review
Next Steps

Status In Progress ?	Tax Year [9999]	Employer Identification Number (EIN) [99-9999999]
--	---------------------------	---

Help
How to Correct and Prevent Reporting Errors
Employer Reconciliation Process
Specifications for Filing Forms W-2 and W-2c (EFW2/EFW2C)
Check Employer Report Status
IRS.gov/Businesses
Understanding the Status

Questionnaire

The following questions will walk you through some typical causes of discrepancies between the IRS and SSA. The answers you provide will result in Next Steps to resolve your issue.

Before you begin...

- Answer each question as if you're the addressee of the IRS/SSA Reconciliation notice.
- You are encouraged to gather all your wage information related to Tax Year [9999].
- You may also want to verify the status of your reports submitted to SSA by accessing [Employer Report Status](#).
- If you need more help, review the [Employer Reconciliation Process](#).

If you need more time to answer the questions, you can Save and Exit to return another time.

* Indicates required information

1 Confirm Access

*** Do you have access to your wage information (used in W-2, W-2c, W-3 and/or W-3c) for Tax Year [9999]?**
You will need access to this wage information to resolve your discrepancy.

Yes No

2 Confirm Self-Employment Status

*** Were you self-employed for the Tax Year [9999]?**

Yes No

What was the circumstance of your self-employment?

I had employees working for me during the tax year (including myself).

I provided copies of IRS Form 1099-MISC to contract employees.

I was not required to file Forms W-2 with the SSA. I submitted copies of Schedule SE (Self-Employed Tax) or Schedule C to the IRS.


I had no employees and paid neither Social Security nor Medicare wages in the specified tax year.

[Back](#) [Save and Exit](#)

If you have additional questions, please call us at 1-800-772-6270 (TTY 1-800-325-0778) between 7:00 a.m. and 7:00 p.m. Eastern time, Monday through Friday, or email us at employerinfo@ssa.gov. This email address does not accept attachments.

OMB No. 0000-0000 [Privacy Policy](#) [Accessibility Help](#)

2.10.2.3. (Question 2 Variation) Yes_Option 1

John Public [Sign Out](#)

[EWR Home](#) [Reconciliation](#)

IRS/SSA Reconciliation — Questionnaire

Progress	Status	Tax Year	Employer Identification Number (EIN)
<input checked="" type="checkbox"/> Notice Summary	In Progress ?	[9999]	[99-9999999]

Questionnaire
[Review](#)
[Next Steps](#)

Help
[How to Correct and Prevent Reporting Errors](#)
[Employer Reconciliation Process](#)
[Specifications for Filing Forms W-2 and W-2c \(EFW2/EFW2C\)](#)
[Check Employer Report Status](#)
[IRS.gov/Businesses](#)
[Understanding the Status](#)

Questionnaire

The following questions will walk you through some typical causes of discrepancies between the IRS and SSA. The answers you provide will result in Next Steps to resolve your issue.

Before you begin...

- Answer each question as if you're the addressee of the IRS/SSA Reconciliation notice.
- You are encouraged to gather all your wage information related to Tax Year [9999].
- You may also want to verify the status of your reports submitted to SSA by accessing [Employer Report Status](#).
- If you need more help, review the [Employer Reconciliation Process](#).

If you need more time to answer the questions, you can Save and Exit to return another time.

* Indicates required information

1 Confirm Access

* **Do you have access to your wage information (used in W-2, W-2c, W-3 and/or W-3c) for Tax Year [9999]?**
You will need access to this wage information to resolve your discrepancy.

Yes No

2 Confirm Self-Employment Status

* **Were you self-employed for the Tax Year [9999]?**

Yes No

What was the circumstance of your self-employment?

I had employees working for me during the tax year (including myself).
 I provided copies of IRS Form 1099-MISC to contract employees.
 I was not required to file Forms W-2 with the SSA. I submitted copies of Schedule SE (Self-Employed Tax) or Schedule C to the IRS.
 I had no employees and paid neither Social Security nor Medicare wages in the specified tax year.

3 Confirm Filing Status

* **Did you file wages with SSA for Tax Year [9999]?**
This includes Forms W-2/W-3 or W-2c/W-3c.

Yes No

[Back](#) [Save and Exit](#)

If you have additional questions, please call us at 1-800-772-6270 (TTY 1-800-325-0778) between 7:00 a.m. and 7:00 p.m. Eastern time, Monday through Friday, or email us at employerinfo@ssa.gov. This email address does not accept attachments.

OMB No. 0000-0000 [Privacy Policy](#) [Accessibility Help](#)

2.10.2.4. (Question 2 Variation) Yes_Not Option 1



IRS/SSA Reconciliation — Questionnaire

Progress
<input checked="" type="checkbox"/> Notice Summary
Questionnaire
Review
Next Steps

Help
How to Correct and Prevent Reporting Errors
Employer Reconciliation Process
Specifications for Filing Forms W-2 and W-2c (EFW2/EFW2C)
Check Employer Report Status
IRS.gov/Businesses
Understanding the Status

Status In Progress ?	Tax Year [9999]	Employer Identification Number (EIN) [99-9999999]
--	---------------------------	---

Questionnaire

The following questions will walk you through some typical causes of discrepancies between the IRS and SSA. The answers you provide will result in Next Steps to resolve your issue.

Before you begin...

- Answer each question as if you're the addressee of the IRS/SSA Reconciliation notice.
- You are encouraged to gather all your wage information related to Tax Year [9999].
- You may also want to verify the status of your reports submitted to SSA by accessing [Employer Report Status](#).
- If you need more help, review the [Employer Reconciliation Process](#).

If you need more time to answer the questions, you can Save and Exit to return another time.

* Indicates required information

1 Confirm Access

*** Do you have access to your wage information (used in W-2, W-2c, W-3 and/or W-3c) for Tax Year [9999]?**
You will need access to this wage information to resolve your discrepancy.

Yes No

2 Confirm Self-Employment Status

*** Were you self-employed for the Tax Year [9999]?**

Yes No

What was the circumstance of your self-employment?

<input type="radio"/> I had employees working for me during the tax year (including myself).
<input checked="" type="radio"/> I provided copies of IRS Form 1099-MISC to contract employees.
<input type="radio"/> I was not required to file Forms W-2 with the SSA. I submitted copies of Schedule SE (Self-Employed Tax) or Schedule C to the IRS.
<input type="radio"/> I had no employees and paid neither Social Security nor Medicare wages in the specified tax year.

[Continue](#) [Back](#) [Save and Exit](#)

If you have additional questions, please call us at 1-800-772-6270 (TTY 1-800-325-0778) between 7:00 a.m. and 7:00 p.m. Eastern time, Monday through Friday, or email us at employerinfo@ssa.gov. This email address does not accept attachments.

2.10.3. Question 3 – Confirm Filing Status

2.10.3.1. (Question 3 Variation) Initial

IRS/SSA Reconciliation — Questionnaire

Progress
Notice Summary
Questionnaire
Review
Next Steps

Help
How to Correct and Prevent Reporting Errors
Employer Reconciliation Process
Specifications for Filing Forms W-2 and W-2c (EFW2/EFW2C)
Check Employer Report Status
IRS.gov/Businesses
Understanding the Status

Status In Progress	Tax Year [9999]	Employer Identification Number (EIN) [99-9999999]
------------------------------	---------------------------	---

Questionnaire

The following questions will walk you through some typical causes of discrepancies between the IRS and SSA. The answers you provide will result in Next Steps to resolve your issue.

Before you begin...

- Answer each question as if you're the addressee of the IRS/SSA Reconciliation notice.
- You are encouraged to gather all your wage information related to Tax Year [9999].
- You may also want to verify the status of your reports submitted to SSA by accessing [Employer Report Status](#).
- If you need more help, review the [Employer Reconciliation Process](#).

If you need more time to answer the questions, you can Save and Exit to return another time.

* Indicates required information

1 Confirm Access

* **Do you have access to your wage information (used in W-2, W-2c, W-3 and/or W-3c) for Tax Year [9999]?**
You will need access to this wage information to resolve your discrepancy.

 Yes No

2 Confirm Self-Employment Status

* **Were you self-employed for the Tax Year [9999]?**

 Yes No

3 Confirm Filing Status

* **Did you file wages with SSA for Tax Year [9999]?**
This includes Forms W-2/W-3 or W-2c/W-3c.

 Yes No

If you have additional questions, please call us at 1-800-772-6270 (TTY 1-800-325-0778) between 7:00 a.m. and 7:00 p.m. Eastern time, Monday through Friday, or email us at employerinfo@ssa.gov. This email address does not accept attachments.

OMB No. 0000-0000 [Privacy Policy](#) [Accessibility Help](#)

2.10.3.2. (Question 3 Variation) No



IRS/SSA Reconciliation — Questionnaire

Progress
<input checked="" type="checkbox"/> Notice Summary
Questionnaire
Review
Next Steps

Help
How to Correct and Prevent Reporting Errors
Employer Reconciliation Process
Specifications for Filing Forms W-2 and W-2c (EFW2/EFW2C)
Check Employer Report Status
IRS.gov/Businesses
Understanding the Status

Status	Tax Year	Employer Identification Number (EIN)
In Progress	[9999]	[99-9999999]

Questionnaire

The following questions will walk you through some typical causes of discrepancies between the IRS and SSA. The answers you provide will result in Next Steps to resolve your issue.

Before you begin...

- Answer each question as if you're the addressee of the IRS/SSA Reconciliation notice.
- You are encouraged to gather all your wage information related to Tax Year [9999].
- You may also want to verify the status of your reports submitted to SSA by accessing [Employer Report Status](#).
- If you need more help, review the [Employer Reconciliation Process](#).

If you need more time to answer the questions, you can Save and Exit to return another time.

* Indicates required information

1 Confirm Access

* **Do you have access to your wage information (used in W-2, W-2c, W-3 and/or W-3c) for Tax Year [9999]?**
You will need access to this wage information to resolve your discrepancy.

Yes No

2 Confirm Self-Employment Status

* **Were you self-employed for the Tax Year [9999]?**

Yes No

3 Confirm Filing Status

* **Did you file wages with SSA for Tax Year [9999]?**

This includes Forms W-2/W-3 or W-2c/W-3c.


Yes No

[Continue](#) [Back](#) [Save and Exit](#)

If you have additional questions, please call us at 1-800-772-6270 (TTY 1-800-325-0778) between 7:00 a.m. and 7:00 p.m. Eastern time, Monday through Friday, or email us at employerinfo@ssa.gov. This email address does not accept attachments.

2.10.4. Question 4 – Confirm Employer Identification Number

2.10.4.1. (Question 4 Variation) Initial


Social Security
John Public [Sign Out](#)

[EWR Home](#)
[Reconciliation](#)

IRS/SSA Reconciliation — Questionnaire

Progress	Status	Tax Year	Employer Identification Number (EIN)
<ul style="list-style-type: none"> <li style="margin-bottom: 5px;">✔ Notice Summary <li style="margin-bottom: 5px;">Questionnaire <li style="margin-bottom: 5px;">Review <li style="margin-bottom: 5px;">Next Steps 	In Progress ?	[9999]	[99-9999999]

Help

- [How to Correct and Prevent Reporting Errors](#)
- [Employer Reconciliation Process](#)
- [Specifications for Filing Forms W-2 and W-2c \(EFW2/EFW2C\)](#)
- [Check Employer Report Status](#)
- [IRS.gov/Businesses](#)
- [Understanding the Status](#)

Questionnaire

The following questions will walk you through some typical causes of discrepancies between the IRS and SSA. The answers you provide will result in Next Steps to resolve your issue.

Before you begin...

- Answer each question as if you're the addressee of the IRS/SSA Reconciliation notice.
- You are encouraged to gather all your wage information related to Tax Year [9999].
- You may also want to verify the status of your reports submitted to SSA by accessing [Employer Report Status](#).
- If you need more help, review the [Employer Reconciliation Process](#).

If you need more time to answer the questions, you can Save and Exit to return another time.

* Indicates required information

1 Confirm Access

* **Do you have access to your wage information (used in W-2, W-2c, W-3 and/or W-3c) for Tax Year [9999]?**
You will need access to this wage information to resolve your discrepancy.

Yes
 No

2 Confirm Self-Employment Status

* **Were you self-employed for the Tax Year [9999]?**

Yes
 No

3 Confirm Filing Status

* **Did you file wages with SSA for Tax Year [9999]?**
This includes Forms W-2/W-3 or W-2c/W-3c.

Yes
 No

If available, please provide the Wage File Identifier (WFID).
A WFID is a confirmation for electronically filed wages.

Optional

+ [Add Another WFID](#)

4 Confirm Employer Identification Number (EIN)

* **Did you file under the Employer Identification Number (EIN) [99-9999999]?**
This is the EIN associated with your Business Services Online (BSO) User ID.

Yes
 No


Back

Save and Exit

If you have additional questions, please call us at 1-800-772-6270 (TTY 1-800-325-0778) between 7:00 a.m. and 7:00 p.m. Eastern time, Monday through Friday, or email us at employerinfo@ssa.gov. This email address does not accept attachments.

OMB No. 0000-0000 [Privacy Policy](#) [Accessibility Help](#)

2.10.4.2. (Question 4 Variation) Yes


Social Security
John Public [Sign Out](#)

[EWR Home](#)
[Reconciliation](#)

IRS/SSA Reconciliation — Questionnaire

Progress	Status	Tax Year	Employer Identification Number (EIN)
<div style="display: flex; flex-direction: column; gap: 5px;"> <div style="display: flex; align-items: center;"> ✔ Notice Summary </div> <div style="background-color: #f0f0f0; padding: 2px 5px; font-weight: bold;">Questionnaire</div> <div style="padding: 2px 5px;">Review</div> <div style="padding: 2px 5px;">Next Steps</div> </div>	In Progress ?	[9999]	[99-9999999]

Questionnaire

The following questions will walk you through some typical causes of discrepancies between the IRS and SSA. The answers you provide will result in Next Steps to resolve your issue.

Before you begin...

- Answer each question as if you're the addressee of the IRS/SSA Reconciliation notice.
- You are encouraged to gather all your wage information related to Tax Year [9999].
- You may also want to verify the status of your reports submitted to SSA by accessing [Employer Report Status](#).
- If you need more help, review the [Employer Reconciliation Process](#).

If you need more time to answer the questions, you can Save and Exit to return another time.

* Indicates required information

1 Confirm Access

*** Do you have access to your wage information (used in W-2, W-2c, W-3 and/or W-3c) for Tax Year [9999]?**
You will need access to this wage information to resolve your discrepancy.

Yes
 No

2 Confirm Self-Employment Status

*** Were you self-employed for the Tax Year [9999]?**

Yes
 No

3 Confirm Filing Status

*** Did you file wages with SSA for Tax Year [9999]?**
This includes Forms W-2/W-3 or W-2c/W-3c.

Yes
 No

If available, please provide the Wage File Identifier (WFID).
A WFID is a confirmation for electronically filed wages.

Optional

+ Add Another WFID

4 Confirm Employer Identification Number (EIN)

*** Did you file under the Employer Identification Number (EIN) [99-9999999]?**
This is the EIN associated with your Business Services Online (BSO) User ID.


Yes
 No

Continue
Back
Save and Exit

If you have additional questions, please call us at 1-800-772-6270 (TTY 1-800-325-0778) between 7:00 a.m. and 7:00 p.m. Eastern time, Monday through Friday, or email us at employerinfo@ssa.gov. This email address does not accept attachments.

OMB No. 0000-0000 [Privacy Policy](#) [Accessibility Help](#)

2.10.4.3. (Question 4 Variation) No

John Public Sign Out

[EWR Home](#) [Reconciliation](#)

IRS/SSA Reconciliation — Questionnaire

Progress	Status	Tax Year	Employer Identification Number (EIN)
Notice Summary	In Progress	[9999]	[99-9999999]
Questionnaire			
Review			
Next Steps			

Help

- [How to Correct and Prevent Reporting Errors](#)
- [Employer Reconciliation Process](#)
- [Specifications for Filing Forms W-2 and W-2c \(EFW2/EFW2C\)](#)
- [Check Employer Report Status](#)
- [IRS.gov/Businesses](#)
- [Understanding the Status](#)

Questionnaire

The following questions will walk you through some typical causes of discrepancies between the IRS and SSA. The answers you provide will result in Next Steps to resolve your issue.

Before you begin...

- Answer each question as if you're the addressee of the IRS/SSA Reconciliation notice.
- You are encouraged to gather all your wage information related to Tax Year [9999].
- You may also want to verify the status of your reports submitted to SSA by accessing [Employer Report Status](#).
- If you need more help, review the [Employer Reconciliation Process](#).

If you need more time to answer the questions, you can Save and Exit to return another time.

* Indicates required information

1 Confirm Access

• **Do you have access to your wage information (used in W-2, W-2c, W-3 and/or W-3c) for Tax Year [9999]?**
You will need access to this wage information to resolve your discrepancy.

Yes No

2 Confirm Self-Employment Status

• **Were you self-employed for the Tax Year [9999]?**

Yes No

3 Confirm Filing Status

• **Did you file wages with SSA for Tax Year [9999]?**
This includes Forms W-2/W-3 or W-2c/W-3c.

Yes No

If available, please provide the Wage File Identifier (WFID).
A WFID is a confirmation for electronically filed wages.

Optional
[Add Another WFID](#)

4 Confirm Employer Identification Number (EIN)

• **Did you file under the Employer Identification Number (EIN) [99-9999999]?**
This is the EIN associated with your Business Services Online (BSO) User ID.

Yes No

Why did you file under a different EIN?

I made a mistake that I need to correct with SSA.

IRS assigned more than one EIN for my business/organization and I filed wages under that other EIN.

The EIN has been incorporated into another EIN (e.g., mergers and acquisitions); all wages have been reported under that EIN.

[Back](#) [Save and Exit](#)

If you have additional questions, please call us at 1-800-772-6270 (TTY 1-800-325-0778) between 7:00 a.m. and 7:00 p.m. Eastern time, Monday through Friday, or email us at employerinfo@ssa.gov. This email address does not accept attachments.

OMB No. 0000-0000 [Privacy Policy](#) [Accessibility Help](#)

2.10.4.4. (Question 4 Variation) No_Option 1

Social Security John Public [Sign Out](#)

[EWR Home](#) [Reconciliation](#)

IRS/SSA Reconciliation — Questionnaire

Progress	Status In Progress	Tax Year [9999]	Employer Identification Number (EIN) [99-9999999]
-----------------	------------------------------	---------------------------	---

Notice Summary

Questionnaire

[Review](#)

[Next Steps](#)

Help

- [How to Correct and Prevent Reporting Errors](#)
- [Employer Reconciliation Process](#)
- [Specifications for Filing Forms W-2 and W-2c \(EFW2/EFW2C\)](#)
- [Check Employer Report Status](#)
- [IRS.gov/Businesses](#)
- [Understanding the Status](#)

Questionnaire

The following questions will walk you through some typical causes of discrepancies between the IRS and SSA. The answers you provide will result in Next Steps to resolve your issue.

Before you begin...

- Answer each question as if you're the addressee of the IRS/SSA Reconciliation notice.
- You are encouraged to gather all your wage information related to Tax Year [9999].
- You may also want to verify the status of your reports submitted to SSA by accessing [Employer Report Status](#).
- If you need more help, review the [Employer Reconciliation Process](#).

If you need more time to answer the questions, you can Save and Exit to return another time.

* Indicates required information

1 Confirm Access

• **Do you have access to your wage information (used in W-2, W-2c, W-3 and/or W-3c) for Tax Year [9999]?**
You will need access to this wage information to resolve your discrepancy.

Yes No

2 Confirm Self-Employment Status

• **Were you self-employed for the Tax Year [9999]?**

Yes No

3 Confirm Filing Status

• **Did you file wages with SSA for Tax Year [9999]?**
This includes Forms W-2/W-3 or W-2c/W-3c.

Yes No

If available, please provide the Wage File Identifier (WFID).
A WFID is a confirmation for electronically filed wages.

Optional

[Add Another WFID](#)

4 Confirm Employer Identification Number (EIN)

• **Did you file under the Employer Identification Number (EIN) [99-9999999]?**
This is the EIN associated with your Business Services Online (BSO) User ID.

Yes No

Why did you file under a different EIN?

I made a mistake that I need to correct with SSA.

IRS assigned more than one EIN for my business/organization and I filed wages under that other EIN.

The EIN has been incorporated into another EIN (e.g., mergers and acquisitions); all wages have been reported under that EIN.

[Continue](#) [Back](#) [Save and Exit](#)

If you have additional questions, please call us at 1-800-772-6270 (TTY 1-800-325-0778) between 7:00 a.m. and 7:00 p.m. Eastern time, Monday through Friday, or email us at employerinfo@ssa.gov. This email address does not accept attachments.

OMB No. 0000-0000 [Privacy Policy](#) [Accessibility Help](#)

2.10.4.5. (Question 4 Variation) No_Not Option 1

Social Security John Public [Sign Out](#)

[EWR Home](#) [Reconciliation](#)

IRS/SSA Reconciliation — Questionnaire

Progress	Status In Progress	Tax Year [9999]	Employer Identification Number (EIN) [99-9999999]
-----------------	------------------------------	---------------------------	---

[Notice Summary](#)

Questionnaire

[Review](#)

[Next Steps](#)

Help

- [How to Correct and Prevent Reporting Errors](#)
- [Employer Reconciliation Process](#)
- [Specifications for Filing Forms W-2 and W-2c \(EFW2/EFW2C\)](#)
- [Check Employer Report Status](#)
- [IRS.gov/Businesses](#)
- [Understanding the Status](#)

Questionnaire

The following questions will walk you through some typical causes of discrepancies between the IRS and SSA. The answers you provide will result in Next Steps to resolve your issue.

Before you begin...

- Answer each question as if you're the addressee of the IRS/SSA Reconciliation notice.
- You are encouraged to gather all your wage information related to Tax Year [9999].
- You may also want to verify the status of your reports submitted to SSA by accessing [Employer Report Status](#).
- If you need more help, review the [Employer Reconciliation Process](#).

If you need more time to answer the questions, you can [Save and Exit](#) to return another time.

* Indicates required information

1 Confirm Access

• **Do you have access to your wage information (used in W-2, W-2c, W-3 and/or W-3c) for Tax Year [9999]?**
You will need access to this wage information to resolve your discrepancy.

Yes No

2 Confirm Self-Employment Status

• **Were you self-employed for the Tax Year [9999]?**

Yes No

3 Confirm Filing Status

• **Did you file wages with SSA for Tax Year [9999]?**
This includes Forms W-2/W-3 or W-2c/W-3c.

Yes No

If available, please provide the Wage File Identifier (WFID).
A WFID is a confirmation for electronically filed wages.

Optional

[Add Another WFID](#)

4 Confirm Employer Identification Number (EIN)

• **Did you file under the Employer Identification Number (EIN) [99-9999999]?**
This is the EIN associated with your Business Services Online (BSO) User ID.

Yes No

Why did you file under a different EIN?

I made a mistake that I need to correct with SSA.

IRS assigned more than one EIN for my business/organization and I filed wages under that other EIN.

The EIN has been incorporated into another EIN (e.g., mergers and acquisitions), all wages have been reported under that EIN.

• **Please specify the other EIN.**
If different than the EIN associated with your BSO ID, please specify the other EIN.

[Add Another EIN](#)

[Continue](#) [Back](#) [Save and Exit](#)


If you have additional questions, please call us at 1-800-772-6270 (TTY 1-800-325-0778) between 7:00 a.m. and 7:00 p.m. Eastern time, Monday through Friday, or email us at employerinfo@ssa.gov. This email address does not accept attachments.

OMB No. 0000-0000 [Privacy Policy](#) [Accessibility Help](#)

2.11. Questionnaire - Discrepancy between IRS and SSA

2.11.1. Question 1 – Confirm Access

2.11.1.1. (Question 1 Variation) Initial


Social Security
John Public [Sign Out](#)

EWR Home
Reconciliation

IRS/SSA Reconciliation — Questionnaire

Progress	Status	Tax Year	Employer Identification Number (EIN)
<div style="margin-bottom: 5px;">✔ Notice Summary</div> <div style="background-color: #f0f0f0; padding: 2px;">Questionnaire</div> <div style="margin-bottom: 5px;">Review</div> <div style="margin-bottom: 5px;">Next Steps</div>	In Progress ?	[9999]	[99-9999999]

Questionnaire

The following questions will walk you through some typical causes of discrepancies between the IRS and SSA. The answers you provide will result in Next Steps to resolve your issue.

Before you begin...

- Answer each question as if you're the addressee of the IRS/SSA Reconciliation notice.
- You are encouraged to gather all your wage information related to Tax Year [9999].
- You may also want to verify the status of your reports submitted to SSA by accessing [Employer Report Status](#).
- If you need more help, review the [Employer Reconciliation Process](#).

If you need more time to answer the questions, you can Save and Exit to return another time.

* Indicates required information

1 Confirm Access

* **Do you have access to your wage information (used in W-2, W-2c, W-3 and/or W-3c) for Tax Year [9999]?**
You will need access to this wage information to resolve your discrepancy.

Yes
 No

Back

Save and Exit

If you have additional questions, please call us at 1-800-772-6270 (TTY 1-800-325-0778) between 7:00 a.m. and 7:00 p.m. Eastern time, Monday through Friday, or email us at employerinfo@ssa.gov. This email address does not accept attachments.

OMB No. 0000-0000 [Privacy Policy](#) [Accessibility Help](#)

2.11.1.2. (Question 1 Variation) No



IRS/SSA Reconciliation — Questionnaire

Progress

Notice Summary

Questionnaire

[Review](#)

[Next Steps](#)

Help

[How to Correct and Prevent Reporting Errors](#)

[Employer Reconciliation Process](#)

[Specifications for Filing Forms W-2 and W-2c \(EFW2/EFW2C\)](#)

[Check Employer Report Status](#)

[IRS.gov/Businesses](#)

[Understanding the Status](#)

Status

In Progress [?](#)

Tax Year

[9999]

Employer Identification Number (EIN)

[99-9999999]

Questionnaire

The following questions will walk you through some typical causes of discrepancies between the IRS and SSA. The answers you provide will result in Next Steps to resolve your issue.

Before you begin...

- Answer each question as if you're the addressee of the IRS/SSA Reconciliation notice.
- You are encouraged to gather all your wage information related to Tax Year [9999].
- You may also want to verify the status of your reports submitted to SSA by accessing [Employer Report Status](#).
- If you need more help, review the [Employer Reconciliation Process](#).

If you need more time to answer the questions, you can Save and Exit to return another time.

* Indicates required information

1 Confirm Access

* **Do you have access to your wage information (used in W-2, W-2c, W-3 and/or W-3c) for Tax Year [9999]?**
You will need access to this wage information to resolve your discrepancy.

Yes No

* **My Forms are not available due to**

- Extraordinary Circumstances (e.g., bankruptcy, death, or divorce)
- Catastrophe (e.g., fire, flood, or hurricane)
- Other


[Back](#)

[Save and Exit](#)

If you have additional questions, please call us at 1-800-772-6270 (TTY 1-800-325-0778) between 7:00 a.m. and 7:00 p.m. Eastern time, Monday through Friday, or email us at employerinfo@ssa.gov. This email address does not accept attachments.

OMB No. 0000-0000 [Privacy Policy](#) [Accessibility Help](#)

2.11.1.3. (Question 1 Variation) No_Other

John Public [Sign Out](#)

[EWR Home](#) [Reconciliation](#)

IRS/SSA Reconciliation — Questionnaire

Progress

- Notice Summary
- Questionnaire**
- Review
- Next Steps

Status In Progress ?	Tax Year [9999]	Employer Identification Number (EIN) [99-9999999]
--	---------------------------	---

Help

- [How to Correct and Prevent Reporting Errors](#)
- [Employer Reconciliation Process](#)
- [Specifications for Filing Forms W-2 and W-2c \(EFW2/EFW2C\)](#)
- [Check Employer Report Status](#)
- [IRS.gov/Businesses](#)
- [Understanding the Status](#)

Questionnaire

The following questions will walk you through some typical causes of discrepancies between the IRS and SSA. The answers you provide will result in Next Steps to resolve your issue.

Before you begin...

- Answer each question as if you're the addressee of the IRS/SSA Reconciliation notice.
- You are encouraged to gather all your wage information related to Tax Year [9999].
- You may also want to verify the status of your reports submitted to SSA by accessing [Employer Report Status](#).
- If you need more help, review the [Employer Reconciliation Process](#).

If you need more time to answer the questions, you can Save and Exit to return another time.

* Indicates required information

1 Confirm Access

*** Do you have access to your wage information (used in W-2, W-2c, W-3 and/or W-3c) for Tax Year [9999]?**
You will need access to this wage information to resolve your discrepancy.

Yes No

*** My Forms are not available due to**

Extraordinary Circumstances (e.g., bankruptcy, death, or divorce)

Catastrophe (e.g., fire, flood, or hurricane)

Other

*** Other - Reason**
Please describe the reason you are unable to provide a copy of Forms W-2, W-2c, W-3, and W-3c. (500 characters maximum)

Characters remaining: 500

[Continue](#) [Back](#) [Save and Exit](#)

If you have additional questions, please call us at 1-800-772-6270 (TTY 1-800-325-0778) between 7:00 a.m. and 7:00 p.m. Eastern time, Monday through Friday, or email us at employerinfo@ssa.gov. This email address does not accept attachments.

[OMB No. 0000-0000](#) [Privacy Policy](#) [Accessibility Help](#)

2.11.2. Question 2 – Confirm Wage Information

2.11.2.1. (Question 2 Variation) Initial

IRS/SSA Reconciliation — Questionnaire

Progress

- Notice Summary
- Questionnaire**
- Review
- Next Steps

Help

- [How to Correct and Prevent Reporting Errors](#)
- [Employer Reconciliation Process](#)
- [Specifications for Filing Forms W-2 and W-2c \(EFW2/EFW2C\)](#)
- [Check Employer Report Status](#)
- [IRS.gov/Businesses](#)
- [Understanding the Status](#)

Status In Progress	Tax Year [9999]	Employer Identification Number (EIN) [99-9999999]
------------------------------	---------------------------	---

Questionnaire

The following questions will walk you through some typical causes of discrepancies between the IRS and SSA. The answers you provide will result in Next Steps to resolve your issue.

Before you begin...

- Answer each question as if you're the addressee of the IRS/SSA Reconciliation notice.
- You are encouraged to gather all your wage information related to Tax Year [9999].
- You may also want to verify the status of your reports submitted to SSA by accessing [Employer Report Status](#).
- If you need more help, review the [Employer Reconciliation Process](#).

If you need more time to answer the questions, you can Save and Exit to return another time.

*Indicates required information

1 Confirm Access

• **Do you have access to your wage information (used in W-2, W-2c, W-3 and/or W-3c) for Tax Year [9999]?**
You will need access to this wage information to resolve your discrepancy.

Yes No

2 Confirm Wage Information

✖ The IRS processed more taxable Social Security and/or Medicare wages and tips for your employees than SSA processed.

The following records are associated with Tax Year [9999].

	SSA Processed	IRS Processed	Difference
Social Security Wages	[\$999999999.99]	[\$999999999.99]	[\$999999999.99]
Social Security Tips	[\$999999999.99]	[\$999999999.99]	[\$999999999.99]
Medicare Wages	[\$999999999.99]	[\$999999999.99]	[\$999999999.99]

• **Are the amounts IRS Processed, as indicated above, correct?**
 Yes No


• **Are the amounts SSA Processed, as indicated above, correct?**
 Yes No

• **Did any of your employees receive sick pay from a third party?**
 Yes No

[Back](#) [Save and Exit](#)

If you have additional questions, please call us at 1-800-772-6270 (TTY 1-800-325-0778) between 7:00 a.m. and 7:00 p.m. Eastern time, Monday through Friday, or email us at employerinfo@ssa.gov. This email address does not accept attachments.

2.11.2.2. (Question 2 Variation) Sick Pay_No


Social Security
John Public [Sign Out](#)

EWR Home
[Reconciliation](#)

IRS/SSA Reconciliation — Questionnaire

Progress

✔ Notice Summary

Questionnaire

[Review](#)

[Next Steps](#)

Help

[How to Correct and Prevent Reporting Errors](#)

[Employer Reconciliation Process](#)

[Specifications for Filing Forms W-2 and W-2c \(EFW2/EFW2C\)](#)

[Check Employer Report Status](#)

[IRS.gov/Businesses](#)

[Understanding the Status](#)

Status	In Progress ?	Tax Year	[9999]
		Employer Identification Number (EIN)	[99-9999999]

Questionnaire

The following questions will walk you through some typical causes of discrepancies between the IRS and SSA. The answers you provide will result in Next Steps to resolve your issue.

Before you begin...

- Answer each question as if you're the addressee of the IRS/SSA Reconciliation notice.
- You are encouraged to gather all your wage information related to Tax Year [9999].
- You may also want to verify the status of your reports submitted to SSA by accessing [Employer Report Status](#).
- If you need more help, review the [Employer Reconciliation Process](#).

If you need more time to answer the questions, you can Save and Exit to return another time.

* Indicates required information

1 Confirm Access

* **Do you have access to your wage information (used in W-2, W-2c, W-3 and/or W-3c) for Tax Year [9999]?**
You will need access to this wage information to resolve your discrepancy.

Yes No

2 Confirm Wage Information

✖ **The IRS processed more taxable Social Security and/or Medicare wages and tips for your employees than SSA processed.**

The following records are associated with Tax Year [9999].

	SSA Processed	IRS Processed	Difference
Social Security Wages	[\$999999999.99]	[\$999999999.99]	[\$999999999.99]
Social Security Tips	[\$999999999.99]	[\$999999999.99]	[\$999999999.99]
Medicare Wages	[\$999999999.99]	[\$999999999.99]	[\$999999999.99]

* **Are the amounts IRS Processed, as indicated above, correct?**

Yes No

* **Are the amounts SSA Processed, as indicated above, correct?**

Yes No

* **Did any of your employees receive sick pay from a third party?**

Yes No

Continue


Back

Save and Exit

If you have additional questions, please call us at 1-800-772-6270 (TTY 1-800-325-0778) between 7:00 a.m. and 7:00 p.m. Eastern time, Monday through Friday, or email us at employerinfo@ssa.gov. This email address does not accept attachments.

OMB No. 0000-0000 [Privacy Policy](#) [Accessibility Help](#)

2.11.2.3. (Question 2 Variation) Sick Pay_Yes


Social Security
John Public [Sign Out](#)

[EWR Home](#)
[Reconciliation](#)

IRS/SSA Reconciliation — Questionnaire

Progress

- ✔ Notice Summary
- Questionnaire**
- Review
- Next Steps

Help

- [How to Correct and Prevent Reporting Errors](#)
- [Employer Reconciliation Process](#)
- [Specifications for Filing Forms W-2 and W-2c \(EFW2/EFW2C\)](#)
- [Check Employer Report Status](#)
- [IRS.gov/Businesses](#)
- [Understanding the Status](#)

Status
In Progress ?

Tax Year
[9999]

Employer Identification Number (EIN)
[99-9999999]

Questionnaire

The following questions will walk you through some typical causes of discrepancies between the IRS and SSA. The answers you provide will result in Next Steps to resolve your issue.

Before you begin...

- Answer each question as if you're the addressee of the IRS/SSA Reconciliation notice.
- You are encouraged to gather all your wage information related to Tax Year [9999].
- You may also want to verify the status of your reports submitted to SSA by accessing [Employer Report Status](#).
- If you need more help, review the [Employer Reconciliation Process](#).

If you need more time to answer the questions, you can Save and Exit to return another time.

* Indicates required information

1 Confirm Access

* Do you have access to your wage information (used in W-2, W-2c, W-3 and/or W-3c) for Tax Year [9999]?
You will need access to this wage information to resolve your discrepancy.

Yes No

2 Confirm Wage Information

* The IRS processed more taxable Social Security and/or Medicare wages and tips for your employees than SSA processed.

The following records are associated with Tax Year [9999].

	SSA Processed	IRS Processed	Difference
Social Security Wages	[\$99999999.99]	[\$99999999.99]	[\$99999999.99]
Social Security Tips	[\$99999999.99]	[\$99999999.99]	[\$99999999.99]
Medicare Wages	[\$99999999.99]	[\$99999999.99]	[\$99999999.99]

* Are the amounts IRS Processed, as indicated above, correct?
 Yes No

* Are the amounts SSA Processed, as indicated above, correct?
 Yes No

* Did any of your employees receive sick pay from a third party?
 Yes No

Sick Pay Provider
Please provide the following information related to the Third Party Provider who paid sick pay.

* Third Party Provider Name * Third Party EIN * Sick Pay Amount

Continue
Back
Save and Exit

If you have additional questions, please call us at 1-800-772-6270 (TTY 1-800-325-0778) between 7:00 a.m. and 7:00 p.m. Eastern time, Monday through Friday, or email us at employerinfo@ssa.gov. This email address does not accept attachments.

OMB No. 0000-0000 [Privacy Policy](#) [Accessibility Help](#)

2.11.3. Questionnaire Component - Status Help Tooltip



IRS/SSA Reconciliation — Questionnaire

Progress

Notice Summary

Questionnaire

[Review](#)

[Next Steps](#)

Help

[How to Correct and Prevent Reporting Errors](#)

[Employer Reconciliation Process](#)

[Specifications for Filing Forms W-2 and W-2c \(EFW2/EFW2C\)](#)

[Check Employer Report Status](#)

[IRS.gov/Businesses](#)

[Understanding the Status](#)

Status

In Progress

Tax Year

[9999]

Employer Identification Number (EIN)

[99-9999999]

Action Needed

Question

[Finish Questionnaire](#)

The following questions are the typical causes of discrepancies between the IRS and SSA. The answers you provide will result in Next Steps to resolve your issue.

Before you begin...

- Answer each question as if you're the addressee of the IRS/SSA Reconciliation notice.
- You are encouraged to gather all your wage information related to Tax Year [9999].
- You may also want to verify the status of your reports submitted to SSA by accessing [Employer Report Status](#).
- If you need more help, review the [Employer Reconciliation Process](#).

If you need more time to answer the questions, you can Save and Exit to return another time.

* Indicates required information

1 Confirm Access

* **Do you have access to your wage information (used in W-2, W-2c, W-3 and/or W-3c) for Tax Year [9999]?**

You will need access to this wage information to resolve your discrepancy.

Yes No

[Back](#)

[Save and Exit](#)

If you have additional questions, please call us at 1-800-772-6270 (TTY 1-800-325-0778) between 7:00 a.m. and 7:00 p.m. Eastern time, Monday through Friday, or email us at employerinfo@ssa.gov. This email address does not accept attachments.

2.11.4. Questionnaire Component - Save and Exit Message

The screenshot shows the Social Security website interface for the IRS/SSA Reconciliation Questionnaire. At the top, the Social Security logo is on the left, and the user's name 'John Public' and a 'Sign Out' link are on the right. Below the logo, there are navigation links for 'EWR Home' and 'Reconciliation'. The main heading is 'IRS/SSA Reconciliation — Questionnaire'. On the left side, there is a 'Progress' sidebar with a 'Notice Summary' (checked), a 'Questionnaire' section with 'Review' and 'Next Steps' options, and a 'Help' section with links for 'How to Correct and Prevent Reporting Errors', 'Employer Reconciliation Process', 'Specifications for Filing Forms W-2 and W-2c (EFW2/EFW2C)', 'Check Employer Report Status', 'IRS.gov/Businesses', and 'Understanding the Status'. The main content area shows the 'Status' as 'In Progress', 'Tax Year' as '[9999]', and 'Employer Identification Number (EIN)' as '[99-9999999]'. The 'Questionnaire' section includes instructions and a 'Before you begin...' section with bullet points. A confirmation dialog box is overlaid on the page, asking 'Are you sure you want to save and exit?'. The dialog text states: 'Your questionnaire has not been submitted and it will not be processed at this time. "Yes, I Want to Exit" saves the information you have entered on your questionnaire and allows you to complete and submit your questionnaire later. Display options: "Yes, I Want to Exit" or "No, Return to Questionnaire"'. The dialog has two buttons: 'Yes, I Want to Exit' (highlighted in blue) and 'No, Return to Questionnaire'. Below the dialog, the questionnaire form is partially visible, showing a '1 Confirm' step with a question: 'Do you have a Tax Year [9999]?' and radio buttons for 'Yes' and 'No'. A '2 Confirm Self-Employment Status' step is also visible with the question: 'Were you self-employed for the Tax Year [9999]?' and radio buttons for 'Yes' and 'No'. At the bottom of the form, there are 'Back' and 'Save and Exit' buttons. A footer contains contact information: 'If you have additional questions, please call us at 1-800-772-6270 (TTY 1-800-325-0778) between 7:00 a.m. and 7:00 p.m. Eastern time, Monday through Friday, or email us at employerinfo@ssa.gov. This email address does not accept attachments.' and links for 'OMB No. 0000-0000', 'Privacy Policy', and 'Accessibility Help'.

2.12. Review - No Record of Employees' Earnings



IRS/SSA Reconciliation — Review

Progress

Notice Summary

Questionnaire

Review

Next Steps

Help

[How to Correct and Prevent Reporting Errors](#)

[Employer Reconciliation Process](#)

[Specifications for Filing Forms W-2 and W-2c \(EFW2/EFW2C\)](#)

[Check Employer Report Status](#)

[IRS.gov/Businesses](#)

[Understanding the Status](#)

Status

In Progress [?](#)

Tax Year

[9999]

Employer Identification Number (EIN)

[99-9999999]

Review and Submit your Response

To make changes, please select the "Edit" button for the corresponding question. Submitting your response will determine Next Steps to resolve your issue.

1 Confirm Access [Edit](#)

Do you have access to your wage information (used in W-2, W-2c, W-3 and/or W-3c) for Tax Year [9999]? : **No**

My forms are not available due to : **Other**

Other - Reason : **[Lorem ipsum dolor sit amet, consectetur adipiscing elit. Aenean euismod bibendum laoreet. Proin gravida dolor sit amet lacus accumsan et viverra justo commodo. Proin sodales pulvinar sic tempor. Sociis natoque penatibus et magnis dis parturient montes, nascetur ridiculus mus. Lorem ipsum dolor sit amet, consectetur adipiscing elit. Aenean euismod bibendum laoreet. Proin gravida dolor sit amet lacus accumsan et viverra justo commodo. Proin sodales pulvinar sic tempor. Sociis natoque penatibus et magnis dis parturient montes, nascetur ridiculus mus. Lorem ipsum dolor sit amet.]**

2 Confirm Self-Employment Status [Edit](#)

Were you self-employed for the Tax Year [9999]? : **Yes**

What was the circumstance of your self-employment? : **I had employees working for me during the tax year (including myself).**

3 Confirm Filing Status [Edit](#)

Did you file wages with SSA for Tax Year [9999]? : **Yes**

If available, please provide the Wage File Identifier (WFID). : **Not Answered**

4 Confirm Employer Identification Number (EIN) [Edit](#)

Did you file under the Employer Identification Number (EIN) [99-9999999]? : **No**

Why did you file under a different EIN? : **IRS assigned more than one EIN for my business/ organization and I filed wages under that other EIN.**

Please specify the other EIN. : **[99-9999999]**

[Submit](#)


[Back](#)

[Save and Exit](#)

If you have additional questions, please call us at 1-800-772-6270 (TTY 1-800-325-0778) between 7:00 a.m. and 7:00 p.m. Eastern time, Monday through Friday, or email us at employerinfo@ssa.gov. This email address does not accept attachments.

OMB No. 0000-0000 [Privacy Policy](#) [Accessibility Help](#)

2.13. Review - Discrepancy between IRS and SSA


Social Security
John Public [Sign Out](#)

EWR Home
Reconciliation

IRS/SSA Reconciliation — Review

Progress	Status	Tax Year	Employer Identification Number (EIN)
<ul style="list-style-type: none"> <input checked="" type="checkbox"/> Notice Summary <input checked="" type="checkbox"/> Questionnaire <li style="background-color: #f0f0f0;">Review Next Steps 	In Progress ?	[9999]	[99-9999999]

Review and Submit your Response

To make changes, please select the "Edit" button for the corresponding question. Submitting your response will determine Next Steps to resolve your issue.

1 Confirm Access
Edit

Do you have access to your wage information (used in W-2, W-2c, W-3 and/or W-3c) for Tax Year [9999]? : **No**

My forms are not available due to : **Other**

Other - Reason : **[Lorem ipsum dolor sit amet, consectetur adipiscing elit. Aenean euismod bibendum laoreet. Proin gravida dolor sit amet lacus accumsan et viverra justo commodo. Proin sodales pulvinar sic tempor. Sociis natoque penatibus et magnis dis parturient montes, nascetur ridiculus mus. Lorem ipsum dolor sit amet, consectetur adipiscing elit. Aenean euismod bibendum laoreet. Proin gravida dolor sit amet lacus accumsan et viverra justo commodo. Proin sodales pulvinar sic tempor. Sociis natoque penatibus et magnis dis parturient montes, nascetur ridiculus mus. Lorem ipsum dolor sit amet.]**

2 Confirm Wage Information
Edit

Are the amounts IRS Processed, as indicated above, correct? : **Yes**

Are the amounts SSA Processed, as indicated above, correct? : **No**

Did any of your employees receive sick pay from a third party? **Yes**

Sick Pay Provider

Third Party Provider Name : **[Answer]**

Third Party EIN : **[Answer]**


Sick Pay Amount : **[Answer]**

Submit
Back
Save and Exit

If you have additional questions, please call us at 1-800-772-6270 (TTY 1-800-325-0778) between 7:00 a.m. and 7:00 p.m. Eastern time, Monday through Friday, or email us at employerinfo@ssa.gov. This email address does not accept attachments.

OMB No. 0000-0000 [Privacy Policy](#) [Accessibility Help](#)

2.14. Next Steps - Acknowledge Only Path


Social Security
John Public [Sign Out](#)

[EWR Home](#)
[Reconciliation](#)

IRS/SSA Reconciliation — Next Steps

i You have acknowledged your IRS/SSA Reconciliation issue and a Case ID has been created.

Take action to resolve your discrepancy by the date listed below.

Action Needed By: **November 7, 2021**

Acknowledged On: **September 24, 2021 11:11AM**

Reconciliation Case ID: **123456**

Use the print below to print your full Reconciliation Case, including your notice summary and next steps for resolution.

[Print Reconciliation Case](#)

Progress

- ✔ Notice Summary
- ! Questionnaire
- Review
- Next Steps**

Help

- [How to Correct and Prevent Reporting Errors](#)
- [Employer Reconciliation Process](#)
- [Specifications for Filing Forms W-2 and W-2c \(EPW2/EPW2C\)](#)
- [Check Employer Report Status](#)
- [IRS.gov/Businesses](#)
- [Understanding the Status](#)

Status	Tax Year	Employer Identification Number (EIN)
Action ?	[9999]	[99-9999999]

Next Steps

You indicated you understand what you need to do to resolve your discrepancy.

Please reconcile your wages by [45+date of notice].
 Correct this within 45 days of this notice, [DATE OF NOTICE]. Failure to report accurate wage information to SSA could affect entitlement to, the amount of Social Security benefits, and Medicare eligibility for employees, and could result in penalties from the IRS.

If you need more help...

[Answer the Questionnaire](#)

The questionnaire will help you analyze your issue and determine how to resolve your discrepancy. Some issues, such as loss of records, may be resolved by the questionnaire.

Resources for Reconciling Discrepancies

- Check your SSA Wage Status**
 Employer Report Status - Verify your wages were submitted to SSA and are without errors
- Submit Wages to SSA**
 Forms [W-2/W-3 Online](#) - Create and submit Forms W-2/W-3
- Submit Corrected Wages to SSA**
 Forms [W-2c/W-3c Online](#) - Create and submit corrected Forms W-2c/W-3c
- Submit Wages or Corrected Wages to SSA**
 Upload Formatted Wage File - Submit an EPW2 formatted wage file for your Forms W-2/W-3 or corrected Forms W-2c/W-3c
- Contact SSA**
 Please call us at 1-800-772-6270 (TTY 1-800-325-0778) between 7:00 a.m. and 7:00 p.m. Eastern time, Monday through Friday, or email us at employerinfo@ssa.gov. This email address does not accept attachments.


i Please note this email mailbox is not a secure means of communication with us. It is possible that information you include in an email could be intercepted by others outside of SSA and used by those third parties for purposes you did not intend. For this reason, please limit personal information about both yourself and others when transmitting information to us via email. Please include only the minimal information that is necessary and do not include any Social Security numbers in the email.

- Contact IRS to Correct Employment Taxes**
[IRS.gov/Businesses](#) - For issues with Forms 941, 943, 944, or Form 1040/Schedule H Household Employment Taxes

[Return to Reconciliation Home](#)
[Answer the Questionnaire](#)
[Return to EWR Home](#)

2.15. Next Steps - No Record of Employees' Earnings Path

2.15.1. NR1_Contact Us


Social Security
John Public [Sign Out](#)

EWR Home
Reconciliation

IRS/SSA Reconciliation — Next Steps

Information You have acknowledged your IRS/SSA Reconciliation Issue and a Case ID has been created.

Take action to resolve your discrepancy by the date listed below.

Action Needed By: **November 7, 2021**

Acknowledged On: **September 24, 2021 11:11AM**

Reconciliation Case ID: **123456**

Use the print below to print your full Reconciliation Case, including your notice summary and next steps for resolution.

[Print Reconciliation Case](#)

Progress

- Notice Summary
- Questionnaire
- Review
- Next Steps**

Help

- [How to Correct and Prevent Reporting Errors](#)
- [Employer Reconciliation Process](#)
- [Specifications for Filing Forms W-2 and W-2c \(EFW2/EFW2C\)](#)
- [Check Employer Report Status](#)
- [IRS.gov/Businesses](#)
- [Understanding the Status](#)

Status	Tax Year	Employer Identification Number (EIN)
Action - SSA +	[9999]	[99-9999999]

Next Steps

Based on your answers, it appears additional assistance is needed to resolve your discrepancy.

Contact the Social Security Administration to resolve your discrepancy.

Please call SSA at 1-800-772-6270 (TTY 1-800-325-0778) between 7:00 a.m. and 7:00 p.m. Eastern time, Monday through Friday, or email us at employerinfo@ssa.gov. This email address does not accept attachments.

Please take action by (46+date of notice).

Correct this within 45 days of this notice, (DATE OF NOTICE). Failure to report accurate wage information to SSA could affect entitlement to, the amount of Social Security benefits, and Medicare eligibility for employees, and could result in penalties from the IRS.

Resources for Reconciling Discrepancies

Check your 88A Wage Status

[Employer Report Status](#) - Verify your wages were submitted to SSA and are without errors

Submit Wages to 88A

[Forms W-2/W-3 Online](#) - Create and submit Forms W-2/W-3

Submit Corrected Wages to 88A

[Forms W-2c/W-3c Online](#) - Create and submit **corrected** Forms W-2c/W-3c

Submit Wages or Corrected Wages to 88A

[Upload Formatted Wage File](#) - Submit an EFW2 formatted wage file for your Forms W-2/W-3 or corrected Forms W-2c/W-3c

Contact 88A

Please call us at 1-800-772-6270 (TTY 1-800-325-0778) between 7:00 a.m. and 7:00 p.m. Eastern time, Monday through Friday, or email us at employerinfo@ssa.gov. This email address does not accept attachments.

Information Please note this email mailbox is not a secure means of communication with us. It is possible that information you include in an email could be intercepted by others outside of SSA and used by those third parties for purposes you did not intend. For this reason, please limit personal information about both yourself and others when transmitting information to us via email. Please include only the minimal information that is necessary and do not include any Social Security numbers in the email.

Contact IRS to Correct Employment Taxes

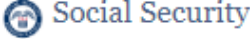
[IRS.gov/Businesses](#) - For issues with Forms 941, 943, 944, or Form 1040/Schedule H Household Employment Taxes

Return to Reconciliation Home
Return to EWR Home

If you have additional questions, please call us at 1-800-772-6270 (TTY 1-800-325-0778) between 7:00 a.m. and 7:00 p.m. Eastern time, Monday through Friday, or email us at employerinfo@ssa.gov. This email address does not accept attachments.

OMB No. 0000-0000
[Privacy Policy](#)
[Privacy Act Statement](#)
[Accessibility Help](#)

2.15.2. NR2_IRS

John Public Sign Out

[EWR Home](#) [Reconciliation](#)

IRS/SSA Reconciliation — Next Steps

1 You have acknowledged your IRS/SSA Reconciliation Issue and a Case ID has been created.

Take action to resolve your discrepancy.
Acknowledged On: **September 24, 2021 11:11AM**
Reconciliation Case ID: **123456**

Use the print below to print your full Reconciliation Case, including your notice summary and next steps for resolution.
[Print Reconciliation Case](#)

Progress

- ✓ Notice Summary
- ✓ Questionnaire
- ✓ Review

Next Steps

Help

- [How to Correct and Prevent Reporting Errors](#)
- [Employer Reconciliation Process](#)
- [Specifications for Filing Forms W-2 and W-2c \(EFW2/EFW2C\)](#)
- [Check Employer Report Status](#)
- [IRS.gov/Businesses](#)
- [Understanding the Status](#)

Status	Tax Year	Employer Identification Number (EIN)
Action - IRS 1	[9999]	[99-9999999]

Next Steps

Your answers indicate you were self-employed for Tax Year [9999] and were not required to submit Forms W-2/W-3 to SSA.

Contact the Internal Revenue Service at [IRS.gov/Businesses](#) for assistance in resolving the discrepancy and for your due date information. No further action is needed with SSA.

Failure to take action to resolve the discrepancy with the IRS may result in penalties.

Resources for Reconciling Discrepancies

- Check your SSA Wage Status**
[Employer Report Status](#) - Verify your wages were submitted to SSA and are without errors
- Submit Wages to SSA**
[Forms W-2/W-3 Online](#) - Create and submit Forms W-2/W-3
- Submit Corrected Wages to SSA**
[Forms W-2c/W-3c Online](#) - Create and submit corrected Forms W-2c/W-3c
- Submit Wages or Corrected Wages to SSA**
[Upload Formatted Wage File](#) - Submit an EFW2 formatted wage file for your Forms W-2/W-3 or corrected Forms W-2c/W-3c
- Contact SSA**
Please call us at 1-800-772-6270 (TTY 1-800-325-0778) between 7:00 a.m. and 7:00 p.m. Eastern time, Monday through Friday, or email us at employerinfo@ssa.gov. This email address does not accept attachments.

1 Please note this email mailbox is not a secure means of communication with us. It is possible that information you include in an email could be intercepted by others outside of SSA and used by those third parties for purposes you did not intend. For this reason, please limit personal information about both yourself and others when transmitting information to us via email. Please include only the minimal information that is necessary and do not include any Social Security numbers in the email.

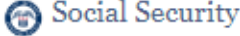
- Contact IRS to Correct Employment Taxes**
[IRS.gov/Businesses](#) - For issues with Forms 941, 943, 944, or Form 1040/Schedule H Household Employment Taxes

[Return to Reconciliation Home](#) [Return to EWR Home](#)

If you have additional questions, please call us at 1-800-772-6270 (TTY 1-800-325-0778) between 7:00 a.m. and 7:00 p.m. Eastern time, Monday through Friday, or email us at employerinfo@ssa.gov. This email address does not accept attachments.

[OMB No. 0000-0000](#) [Privacy Policy](#) [Privacy Act Statement](#) [Accessibility Help](#)

2.15.3. NR3_Submit

John Public Sign Out

[EWR Home](#) [Reconciliation](#)

IRS/SSA Reconciliation — Next Steps

i You have acknowledged your IRS/SSA Reconciliation issue and a Case ID has been created.

Take action to resolve your discrepancy by the date listed below.

Action Needed By: **November 7, 2021**

Acknowledged On: **September 24, 2021 11:11AM**

Reconciliation Case ID: **123456**

Use the print below to print your full Reconciliation Case, including your notice summary and next steps for resolution.

[Print Reconciliation Case](#)

Progress	Status	Tax Year	Employer Identification Number (EIN)
<ul style="list-style-type: none"><li data-bbox="370 636 565 657"><input checked="" type="checkbox"/> Notice Summary<li data-bbox="370 678 565 699"><input checked="" type="checkbox"/> Questionnaire<li data-bbox="370 720 565 741"><input checked="" type="checkbox"/> Review<li data-bbox="370 751 565 772">Next Steps	Action - SSA i	[9999]	[99-9999999]

Help

- [How to Correct and Prevent Reporting Errors](#)
- [Employer Reconciliation Process](#)
- [Specifications for Filing Forms W-2 and W-2c \(EFW2/EFW2C\)](#)
- [Check Employer Report Status](#)
- [IRS.gov/Businesses](#)
- [Understanding the Status](#)

Next Steps

Your answers indicate you did not submit Forms W-2/W-3 to SSA for Tax Year [9999].

You must take action to resolve the discrepancy with SSA.

1. **Submit Wages to SSA**
 - Use Forms W-2c/W-3c Online or Upload Formatted Wage File

Please reconcile your wages by [45+date of notice].
Correct this within 45 days of this notice, [DATE OF NOTICE]. Failure to report accurate wage information to SSA could affect entitlement to, the amount of Social Security benefits, and Medicare eligibility for employees, and could result in penalties from the IRS.

Resources for Reconciling Discrepancies

Check your SSA Wage Status

[Employer Report Status](#) - Verify your wages were submitted to SSA and are without errors

Submit Wages to SSA

[Forms W-2/W-3 Online](#) - Create and submit Forms W-2/W-3

Submit Corrected Wages to SSA

[Forms W-2c/W-3c Online](#) - Create and submit corrected Forms W-2c/W-3c

Submit Wages or Corrected Wages to SSA

[Upload Formatted Wage File](#) - Submit an EFW2 formatted wage file for your Forms W-2/W-3 or corrected Forms W-2c/W-3c

Contact SSA

Please call us at 1-800-772-6270 (TTY 1-800-325-0778) between 7:00 a.m. and 7:00 p.m. Eastern time, Monday through Friday, or email us at employerinfo@ssa.gov. This email address does not accept attachments.

i Please note this email mailbox is not a secure means of communication with us. It is possible that information you include in an email could be intercepted by others outside of SSA and used by those third parties for purposes you did not intend. For this reason, please limit personal information about both yourself and others when transmitting information to us via email. Please include only the minimal information that is necessary and do not include any Social Security numbers in the email.

Contact IRS to Correct Employment Taxes

[IRS.gov/Businesses](#) - For issues with Forms 941, 943, 944, or Form 1040/Schedule H Household Employment Taxes

Return to Reconciliation Home Return to EWR Home

If you have additional questions, please call us at 1-800-772-6270 (TTY 1-800-325-0778) between 7:00 a.m. and 7:00 p.m. Eastern time, Monday through Friday, or email us at employerinfo@ssa.gov. This email address does not accept attachments.


OMB No. 0000-0000 [Privacy Policy](#) [Privacy Act Statement](#) [Accessibility Help](#)

ODT/DUEA/UXG

47

2.15.4. NR4_Correction EIN

2.15.4.1. Detailed Instructions collapsed


Social Security
John Public [Sign Out](#)

[EWR Home](#)
[Reconciliation](#)

IRS/SSA Reconciliation — Next Steps

Information: You have acknowledged your IR8/88A Reconciliation Issue and a Case ID has been created.

Take action to resolve your discrepancy by the date listed below.

Action Needed By: **November 7, 2021**

Acknowledged On: **September 24, 2021 11:11AM**

Reconciliation Case ID: **128458**

Use the print below to print your full Reconciliation Case, including your notice summary and next steps for resolution.

[Print Reconciliation Case](#)

Progress	Status	Tax Year	Employer Identification Number (EIN)
<ul style="list-style-type: none"> <input checked="" type="checkbox"/> Notice Summary <input checked="" type="checkbox"/> Questionnaire <input checked="" type="checkbox"/> Review <li style="background-color: #e0f2f1;">Next Steps 	Action - SSA i	[9999]	[99-9999999]

Next Steps

Your answers indicate the Employer Identification Number (EIN) [99-9999999] provided to SSA is incorrect.

You must take action to update 88A to match the EIN provided to the IR8.

- Submit Corrected Wages to 88A**
 - To correct an EIN on a previously submitted Form W-2/W-3, you must submit two sets of Forms W-2c/W-3c. [See detailed instructions below.](#)
 - Use Forms W-2c/W-3c Online or Upload Formatted Wage File

[View detailed instructions for correcting your EIN](#)

Please reconcile your wages by [45+date of notice].
Correct this within 45 days of this notice, (DATE OF NOTICE). Failure to report accurate wage information to SSA could affect entitlement to, the amount of Social Security benefits, and Medicare eligibility for employees, and could result in penalties from the IRS.

Resources for Reconciling Discrepancies

Check your 88A Wage Status
[Employer Report Status](#) - Verify your wages were submitted to SSA and are without errors

Submit Wages to 88A
[Forms W-2/W-3 Online](#) - Create and submit Forms W-2/W-3

Submit Corrected Wages to 88A
[Forms W-2c/W-3c Online](#) - Create and submit corrected Forms W-2c/W-3c

Submit Wages or Corrected Wages to 88A
[Upload Formatted Wage File](#) - Submit an EFW2 formatted wage file for your Forms W-2/W-3 or corrected Forms W-2c/W-3c

Contact 88A
Please call us at 1-800-772-6270 (TTY 1-800-325-0778) between 7:00 a.m. and 7:00 p.m. Eastern time, Monday through Friday, or email us at employerinfo@ssa.gov. This email address does not accept attachments.

Information: Please note this email mailbox is not a secure means of communication with us. It is possible that information you include in an email could be intercepted by others outside of SSA and used by those third parties for purposes you did not intend. For this reason, please limit personal information about both yourself and others when transmitting information to us via email. Please include only the minimal information that is necessary and do not include any Social Security numbers in the email.

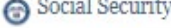
Contact IR8 to Correct Employment Taxes
[IRS.gov/Businesses](#) - For issues with Forms 941, 943, 944, or Form 1040/Schedule H Household Employment Taxes

Return to Reconciliation Home
Return to EWR Home

If you have additional questions, please call us at 1-800-772-6270 (TTY 1-800-325-0778) between 7:00 a.m. and 7:00 p.m. Eastern time, Monday through Friday, or email us at employerinfo@ssa.gov. This email address does not accept attachments.

OMB No. 0000-0000 [Privacy Policy](#) [Privacy Act Statement](#) [Accessibility Help](#)

2.15.4.2. Detailed Instructions expanded


John Public [Sign Out](#)

[EOPR Home](#) [Reconciliation](#)

IRS/SSA Reconciliation — Next Steps

1 You have acknowledged your IRS/SSA Reconciliation issue and a Case ID has been created.

Take action to resolve your discrepancy by the date listed below.

Action Needed By: **November 7, 2021**

Acknowledged On: **September 24, 2021 11:11AM**

Reconciliation Case ID: **123456**

Use the print below to print your full Reconciliation Case, including your notice summary and next steps for resolution.

[Print Reconciliation Case](#)

Progress

- ✔ Notice Summary
- ✔ Questionnaire
- ✔ Review
- Next Steps**

Help

- [How to Correct and Prevent Reporting Errors](#)
- [Employer Reconciliation Process](#)
- [Specifications for Filing Forms W-2 and W-3c \(EFW2/EFW3c\)](#)
- [Check Employer Report Status](#)
- [IRS.gov/Businesses](#)
- [Understanding the Status](#)

Status
Action - SSA 🔗

Tax Year
[2020]

Employer Identification Number (EIN)
[00-0000000]

Next Steps

Your answers indicate the Employer Identification Number (EIN) [00-0000000] provided to SSA is incorrect.

You must take action to update SSA to match the EIN provided to the IRS.

1. Submit Corrected Wages to SSA

- To correct an EIN on a previously submitted Form W-2/W-3, you must submit two sets of Forms W-2c/W-3c. [See detailed instructions below](#)
- Use Forms W-2c/W-3c Online or Upload Formatted Wage File

▲ Hide detailed instructions for correcting your EIN

To correct an EIN on a previously submitted Form W-2/W-3, you must submit two sets of Forms W-2c/W-3c:

1. Submit one Form W-3c along with a Form W-2c for each affected employee.
 - On the Form W-3c, enter the incorrect EIN originally reported to SSA.
 - Enter the original money amounts into "Previously Reported".
 - For the money amounts in the "Correct Information," enter zeros.
2. Submit a second Form W-3c along with a second Form W-2c for each affected employee.
 - On the Form W-3c, enter the correct EIN in box w. *(Note: Please refer to the EIN featured in Question 3 of your Questionnaire)*
 - Enter zeros in the "Previously Reported" boxes, and enter the correct money amounts in the "Correct Information" boxes.

If you need more help...

- [IRS Forms & Instructions \(www.irs.gov/forms-instructions\)](#)
 - [More details found in General Instructions for Forms W-2 and W-3](#)
- [EFW2c Publication \(www.irs.gov/efw2c/efw2c.htm\)](#)
 - [Instructions for correcting your EIN by uploading a formatted wage file](#)

Please reconcile your wages by 45 days of notice.

Correct this within 45 days of this notice. (DATE OF NOTICE). Failure to report accurate wage information to SSA could affect entitlement to the amount of Social Security benefits, and Medicare eligibility for employees, and could result in penalties from the IRS.

Resources for Reconciling Discrepancies

Check your SSA Wage Status
[Employer Report Status](#) - Verify your wages were submitted to SSA and are without errors

Submit Wages to SSA
[Forms W-2/W-3 Online](#) - Create and submit Forms W-2/W-3

Submit Corrected Wages to SSA
[Forms W-2c/W-3c Online](#) - Create and submit corrected Forms W-2c/W-3c

Submit Wages or Corrected Wages to SSA
[Upload Formatted Wage File](#) - Submit an EFW2 formatted wage file for your Forms W-2/W-3 or corrected Forms W-2c/W-3c

Contact SSA
Please call us at 1-800-772-6270 (TTY: 1-800-325-0778) between 7:00 a.m. and 7:00 p.m. Eastern time, Monday through Friday, or email us at employinfo@ssa.gov. This email address does not accept attachments.

1 Please note this email method is not a secure means of communication with us. It is possible that information you include in an email could be intercepted by others outside of SSA and used by those third parties for purposes you did not intend. For this reason, please limit personal information about both yourself and others when transmitting information to us via email. Please include only the minimal information that is necessary and do not include any Social Security numbers in the email.


Contact IRS to Correct Employment Taxes
[IRS.gov/Businesses](#) - For issues with Forms 941, 943, 944, or Form 1040/Schedule H Household Employment Taxes

Return to Reconciliation Home
Return to EOPR Home

If you have additional questions, please call us at 1-800-772-6270 (TTY: 1-800-325-0778) between 7:00 a.m. and 7:00 p.m. Eastern time, Monday through Friday, or email us at employinfo@ssa.gov. This email address does not accept attachments.


OMB No. 0000-0000 [Privacy Policy](#) [Privacy Act Statement](#) [Accessibility Help](#)


2.15.5. NR5_No Further Action

 **Social Security** John Public [Sign Out](#)





[EWR Home](#) [Reconciliation](#)

IRS/SSA Reconciliation — Next Steps

 **Your response was submitted.**
No additional user action is required.

 **You have acknowledged your IRS/SSA Reconciliation issue and a Case ID has been created.**
Acknowledged On: **September 24, 2021 11:11AM**
Reconciliation Case ID: **123456**

Use the print below to print your full Reconciliation Case, including your notice summary and next steps for resolution.
[Print Reconciliation Case](#)

Progress	Status	Tax Year	Employer Identification Number (EIN)
<ul style="list-style-type: none"> Notice Summary Questionnaire Review <p style="text-align: center;">Next Steps</p>	No Action 	[9999]	[99-9999999]






Next Steps

Your answers indicate you are no longer able to access the W-3/W-2 data for the Employer Identification Number (EIN) [99-9999999] and Tax Year [9999].

Based on your response, the Social Security Administration (SSA) is closing its inquiry. Information concerning missing or deficient Forms W-2/W-3 will be forwarded to the Internal Revenue Service (IRS). The IRS may initiate its own investigation based on its rules and may contact you for additional information regarding these Forms W-2/W-3.

[Return to Reconciliation Home](#) [Return to EWR Home](#)


Help

-  [How to Correct and Prevent Reporting Errors](#)
-  [Employer Reconciliation Process](#)
-  [Specifications for Filing Forms W-2 and W-2c \(EFW2/EFW2C\)](#)
-  [Check Employer Report Status](#)
-  [IRS.gov/Businesses](#)
- [Understanding the Status](#)

If you have additional questions, please call us at 1-800-772-6270 (TTY 1-800-325-0778) between 7:00 a.m. and 7:00 p.m. Eastern time, Monday through Friday, or email us at employerinfo@ssa.gov. This email address does not accept attachments.


[OMB No. 0000-0000](#) [Privacy Policy](#) [Accessibility Help](#)


2.15.6. NR6_SSA Calls You

 **Social Security** John Public [Sign Out](#)





[EWR Home](#) [Reconciliation](#)

IRS/SSA Reconciliation — Next Steps

 **Your response was submitted.**
No additional user action is required.

 **You have acknowledged your IRS/SSA Reconciliation issue and a Case ID has been created.**
Acknowledged On: **September 24, 2021 11:11AM**
Reconciliation Case ID: **123456**

Use the print below to print your full Reconciliation Case, including your notice summary and next steps for resolution.
[Print Reconciliation Case](#)

Progress	Status	Tax Year	Employer Identification Number (EIN)
<ul style="list-style-type: none"> Notice Summary Questionnaire Review <p style="text-align: center;">Next Steps</p>	No Action 	[9999]	[99-9999999]






Next Steps

Your answers indicate you did not file with SSA under the Employer Identification Number (EIN) assigned to your Business Services Online (BSO) User ID. You provided EIN [99-9999999].

No further action is necessary with the Social Security Administration. SSA will review the information you provided. You will be contacted by SSA if additional action is needed.

[Return to Reconciliation Home](#) [Return to EWR Home](#)

Help

-  [How to Correct and Prevent Reporting Errors](#)
-  [Employer Reconciliation Process](#)
-  [Specifications for Filing Forms W-2 and W-2c \(EFW2/EFW2C\)](#)
-  [Check Employer Report Status](#)
-  [IRS.gov/Businesses](#)
- [Understanding the Status](#)

If you have additional questions, please call us at 1-800-772-6270 (TTY 1-800-325-0778) between 7:00 a.m. and 7:00 p.m. Eastern time, Monday through Friday, or email us at employerinfo@ssa.gov. This email address does not accept attachments.

OMB No. 0000-0000 [Privacy Policy](#) [Accessibility Help](#)

2.16. Next Steps - Discrepancy between IRS and SSA Path

2.16.1. D1_Contact Us

IRS/SSA Reconciliation — Next Steps

i You have acknowledged your IRS/SSA Reconciliation issue and a Case ID has been created.

Take action to resolve your discrepancy by the date listed below.

Action Needed By: **November 7, 2021**

Acknowledged On: **September 24, 2021 11:11AM**

Reconciliation Case ID: **123456**

Use the print below to print your full Reconciliation Case, including your notice summary and next steps for resolution.

[Print Reconciliation Case](#)

- Progress**
- Notice Summary
 - Questionnaire
 - Review
 - Next Steps**

- Help**
- [How to Correct and Prevent Reporting Errors](#)
 - [Employer Reconciliation Process](#)
 - [Specifications for Filing Forms W-2 and W-2c \(EPW2/EPW2C\)](#)
 - [Check Employer Report Status](#)
 - [IRS.gov/Businesses](#)
 - [Understanding the Status](#)

Status	Tax Year	Employer Identification Number (EIN)
Action - SSA	[9999]	[99-9999999]

Next Steps

Based on your answers, it appears additional assistance is needed to resolve your discrepancy.

Contact the Social Security Administration to resolve your discrepancy.
Please call SSA at 1-800-772-6270 (TTY 1-800-325-0778) between 7:00 a.m. and 7:00 p.m. Eastern time, Monday through Friday, or email us at employerinfo@ssa.gov. This email address does not accept attachments.

Please take action by [45+date of notice].
Correct this within 45 days of this notice. [DATE OF NOTICE]. Failure to report accurate wage information to SSA could affect entitlement to, the amount of Social Security benefits, and Medicare eligibility for employees, and could result in penalties from the IRS.

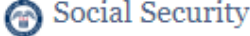
- Resources for Reconciling Discrepancies**
- Check your 88A Wage Status**
Employer Report Status - Verify your wages were submitted to SSA and are without errors
 - Submit Wages to 88A**
Forms W-2/W-3 Online - Create and submit Forms W-2/W-3
 - Submit Corrected Wages to 88A**
Forms W-2c/W-3c Online - Create and submit corrected Forms W-2c/W-3c
 - Submit Wages or Corrected Wages to 88A**
Upload Formatted Wage File - Submit an EPW2 formatted wage file for your Forms W-2/W-3 or corrected Forms W-2c/W-3c
 - Contact 88A**
Please call us at 1-800-772-6270 (TTY 1-800-325-0778) between 7:00 a.m. and 7:00 p.m. Eastern time, Monday through Friday, or email us at employerinfo@ssa.gov. This email address does not accept attachments.
- i** Please note this email mailbox is not a secure means of communication with us. It is possible that information you include in an email could be intercepted by others outside of SSA and used by those third parties for purposes you did not intend. For this reason, please limit personal information about both yourself and others when transmitting information to us via email. Please include only the minimal information that is necessary and do not include any Social Security numbers in the email.
- Contact IRS to Correct Employment Taxes**
[IRS.gov/Businesses](#) - For issues with Forms 941, 943, 944, or Form 1040/Schedule H Household Employment Taxes

[Return to Reconciliation Home](#) [Return to EWR Home](#)

If you have additional questions, please call us at 1-800-772-6270 (TTY 1-800-325-0778) between 7:00 a.m. and 7:00 p.m. Eastern time, Monday through Friday, or email us at employerinfo@ssa.gov. This email address does not accept attachments.

OMB No. 0000-0000 [Privacy Policy](#) [Privacy Act Statement](#) [Accessibility Help](#)

2.16.2. D4a_IRS

John Public Sign Out

[EWR Home](#) [Reconciliation](#)

IRS/SSA Reconciliation — Next Steps

i You have acknowledged your IRS/SSA Reconciliation issue and a Case ID has been created.
Take action to resolve your discrepancy.
Acknowledged On: **September 24, 2021 11:11AM**
Reconciliation Case ID: **123456**

Use the print below to print your full Reconciliation Case, including your notice summary and next steps for resolution.
[Print Reconciliation Case](#)

Progress

- ✓ Notice Summary
- ✓ Questionnaire
- ✓ Review
- Next Steps**

Help

- [How to Correct and Prevent Reporting Errors](#)
- [Employer Reconciliation Process](#)
- [Specifications for Filing Forms W-2 and W-2c \(EFW2/EFW2C\)](#)
- [Check Employer Report Status](#)
- [IRS.gov/Businesses](#)
- [Understanding the Status](#)

Status Action - IRS <i>i</i>	Tax Year [9999]	Employer Identification Number (EIN) [99-9999999]
--	---------------------------	---

Next Steps

Your answers indicate the wages processed by the IRS are incorrect.

Contact the Internal Revenue Service at [IRS.gov/Businesses](#) for assistance in resolving your discrepancy and for your due date information. No further action is needed with the Social Security Administration.

Failure to take action to resolve the discrepancy with the IRS may result in penalties.

Resources for Reconciling Discrepancies

- Check your SSA Wage Status**
[Employer Report Status](#) - Verify your wages were submitted to SSA and are without errors
- Submit Wages to SSA**
[Forms W-2/W-3 Online](#) - Create and submit Forms W-2/W-3
- Submit Corrected Wages to SSA**
[Forms W-2c/W-3c Online](#) - Create and submit corrected Forms W-2c/W-3c
- Submit Wages or Corrected Wages to SSA**
[Upload Formatted Wage File](#) - Submit an EFW2 formatted wage file for your Forms W-2/W-3 or corrected Forms W-2c/W-3c
- Contact SSA**
Please call us at 1-800-772-6270 (TTY 1-800-325-0778) between 7:00 a.m. and 7:00 p.m. Eastern time, Monday through Friday, or email us at employerinfo@ssa.gov. This email address does not accept attachments.

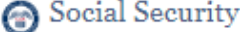
i Please note this email mailbox is not a secure means of communication with us. It is possible that information you include in an email could be intercepted by others outside of SSA and used by those third parties for purposes you did not intend. For this reason, please limit personal information about both yourself and others when transmitting information to us via email. Please include only the minimal information that is necessary and do not include any Social Security numbers in the email.
- Contact IRS to Correct Employment Taxes**
[IRS.gov/Businesses](#) - For issues with Forms 941, 943, 944, or Form 1040/Schedule H Household Employment Taxes

[Return to Reconciliation Home](#) [Return to EWR Home](#)

If you have additional questions, please call us at 1-800-772-6270 (TTY 1-800-325-0778) between 7:00 a.m. and 7:00 p.m. Eastern time, Monday through Friday, or email us at employerinfo@ssa.gov. This email address does not accept attachments.

OMB No. 0000-0000 [Privacy Policy](#) [Privacy Act Statement](#) [Accessibility Help](#)

2.16.3. D4b1_IRS_Sick Pay equals Discrepancy

John Public [Sign Out](#)

[EWR Home](#) [Reconciliation](#)

IRS/SSA Reconciliation — Next Steps

i You have acknowledged your IRS/SSA Reconciliation Issue and a Case ID has been created.

Take action to resolve your discrepancy.

Acknowledged On: **September 24, 2021 11:11AM**

Reconciliation Case ID: **123456**

Use the print below to print your full Reconciliation Case, including your notice summary and next steps for resolution.

[Print Reconciliation Case](#)

Progress	Status	Tax Year	Employer Identification Number (EIN)
Notice Summary	Action - IRS i	[9999]	[99-9999999]
Questionnaire			
Review			
Next Steps			

Help

- [How to Correct and Prevent Reporting Errors](#)
- [Employer Reconciliation Process](#)
- [Specifications for Filing Forms W-2 and W-2c \(EFW2/EFW2C\)](#)
- [Check Employer Report Status](#)
- [IRS.gov/Businesses](#)
- [Understanding the Status](#)

Next Steps

Your answers indicate the wages processed by the IRS are incorrect. The Third Party Sick Pay amount you entered equals the amount of the discrepancy. Therefore, it is likely that your Third Party Sick Pay was misreported to the IRS.

You must take action to resolve the discrepancy with the IRS.

- Contact the IRS**
 - You must contact the IRS to address discrepancies involving Third Party Sick Pay. For more information, including how to determine your due date, visit [IRS.gov/Businesses](#).
- No further action is required with SSA.

Failure to take action to resolve the discrepancy with the IRS may result in penalties.

Resources for Reconciling Discrepancies

Check your SSA Wage Status
[Employer Report Status](#) - Verify your wages were submitted to SSA and are without errors

Submit Wages to SSA
[Forms W-2/W-3 Online](#) - Create and submit Forms W-2/W-3

Submit Corrected Wages to SSA
[Forms W-2c/W-3c Online](#) - Create and submit **corrected** Forms W-2c/W-3c

Submit Wages or Corrected Wages to SSA
[Upload Formatted Wage File](#) - Submit an EFW2 formatted wage file for your Forms W-2/W-3 or corrected Forms W-2c/W-3c

Contact SSA
Please call us at 1-800-772-6270 (TTY 1-800-325-0778) between 7:00 a.m. and 7:00 p.m. Eastern time, Monday through Friday, or email us at employerinfo@ssa.gov. This email address does not accept attachments.

i Please note this email mailbox is not a secure means of communication with us. It is possible that information you include in an email could be intercepted by others outside of SSA and used by those third parties for purposes you did not intend. For this reason, please limit personal information about both yourself and others when transmitting information to us via email. Please include only the minimal information that is necessary and do not include any Social Security numbers in the email.

Contact IRS to Correct Employment Taxes
[IRS.gov/Businesses](#) - For issues with Forms 941, 943, 944, or Form 1040/Schedule H Household Employment Taxes

[Return to Reconciliation Home](#) [Return to EWR Home](#)

If you have additional questions, please call us at 1-800-772-6270 (TTY 1-800-325-0778) between 7:00 a.m. and 7:00 p.m. Eastern time, Monday through Friday, or email us at employerinfo@ssa.gov. This email address does not accept attachments.

OMB No. 0000-0000 [Privacy Policy](#) [Privacy Act Statement](#) [Accessibility Help](#)

ODT/DUEA/UXG

56

2.16.4. D4b2_IRS_Sick Pay not equal Discrepancy

Social Security John Public [Sign Out](#)

[EWR Home](#) [Reconciliation](#)

IRS/SSA Reconciliation — Next Steps

i You have acknowledged your IRS/SSA Reconciliation issue and a Case ID has been created.

Take action to resolve your discrepancy.
Acknowledged On: **September 24, 2021 11:11AM**
Reconciliation Case ID: **123456**

Use the print below to print your full Reconciliation Case, including your notice summary and next steps for resolution.
[Print Reconciliation Case](#)

Progress	Status	Tax Year	Employer Identification Number (EIN)
Notice Summary	Action - IRS i	[9999]	[99-9999999]

Next Steps

Your answers indicate the wages processed by the IRS are incorrect and that you had third party sick pay.

You must take action to resolve the discrepancy with the IRS.

1. **Contact the IRS**
 - a. You must contact the IRS to address discrepancies.
For more information, including how to determine your due date, visit [IRS.gov/Businesses](#).
2. No further action is required with SSA.

Failure to take action to resolve the discrepancy with the IRS may result in penalties.

Resources for Reconciling Discrepancies

Check your SSA Wage Status
[Employer Report Status](#) - Verify your wages were submitted to SSA and are without errors

Submit Wages to SSA
[Forms W-2/W-3 Online](#) - Create and submit Forms W-2/W-3

Submit Corrected Wages to SSA
[Forms W-2c/W-3c Online](#) - Create and submit corrected Forms W-2c/W-3c

Submit Wages or Corrected Wages to SSA
[Upload Formatted Wage File](#) - Submit an EFW2 formatted wage file for your Forms W-2/W-3 or corrected Forms W-2c/W-3c

Contact SSA
Please call us at 1-800-772-6270 (TTY 1-800-325-0778) between 7:00 a.m. and 7:00 p.m. Eastern time, Monday through Friday, or email us at employerinfo@ssa.gov. This email address does not accept attachments.

i Please note this email mailbox is not a secure means of communication with us. It is possible that information you include in an email could be intercepted by others outside of SSA and used by those third parties for purposes you did not intend. For this reason, please limit personal information about both yourself and others when transmitting information to us via email. Please include only the minimal information that is necessary and do not include any Social Security numbers in the email.

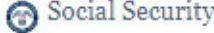
Contact IRS to Correct Employment Taxes
[IRS.gov/Businesses](#) - For issues with Forms 941, 943, 944, or Form 1040/Schedule H Household Employment Taxes

[Return to Reconciliation Home](#) [Return to EWR Home](#)

If you have additional questions, please call us at 1-800-772-6270 (TTY 1-800-325-0778) between 7:00 a.m. and 7:00 p.m. Eastern time, Monday through Friday, or email us at employerinfo@ssa.gov. This email address does not accept attachments.

OMB No. 0000-0000 [Privacy Policy](#) [Privacy Act Statement](#) [Accessibility Help](#)

D6_Correction_IRS

John Public | Sign Out

[EWR Home](#) | [Reconciliation](#)

IRS/SSA Reconciliation — Next Steps

1 You have acknowledged your IRS 88A Reconciliation Issue and a Case ID has been created.

Take action to resolve your discrepancy by the date listed below.

Action Needed By: **November 7, 2021**

Acknowledged On: **September 24, 2021 11:11AM**

Reconciliation Case ID: **123456**

Use the print below to print your full Reconciliation Case, including your notice summary and next steps for resolution.

[Print Reconciliation Case](#)

Progress

- Notice Summary
- Questionnaire
- Review
- Next Steps**

Help

- How to Correct and Prevent Reporting Errors
- Employer Reconciliation Process
- Specifications for Filing Forms W-2 and W-2c (EFW2/EFW2C)
- Check Employer Report Status
- IRS.gov/Businesses
- Understanding the Status

Status	Tax Year	Employer Identification Number (EIN)
Action	[9999]	[99-9999999]

Next Steps

Your answers indicate that both the processed SSA wages and the processed IRS wages are incorrect and that you had third party sick pay.

You must take action to resolve the discrepancy with both 88A and the Internal Revenue Service.

- Correct wages processed by SSA
 - If wages are incorrect, **Submit Corrected Wages to 88A**
 - Use Forms W-2c/W-3c Online or Upload Formatted Wage File
 - If wages are missing, you must **Submit Wages to 88A**
 - Use Forms W-2/W-3 Online or Upload Formatted Wage File
- Contact the IRS
 - You must contact the IRS to address discrepancies involving Third Party Sick Pay. For more information, including how to determine your due date, visit [IRS.gov/Businesses](#).

Please reconcile your wages by [45+date of notice]. Correct this within 45 days of this notice. (DATE OF NOTICE). Failure to report accurate wage information to SSA could affect entitlement to, the amount of Social Security benefits, and Medicare eligibility for employees, and could result in penalties from the IRS.

Resources for Reconciling Discrepancies

Check your 88A Wage Status

Employer Report Status - Verify your wages were submitted to SSA and are without errors

Submit Wages to 88A

Forms W-2/W-3 Online - Create and submit Forms W-2/W-3

Submit Corrected Wages to 88A

Forms W-2c/W-3c Online - Create and submit corrected Forms W-2c/W-3c

Submit Wages or Corrected Wages to 88A

Upload Formatted Wage File - Submit an EFW2 formatted wage file for your Forms W-2/W-3 or corrected Forms W-2c/W-3c

Contact 88A

Please call us at 1-800-772-6270 (TTY 1-800-325-0778) between 7:00 a.m. and 7:00 p.m. Eastern time, Monday through Friday, or email us at employerinfo@ssa.gov. This email address does not accept attachments.

1 Please note this email mailbox is not a secure means of communication with us. It is possible that information you include in an email could be intercepted by others outside of SSA and used by those third parties for purposes you did not intend. For this reason, please limit personal information about both yourself and others when transmitting information to us via email. Please include only the minimal information that is necessary and do not include any Social Security numbers in the email.

Contact IRS to Correct Employment Taxes


[IRS.gov/Businesses](#) - For issues with Forms 941, 943, 944, or Form 1040/Schedule H Household Employment Taxes

[Return to Reconciliation Home](#) | [Return to EWR Home](#)

If you have additional questions, please call us at 1-800-772-6270 (TTY 1-800-325-0778) between 7:00 a.m. and 7:00 p.m. Eastern time, Monday through Friday, or email us at employerinfo@ssa.gov. This email address does not accept attachments.

OMB No. 0000-0000 | [Privacy Policy](#) | [Privacy Act Statement](#) | [Accessibility Help](#)

2.16.5. D7_Correction


Social Security
John Public [Sign Out](#)

[EWR Home](#)
[Reconciliation](#)

IRS/SSA Reconciliation — Next Steps

i You have acknowledged your IRS/SSA Reconciliation Issue and a Case ID has been created.

Take action to resolve your discrepancy by the date listed below.

Action Needed By: **November 7, 2021**

Acknowledged On: **September 24, 2021 11:11AM**

Reconciliation Case ID: **123456**

Use the print below to print your full Reconciliation Case, including your notice summary and next steps for resolution.

[Print Reconciliation Case](#)

Progress

- Notice Summary
- Questionnaire
- Review
- Next Steps**

Help

- [How to Correct and Prevent Reporting Errors](#)
- [Employer Reconciliation Process](#)
- [Specifications for Filing Forms W-2 and W-2c \(EFW2/EFW2C\)](#)
- [Check Employer Report Status](#)
- [IRS.gov/Businesses](#)
- [Understanding the Status](#)

Status	Tax Year	Employer Identification Number (EIN)
Action - SSA i	[9999]	[99-9999999]

Next Steps

Your answers indicate that the wages processed by SSA are incorrect.

You must take action to resolve the discrepancy with 88A.

1. Correct wages processed by SSA
 - a. If wages are incorrect, **Submit Corrected Wages to 88A**
 - Use Forms W-2c/W-3c Online or Upload Formatted Wage File
 - b. If wages are missing, **Submit Wages to 88A**
 - Use Forms W-2/W-3 Online or Upload Formatted Wage File

Please reconcile your wages by [45+date of notice].
 Correct this within 45 days of this notice. [DATE OF NOTICE]. Failure to report accurate wage information to SSA could affect entitlement to, the amount of Social Security benefits, and Medicare eligibility for employees, and could result in penalties from the IRS.

Resources for Reconciling Discrepancies

Check your 88A Wage Status
[Employer Report Status](#) - Verify your wages were submitted to SSA and are without errors

Submit Wages to 88A
[Forms W-2/W-3 Online](#) - Create and submit Forms W-2/W-3

Submit Corrected Wages to 88A
[Forms W-2c/W-3c Online](#) - Create and submit **corrected** Forms W-2c/W-3c

Submit Wages or Corrected Wages to 88A
[Upload Formatted Wage File](#) - Submit an EFW2 formatted wage file for your Forms W-2/W-3 or corrected Forms W-2c/W-3c

Contact 88A
 Please call us at 1-800-772-6270 (TTY 1-800-325-0778) between 7:00 a.m. and 7:00 p.m. Eastern time, Monday through Friday, or email us at employerinfo@ssa.gov. This email address does not accept attachments.


i Please note this email mailbox is not a secure means of communication with us. It is possible that information you include in an email could be intercepted by others outside of SSA and used by those third parties for purposes you did not intend. For this reason, please limit personal information about both yourself and others when transmitting information to us via email. Please include only the minimal information that is necessary and do not include any Social Security numbers in the email.

Contact IRS to Correct Employment Taxes
[IRS.gov/Businesses](#) - For issues with Forms 941, 943, 944, or Form 1040/Schedule H Household Employment Taxes

Return to Reconciliation Home
Return to EWR Home

OMB No. 0000-0000
[Privacy Policy](#)
[Privacy Act Statement](#)
[Accessibility Help](#)

2.16.6. D8_All Options


Social Security
John Public [Sign Out](#)

[EWR Home](#)
[Reconciliation](#)

IRS/SSA Reconciliation — Next Steps

i You have acknowledged your IR 8/88A Reconciliation Issue and a Case ID has been created.

Take action to resolve your discrepancy by the date listed below.

Action Needed By: **November 7, 2021**

Acknowledged On: **September 24, 2021 11:11AM**

Reconciliation Case ID: **128458**

Use the print below to print your full Reconciliation Case, including your notice summary and next steps for resolution.

[Print Reconciliation Case](#)

Progress

- Notice Summary
- Questionnaire
- Review
- Next Steps**

Help

- [How to Correct and Prevent Reporting Errors](#)
- [Employer Reconciliation Process](#)
- [Specifications for Filing Forms W-2 and W-2c \(EPW2/EPW2C\)](#)
- [Check Employer Report Status](#)
- [IRS.gov/Businesses](#)
- [Understanding the Status](#)

Status	Tax Year	Employer Identification Number (EIN)
Action i	[9999]	[99-9999999]

Next Steps

Your answers indicate that both the processed SSA wages and the processed IRS wages are incorrect.

You must take action with both 88A and the IR 8 to resolve the discrepancy.

1. Correct wages processed by SSA
 - a. If wages are incorrect, **Submit Corrected Wages to 88A**
 - Use Forms W-2c/W-3c Online or Upload Formatted Wage File
 - b. If wages are missing, **Submit Wages to 88A**
 - Use Forms W-2/W-3 Online or Upload Formatted Wage File
2. Correct wages processed by the IRS
 - **Contact the IR 8** for assistance in resolving the discrepancy.

For more information, including how to determine your due date, visit [IRS.gov/Businesses](#).

Please reconcile your wages by (45+date of notice).

Correct this within 45 days of this notice, (DATE OF NOTICE). Failure to report accurate wage information to SSA could affect entitlement to, the amount of Social Security benefits, and Medicare eligibility for employees, and could result in penalties from the IRS.

Resources for Reconciling Discrepancies

- Check your 88A Wage Status**
[Employer Report Status](#) - Verify your wages were submitted to SSA and are without errors
- Submit Wages to 88A**
[Forms W-2/W-3 Online](#) - Create and submit Forms W-2/W-3
- Submit Corrected Wages to 88A**
[Forms W-2c/W-3c Online](#) - Create and submit corrected Forms W-2c/W-3c
- Submit Wages or Corrected Wages to 88A**
[Upload Formatted Wage File](#) - Submit an EPW2 formatted wage file for your Forms W-2/W-3 or corrected Forms W-2c/W-3c
- Contact 88A**
Please call us at 1-800-772-6270 (TTY 1-800-325-0778) between 7:00 a.m. and 7:00 p.m. Eastern time, Monday through Friday, or email us at employerinfo@ssa.gov. This email address does not accept attachments.

i Please note this email mailbox is not a secure means of communication with us. It is possible that information you include in an email could be intercepted by others outside of SSA and used by those third parties for purposes you did not intend. For this reason, please limit personal information about both yourself and others when transmitting information to us via email. Please include only the minimal information that is necessary and do not include any Social Security numbers in the email.


- Contact IR 8 to Correct Employment Taxes**
[IRS.gov/Businesses](#) - For issues with Forms 941, 943, 944, or Form 1040/Schedule H Household Employment Taxes

Return to Reconciliation Home
Return to EWR Home

If you have additional questions, please call us at 1-800-772-6270 (TTY 1-800-325-0778) between 7:00 a.m. and 7:00 p.m. Eastern time, Monday through Friday, or email us at employerinfo@ssa.gov. This email address does not accept attachments.


OMB No. 0000-0000 [Privacy Policy](#) [Privacy Act Statement](#) [Accessibility Help](#)


2.16.7. D9_No Further Action

 **Social Security** John Public [Sign Out](#)





[EWR Home](#) [Reconciliation](#)

IRS/SSA Reconciliation — Next Steps

 **Your response was submitted.**
No additional user action is required.

 **You have acknowledged your IRS/SSA Reconciliation issue and a Case ID has been created.**
Acknowledged On: **September 24, 2021 11:11AM**
Reconciliation Case ID: **123456**

Use the print below to print your full Reconciliation Case, including your notice summary and next steps for resolution.
[Print Reconciliation Case](#)

Progress	Status	Tax Year	Employer Identification Number (EIN)
<ul style="list-style-type: none"> Notice Summary Questionnaire Review <p style="text-align: center;">Next Steps</p>	No Action 	[9999]	[99-9999999]






Next Steps

Your answers indicate you are no longer able to access the W-3/W-2 data for the Employer Identification Number (EIN) [99-9999999] and Tax Year [9999].

Based on your response, the Social Security Administration (SSA) is closing its inquiry. Information concerning missing or deficient Forms W-2/W-3 will be forwarded to the Internal Revenue Service (IRS). The IRS may initiate its own investigation based on its rules and may contact you for additional information regarding these Forms W-2/W-3.

[Return to Reconciliation Home](#) [Return to EWR Home](#)

Help

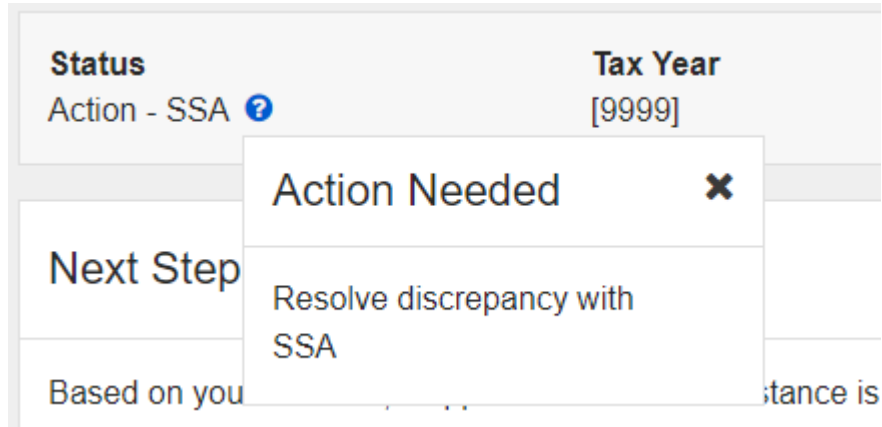
-  [How to Correct and Prevent Reporting Errors](#)
-  [Employer Reconciliation Process](#)
-  [Specifications for Filing Forms W-2 and W-2c \(EFW2/EFW2C\)](#)
-  [Check Employer Report Status](#)
-  [IRS.gov/Businesses](#)
- [Understanding the Status](#)

If you have additional questions, please call us at 1-800-772-6270 (TTY 1-800-325-0778) between 7:00 a.m. and 7:00 p.m. Eastern time, Monday through Friday, or email us at employerinfo@ssa.gov. This email address does not accept attachments.

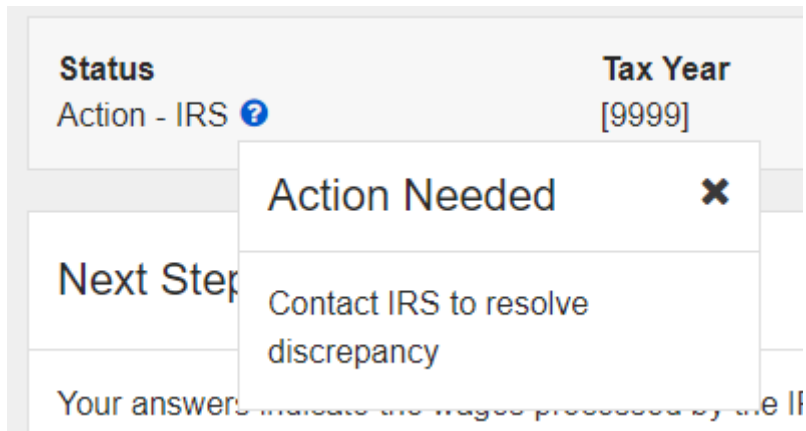
[OMB No. 0000-0000](#) [Privacy Policy](#) [Accessibility Help](#)

2.17. Next Steps Component - Status Help Tooltip

2.17.1. Action-SSA





2.17.2. Action-IRS





2.18.

2.18.1. Action

Status	Tax Year
Action 	[9999]
Action Needed 	
Next	Resolve discrepancy with SSA and/or IRS
You ind	d to

2.18.2. No Action

Status	Tax Year
No Action 	[9999]
Action Needed 	
Next Step	SSA case is Closed, no action needed
Your answer	at

2.19. Print Reconciliation Case - No Record of Employees' Earnings

Social Security
John Public [Sign Out](#)

Your Reconciliation Case
✕

Print Save as PDF

You have acknowledged your IRS/SSA Reconciliation issue and a Case ID has been created.

Take action to resolve your discrepancy by the date listed below.

Action Needed By: **November 7, 2021**

Acknowledged On: **September 24, 2021 11:11AM**

Reconciliation Case ID: **123456**

Next Steps

Your answers indicate you did not submit Forms W-2/W-3 to SSA for Tax Year [9999].

You must take action to submit your form(s) to SSA.

- Submit Wages to SSA**
 - Use [Forms W-2c/W-3c Online](#) or [Upload Formatted Wage File](#)

Please reconcile your wages by [45+date of notice].

Correct this within 45 days of this notice, [DATE OF NOTICE]. Failure to report accurate wage information to SSA could affect entitlement to, the amount of Social Security benefits, and Medicare eligibility for employees, and could result in penalties from the IRS.

Reported Information

Employer Information

Tax Year [9999]

Employer Identification Number (EIN) [99-9999999]

Employer's Name [Employer's Name]

Wage Information

SSA has no record of employees' earnings.

The following table represents the wages processed by SSA and IRS for Tax Year [9999]

[What does this mean?](#)

	SSA Processed	IRS Processed	Difference
Social Security Wages	[\$99999999.99]	[\$99999999.99]	[\$99999999.99]
Social Security Tips	[\$99999999.99]	[\$99999999.99]	[\$99999999.99]
Medicare Wages	[\$99999999.99]	[\$99999999.99]	[\$99999999.99]

SSA recommends that you check [Employer Report Status](#) to verify the status of your submissions.

Review and Submit your Response

To make changes, please select the "Edit" button for the corresponding question.

Submitting your response will determine Next Steps to resolve your issue.

1 Confirm Access

Do you have access to your wage information (used in W-2, W-2c, W-3 and/or W-3c) for Tax Year [9999]? **No**

My forms are not available due to **Other**

Other - Reason : [Lorem ipsum dolor sit amet, consectetur adipiscing elit. Aenean euismod bibendum laoreet. Proin gravida dolor sit amet lacus accumsan et viverra justo commodo. Proin sodales pulvinar sic tempor. Sociis natoque penatibus et magnis dis parturient montes, nascetur ridiculus mus. Lorem ipsum dolor sit amet, consectetur adipiscing elit. Aenean euismod bibendum laoreet. Proin gravida dolor sit amet lacus accumsan et viverra justo commodo. Proin sodales pulvinar sic tempor. Sociis natoque penatibus et magnis dis parturient montes, nascetur ridiculus mus. Lorem ipsum dolor sit amet.]

2 Confirm Self-Employment Status

Were you self-employed for the Tax Year [9999]? **Yes**

What was the circumstance of your self-employment? I had employees working for me during the tax year (including myself).

3 Confirm Filing Status

Did you file wages with SSA for Tax Year [9999]? **Yes**

If available, please provide the Wage File Identifier (WFID) : **Not Answered**


4 Confirm Employer Identification Number (EIN)

Did you file under the Employer Identification Number (EIN) [99-9999999]? **No**

Why did you file under a different EIN? **IRS assigned more than one EIN for my business/ organization and I filed wages under that other EIN.**

Please specify the other EIN : [99-9999999]

2.20. Print Reconciliation Case - Discrepancy between IRS and SSA


Social Security
John Public [Sign Out](#)

EWR Home

Your Reconciliation Case
✕

IRS/SSA

[Print](#) [Save as PDF](#)

i You have acknowledged your IRS/SSA Reconciliation issue and a Case ID has been created.

Take action to resolve your discrepancy by the date listed below.

Action Needed By: **November 7, 2021**

Acknowledged On: **September 24, 2021 11:11AM**

Reconciliation Case ID: **123456**

Next Steps

Your answers indicate that the wages processed by SSA may be incorrect.

You must take action to submit your corrected form(s) to SSA.

1. Correct wages processed by SSA
 - a. If wages are incorrect, **Submit Corrected Wages to SSA**
 - Use [Forms W-2c/W-3c Online](#) or [Upload Formatted Wage File](#)
 - b. If wages are missing, you must **Submit Wages to SSA**
 - Use [Forms W-2/W-3 Online](#) or [Upload Formatted Wage File](#)

Please reconcile your wages by [45+date of notice].

Correct this within 45 days of this notice, [DATE OF NOTICE]. Failure to report accurate wage information to SSA could affect entitlement to, the amount of Social Security benefits, and Medicare eligibility for employees, and could result in penalties from the IRS.

Reported Information

Employer Information

Tax Year: [9999]

Employer Identification Number (EIN) [99-9999999]

Employer's Name: [Employer's Name]

Wage Information

⚠ The IRS processed more taxable Social Security and/or Medicare wages and tips for your employees than SSA processed.

The following table represents the wages processed by SSA and IRS for Tax Year [9999]:

[What does this mean?](#)

	SSA Processed	IRS Processed	Difference
Social Security Wages	[\$[999999999.99]]	[\$[999999999.99]]	[\$[999999999.99]]
Social Security Tips	[\$[999999999.99]]	[\$[999999999.99]]	[\$[999999999.99]]
Medicare Wages	[\$[999999999.99]]	[\$[999999999.99]]	[\$[999999999.99]]

SSA recommends that you check [Employer Report Status](#) to verify the status of your submissions.

Review and Submit your Response

To make changes, please select the "Edit" button for the corresponding question.

Submitting your response will determine Next Steps to resolve your issue.

1 Confirm Access

Do you have access to your wage information (used in W-2, W-2c, W-3 and/or W-3c) for Tax Year [9999]? **No**

My forms are not available due to: **Other**

Other - Reason : [Lorem ipsum dolor sit amet, consectetur adipiscing elit. Aenean euismod bibendum laoreet. Proin gravida dolor sit amet lacus accumsan et viverra justo commodo. Proin sodales pulvinar sic tempor. Sociis natoque penatibus et magnis dis parturient montes, nascetur ridiculus mus. Lorem ipsum dolor sit amet, consectetur adipiscing elit. Aenean euismod bibendum laoreet. Proin gravida dolor sit amet lacus accumsan et viverra justo commodo. Proin sodales pulvinar sic tempor. Sociis natoque penatibus et magnis dis parturient montes, nascetur ridiculus mus. Lorem ipsum dolor sit amet.]

2 Confirm Wage Information

Are the amounts IRS Processed, as indicated above, correct? **Yes**

Are the amounts SSA Processed, as indicated above, correct? **No**

Did any of your employees receive sick pay from a third party? **Yes**

Sick Pay Provider

Third Party Provider Name : [Answer]

Third Party EIN : [Answer]

Sick Pay Amount : [Answer]

on.

Number (EIN)

File

file

rate wage and Medicare

errors

W-2/W-3 or

0 p.m. Eastern less does not

ule H

onday through

2.21. Error Messaging

2.21.1. Invalid Entry Errors - Text Exceeded Max Length

The screenshot displays the SSA.gov Reconciliation application interface. At the top, the user is logged in as "John Public" with a "Sign Out" link. The main navigation includes "EWR Home" and "Reconciliation". The current page is titled "IRS/SSA Reconciliation — Questionnaire".

A modal error message is displayed in the center: "SSA.gov says Your text has exceeded the maximum length allowed." with an "OK" button.

The background content includes a "Progress" sidebar with steps: Notice Summary, Questionnaire (active), Review, and Next Steps. The "Questionnaire" section contains instructions and a list of questions:

- Before you begin...**
 - Answer each question as if you're the addressee of the IRS/SSA Reconciliation notice.
 - You are encouraged to gather all your wage information related to Tax Year [9999].
 - You may also want to verify the status of your reports submitted to SSA by accessing [Employer Report Status](#).
 - If you need more help, review the [Employer Reconciliation Process](#).
- If you need more time to answer the questions, you can Save and Exit to return another time.
- * Indicates required information

The "Confirm Access" section contains the following questions and options:

- Do you have access to your wage information (used in W-2, W-2c, W-3 and/or W-3c) for Tax Year [9999]?** You will need access to this wage information to resolve your discrepancy.
 - Yes
 - No
- My Forms are not available due to**
 - Extraordinary Circumstances (e.g., bankruptcy, death, or divorce)
 - Catastrophe (e.g., fire, flood, or hurricane)
 - Other
- Other - Reason**

Please describe the reason you are unable to provide a copy of Forms W-2, W-2c, W-3, and W-3c. (500 characters maximum)


Ut facilis ante ac eleifend ullamcorper. In ut augue aliquam, tempor tellus eget, scelerisque tortor. Nullam faucibus, elit nec eleifend suscipit, ante velit scelerisque nisl, ac blandit neque velit non ipsum. Vivamus eu neque eget orci aliquam viverra. Ut semper eu sapien ut tristique. Fusce volutpat mi massa, vel semper ligula rutrum quis. Nunc egestas lacinia libero. Maecenas a rhoncus elit. Quisque sit amet fringilla mi, ornare commodo arcu. Orci varius natoque penatibus et magnis dis partu

Characters remaining: -1

At the bottom, there are three buttons: "Continue", "Back", and "Save and Exit".

Footer text: "If you have additional questions, please call us at 1-800-772-6270 (TTY 1-800-325-0778) between 7:00 a.m. and 7:00 p.m. Eastern time, Monday through Friday, or email us at employerinfo@ssa.gov. This email address does not accept attachments. OMB No. 0000-0000 Privacy Policy Accessibility Help"

2.21.2. Invalid Entry Errors - WFID


Social Security
John Public [Sign Out](#)

EWR Home
Reconciliation

IRS/SSA Reconciliation — Questionnaire

✖ **Please correct the following information:**

- Error: Wage File Identifier (WFID)

Progress	Status	Tax Year	Employer Identification Number (EIN)
<ul style="list-style-type: none"> ✔ Notice Summary Questionnaire Review Next Steps 	In Progress ?	[9999]	[99-9999999]

Help

- [How to Correct and Prevent Reporting Errors](#)
- [Employer Reconciliation Process](#)
- [Specifications for Filing Forms W-2 and W-2c \(EFW2/EFW2C\)](#)
- [Check Employer Report Status](#)
- [IRS.gov/Businesses](#)
- [Understanding the Status](#)

Questionnaire

The following questions will walk you through some typical causes of discrepancies between the IRS and SSA. The answers you provide will result in Next Steps to resolve your issue.

Before you begin...

- Answer each question as if you're the addressee of the IRS/SSA Reconciliation notice.
- You are encouraged to gather all your wage information related to Tax Year [9999]
- You may also want to verify the status of your reports submitted to SSA by accessing [Employer Report Status](#).
- If you need more help, review the [Employer Reconciliation Process](#).

If you need more time to answer the questions, you can Save and Exit to return another time.

* Indicates required information

1 Confirm Access

• Do you have access to your wage information (used in W-2, W-2c, W-3 and/or W-3c) for Tax Year [9999]?
You will need access to this wage information to resolve your discrepancy.

Yes No

2 Confirm Self-Employment Status

• Were you self-employed for the Tax Year [9999]?

Yes No

3 Confirm Filing Status

• Did you file wages with SSA for Tax Year [9999]?
This includes Forms W-2/W-3 or W-2c/W-3c.

Yes No

If available, please provide the Wage File Identifier (WFID).
A WFID is a confirmation for electronically filed wages.
✖ **WFID must contain 6 characters consisting of numbers and/or letters.**

Optional

4 Confirm Employer Identification Number (EIN)

• Did you file under the Employer Identification Number (EIN) [99-9999999]?
This is the EIN associated with your Business Services Online (BSO) User ID.

Yes No

Why did you file under a different EIN?

I made a mistake that I need to correct with SSA.

IRS assigned more than one EIN for my business/organization and I filed wages under that other EIN.

The EIN has been incorporated into another EIN (e.g., mergers and acquisitions), all wages have been reported under that EIN.

• Please specify the other EIN.
If different than the EIN associated with your BSO ID, please specify the other EIN

[Add Another EIN](#)

Continue
Back
Save and Exit

If you have additional questions, please call us at 1-800-772-6270 (TTY 1-800-325-0778) between 7:00 a.m. and 7:00 p.m. Eastern time, Monday through Friday, or email us at employerinfo@ssa.gov. This email address does not accept attachments.

OMB No. 0000-0000 [Privacy Policy](#) [Accessibility Help](#)

2.21.3. Invalid Entry Errors - EIN

Social Security John Public [Sign Out](#)

EWR Home [Reconciliation](#)

IRS/SSA Reconciliation — Questionnaire

✖ Please correct the following information:

- Error. Please specify the other EIN.

Progress	Status	Tax Year	Employer Identification Number (EIN)
Notice Summary	In Progress ?	[9999]	[99-9999999]

Questionnaire

The following questions will walk you through some typical causes of discrepancies between the IRS and SSA. The answers you provide will result in Next Steps to resolve your issue.

Before you begin...

- Answer each question as if you're the addressee of the IRS/SSA Reconciliation notice.
- You are encouraged to gather all your wage information related to Tax Year [9999]
- You may also want to verify the status of your reports submitted to SSA by accessing [Employer Report Status](#).
- If you need more help, review the [Employer Reconciliation Process](#).

If you need more time to answer the questions, you can Save and Exit to return another time.

* Indicates required information

1 Confirm Access

• Do you have access to your wage information (used in W-2, W-2c, W-3 and/or W-3c) for Tax Year [9999]?
You will need access to this wage information to resolve your discrepancy.

Yes No

2 Confirm Self-Employment Status

• Were you self-employed for the Tax Year [9999]?

Yes No

3 Confirm Filing Status

• Did you file wages with SSA for Tax Year [9999]?
This includes Forms W-2/W-3 or W-2c/W-3c.

Yes No

If available, please provide the Wage File Identifier (WFID).
A WFID is a confirmation for electronically filed wages.

Optional
[Add Another WFID](#)

4 Confirm Employer Identification Number (EIN)

• Did you file under the Employer Identification Number (EIN) [99-9999999]?
This is the EIN associated with your Business Services Online (BSO) User ID.

Yes No

Why did you file under a different EIN?

I made a mistake that I need to correct with SSA.

IRS assigned more than one EIN for my business/organization and I filed wages under that other EIN.

The EIN has been incorporated into another EIN (e.g., mergers and acquisitions), all wages have been reported under that EIN.

*** Please specify the other EIN.**
If different than the EIN associated with your BSO ID, please specify the other EIN.

• Please enter a 9-digit number to proceed.


[Add Another EIN](#)

[Continue](#)[Back](#)[Save and Exit](#)

If you have additional questions, please call us at 1-800-772-6270 (TTY 1-800-325-0778) between 7:00 a.m. and 7:00 p.m. Eastern time, Monday through Friday, or email us at employerinfo@ssa.gov. This email address does not accept attachments.

OMB No. 0000-0000 [Privacy Policy](#) [Accessibility Help](#)

2.21.4. Invalid Entry Errors - Sick Pay Provider EIN


Social Security
John Public [Sign Out](#)

[EWR Home](#)
[Reconciliation](#)

IRS/SSA Reconciliation — Questionnaire

✖ Please correct the following information:

- Error: Sick Pay Provider

Progress

- ✔ Notice Summary
- Questionnaire**
- Review
- Next Steps

Help

- [How to Correct and Prevent Reporting Errors](#)
- [Employer Reconciliation Process](#)
- [Specifications for Filing Forms W-2 and W-2c \(EFW2/EFW2C\)](#)
- [Check Employer Report Status](#)
- [IRS.gov/Businesses](#)
- [Understanding the Status](#)

Status	Tax Year	Employer Identification Number (EIN)
In Progress ?	[9999]	[99-9999999]

Questionnaire

The following questions will walk you through some typical causes of discrepancies between the IRS and SSA. The answers you provide will result in Next Steps to resolve your issue.

Before you begin...

- Answer each question as if you're the addressee of the IRS/SSA Reconciliation notice.
- You are encouraged to gather all your wage information related to Tax Year [9999].
- You may also want to verify the status of your reports submitted to SSA by accessing [Employer Report Status](#).
- If you need more help, review the [Employer Reconciliation Process](#).

If you need more time to answer the questions, you can Save and Exit to return another time.

*Indicates required information

1 Confirm Access

• Do you have access to your wage information (used in W-2, W-2c, W-3 and/or W-3c) for Tax Year [9999]?
You will need access to this wage information to resolve your discrepancy.

Yes No

2 Confirm Wage Information

✖ The IRS processed more taxable Social Security and/or Medicare wages and tips for your employees than SSA processed.

The following records are associated with Tax Year [9999].

	SSA Processed	IRS Processed	Difference
Social Security Wages	[\$99999999.99]	[\$99999999.99]	[\$99999999.99]
Social Security Tips	[\$99999999.99]	[\$99999999.99]	[\$99999999.99]
Medicare Wages	[\$99999999.99]	[\$99999999.99]	[\$99999999.99]

• Are the amounts IRS Processed, as indicated above, correct?

Yes No

• Are the amounts SSA Processed, as indicated above, correct?

Yes No

• Did any of your employees receive sick pay from a third party?

Yes No

• **Sick Pay Provider**
Please provide the following information related to the Third Party Provider who paid sick pay.

• Please enter a 9-digit number to proceed.


• Third Party Provider Name	• Third Party EIN	• Sick Pay Amount
<input type="text" value="ABC"/>	<input style="background-color: yellow;" type="text"/>	<input type="text" value="\$ 123.45"/>

Continue
Back
Save and Exit

If you have additional questions, please call us at 1-800-772-6270 (TTY 1-800-325-0778) between 7:00 a.m. and 7:00 p.m. Eastern time, Monday through Friday, or email us at employerinfo@ssa.gov. This email address does not accept attachments.

OMB No. 0000-0000 [Privacy Policy](#) [Accessibility Help](#)

2.21.5. Invalid Entry Errors - Sick Pay Provider Amount


Social Security
John Public [Sign Out](#)

[EWR Home](#)
[Reconciliation](#)

IRS/SSA Reconciliation — Questionnaire

✖ Please correct the following information:

- Error: Sick Pay Provider

Progress

- ✔ Notice Summary
- Questionnaire**
- Review
- Next Steps

Help

- [How to Correct and Prevent Reporting Errors](#)
- [Employer Reconciliation Process](#)
- [Specifications for Filing Forms W-2 and W-2c \(EFW2/EFW2C\)](#)
- [Check Employer Report Status](#)
- [IRS.gov/Businesses](#)
- [Understanding the Status](#)

Status
In Progress ?
Tax Year
[9999]
Employer Identification Number (EIN)
[99-9999999]

Questionnaire

The following questions will walk you through some typical causes of discrepancies between the IRS and SSA. The answers you provide will result in Next Steps to resolve your issue.

Before you begin...

- Answer each question as if you're the addressee of the IRS/SSA Reconciliation notice.
- You are encouraged to gather all your wage information related to Tax Year [9999].
- You may also want to verify the status of your reports submitted to SSA by accessing [Employer Report Status](#).
- If you need more help, review the [Employer Reconciliation Process](#).

If you need more time to answer the questions, you can Save and Exit to return another time.

*Indicates required information

1 Confirm Access

• Do you have access to your wage information (used in W-2, W-2c, W-3 and/or W-3c) for Tax Year [9999]?
You will need access to this wage information to resolve your discrepancy.

Yes No

2 Confirm Wage Information

✖ The IRS processed more taxable Social Security and/or Medicare wages and tips for your employees than SSA processed.

The following records are associated with Tax Year [9999].

	SSA Processed	IRS Processed	Difference
Social Security Wages	\$(999999999.99)	\$(999999999.99)	\$(999999999.99)
Social Security Tips	\$(999999999.99)	\$(999999999.99)	\$(999999999.99)
Medicare Wages	\$(999999999.99)	\$(999999999.99)	\$(999999999.99)

• Are the amounts IRS Processed, as indicated above, correct?
 Yes No

• Are the amounts SSA Processed, as indicated above, correct?
 Yes No

• Did any of your employees receive sick pay from a third party?
 Yes No

• **Sick Pay Provider**
Please provide the following information related to the Third Party Provider who paid sick pay.

• Sick Pay Amount must be all numbers.

• Third Party Provider Name

• Third Party EIN


• Sick Pay Amount

Continue
Back
Save and Exit

If you have additional questions, please call us at 1-800-772-6270 (TTY 1-800-325-0778) between 7:00 a.m. and 7:00 p.m. Eastern time, Monday through Friday, or email us at employerinfo@ssa.gov. This email address does not accept attachments.

OMB No. 0000-0000 [Privacy Policy](#) [Accessibility Help](#)

2.21.6. Required Field Errors - Other Reason

Social SecurityJohn Public [Sign Out](#)

[EWR Home](#)[Reconciliation](#)

IRS/SSA Reconciliation — Questionnaire

✖ Please correct the following information:

- [Error: Other - Reason](#)

Progress	Status	Tax Year	Employer Identification Number (EIN)
Notice Summary	In Progress 🔒	[9999]	[99-9999999]

Questionnaire

Review

Next Steps

Help

- [How to Correct and Prevent Reporting Errors](#)
- [Employer Reconciliation Process](#)
- [Specifications for Filing Forms W-2 and W-2c \(EFW2/EFW2C\)](#)
- [Check Employer Report Status](#)
- [IRS.gov/Businesses](#)
- [Understanding the Status](#)

Questionnaire

The following questions will walk you through some typical causes of discrepancies between the IRS and SSA. The answers you provide will result in Next Steps to resolve your issue.

Before you begin...

- Answer each question as if you're the addressee of the IRS/SSA Reconciliation notice.
- You are encouraged to gather all your wage information related to Tax Year [9999].
- You may also want to verify the status of your reports submitted to SSA by accessing [Employer Report Status](#).
- If you need more help, review the [Employer Reconciliation Process](#).

If you need more time to answer the questions, you can Save and Exit to return another time.

* Indicates required information

1 Confirm Access

*** Do you have access to your wage information (used in W-2, W-2c, W-3 and/or W-3c) for Tax Year [9999]?**
You will need access to this wage information to resolve your discrepancy.

Yes No

*** My Forms are not available due to**

<input type="radio"/> Extraordinary Circumstances (e.g., bankruptcy, death, or divorce)
<input type="radio"/> Catastrophe (e.g., fire, flood, or hurricane)
<input checked="" type="radio"/> Other

*** Other - Reason**

Please describe the reason you are unable to provide a copy of Forms W-2, W-2c, W-3, and W-3c. (500 characters maximum)

✖ Field is required.

Characters remaining: 500

ContinueBackSave and Exit


If you have additional questions, please call us at 1-800-772-6270 (TTY 1-800-325-0778) between 7.00 a.m. and 7.00 p.m. Eastern time, Monday through Friday, or email us at employerinfo@ssa.gov. This email address does not accept attachments.

OMB No. 0000-0000 [Privacy Policy](#) [Accessibility Help](#)

ODT/DUEA/UXG

71

2.21.7. Required Field Errors - EIN


John Public [Sign Out](#)

EWR Home
[Reconciliation](#)

IRS/SSA Reconciliation — Questionnaire

✖ Please correct the following information:

- Error. Please specify the other EIN.

Progress	Status	Tax Year	Employer Identification Number (EIN)
<ul style="list-style-type: none"> ✔ Notice Summary Questionnaire Review Next Steps 	In Progress ?	[9999]	[99-9999999]

Questionnaire

The following questions will walk you through some typical causes of discrepancies between the IRS and SSA. The answers you provide will result in Next Steps to resolve your issue.

Before you begin...

- Answer each question as if you're the addressee of the IRS/SSA Reconciliation notice.
- You are encouraged to gather all your wage information related to Tax Year [9999]
- You may also want to verify the status of your reports submitted to SSA by accessing [Employer Report Status](#).
- If you need more help, review the [Employer Reconciliation Process](#).

If you need more time to answer the questions, you can Save and Exit to return another time.

* Indicates required information

1 Confirm Access

• Do you have access to your wage information (used in W-2, W-2c, W-3 and/or W-3c) for Tax Year [9999]?
You will need access to this wage information to resolve your discrepancy.

Yes No

2 Confirm Self-Employment Status

• Were you self-employed for the Tax Year [9999]?

Yes No

3 Confirm Filing Status

• Did you file wages with SSA for Tax Year [9999]?
This includes Forms W-2/W-3 or W-2c/W-3c.

Yes No

If available, please provide the Wage File Identifier (WFID).
A WFID is a confirmation for electronically filed wages.

Optional

[Add Another WFID](#)

4 Confirm Employer Identification Number (EIN)

• Did you file under the Employer Identification Number (EIN) [99-9999999]?
This is the EIN associated with your Business Services Online (BSO) User ID.

Yes No

Why did you file under a different EIN?

I made a mistake that I need to correct with SSA.

IRS assigned more than one EIN for my business/organization and I filed wages under that other EIN.

The EIN has been incorporated into another EIN (e.g., mergers and acquisitions), all wages have been reported under that EIN.

***Please specify the other EIN.**
If different than the EIN associated with your BSO ID, please specify the other EIN.

✖ Field is required.


[Add Another EIN](#)

Continue
Back
Save and Exit

If you have additional questions, please call us at 1-800-772-6270 (TTY 1-800-325-0778) between 7:00 a.m. and 7:00 p.m. Eastern time, Monday through Friday, or email us at employerinfo@ssa.gov. This email address does not accept attachments.

OMB No. 0000-0000 [Privacy Policy](#) [Accessibility Help](#)

2.21.8. Required Field Errors - Sick Pay Provider


Social Security
John Public [Sign Out](#)

[EWR Home](#)
[Reconciliation](#)

IRS/SSA Reconciliation — Questionnaire

✖ **Please correct the following information:**

- Error: Sick Pay Provider

Progress

- ✔ Notice Summary
- Questionnaire**
- Review
- Next Steps

Status
In Progress ?

Tax Year
[9999]

Employer Identification Number (EIN)
[99-9999999]

Questionnaire

The following questions will walk you through some typical causes of discrepancies between the IRS and SSA. The answers you provide will result in Next Steps to resolve your issue.

Before you begin...

- Answer each question as if you're the addressee of the IRS/SSA Reconciliation notice.
- You are encouraged to gather all your wage information related to Tax Year [9999].
- You may also want to verify the status of your reports submitted to SSA by accessing [Employer Report Status](#).
- If you need more help, review the [Employer Reconciliation Process](#).

If you need more time to answer the questions, you can [Save and Exit](#) to return another time.

* Indicates required information

1 Confirm Access

• **Do you have access to your wage information (used in W-2, W-2c, W-3 and/or W-3c) for Tax Year [9999]?**
You will need access to this wage information to resolve your discrepancy.

Yes No

2 Confirm Wage Information

✖ **The IRS processed more taxable Social Security and/or Medicare wages and tips for your employees than SSA processed.**

The following records are associated with Tax Year [9999].

	SSA Processed	IRS Processed	Difference
Social Security Wages	[\$99999999.99]	[\$99999999.99]	[\$99999999.99]
Social Security Tips	[\$99999999.99]	[\$99999999.99]	[\$99999999.99]
Medicare Wages	[\$99999999.99]	[\$99999999.99]	[\$99999999.99]

• **Are the amounts IRS Processed, as indicated above, correct?**

Yes No

• **Are the amounts SSA Processed, as indicated above, correct?**

Yes No

• **Did any of your employees receive sick pay from a third party?**

Yes No

• **Sick Pay Provider**
Please provide the following information related to the Third Party Provider who paid sick pay.

✖ **Field is required.**

• **Third Party Provider Name**

• **Third Party EIN**


• **Sick Pay Amount**

Continue
Back
Save and Exit

If you have additional questions, please call us at 1-800-772-6270 (TTY 1-800-325-0778) between 7:00 a.m. and 7:00 p.m. Eastern time, Monday through Friday, or email us at employerinfo@ssa.gov. This email address does not accept attachments.


OMB No. 0000-0000 [Privacy Policy](#) [Accessibility Help](#)

2.21.9. System Errors - Invalid URL

 **Social Security** John Public [Sign Out](#)

[EWR Home](#) [Reconciliation](#)


IRS/SSA Reconciliation

 **Invalid URL**

If the problem persists, please contact Business Services Online Technical Assistance at 1-888-772-2970 (TTY 1-800-325-0778) Monday through Friday, 7am – 7pm, Eastern Time.


[Return to EWR Home](#)

2.21.10. System Errors - System Failure

 **Social Security** John Public [Sign Out](#)

[EWR Home](#) [Reconciliation](#)


IRS/SSA Reconciliation

 **System Failure occurred while processing your request. Please try again.**

If the problem persists, please contact, Business Services Online Technical Assistance at 1-888-772-2970 (TTY 1-800-325-0778) Monday through Friday, 7am – 7pm, Eastern Time.


[Return to EWR Home](#)

2.21.11. System Errors - Application Error

 **Social Security** John Public [Sign Out](#)

[EWR Home](#) [Reconciliation](#)

IRS/SSA Reconciliation

 **The application encountered an error.**

If the problem persists, please contact, Employer Wage Report Online General Assistance at 1-800-772-6270.

[Return to EWR Home](#)

2.21.12. System Errors - Refresh Data



John Public [Sign Out](#)

[EWR Home](#) [Reconciliation](#)

IRS/SSA Reconciliation



The information that you are trying to update has changed.

Please return to Reconciliation Home for the most up to date information and try again.

[Return to Reconciliation Home](#)

2.22. Page Footer

If you have additional questions, please call us at 1-800-772-6270 (TTY 1-800-325-0778) between 7:00 a.m. and 7:00 p.m. Eastern time, Monday through Friday, or email us at [✉ employerinfo@ssa.gov](mailto:employerinfo@ssa.gov). This email address does not accept attachments.

[OMB No. 0000-0000](#) [Privacy Policy](#) [Accessibility Help](#)

2.22.1. Page Footer – OMB Link_Paperwork Reduction Act Statement

Paperwork Reduction Act Statement ✕

This information collection meets the requirements of 44 U.S.C. 3507, as amended by section 2 of the *Paperwork Reduction Act of 1995*. You do not need to answer these questions unless we display a valid Office of Management and Budget (OMB) control number.

The employer has an obligation to provide the information in this information collection request to the Social Security Administration. While respondents are not required to use this particular information collection tool to provide the information, if they do not, they must use other means. For example, employers may use our Business Services Online (OMB Control #0960-0626) to submit W-2(c)/W-3(c) information.

The OMB control number for collection of this information is 0960-0432. The expiration date is May 31, 2024.

We estimate that it will take about 30 minutes to read the instructions, gather the facts, and answer the questions.

You may send comments on our time estimate to:

Social Security Administration
6401 Security Blvd.
Baltimore, MD 21235-0001

Send only comments regarding this burden estimate or any other aspect of this collection, but nothing else.

[Close](#)

3. Appendix A - UXG Contact Information for Analysts, Developers and Others

For information about any of the content included in this design specifications document, contact the User Experience Group (UXG) Project Lead for this project and/or the appropriate project team member (for some projects a UXG designer may have specialized knowledge of one or more parts of the design).

To ensure a timely response to your inquiry in case of absence, please cc the UXG Team Lead.

<i>Name</i>	<i>Project Role</i>	<i>Email</i>	<i>Phone</i>	<i>Specialized Project Knowledge</i>
Sheila Y. Lee	UXG Project Lead	Sheila.Y.Lee@ssa.gov	(410) 965-5695	All
Emily Ficner	UXG Designer	Emily.Ficner@ssa.gov	(610) 704-8588	All