



National Science Foundation

FY 2023 Survey of Science and Engineering Research Facilities

Your participation in this survey is voluntary. However, your institution's response is important. The information from this survey on individual institutions can be used by your institution and other institutions for decision- and policy-making. The data also describe science and engineering research facilities at the national, regional, and state levels.

Responding to this survey typically requires 19 hours depending on how data are maintained at your institution. If you wish to comment on the burden of completing this survey, contact Suzanne H. Plimpton, Reports Clearance Officer, NSF, via e-mail at splimpto@nsf.gov or call 1-703-292-7556. Or, you may write to the Office of Management and Budget, Paperwork Reduction Project (OMB Number 3145-0101), Washington, DC 20503.

Expiration date: TBD

If you have a question, please contact Kumar DeSilva via e-mail at facilitiesurvey@westat.com or call 1-888-811-1838. The survey director at the National Science Foundation's National Center for Science and Engineering Statistics is Mr. Michael Gibbons.

Please complete and send this survey to NSF on the web (according to the instructions on page 1) or return it by mail to:

ATTN: NSF Facilities Survey
Westat
1600 Research Boulevard
Rockville, MD 20850

Thank you for your participation.

INFORMATION ONLY – DO NOT USE TO REPORT

General information

This questionnaire is available electronically. Go to www.facilitiesurvey.org to access the survey. You will need to enter your institution's ID and password.

Please report information for the **institution** named on the web survey questionnaire.

If you do not have exact figures for any part of this questionnaire, please provide estimates.

Confidentiality

Information provided on research animal space (Questions 1 row i, 3, and 10F) and on the condition of S&E space (Question 7) will not be publicly available for individual institutions. In accordance with the National Science Foundation Act of 1950, as amended, and other applicable federal laws, your responses will not be disclosed in identifiable form to anyone other than agency employees or authorized persons. Per the Federal Cybersecurity Enhancement Act of 2015, your data are protected from cybersecurity risks through screening of the systems that transmit your data.

Changes from previous survey cycle

No changes have been made to the survey questionnaire since the previous cycle.

Definition of science and engineering (S&E) research and research space

Please use these definitions when answering all questions in this survey.

Research is all research and experimental development (R&D) activities of your institution that are separately accounted for. These R&D activities comprise creative and systematic work undertaken in order to increase the stock of knowledge—including knowledge of humankind, culture and society—and to devise new applications of available knowledge. This research can be funded by your own institution, the federal government, a state government, foundations, corporations, or other sources.

Research space is the net assignable square feet of space in buildings within which research activities take place. Research facilities are located within buildings. A **building** is a roofed structure for permanent or temporary shelter of persons, animals, plants, materials, or equipment. Structures should be included if they are (1) attached to a foundation, (2) roofed, (3) serviced by a utility, exclusive of lighting, and (4) a source of significant maintenance and repair activities.

Net assignable square feet (NASF) is the sum of all areas on all floors of a building assigned to, or available to be assigned to, an occupant for a specific use, such as research or instruction. NASF is measured from the inside faces of walls.

Science and engineering (S&E) includes the following fields: agricultural sciences, animal sciences, plant sciences, veterinary sciences, and related fields; biological and biomedical sciences; computer and information sciences; engineering; geosciences, atmospheric sciences, and ocean sciences; health sciences; mathematics and statistics; natural resources and conservation; physical sciences; psychology; social sciences; and other science and engineering fields. See Question 2 on pages 5–8 for a list of the major disciplines included in each of these fields.

Definition of science and engineering (S&E) research and research space (continued)

Research space includes:

- controlled-environment space, such as clean, cold, or white rooms
- technical and laboratory support space, such as equipment areas, preparation areas, darkrooms, carpentry and machine shops, storage areas, etc.
- laboratories, including computer labs, behavior observation rooms, etc.
- core laboratories that serve other laboratories
- laboratories and associated support areas used for research animals, including procedure rooms, bench space, animal production colonies, holding rooms, germ-free rooms, surgical facilities, recovery rooms, etc.
- housing facilities for research animals and associated maintenance areas, including cage rooms, stalls, wards, isolation rooms, exercise rooms, feed storage rooms, cage-washing rooms, holding and storage areas, etc.
- space for clinical trial research
- offices, to the extent that they are used for research activities, including administrative activities for a specific research project
- space with fixed (built-in) equipment such as fume hoods
- space with nonfixed equipment costing \$1 million or more each, such as MRIs
- space that is leased by your institution

Research space does not include:

- space for the fields of law, business administration/management, humanities, history, the arts, or education
- libraries, unless they are dedicated to a specific research project
- animal field buildings sheltering animals that do not directly support research or that are not subject to government regulations concerning humane care and use of laboratory animals
- Federally Funded Research and Development Centers (FFRDCs)
- in-kind space used by your faculty, staff, or other persons but administered by other organizations, such as research facilities at non-university hospitals or Veterans Administration hospitals
- space administered by your institution but leased to another organization
- outdoor areas such as fish ponds or planting fields

Question 1: Types of science and engineering (S&E) research space

1. Please indicate whether or not your institution had each type of S&E research space listed below at the end of your FY 2023. See pages 2–3 for the definition of research space and fields of S&E.

**Did your institution have this
type of S&E research space
at end of FY 2023?**

(Mark one “X” for each row.)

Types of S&E research space	Yes	No	Uncertain
a. Laboratories, wet or dry, including computer laboratories, behavior observation laboratories, etc.	<input type="checkbox"/>	<input type="checkbox"/>	<input type="checkbox"/>
b. Laboratory support space, including autoclave rooms, darkrooms, equipment areas, storage areas for research equipment and supplies, etc.	<input type="checkbox"/>	<input type="checkbox"/>	<input type="checkbox"/>
c. Instructional laboratories that are <i>also</i> used for research.....	<input type="checkbox"/>	<input type="checkbox"/>	<input type="checkbox"/>
d. Core laboratories that serve other laboratories	<input type="checkbox"/>	<input type="checkbox"/>	<input type="checkbox"/>
e. Leased space that is used for research	<input type="checkbox"/>	<input type="checkbox"/>	<input type="checkbox"/>
f. Offices, to the extent they are used for research	<input type="checkbox"/>	<input type="checkbox"/>	<input type="checkbox"/>
g. Space used for research containing nonfixed equipment costing \$1 million or more each, such as MRIs.....	<input type="checkbox"/>	<input type="checkbox"/>	<input type="checkbox"/>
h. Research space in a medical school that awards the M.D. or D.O. degree	<input type="checkbox"/>	<input type="checkbox"/>	<input type="checkbox"/>
i. Research animal space	<input type="checkbox"/>	<input type="checkbox"/>	<input type="checkbox"/>
Reminder: Please see page 1 for confidentiality of this item.			
Laboratories and associated support areas used for research animals that are subject to local, state, and federal government policies and regulations concerning humane care and use of animals. Examples include procedure rooms, holding rooms, recovery rooms, animal production colonies, and storage areas.			
Space for housing research animals and associated maintenance areas that are subject to local, state, and federal government policies and regulations concerning humane care and use of animals. Examples include animal quarters, cage-washing rooms, feed storage areas, isolation rooms, and exercise rooms.			
j. Research space that is used for clinical trials	<input type="checkbox"/>	<input type="checkbox"/>	<input type="checkbox"/>

Question 2: Amount of research space

2. At the end of your FY 2023, how much net assignable square feet was used for research (based on the definition of research space on pages 2–3) for each of the fields of science and engineering (S&E) below? Please include any research animal space in the relevant fields of S&E. You may provide estimates if you do not have exact figures.

Research space is equivalent to functional category 2 (Research) for facilities inventory systems based on the U.S. Department of Education Facilities Inventory and Classification Manual (FICM classification), the Western Interstate Commission for Higher Education (WICHE classification), and the National Association of College and University Business Officers (NACUBO classification).

Research animal space includes all departmental and central facilities, such as laboratories, housing, and associated support areas, that are subject to local, state, and federal government policies and regulations concerning humane care and use of laboratory animals.

If research space was shared among fields or used for other purposes in addition to research, report the portion of space used for research for each field below. For example, if two fields shared the space equally, report half of the space in one field and half in the other. Or, if an area was used for research one-fourth of the time and for other purposes the rest of the time, report one-fourth of the space as research space.

Field of S&E (*Broad-level disciplines for each field of S&E are listed below. Click on the S&E Field List tab on the web survey to see more detailed examples.*)
(*Include research animal space.*)

**Net assignable square feet
of research space at end of
FY 2023**

a. Agricultural sciences, animal sciences, plant sciences, veterinary sciences, and related fields

Agricultural and domestic animal services
Agricultural and food products processing
Agricultural business and management
Agricultural mechanization
Agricultural production operations
Agriculture, veterinary preparatory programs
Animal sciences
Applied horticulture and horticultural business services
Food science and technology

International agriculture
Plant pathology and phytopathology, agricultural
Plant sciences
Soil sciences
Veterinary biomedical and clinical sciences
Veterinary medicine
Agricultural sciences, animal sciences, plant sciences, veterinary sciences, and related fields, other

NASF

Check this box if no research space in this field at the end of FY 2023

b. Biological and biomedical sciences

Anatomical sciences
Animal biology
Biochemistry
Bioinformatics
Biomathematics
Biophysics
Biotechnology
Botany
Cell biology
Cellular biology
Computational biology
Ecology
Epidemiology
Evolution
Foods, nutrition, and wellness studies
Genetics
Immunology

Microbiological sciences
Molecular biology
Molecular medicine
Neurobiology
Neurosciences
Nutrition sciences
Pathology
Pharmacology
Physiology
Plant biology
Plant pathology and phytopathology, biological sciences
Population biology
Systematics
Toxicology
Zoology
Biological and biomedical sciences, other

NASF

Check this box if no research space in this field at the end of FY 2023

Field of S&E (*Broad-level disciplines for each field of S&E are listed below. Click on the S&E Field List tab on the web survey to see more detailed examples.*)
 (Include research animal space.)

**Net assignable square feet
of research space at end of
FY 2023**

c. Computer and information sciences

Computer and information technology
administration and management
Computer science
Computer software and media applications
Computer systems analysis

Computer systems networking and
telecommunications
Data processing
Information science, studies
Computer and information sciences, other

NASF

 Check this box if no
research space in this field at
the end of FY 2023

d. Engineering

Aeronautical engineering
Aerospace engineering
Agricultural engineering
Astronautical engineering
Automation engineering
Bioengineering
Biomedical engineering
Chemical engineering
Civil engineering
Communications engineering
Computer engineering
Electrical engineering
Electronic engineering
Energy systems engineering
Engineering chemistry
Engineering design
Engineering mechanics
Engineering physics
Engineering science
Environmental engineering

Environmental health engineering
Forest engineering
Industrial engineering
Manufacturing engineering
Marine engineering
Materials engineering
Mechanical engineering
Mechatronics
Medical engineering
Metallurgical engineering
Nanotechnology
Naval architecture
Nuclear engineering
Ocean engineering
Operations research
Paper science
Petroleum engineering
Robotics
Space engineering
Engineering, other

NASF

 Check this box if no
research space in this field at
the end of FY 2023

e. Geosciences, atmospheric sciences, and ocean sciences

Atmospheric sciences
Biological oceanography
Earth sciences
Geological sciences
Marine sciences
Meteorology

Ocean sciences
Oceanography, chemical and physical
Physical geography
Geosciences, atmospheric sciences, and
ocean sciences, other

NASF

 Check this box if no
research space in this field at
the end of FY 2023

Field of S&E (*Broad-level disciplines for each field of S&E are listed below. Click on the S&E Field List tab on the web survey to see more detailed examples.*)
 (Include research animal space.)

**Net assignable square feet
of research space at end of
FY 2023**

f. Health sciences

Advanced, graduate dentistry and oral sciences
 Allied health and medical assisting services
 Allied health diagnostic, intervention, and treatment
 Alternative and complementary medicine and medical systems
 Bioethics, medical ethics
 Clinical laboratory science/research
 Clinical medicine research
 Clinical nursing
 Communication disorders sciences and services
 Dentistry
 Dietetics and clinical nutrition services
 Gerontology, health sciences
 Health and medical administrative services
 Health, medical preparatory programs
 Kinesiology and exercise science
 Medical clinical sciences
 Medical illustration
 Medical informatics
 Medical laboratory science/research

Medicine
 Mental and social health services
 Nursing administration
 Nursing research
 Optometry
 Oral sciences
 Osteopathic medicine
 Osteopathy
 Pharmaceutical administration
 Pharmaceutical sciences
 Pharmacy
 Podiatric medicine
 Podiatry
 Practical nursing
 Public health
 Radiological science
 Registered nursing
 Rehabilitation and therapeutic professions
 Vocational nursing
 Health sciences, other

NASF

Check this box if no research space in this field at the end of FY 2023

g. Mathematics and statistics

Applied mathematics
 Applied statistics
 Mathematics

Statistics
 Mathematics and statistics, other

NASF

Check this box if no research space in this field at the end of FY 2023

h. Natural resources and conservation

Environmental, natural resources management and policy
 Environmental science or studies
 Fishing and fisheries sciences and management
 Forestry

Natural resources conservation and research
 Wildlife and wildlands science and management
 Natural resources and conservation, other

NASF

Check this box if no research space in this field at the end of FY 2023

i. Physical sciences

Astronomy
 Astrophysics
 Chemical biology
 Chemistry

Materials science
 Physics
 Physical sciences, other

NASF

Check this box if no research space in this field at the end of FY 2023

Field of S&E (*Broad-level disciplines for each field of S&E are listed below. Click on the S&E Field List tab on the web survey to see more detailed examples.*)
 (Include research animal space.)

**Net assignable square feet
of research space at end of
FY 2023**

j. Psychology

Applied psychology
 Clinical psychology
 Counseling psychology

Research and experimental psychology
 Psychology, other

_____ NASF

Check this box if no research space in this field at the end of FY 2023

k. Social sciences

Anthropology
 Agricultural economics
 Archeology
 Area, ethnic, cultural, gender, and group studies
 Corrections
 Criminal justice
 Criminology
 Demography
 Economics
 Geography and cartography
 Gerontology, social sciences

International relations
 Linguistics
 National security studies
 Natural resource economics
 Political science and government
 Population studies
 Public policy
 Rural sociology
 Sociology
 Urban studies, affairs
 Social sciences, other

_____ NASF

Check this box if no research space in this field at the end of FY 2023

l. Other field of S&E

Use this category when multidisciplinary, interdisciplinary, or other aspects make classification under one primary S&E field impossible. If you are unsure where to report a discipline, click on the S&E Field List tab in the web survey to see more detailed examples for each discipline. Please see pages 2–3 for the definition of S&E research and research space.

_____ NASF

Check this box if no research space in this field at the end of FY 2023

(Please describe.) _____

Question 3: Research animal space

Reminder: Please see page 1 for confidentiality of this item.

3. At the end of your FY 2023, how much of the research NASF reported in Question 2 was used for research animals?

Research animal space includes all departmental and central facilities, such as laboratories, housing, and associated support areas, that are subject to local, state, and federal government policies and regulations concerning humane care and use of laboratory animals.

Research animal portion of the space
included in Question 2 (*If none, enter "0."*) NASF

Question 4: Clinical trial research space

4. At the end of your FY 2023, how much of the research NASF reported in Question 2 was used for clinical trials?

Clinical trial portion of the space
included in Question 2 (*If none, enter "0."*) NASF

Question 5: Research space in medical school

5. *If your institution had a medical school*, how much of the research NASF reported in Question 2 was located in the medical school at the end of your FY 2023?

Medical school is a school that awards the M.D. or D.O. degree.

If your institution did **not** have a medical school,
check this box and go to Question 6.....

Medical school portion of the space
included in Question 2 (*If none, enter "0."*) NASF

Question 6: Shared research space

6. For each field of S&E below, please indicate whether any of the space in Question 2 was (1) shared with any other field(s); and (2) used for purposes other than research (e.g., instruction) at the end of your FY 2023.

In Question 2, the instructions indicate, “If research space was shared among fields or used for other purposes in addition to research, report the portion of space used for research for each field.” If you prorated the NASF in Question 2 according to these instructions, you should answer “yes” in column 1 and/or column 2 in the field(s) below that were prorated due to shared space.

For Field of S&E definitions, see Question 2 on pages 5–8.

Field of S&E (Include research animal space.)	Mark “X” if no research space in this field	(1) Was the space in Question 2 shared with any other field(s)?		(2) Was the space in Question 2 used for purposes other than research?	
		Yes	No	Yes	No
a. Agricultural sciences, animal sciences, plant sciences, veterinary sciences, and related fields.....	<input type="checkbox"/>	<input type="checkbox"/>	<input type="checkbox"/>	<input type="checkbox"/>	<input type="checkbox"/>
b. Biological and biomedical sciences	<input type="checkbox"/>	<input type="checkbox"/>	<input type="checkbox"/>	<input type="checkbox"/>	<input type="checkbox"/>
c. Computer and information sciences.....	<input type="checkbox"/>	<input type="checkbox"/>	<input type="checkbox"/>	<input type="checkbox"/>	<input type="checkbox"/>
d. Engineering	<input type="checkbox"/>	<input type="checkbox"/>	<input type="checkbox"/>	<input type="checkbox"/>	<input type="checkbox"/>
e. Geosciences, atmospheric sciences, and ocean sciences	<input type="checkbox"/>	<input type="checkbox"/>	<input type="checkbox"/>	<input type="checkbox"/>	<input type="checkbox"/>
f. Health sciences.....	<input type="checkbox"/>	<input type="checkbox"/>	<input type="checkbox"/>	<input type="checkbox"/>	<input type="checkbox"/>
g. Mathematics and statistics	<input type="checkbox"/>	<input type="checkbox"/>	<input type="checkbox"/>	<input type="checkbox"/>	<input type="checkbox"/>
h. Natural resources and conservation	<input type="checkbox"/>	<input type="checkbox"/>	<input type="checkbox"/>	<input type="checkbox"/>	<input type="checkbox"/>
i. Physical sciences.....	<input type="checkbox"/>	<input type="checkbox"/>	<input type="checkbox"/>	<input type="checkbox"/>	<input type="checkbox"/>
j. Psychology	<input type="checkbox"/>	<input type="checkbox"/>	<input type="checkbox"/>	<input type="checkbox"/>	<input type="checkbox"/>
k. Social sciences	<input type="checkbox"/>	<input type="checkbox"/>	<input type="checkbox"/>	<input type="checkbox"/>	<input type="checkbox"/>
l. Other field of S&E	<input type="checkbox"/>	<input type="checkbox"/>	<input type="checkbox"/>	<input type="checkbox"/>	<input type="checkbox"/>

Question 7: Condition of research space

Reminder: Please see page 1 for confidentiality of this item.

7. At the end of your FY 2023, what percentage of the research NASF reported in Question 2 fell into each of the four condition categories below? Include research animal space.

- Superior condition** Suitable for the most scientifically competitive research in this field over the next 2 years (your FY 2024 and FY 2025)
- Satisfactory condition** Suitable for continued use over the next 2 years (your FY 2024 and FY 2025) for most levels of research in this field, but may require minor repairs or renovation
- Requires renovation** Will no longer be suitable for current research without undergoing major renovation within the next 2 years (your FY 2024 and FY 2025)
- Requires replacement** Should stop using space for current research within the next 2 years (your FY 2024 and FY 2025)

For Field of S&E definitions, see Question 2 on pages 5–8.

Field of S&E (Include research animal space.)	Mark "X" if no research space in this field	Percent of net assignable square feet				Total
		Superior condition	Satisfactory condition	Requires renovation	Requires replacement	
a. Agricultural sciences, animal sciences, plant sciences, veterinary sciences, and related fields	<input type="checkbox"/>	_____ %	_____ %	_____ %	_____ %	100%
b. Biological and biomedical sciences	<input type="checkbox"/>	_____ %	_____ %	_____ %	_____ %	100%
c. Computer and information sciences.....	<input type="checkbox"/>	_____ %	_____ %	_____ %	_____ %	100%
d. Engineering.....	<input type="checkbox"/>	_____ %	_____ %	_____ %	_____ %	100%
e. Geosciences, atmospheric sciences, and ocean sciences.....	<input type="checkbox"/>	_____ %	_____ %	_____ %	_____ %	100%
f. Health sciences.....	<input type="checkbox"/>	_____ %	_____ %	_____ %	_____ %	100%
g. Mathematics and statistics	<input type="checkbox"/>	_____ %	_____ %	_____ %	_____ %	100%
h. Natural resources and conservation	<input type="checkbox"/>	_____ %	_____ %	_____ %	_____ %	100%
i. Physical sciences.....	<input type="checkbox"/>	_____ %	_____ %	_____ %	_____ %	100%
j. Psychology.....	<input type="checkbox"/>	_____ %	_____ %	_____ %	_____ %	100%
k. Social sciences	<input type="checkbox"/>	_____ %	_____ %	_____ %	_____ %	100%
l. Other field of S&E.....	<input type="checkbox"/>	_____ %	_____ %	_____ %	_____ %	100%

Question 8: Repairs and renovations started in FY 2022 and FY 2023

8. Please provide the completion costs for repair and renovation of S&E research facilities that started during your FY 2022 or FY 2023. Include research animal space in the relevant fields of S&E. Include only projects whose prorated cost was estimated to be \$250,000 or more for at least one field of S&E listed below. For **multi-year projects**, report the entire completion cost even if some work will occur in future years.

Start date is the date on which the physical work of the repairs or renovations actually began.

Repairs and renovations are activities such as fixing up facilities in deteriorated condition, capital improvements on facilities, conversion of facilities, and the building out of shell space. Include any repairs or renovations to existing space that are performed in combination with new construction projects. **Do not** report building additions since they are reported in this survey under new construction.

Completion costs include planning, site preparation, construction, fixed equipment, nonfixed equipment that costs \$1 million or more, and building infrastructure such as plumbing, lighting, air exchange, and safety systems either in the building or within 5 feet of the building foundation.


If research facilities are shared by two or more fields, allocate the appropriate share of the costs to each field in order to determine which fields to report. For example, if a field will have one-fourth of the costs for a \$300,000 project, do **not** report that field’s share, which is \$75,000. If a \$400,000 project will have two fields with the same costs, do **not** report either field’s portion, which is \$200,000 each.

If research facilities are also used for nonresearch activities, report the S&E research portion of the costs for the fields listed below if the research portion is \$250,000 or more. For example, if a facility is used for S&E research one-fourth of the time and for instruction the rest of the time, report one-fourth of the completion costs for S&E research facilities.

If your institution had no repair or renovation projects, check this box and go to Question 10.....

For Field of S&E definitions, see Question 2 on pages 5–8.

Field of S&E <i>(Include costs for research animal space.)</i>	Completion costs for projects started in FY 2022 or FY 2023
a. Agricultural sciences, animal sciences, plant sciences, veterinary sciences, and related fields.....	\$ <input style="width: 100px;" type="text"/>
b. Biological and biomedical sciences	\$ <input style="width: 100px;" type="text"/>
c. Computer and information sciences.....	\$ <input style="width: 100px;" type="text"/>
d. Engineering	\$ <input style="width: 100px;" type="text"/>
e. Geosciences, atmospheric sciences, and ocean sciences.....	\$ <input style="width: 100px;" type="text"/>
f. Health sciences.....	\$ <input style="width: 100px;" type="text"/>
g. Mathematics and statistics.....	\$ <input style="width: 100px;" type="text"/>
h. Natural resources and conservation	\$ <input style="width: 100px;" type="text"/>
i. Physical sciences.....	\$ <input style="width: 100px;" type="text"/>
j. Psychology	\$ <input style="width: 100px;" type="text"/>
k. Social sciences	\$ <input style="width: 100px;" type="text"/>
l. Other field of S&E <i>(Please describe.)</i>	\$ <input style="width: 100px;" type="text"/>



Question 9: For medical schools only: repairs and renovations in FY 2022 and FY 2023

9. *If your institution had a medical school*, how much of the completion costs for repair and renovation of research facilities as reported in Question 8 was located in the medical school?

Medical school is a school that awards the M.D. or D.O. degree.

If your institution did *not* have a medical school,
check this box and go to Question 10.....

Medical school portion of the costs
included in Question 8 (*If none, enter "0."*)\$

Question 10: New construction started in FY 2022 and FY 2023

10. Please provide the total number of new construction projects that included S&E research facilities that started during your FY 2022 or FY 2023. Include only projects whose prorated cost was estimated to be \$250,000 or more for at least one field of S&E. Include research animal space in the relevant fields of S&E.

New construction is the construction of a new building or additions to an existing building.

Research facilities are defined on pages 2–3 of the survey questionnaire.

Project start date is defined as the first placement of permanent construction of a building or addition on site, such as the pouring of a slab or footing, the installation of piles, the construction of columns, or any work beyond the stage of excavation. When determining project start date, please exclude planning, demolition, or other site preparation work.

Completion costs include planning, site preparation, construction, fixed equipment, nonfixed equipment that costs \$1 million or more, and building infrastructure such as plumbing, lighting, air exchange, and safety systems either in the building or within 5 feet of the building foundation. Include such costs whether they occur before or after the project start date.

If facilities are shared for research and nonresearch activities, report only projects with completion costs of \$250,000 or more for at least one field of S&E research. For example, if a \$300,000 project involves space used for research only one-fourth of the time, this project of \$75,000 for the research facilities should not be reported.

If facilities are shared by two or more fields of S&E, report the new construction project only if at least one field of S&E research has completion costs of \$250,000 or more. For example, if two fields share the costs equally for a research project costing \$400,000, neither field’s share of \$200,000 meets the cost minimum.

If your institution had no new construction projects, check this box and go to Question 11

If your institution had one or more new construction projects, enter the number of projects here and fill out a separate Individual Project Form for each one..... projects

Please make additional copies of this form as needed.

Individual Project Form for Question 10

Page 1 of 4

Please complete this form for each new construction project that started during your FY 2022 or FY 2023. Include only projects that will cost \$250,000 or more for at least one of the S&E fields.

10A. What is the name of this project? [text box]

10B. During which of your fiscal years did the physical work of new construction begin for this project?

Project start date is defined as the first placement of permanent construction of a building or addition on site, such as the pouring of a slab or footing, the installation of piles, the construction of columns, or any work beyond the stage of excavation. When determining project start date, please exclude planning, demolition, or other site preparation work.

FY 2022..... [checkbox]

FY 2023..... [checkbox]

10C. When this project is completed, what are (a) the entire project’s (research and nonresearch) gross square feet; (b) the entire project’s net assignable square feet; and (c) the S&E research facilities portion in net assignable square feet?

For multi-year projects, report the space expected when the project is completed.

a. Gross square feet (GSF) for entire project (research and nonresearch)..... [text box] GSF

Gross square feet (GSF) is the floor area of a structure within the outside faces of the exterior walls.

b. Net assignable square feet (NASF) for entire project (research and nonresearch) [text box] NASF

Net assignable square feet (NASF) is the sum of all areas on all floors of a building assigned to, or available to be assigned to, an occupant for a specific use, such as research or instruction. NASF is measured from the inside faces of walls.

NOTE: If the entire project is S&E research, the answers for row b and row c will be the same.

c. Net assignable square feet for S&E research facilities portion (defined on pages 2–3 of the survey questionnaire) [text box] NASF

Research facilities are defined on pages 2–3 of the survey questionnaire, including examples of what areas to include and exclude.

If the research facilities are also used for nonresearch activities, adjust the amount of space based on the amount of time the area is used for S&E research. For example, if an area is used for S&E research one-fourth of the time and for instruction the rest of the time, report one-fourth of the space as S&E research facilities.

If you have any questions about which projects to report or how to fill out the Individual Project Form, please contact the Facilities Survey Help Desk.

Please make additional copies of this form as needed.

Individual Project Form for Question 10

Page 2 of 4


- 10D. When this project is completed, what are the completion costs for (a) the entire project (research and nonresearch), and (b) the S&E research facilities portion of the project? **For multi-year projects**, report the costs expected when the project is completed.

Completion costs include planning, site preparation, construction, fixed equipment, nonfixed equipment that costs \$1 million or more, and building infrastructure such as plumbing, lighting, air exchange, and safety systems either in the building or within 5 feet of the building foundation. Include such costs whether they occur before or after the project start date in Question 10B.

- a. Completion costs for the GSF of the entire project (research and nonresearch) \$
- b. Completion costs for the **S&E research facilities** portion
(defined on pages 2–3 of the survey questionnaire) \$

If the research facilities are also used for nonresearch activities, adjust the completion costs based on the amount of time the facilities are used for S&E research. For example, if a facility is used for S&E research one-fourth of the time and for instruction the rest of the time, report one-fourth of the completion costs for S&E research facilities.

If you have any questions about which projects to report or how to fill out the Individual Project Form, please contact the Facilities Survey Help Desk.



Please make additional copies of this form as needed.

Individual Project Form for Question 10

Page 3 of 4

- 10E. For the portion of this project used for **S&E research facilities**, what are (1) the completion costs, and (2) the net assignable square feet, for each field listed below? **For multi-year projects**, report costs and NASF expected when the project is completed.

Report only fields with costs of \$250,000 or more for research facilities.

If research facilities are shared by two or more fields, allocate the appropriate share of the costs to each field in order to determine which fields to report. For example, if a field will have one-fourth of the costs for a \$300,000 project, do not report that field's share, which is \$75,000. If a \$400,000 project will have two fields with the same costs, do not report either field's portion, which is \$200,000 each.

If research facilities are also used for nonresearch activities, report the S&E research portion of the cost and net assignable square feet for the fields listed below if the research portion is \$250,000 or more. For example, if a facility will be used for S&E research one-fourth of the time and for instruction the rest of the time, report one-fourth of the completion costs for S&E research facilities.

For Field of S&E definitions, see Question 2 on pages 5–8.

Field of S&E (Include research animal space.)	Research facilities		NASF
	(1) Completion costs	(2) Net assignable square feet	
a. Agricultural sciences, animal sciences, plant sciences, veterinary sciences, and related fields	\$ <input type="text"/>	<input type="text"/>	NASF
b. Biological and biomedical sciences	\$ <input type="text"/>	<input type="text"/>	NASF
c. Computer and information sciences	\$ <input type="text"/>	<input type="text"/>	NASF
d. Engineering	\$ <input type="text"/>	<input type="text"/>	NASF
e. Geosciences, atmospheric sciences, and ocean sciences	\$ <input type="text"/>	<input type="text"/>	NASF
f. Health sciences	\$ <input type="text"/>	<input type="text"/>	NASF
g. Mathematics and statistics	\$ <input type="text"/>	<input type="text"/>	NASF
h. Natural resources and conservation.....	\$ <input type="text"/>	<input type="text"/>	NASF
i. Physical sciences	\$ <input type="text"/>	<input type="text"/>	NASF
j. Psychology	\$ <input type="text"/>	<input type="text"/>	NASF
k. Social sciences.....	\$ <input type="text"/>	<input type="text"/>	NASF
l. Other field of S&E (Please describe.).....	\$ <input type="text"/>	<input type="text"/>	NASF

If you have any questions about which projects to report or how to fill out the Individual Project Form, please contact the Facilities Survey Help Desk.

Please make additional copies of this form as needed.

Individual Project Form for Question 10

Page 4 of 4

Reminder: Please see page 1 for confidentiality of this item.

10F. How much of the completion costs and NASF reported in Question 10E are for **research animal space**?

Research animal space includes all departmental and central facilities, such as laboratories, housing, and associated support areas, that are subject to local, state, and federal government policies and regulations concerning humane care and use of laboratory animals.

	Completion costs	Net assignable square feet
Research animal portion included in Question 10E (If none, enter "0.").....	\$ <input type="text"/>	<input type="text"/> NASF

10G. **If your institution has a medical school**, how much of the completion costs and NASF reported in Question 10E are for research facilities located in the medical school?

Medical school is a school that awards the M.D. or D.O. degree.

If your institution does **not** have a medical school, check this box and go to Question 11

	Completion costs	Net assignable square feet
Medical school portion included in Question 10E (If none, enter "0.").....	\$ <input type="text"/>	<input type="text"/> NASF

If you have any questions about which projects to report or how to fill out the Individual Project Form, please contact the Facilities Survey Help Desk.

Question 11: Sources of project funding

11. Please provide the completion costs by source of funding for repair and renovation and new construction of S&E research facilities that started during your FY 2022 or FY 2023 as reported in Question 8 and Question 10E.

Total costs reported in column 1 should match the sum of the costs for repair and renovation of research facilities reported in Question 8 on page 12.

Total costs reported in column 2 should match the sum of the costs for new construction as reported in Question 10E on all Individual Project Form(s).

Source of funding	Completion costs	
	(1) For repairs and renovations reported in Question 8	(2) For new construction reported in Question 10E (all project forms)
a. Federal government.....	\$ <input style="width: 150px;" type="text"/>	\$ <input style="width: 150px;" type="text"/>
b. State or local government.....	\$ <input style="width: 150px;" type="text"/>	\$ <input style="width: 150px;" type="text"/>
c. Institutional funds and other sources Examples: operating funds, endowments, tax-exempt bonds and other debt financing, indirect costs recovered from federal grants/contracts, private donations, other sources.....	\$ <input style="width: 150px;" type="text"/>	\$ <input style="width: 150px;" type="text"/>
Total	\$ <input style="width: 150px;" type="text"/>	\$ <input style="width: 150px;" type="text"/>

Question 12: Planned repairs and renovations to start in FY 2024 and FY 2025

12. Please provide the estimated completion costs planned for repair and renovation of S&E research facilities that are funded **and** scheduled to start in your FY 2024 or FY 2025. Include research animal space in the relevant fields of S&E. Include only projects whose prorated cost was estimated to be \$250,000 or more for at least one field of S&E listed below. For **multi-year projects**, report the entire completion cost even if some work will occur in future years.

Start date is the date on which the physical work of the repairs or renovations is scheduled to begin.

Repairs and renovations are activities such as fixing up facilities in deteriorated condition, capital improvements on facilities, conversion of facilities, and the building out of shell space. Include any repairs or renovations to existing space that are performed in combination with new construction projects. **Do not** report building additions since they are reported in this survey under new construction.

Completion costs include planning, site preparation, construction, fixed equipment, nonfixed equipment that costs \$1 million or more, and building infrastructure such as plumbing, lighting, air exchange, and safety systems either in the building or within 5 feet of the building foundation.

If research facilities are shared by two or more fields, allocate the appropriate share of the costs to each field in order to determine which fields to report. For example, if a field will have one-fourth of the costs for a \$300,000 project, do **not** report that field's share, which is \$75,000. If a \$400,000 project will have two fields with the same costs, do **not** report either field's portion, which is \$200,000 each.

If research facilities will also be used for nonresearch activities, report the S&E research portion of the costs for the fields listed below if the research portion is \$250,000 or more. For example, if a facility will be used for S&E research one-fourth of the time and for instruction the rest of the time, report one-fourth of the completion costs for S&E research facilities.

If your institution does **not** have planned repair or renovation projects, check this box and go to Question 14.....

For Field of S&E definitions, see Question 2 on pages 5–8.

Field of S&E <i>(Include costs for research animal space.)</i>	Completion costs for planned repair/renovation projects to start in FY 2024 or FY 2025
a. Agricultural sciences, animal sciences, plant sciences, veterinary sciences, and related fields	\$ <input type="text"/>
b. Biological and biomedical sciences	\$ <input type="text"/>
c. Computer and information sciences	\$ <input type="text"/>
d. Engineering	\$ <input type="text"/>
e. Geosciences, atmospheric sciences, and ocean sciences.....	\$ <input type="text"/>
f. Health sciences.....	\$ <input type="text"/>
g. Mathematics and statistics	\$ <input type="text"/>
h. Natural resources and conservation	\$ <input type="text"/>
i. Physical sciences.....	\$ <input type="text"/>
j. Psychology	\$ <input type="text"/>
k. Social sciences	\$ <input type="text"/>
l. Other field of S&E <i>(Please describe.)</i>	\$ <input type="text"/>



Question 13: For medical schools only: planned repairs and renovations in FY2024 and FY2025

13. *If your institution has a medical school*, how much of the completion costs for planned repair and renovation of research facilities as reported in Question 12 will be located in the medical school?

Medical school is a school that awards the M.D. or D.O. degree.

If your institution does *not* have a medical school, check this box and go to Question 14

Medical school portion of the costs included in Question 12 (*If none, enter "0."*) \$

Question 14: Planned new construction to start in FY 2024 and FY 2025

14. Please provide the estimated completion costs and NASF for planned new construction of S&E research facilities that are funded and scheduled to start in your FY 2024 or FY 2025. Include research animal space in the relevant fields of S&E. Include only projects whose prorated cost was estimated to be \$250,000 or more for at least one field of S&E listed below. For **multi-year projects**, report the entire completion cost even if some work will occur in future years.

Project start date is defined as the first placement of permanent construction of a building or addition on site, such as the pouring of a slab or footing, the installation of piles, the construction of columns, or any work beyond the stage of excavation. When determining project start date, please exclude planning, demolition, or other site preparation work.

New construction is the construction of a new building or additions to an existing building.

Completion costs include planning, site preparation, construction, fixed equipment, nonfixed equipment that costs \$1 million or more, and building infrastructure such as plumbing, lighting, air exchange, and safety systems either in the building or within 5 feet of the building foundation. Include such costs whether they occur before or after the project start date.

If research facilities are shared by two or more fields, allocate the appropriate share of the costs to each field in order to determine which fields to report. For example, if a field will have one-fourth of the costs for a \$300,000 project, do **not** report that field’s share, which is \$75,000. If a \$400,000 project will have two fields with the same costs, do **not** report either field’s portion, which is \$200,000 each.

If research facilities are also used for nonresearch activities, report the S&E research portion of the costs and net assignable square feet for the fields listed below if the research portion is \$250,000 or more. For example, if a facility will be used for S&E research one-fourth of the time and for instruction the rest of the time, report one-fourth of the completion costs for S&E research facilities.

If your institution does **not** have any planned new construction projects, check this box and go to Question 16.....

For Field of S&E definitions, see Question 2 on pages 5–8.

Planned new construction scheduled to start in FY 2024 or FY 2025

Field of S&E <i>(Include costs for research animal space.)</i>	Completion costs	Net assignable square feet	
a. Agricultural sciences, animal sciences, plant sciences, veterinary sciences, and related fields	\$ _____	_____	NASF
b. Biological and biomedical sciences	\$ _____	_____	NASF
c. Computer and information sciences.....	\$ _____	_____	NASF
d. Engineering.....	\$ _____	_____	NASF
e. Geosciences, atmospheric sciences, and ocean sciences	\$ _____	_____	NASF
f. Health sciences	\$ _____	_____	NASF
g. Mathematics and statistics	\$ _____	_____	NASF
h. Natural resources and conservation	\$ _____	_____	NASF
i. Physical sciences.....	\$ _____	_____	NASF
j. Psychology.....	\$ _____	_____	NASF
k. Social sciences	\$ _____	_____	NASF
l. Other field of S&E (Please describe.).....	\$ _____	_____	NASF

[Redacted]

Question 15: For medical schools only: planned new construction in FY 2024 and FY 2025

15. *If your institution has a medical school*, how much of the completion costs and NASF for the planned new construction of research facilities as reported in Question 14 will be located in the medical school?

Medical school is a school that awards the M.D. or D.O. degree.

If your institution does *not* have a medical school, check this box and go to Question 16.....

	Completion costs	Net assignable square feet
Medical school portion included in Question 14 (<i>If none, enter "0."</i>).....	\$ <input type="text"/>	<input type="text"/> NASF

Question 16: Deferred repairs and renovations

16. Please provide the estimated costs for any **deferred repair and renovation** projects of S&E research facilities that are needed for current research program commitments, but are not yet funded **and** not yet scheduled to start in your FY 2024 or FY 2025. Include research animal space in the relevant fields of S&E. Include only projects whose prorated cost was estimated to be \$250,000 or more for at least one field of S&E listed below. Please estimate costs separately for projects included in your approved institutional plan and projects not included in this plan. Institutional plans usually will include goals, strategies, and budgets for fulfilling your institution’s mission during a specific time period.

Deferred projects are those that: (1) are not funded, and (2) are not scheduled for FY 2024 or FY 2025. Do not include projects planned for developing new programs or expanding your current programs.

Repairs and renovations are activities such as fixing up facilities in deteriorated condition, capital improvements on facilities, conversion of facilities, and the building out of shell space. Include any repairs or renovations to existing space that are performed in combination with new construction projects. **Do not** report building additions since they are reported in this survey under new construction.

Current research program commitments include current faculty and staff or those to whom offers have been made or grants awarded (whether or not research has actually begun) and programs which have been approved.

If research facilities will be shared by two or more fields, allocate the appropriate share of the costs to each field in order to determine which fields to report. For example, if a field will have one-fourth of the costs for a \$300,000 project, do **not** report that field’s share, which is \$75,000. If a \$400,000 project will have two fields with the same costs, do **not** report either field’s portion, which is \$200,000 each.


If research facilities will also be used for nonresearch activities, report the S&E research portion of the costs for the fields listed below if the research portion is \$250,000 or more. For example, if a facility will be used for S&E research one-fourth of the time and for instruction the rest of the time, report one-fourth of the completion costs for S&E research facilities.

If your institution does **not** have deferred projects
for repair or renovation, check this box and go to Question 18

For Field of S&E definitions, see Question 2 on pages 5–8.

Field of S&E <i>(Include costs for research animal space.)</i>	Estimated costs of deferred repairs and renovations	
	For projects included in your institutional plan	For projects not included in your institutional plan
a. Agricultural sciences, animal sciences, plant sciences, veterinary sciences, and related fields	\$ _____	\$ _____
b. Biological and biomedical sciences	\$ _____	\$ _____
c. Computer and information sciences.....	\$ _____	\$ _____
d. Engineering.....	\$ _____	\$ _____
e. Geosciences, atmospheric sciences, and ocean sciences	\$ _____	\$ _____
f. Health sciences	\$ _____	\$ _____
g. Mathematics and statistics	\$ _____	\$ _____
h. Natural resources and conservation	\$ _____	\$ _____
i. Physical sciences.....	\$ _____	\$ _____
j. Psychology.....	\$ _____	\$ _____
k. Social sciences	\$ _____	\$ _____
l. Other field of S&E (Please describe.).....	\$ _____	\$ _____

[Redacted]



Question 17: For medical schools only: deferred repairs and renovations

17. *If your institution has a medical school*, how much of the estimated costs for deferred repair and renovation of research facilities as reported in Question 16 would be located in the medical school?

Medical school is a school that awards the M.D. or D.O. degree.

If your institution does *not* have a medical school,
check this box and go to Question 18

	For projects included in your institutional plan	For projects <i>not</i> included in your institutional plan
Medical school portion of the costs included in Question 16 (<i>If none, enter "0."</i>)	\$ <input type="text"/>	\$ <input type="text"/>

Question 18: Deferred new construction

18. Please provide the estimated costs for any **deferred new construction** projects of S&E research facilities that are needed for current program commitments, but are not yet funded **and** not yet scheduled to start in your FY 2024 or FY 2025. Include research animal space in the relevant fields of S&E. Include only projects whose prorated cost was estimated to be \$250,000 or more for at least one field of S&E listed below. Please estimate costs separately for projects included in your approved institutional plan and projects not included in this plan. Institutional plans usually will include goals, strategies, and budgets for fulfilling your institution’s mission during a specific time period.

Deferred projects are those that: (1) are not funded, and (2) are not scheduled for FY 2024 or FY 2025. Do not include projects planned for developing new programs or expanding your current programs.

New construction is the construction of a new building or additions to an existing building.

Current research program commitments include current faculty and staff or those to whom offers have been made or grants awarded (whether or not research has actually begun) and programs which have been approved.

If research facilities will be shared by two or more fields, allocate the appropriate share of the costs to each field in order to determine which fields to report. For example, if a field will have one-fourth of the costs for a \$300,000 project, do **not** report that field’s share, which is \$75,000. If a \$400,000 project will have two fields with the same costs, do **not** report either field’s portion, which is \$200,000 each.

If research facilities will also be used for nonresearch activities, report the S&E research portion of the costs for the fields listed below if the research portion is \$250,000 or more. For example, if a facility will be used for S&E research one-fourth of the time and for instruction the rest of the time, report one-fourth of the completion costs for S&E research facilities.


If your institution does **not** have deferred projects for new construction, check this box and go to Question 20.....

For Field of S&E definitions, see Question 2 on pages 5–8.

Estimated costs of deferred new construction

Field of S&E <i>(Include costs for research animal space.)</i>	For projects included in your institutional plan	For projects not included in your institutional plan
a. Agricultural sciences, animal sciences, plant sciences, veterinary sciences, and related fields	\$ _____	\$ _____
b. Biological and biomedical sciences	\$ _____	\$ _____
c. Computer and information sciences.....	\$ _____	\$ _____
d. Engineering.....	\$ _____	\$ _____
e. Geosciences, atmospheric sciences, and ocean sciences	\$ _____	\$ _____
f. Health sciences	\$ _____	\$ _____
g. Mathematics and statistics	\$ _____	\$ _____
h. Natural resources and conservation	\$ _____	\$ _____
i. Physical sciences.....	\$ _____	\$ _____
j. Psychology.....	\$ _____	\$ _____
k. Social sciences	\$ _____	\$ _____
l. Other field of S&E (Please describe.).....	\$ _____	\$ _____

[Redacted]



Thank you. This is the end of the survey.