

# Longline/Pot Gear Catcher Processor eLogbook Instructions for eLandings

Created by Susan Hall - NOAA Federal (Unlicensed)

Last updated: Nov 11, 2019 by Claire Mineelga - NOAA Affiliate • 5 min read

The eLogbook replaces the paper DCPL and is required for longline catcher/processor vessels named on an LLP license with a Pacific cod CP hook-and-line endorsement for the BSAI who are directed fishing for Pacific cod in the BSAI and conducting groundfish CDQ fishing.

## Register a New Logbook



Once you have logged into elandings you will need to select the operation that you want to register the logbook to.

- Select your *Operation*
- Click on the *Register Logbook* button.

### Reports Menu

INFO - 1353: User JCABOT(John Cabot) logged in

**TO MAKE A NEW REPORT, please select your operation and choose one of the following:**

Operation: <input type="text" value="The Narwhal"/>  <b>Select your operation</b>			<input type="button" value="Grading and Pricing"/>
Groundfish	Salmon	Shellfish	Logbook
<input type="button" value="Groundfish Landing Report"/>	<input type="button" value="Salmon Landing Report"/>	<input type="button" value="Crab Landing Report"/>	<input type="button" value="Current Year Logbook"/>
<input type="button" value="Production Report"/>	<input type="button" value="Troll Landing Report"/>		<input type="button" value="Prior Year Logbook"/>
<input type="button" value="Consolidated Report"/>	<input type="button" value="Mixed Salmon Percentage"/>	<b>Click here</b> 	<input type="button" value="Register Logbook"/>

On the *Register Logbook* page you will need to select the following:

- Year
- Weight Units
- Depth Units

Click on the *Register Logbook* button.

## Register Logbook

INFO - 1301: Report displayed

<b>User:</b> John Cabot	<b>Company:</b> The Fish Processor	<b>PH:</b> (907) 555-2222	<b>Email:</b> suja.hall@noaa.gov
<b>Vessel:</b>	46571 DAYBREAK	<b>Federal Fisheries Permit:</b>	4105
<b>Year:</b>	2017 ▼		
<b>Weight Units:</b>	Metric Tons ▼		
<b>Depth Units:</b>	Fathoms ▼		
 Register Logbook		Cancel	



You will be returned to the *Reports Menu* page.

- Select your Operation
- Click on the *Current Year Logbook* button

## Reports Menu

INFO - 1805: Logbook 17691580 registered for year 2017

**TO MAKE A NEW REPORT, please select your operation and choose one of the following:**

<b>Operation:</b> The Narwhal ▼ 			Grading and Pricing
<b>Groundfish</b>	<b>Salmon</b>	<b>Shellfish</b>	<b>Logbook</b>
Groundfish Landing Report	Salmon Landing Report	Crab Landing Report	Current Year Logbook 
Production Report	Troll Landing Report		Prior Year Logbook
Consolidated Report	Mixed Salmon Percentage		Register Logbook

### Enter Initial Voyage Information

Before you can make any set entries in your logbook, you will need to do the following three things:

- *Add a New Voyage*
- *Add Gear*
- *Go Active*

Click on the *New Voyage* button.

## eLogbook

INFO - 1301: **Report displayed**


<b>User:</b> John Cabot	<b>Company:</b> The Fish Processor	<b>PH:</b> (907) 555-2222	<b>Email:</b> suja.hall@noaa.gov
<b>Logbook ID:</b>	17691580		
<b>Vessel:</b>	46571 DAYBREAK	<b>Federal Fisheries Permit:</b>	4105
<b>Voyage Starting:</b>	<input type="text"/>		<input type="button" value="New Voyage"/>
			<input type="button" value="Cancel"/>
<b>From Date</b> (mm/dd/yyyy):	<input type="text"/>	<b>To Date</b> (mm/dd/yyyy):	<input type="text"/>
			<input type="button" value="Display PDF"/>

- The *New Voyage* page will appear, enter the following information:
  - *Start Date*: It should always be January 1st of the current year you will be fishing
  - *Crew Size* (even if it's only one or two)
  - *Operator Name*
  - *Weight Units*
  - *Observer 1*: if you are actively fishing on January 1st and have an observer on board, enter the applicable information here
    - *Cruise Number*
  - *Observer 2*: If you are actively fishing on January 1st and have a 2nd observer on board, enter the applicable information here
    - *Cruise Number*
  - *Operator IFQ permit*: enter if applicable to this Voyage
- Click on the *Save* button

## Voyage Entry

INFO - 1311: Please enter the following information

<b>User:</b> John Cabot	<b>Company:</b> The Fish Processor	<b>PH:</b> (907) 555-2222	<b>Email:</b> suja.hall@noaa.gov
<b>Logbook ID:</b>	17691580		
<b>Vessel:</b>	46571 DAYBREAK	<b>Federal Fisheries Permit:</b>	4105
<b>Start Date:</b>	<input type="text" value="01/01/2017"/>	<b>Crew Size:</b>	<input type="text" value="15"/>
<b>Operator Name:</b>	<input type="text" value="John Cabot"/>	<b>Weight Units:</b>	<input type="text" value="Pounds"/>
<b>Observer 1:</b>	<input type="text"/>	<b>Cruise Number:</b>	<input type="text"/>
<b>Observer 2:</b>	<input type="text"/>	<b>Cruise Number:</b>	<input type="text"/>
<b>Observer 3:</b>	<input type="text"/>	<b>Cruise Number:</b>	<input type="text"/>
<b>Operator Ifq Permit:</b>	<input type="text"/>	<b>Halibut Cdq Permit 1:</b>	<input type="text"/>
<b>Halibut Cdq Permit 2:</b>	<input type="text"/>	<b>Additional Ifq Permit:</b>	<input type="text"/>
<b>Additional Ifq Permit:</b>	<input type="text"/>	<b>Additional Ifq Permit:</b>	<input type="text"/>
<b>Additional Ifq Permit:</b>	<input type="text"/>	<b>Additional Ifq Permit:</b>	<input type="text"/>



Once you have entered the *New Voyage* information and saved it, you will be returned to the *eLogbook* page

- Click on the *Add Gear* button.

## eLogbook

INFO - 1301: Report displayed

<b>User:</b> John Cabot	<b>Company:</b> The Fish Processor	<b>PH:</b> (907) 555-2222	<b>Email:</b> suja.hall@noaa.gov
<b>Logbook ID:</b>	17691580		
<b>Vessel:</b>	46571 DAYBREAK	<b>Federal Fisheries Permit:</b>	4105
<b>Voyage Starting:</b>	<input type="text" value="01/01/2017"/>	<input type="button" value="Display"/>	<input type="button" value="New Voyage"/>
<input type="button" value="Edit Voyage"/>	<input type="button" value="Go Active"/>	 <input type="button" value="Add Gear"/>	<input type="button" value="Cancel"/>

Operator Name	Crew Size	Observers
John Cabot	15	

On the *Gear Entry* page enter the following applicable information:

- *Gear Code:* 61 (hook and line) or 91 (pot gear)
- *Description:* ONLY FOR POT GEAR
- *Gear Type:* conventional fixed hook, tub fixed hook, autoline, or snap

- *Length of Skate*
- *Hook Size*: if you have multiple hook sizes, that can now be accounted for using the % fields
- *Hook Spacing*
- *Hooks per Skate*
- *Percent with Swivels*
  - *Swivels on hooks*
  - *Swivels on snaps*
- Click *Save*

If you have more than one gear type, you can add them one after another if you click on the *Save and Continue* button after each entry.

TEST

Release 4.97 Build 1.2760

## Gear Entry

INFO - 1311: Please enter the following information

<b>User:</b> John Cabot	<b>Company:</b> The Fish Processor	<b>PH:</b> (907) 555-2222	<b>Email:</b> suja.hall@noaa.gov
<b>Logbook ID:</b>	17691580		
<b>Vessel:</b>	46571 DAYBREAK	<b>Federal Fisheries Permit:</b>	4105
<b>Operator Name</b>		<b>Crew Size</b>	<b>Observers</b>
John Cabot		15	

**Gear Code:**

If Gear Code is 91 Pot, please enter the following information:

**Description:**

If Gear Code is 61 Longline, please enter the following information:

**Gear Type**     Conventional Fixed Hook     Tub Fixed Hook     Autoline     Snap

**Length of Skate (feet):**

**Hook Size:**      %  
  %  
  %

**Hook Spacing (feet):**

**Hooks per Skate:**

**Percent with swivels:**      Swivels on hooks     Swivels on snaps


      

### Go Active

- You will be returned to the *eLogbook* page
- Click on the *Go Active* button if you are actually engaged in fishing activity at this time.
- Enter your *Go Active* date (cannot be in the future)
  - If you are not actively fishing when you register your logbook, you can ignore this step until you do actually *Go Active*.

## eLogbook

INFO - 1301: Report displayed


User: John Cabot	Company: The Fish Processor	PH: (907) 555-2222	Email: suja.hall@noaa.gov
Logbook ID:	17691580		
Vessel:	46571 DAYBREAK	Federal Fisheries Permit:	4105
Voyage Starting:	01/01/2017 ▾	Display	New Voyage
Edit Voyage	 Go Active	Add Gear	Cancel

## eLogbook

INFO - 1301: Report displayed

User: John Cabot	Company: The Fish Processor	PH: (907) 555-2222	Email: suja.hall@noaa.gov
Logbook ID:	17691580		
Vessel:	46571 DAYBREAK	Federal Fisheries Permit:	4105
Voyage Starting:	01/01/2017 ▾	Display	New Voyage
Edit Voyage		Add Gear	Cancel

Operator Name	Crew Size	Observers
John Cabot	15	

Date	Entries	Last Update Date
01/01/2017 	Go Active	03/08/2017 13:40
01/02/2017		

If you are not actually engaged in fishing activity yet, you will need to **Go Inactive** until you actually begin a fishing trip.

- Click on the date (01/01/2017) in blue text in the first column
- Click on the **Go Inactive** button

## eLogbook Entries

INFO - 1301: Report displayed

<b>User:</b> John Cabot	<b>Company:</b> The Fish Processor	<b>PH:</b> (907) 555-2222	<b>Email:</b> suja.hall@noaa.gov
<b>Logbook ID:</b>	17691580		
<b>Vessel:</b>	46571 DAYBREAK	<b>Federal Fisheries Permit:</b>	4105
<b>Date:</b>	01/01/2017		

Entry	Times Comment	Gear	Location	Depths	Mgmt Pgm	Species	Wt/No	Page
Go Active								1
Voyage		John Cabot						

A page will appear requiring a reason for going inactive. Enter the appropriate comment and click on the **Save** button.

## eLogbook Go Inactive

INFO - 1311: Please enter the following information

<b>User:</b> John Cabot	<b>Company:</b> The Fish Processor	<b>PH:</b> (907) 555-2222	<b>Email:</b> suja.hall@noaa.gov
<b>Logbook ID:</b>	17691580		
<b>Vessel:</b>	46571 DAYBREAK	<b>Federal Fisheries Permit:</b>	4105
<b>Date:</b>	01/01/2017		

Operator Name	Crew Size	Observers
John Cabot	15	

**Inactive Reason Comment:**

Checking out logbook for the year. Not yet engaged in fishing activity.

You should create a **New Voyage** when you decide to **Go Active** again.

## eLogbook Set Entries

### eLogbook


INFO - 1301: Report displayed

<b>User:</b> John Cabot	<b>Company:</b> The Fish Processor	<b>PH:</b> (907) 555-2222	<b>Email:</b> suja.hall@noaa.gov
-------------------------	------------------------------------	---------------------------	----------------------------------

<b>Logbook ID:</b>	17691580		
<b>Vessel:</b>	46571 DAYBREAK	<b>Federal Fisheries Permit:</b>	4105
<b>Voyage Starting:</b>	01/01/2017 ▾	<input type="button" value="Display"/>	<input type="button" value="New Voyage"/>
	<input type="button" value="Edit Voyage"/>	<input type="button" value="Add Gear"/>	<input type="button" value="Cancel"/>

Operator Name	Crew Size	Observers
John Cabot	15	

Date	Entries	Last Update Date
01/01/2017	Go Active    Go Inactive	03/08/2017 13:40
01/02/2017	Inactive thru 01/31/2017	
02/01/2017	Go Active	03/08/2017 14:08
02/02/2017		
02/03/2017		

 Clicking on the date in blue text will take you to the *Set Entry* page.

You will be taken to the page shown below where you will need to click on the **Add Set** button to begin making your entries.

### eLogbook Entries

INFO - 1301: Report displayed

<b>User:</b> John Cabot	<b>Company:</b> The Fish Processor	<b>PH:</b> (907) 555-2222	<b>Email:</b> suja.hall@noaa.gov
-------------------------	------------------------------------	---------------------------	----------------------------------

<b>Logbook ID:</b>	17691580		
<b>Vessel:</b>	46571 DAYBREAK	<b>Federal Fisheries Permit:</b>	4105
<b>Date:</b>	02/01/2017		

Entry	Times Comment	Gear	Location	Depths	Mgmt Pgm	Species	Wt/No	Page
Go Active								3

<input type="button" value="Add Set"/>	<input type="button" value="Add Comment"/>	<input type="button" value="Go Inactive"/>	<input type="button" value="Back to Main eLogbook"/>
<input type="button" value="Add Offload"/>	<input type="button" value="Add IPHC Sample"/>		
<input type="button" value="Display PDF"/>	<input type="button" value="Add Flow Scale Test"/>		

**Set Deploy**

Enter the following information:



- The *Set Number* will auto-fill for you but can be modified as needed
- *Gear Type* can be selected from the drop down menu if you have more than one type
- *Management Program* (no need to enter management *Program ID* unless fishing under a CDQ program)
- *Time set* (needs to be in military format)
- *Begin* and *End Depths*
- *Begin Latitude* and *Begin Longitude* (there are multiple ways to enter lat/long, see table at the end of this section)
- *Begin/End Buoy* numbers - this is an Optional field
- *End Latitude* and *End Longitude* (there are multiple ways to enter lat/long, see table at the end of this section)
- *Bird Avoidance Gear* select the appropriate one from the drop down menu
- *Federal Reporting Area*
- *Target Species* - more than one can be entered as applicable
- *Number of Skates or Pots Set*

Click on *Save* when you're done.

### Set Deploy Entry

INFO - 1311: Please enter the following information

<b>User:</b> John Cabot	<b>Company:</b> The Fish Processor	<b>PH:</b> (907) 555-2222	<b>Email:</b> suja.hall@noaa.gov
<b>Logbook ID:</b>	17691580		
<b>Vessel:</b>	46571 DAYBREAK	<b>Federal Fisheries Permit:</b>	4105
<b>Date:</b>	02/01/2017		

<b>Set Number:</b>	<input type="text" value="1"/>	<b>Target Species:</b> <small>Species Codes</small>	<input type="text" value="200"/> <input type="text" value="710"/>	<b>Bird Avoidance Gear:</b>	<input type="text" value="0 No Deterrent Used"/>
<b>Management Program</b> <small>Management Program Codes</small>	<input type="text" value="IFQ"/>	<b>Mgmt Program ID</b>	<input type="text"/>		
<b>Time Set:</b>	<input type="text" value="02:15"/>	<b>Begin Latitude:</b>	<input type="text" value="51 47.86"/>	<b>Begin Longitude:</b>	<input type="text" value="-174 24.29"/>
<b>Begin Buoy or Bag Number:</b>	<input type="text" value="1"/>	<b>End Buoy or Bag Number:</b>	<input type="text" value="5"/>		
<b>Federal Reporting Area:</b>	<input type="text" value="541"/>	<b>End Latitude:</b>	<input type="text" value="51 46.14"/>	<b>End Longitude:</b>	<input type="text" value="-174 32.56"/>
<b>Begin Depth:</b>	<input type="text" value="300"/> FM	<b>End Depth:</b>	<input type="text" value="325"/> FM		
<b>Gear</b>			<b>Number of Skates or Pots Set</b>		
<input type="text" value="61A tb, 1600 ft skate, #12 hooks, 640 per skate"/>			<input type="text" value="10"/>		
<input type="text"/>			<input type="text"/>		
<input type="text"/>			<input type="text"/>		

- You will be taken back to the *eLogbook Entries* page as shown below.

## eLogbook Entries

INFO - 1301: [Report displayed](#)

<b>User:</b> John Cabot	<b>Company:</b> The Fish Processor	<b>PH:</b> (907) 555-2222	<b>Email:</b> suja.hall@noaa.gov
<b>Logbook ID:</b>	17691580		
<b>Vessel:</b>	46571 DAYBREAK	<b>Federal Fisheries Permit:</b>	4105
<b>Date:</b>	02/01/2017		

Entry	Times Comment	Gear	Location	Depths	Mgmt Pgm	Species	Wt/No	Page
Go Active								3
Gear		61 Longline (hook and line)						
Set 1	02:15 -	61A	51 47.9 N 174 24.3 W 51 46.1 N 174 32.6 W 541	300 / 325	IFQ	200 710		4

[Click here to return to the Set Deploy screen so you can add your retrieval information](#)

<a href="#">Add Set</a>	<a href="#">Add Comment</a>	<a href="#">Go Inactive</a>	<a href="#">Back to Main eLogbook</a>
	<a href="#">Add Offload</a>	<a href="#">Add IPHC Sample</a>	
<a href="#">Display PDF</a>	<a href="#">Add Flow Scale Test</a>		

- Click on Set 1 in blue text to return to the Set Deploy screen. Click on the Add Retrieval button.

## Set Deploy Entry

INFO - 1311: Please enter the following information

<b>User:</b> John Cabot	<b>Company:</b> The Fish Processor	<b>PH:</b> (907) 555-2222	<b>Email:</b> suja.hall@noaa.gov
<b>Logbook ID:</b>	17691580		
<b>Vessel:</b>	46571 DAYBREAK	<b>Federal Fisheries Permit:</b>	4105
<b>Date:</b>	02/01/2017		

<b>Set Number:</b>	1	<b>Target Species:</b> <small>Species Codes</small>	200 710	<b>Bird Avoidance Gear:</b>	0 No Deterrent Used
<b>Management Program</b> <small>Management Program Codes</small>	IFQ	<b>Mgmt Program ID</b>			
<b>Time Set:</b>	02:15	<b>Begin Latitude:</b>	51 47.9 N	<b>Begin Longitude:</b>	174 24.3 W
<b>Begin Buoy or Bag Number:</b>	1	<b>End Buoy or Bag Number:</b>			
<b>Federal Reporting Area:</b>	541	<b>End Latitude:</b>	51 46.1 N	<b>End Longitude:</b>	174 32.6 W
<b>Begin Depth:</b>	300 FM	<b>End Depth:</b>	325 FM		
<b>Gear</b>			<b>Number of Skates or Pots Set</b>		
61A tb, 1600 ft skate, #12 hooks, 640 per skate			10		

### Set Retrieval Entry

- Enter the *Time Hauled*
- Enter the *Hail Weight* [Longline/Pot Gear Catcher Processor eLogbook Instructions for eLandings](#)
- Enter *Number of Skates or Pots Lost*
- Enter the *Flow Scale Weight*

## Set Retrieval Entry

ERROR - 2448: Flow scale weight is required

<b>User:</b> John Cabot	<b>Company:</b> The Fish Processor	<b>PH:</b> (907) 555-2222	<b>Email:</b> suja.hall@noaa.gov
<b>Logbook ID:</b>	17691580		
<b>Vessel:</b>	46571 DAYBREAK	<b>Federal Fisheries Permit:</b>	4105
<b>Date:</b>	02/01/2017		
<b>Set Number:</b>	1	<b>Target Species:</b>	200 710
<b>Management Program</b>	IFQ	<b>Bird Avoidance Gear:</b>	0
<b>Time Set:</b>	02/01 02:15	<b>Mgmt Program ID</b>	
<b>Begin Latitude:</b>	51 47.9 N	<b>Begin Longitude:</b>	174 24.3 W
<b>Begin Buoy or Bag Number:</b>	1	<b>End Buoy or Bag Number:</b>	5
<b>Federal Reporting Area:</b>	541	<b>End Latitude:</b>	51 46.1 N
		<b>End Longitude:</b>	174 32.6 W
<b>Begin Depth:</b>	300 FM	<b>End Depth:</b>	325 FM
<b>Gear</b>	<b>Number of Skates or Pots Set</b>	<b>Number of Skates or Pots Lost</b>	
61A tb, 1600 ft skate, #12 hooks, 640 per skate	10	<input type="text" value="0"/>	
<b>Time Hauled:</b>	<input type="text" value="2/2 06:30"/>	<b>Hail Weight:</b>	<input type="text" value="3256"/> LB
		<b>Flow Scale Weight:</b>	<input type="text" value="3255"/> MT
<input type="button" value="Save"/>		<input type="button" value="Cancel"/>	

**If you have a haul that crosses days:**

- In the *Time Hauled* data field enter the day in mm/dd format, hit the space bar once and enter the time the set was retrieved.
- You can see the proper format in the example below.

<b>Time Hauled:</b>	<input type="text" value="2/2 06:30"/>
---------------------	--

After saving the Haul Retrieval you will be brought back to the eLogbook Entry screen.

- You will need to click on *Set 1* to return to that screen so you can access the *Add Catch* button.

Entry	Times Comment	Gear	Location	Depths	Mgmt Pgm	Species	Wt/No	Page
Go Active								3
Gear		61 Longline (hook and line)						
Set 1	02:15 - 02/02 06:30	61A	51 47.9 N 174 24.3 W 51 46.1 N 174 32.6 W 541	300 / 325	IFQ	200 710	3,256.000 320.000	4

**Catch Entry**

- Click on the *Add Catch* button

## Set Deploy Entry

INFO - 1311: Please enter the following information

<b>User:</b> John Cabot	<b>Company:</b> The Fish Processor	<b>PH:</b> (907) 555-2222	<b>Email:</b> suja.hall@noaa.gov
<b>Logbook ID:</b>	17691580		
<b>Vessel:</b>	46571 DAYBREAK	<b>Federal Fisheries Permit:</b>	4105
<b>Date:</b>	02/01/2017		

<b>Set Number:</b>	1	<b>Target Species:</b> <small>Species Codes</small>	200 710	<b>Bird Avoidance Gear:</b>	0 No Deterrent Used
<b>Management Program</b> <small>Management Program Codes</small>	IFQ	<b>Mgmt Program ID</b>			
<b>Time Set:</b>	02:15	<b>Begin Latitude:</b>	51 47.9 N	<b>Begin Longitude:</b>	174 24.3 W
<b>Begin Buoy or Bag Number:</b>	1	<b>End Buoy or Bag Number:</b>			
<b>Federal Reporting Area:</b>	541	<b>End Latitude:</b>	51 46.1 N	<b>End Longitude:</b>	174 32.6 W
<b>Begin Depth:</b>	300 FM	<b>End Depth:</b>	325 FM		
<b>Gear</b>	<b>Number of Skates or Pots Set</b>	<b>Number of Skates or Pots Lost</b>			
61A tb, 1600 ft skate, #12 hooks, 640 per skate	10	0			


<b>Time Hauled:</b>	02/02 06:30	<b>Hail Weight:</b>	3,256 LB
		<b>Flow Scale Weight:</b>	320.000 MT

Enter the following information:

- Species code
- Weight (units can be changed by using the drop down menu)
- Count (Id salmon species)
- Disposition code (what you intend to do with the fish)

Click on Save.

Entry	Species <small>Species Codes</small>	Condition <small>Sablefish Only 07/08 Condition Codes</small>	Weight	Count	Disposition <small>Disposition Codes</small>
1	<input type="text" value="200"/>	<input type="text"/>	<input type="text" value="2000"/> Pounds ▾	<input type="text"/>	<input type="text" value="60"/>
2	<input type="text" value="710"/>	<input type="text" value="07"/>	<input type="text" value="1256"/> Pounds ▾	<input type="text"/>	<input type="text" value="60"/>
3	<input type="text" value="420"/>	<input type="text"/>	<input type="text"/> Pounds ▾	<input type="text" value="3"/>	<input type="text" value="86"/>
4	<input type="text"/>	<input type="text"/>	<input type="text"/> Pounds ▾	<input type="text"/>	<input type="text"/>
5	<input type="text"/>	<input type="text"/>	<input type="text"/> Pounds ▾	<input type="text"/>	<input type="text"/>
6	<input type="text"/>	<input type="text"/>	<input type="text"/> Pounds ▾	<input type="text"/>	<input type="text"/>



To download the instructions, click on the link below:

[Longline+Pot Gear Catcher Processor eLogbook Instructions for eLandings.pdf](#)



pot × elogbook × longline ×