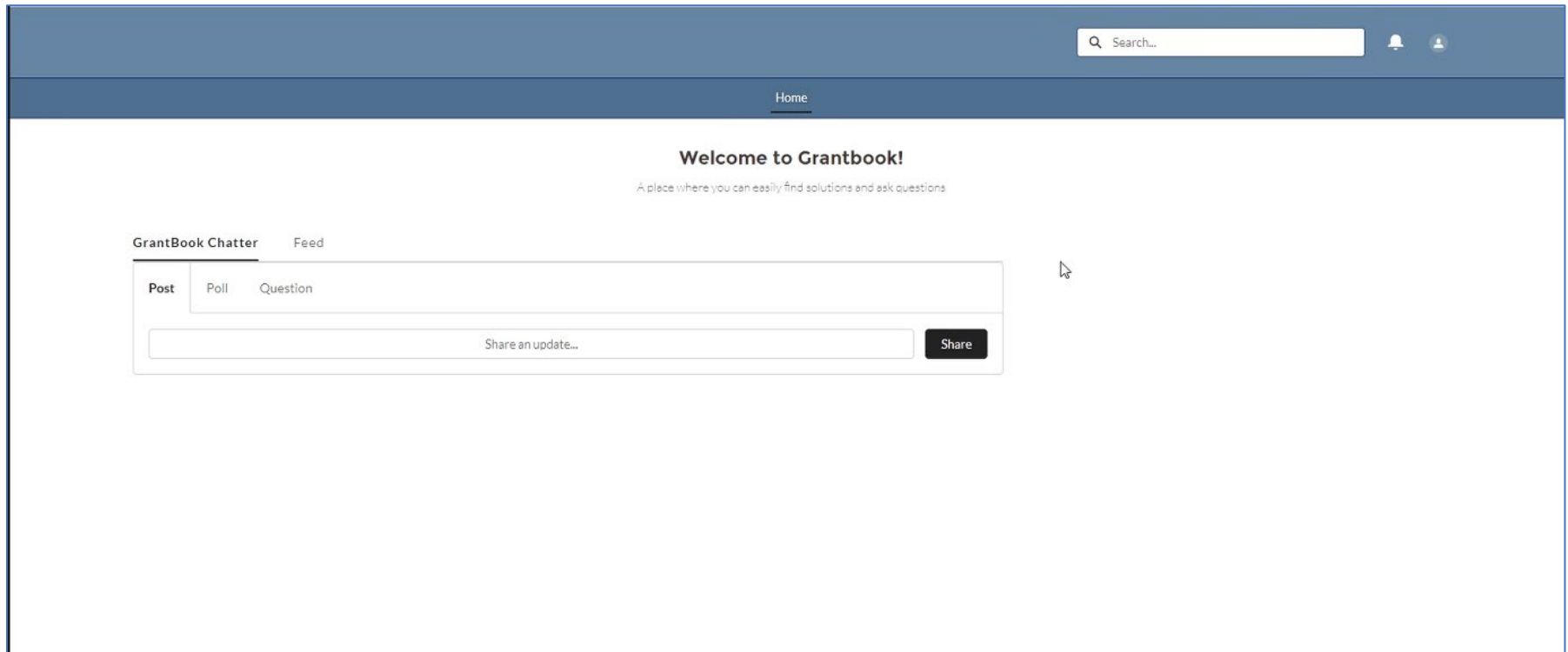


Citizenship and Integration Grant Program Screenshots

Section 1: All four grant programs include the following questions in quarterly reporting

Screenshot 1: Welcome



Citizenship and Integration Grant Program Screenshots

Screenshot 2: Select grant

The screenshot shows a web application interface for managing grants. At the top, there is a search bar and navigation tabs for Home, Chatter, Accounts, Contacts, Service Items, and Grants. Below the navigation, the 'Grants' section is active, showing a list of grants. The list is filtered by 'All grants' and sorted by 'Grant Number'. A single grant is displayed in the table below.

	Grant Number ↑	Grant Name	Grant Award Year	Grant End Year	Account Name
1	0003001	OOC Grant	2023	2025	OOC Test

Screenshot 3: Individual Grant Screen, details tab

The screenshot shows the details view for a specific grant. The header includes the grant ID '0003001' and a 'Printable View' button. The 'DETAILS' tab is selected, showing information organized into sections: Grant Organization Information, Grant Organization, and System Information. A message indicates that Chatter is not enabled or the user lacks access.

Chatter isn't enabled or the user doesn't have Chatter access.

Grant Organization Information

Account Name	Account Description
OOO Test	

Grant Organization

Grant Name	Grant Number
OOC Grant	0003001
Grant Award Year	Grant End Year
2023	2025

System Information

Created By	Last Modified By
Tyrone McElrath , 1/10/2023 9:53 AM	Tyrone McElrath , 1/10/2023 9:54 AM

Citizenship and Integration Grant Program Screenshots

Screenshot 4: Select Related tab

The screenshot displays a Salesforce interface for a record titled "Grant 0003001". The navigation bar includes "Home", "Chatter", "Accounts", "Contacts", "Service Items", and "Grants". A search bar and user profile icons are in the top right. The "RELATED" tab is selected, showing three sections: "Open Activities (0)", "Activity History (0)", and "Quarterly Performance Reports (1)". The "Quarterly Performance Reports" section contains a table with one row: "Test report" (Q1, 2023, Draft). A "New" button is next to the section header, and a "View All" link is at the bottom right. A message on the right states: "Chatter isn't enabled or the user doesn't have Chatter access." A "Printable View" button is in the top right corner.

Grant 0003001 Printable View

DETAILS **RELATED**

Open Activities (0)

Activity History (0)

Quarterly Performance Reports (1) New

Quarterly Performance Re...	Quarter	Grant Award Year	Status
Test report	Q1	2023	Draft

View All

Chatter isn't enabled or the user doesn't have Chatter access.

Citizenship and Integration Grant Program Screenshots

Screenshot 5: Select Quarterly Performance Report (QPR)

The screenshot displays a Salesforce record for 'Grant 0003001'. The top navigation bar includes 'Home', 'Chatter', 'Accounts', 'Contacts', 'Service Items', and 'Grants'. A search bar and user profile icons are in the top right. A 'Printable View' button is located in the upper right corner of the record page. The main content area is divided into 'DETAILS' and 'RELATED' tabs. The 'RELATED' section contains three items: 'Open Activities (0)', 'Activity History (0)', and 'Quarterly Performance Reports (1)'. The 'Quarterly Performance Reports (1)' item is expanded, showing a table with one entry: 'Test report'. The table has columns for 'Year' and 'Status'. The 'Status' for 'Test report' is 'Draft'. A 'View All' link is at the bottom right of the table. A message on the right side of the page states: 'Chatter isn't enabled or the user doesn't have Chatter access.'

Quarterly Per	Year	Status
Test report		Draft

Citizenship and Integration Grant Program Screenshots

Screenshot 6: Details tab of the QPR – enter data fields

Quarterly Performance Report
Test report

Home Chatter Accounts Contacts Service Items Grants

+ Follow Edit Clone Change Record Type

DETAILS RELATED

> Submit For Approval Validator

Information

Quarterly Performance Report
Test report

Account Name
OOC Test

Grant Number
0003001

Status
Draft

Date of Report Completion

Approval Complete
No

Grant Class
0

Goals

Did You Meet Your Quarterly Goals

Class Enrollment Goal Met

Grant Award Year
2023

Grant End Year
2025

Quarter
Q1

Sub-Awardee Organization Name

Name of Person Completing Report
Alexander Ramos

Performance Improvement Actions/Plans

Post Poll Question

Share an update... Share

Search this feed...

STARS System User (U.S. Citizenship and Immigration Services)
January 10, 2023 at 2:45 PM

The Program Officer related to this Service Item is currently out of office.
(test M365 occ internal user) OOO message: "Hello! I am Out Of Office cowboy".
If an immediate answer is required go to the email address provided.
citizenshipgrantprogram@uscis.dhs.gov

Like Comment

Write a comment...

Alexander Ramos (Customer)
January 10, 2023 at 2:45 PM

Testing @test M365 occ internal user (U.S. Citizenship and Immigration Services)

Like Comment

Write a comment...

STARS System User (U.S. Citizenship and Immigration Services)

Citizenship and Integration Grant Program Screenshots

Screenshot 7: Details tab of the QPR, continued – enter data fields

Search...

Home Chatter Accounts Contacts Service Items Grants

N-400 and G-28 Submission Goal Met

> Accomplishments and Challenges

Personnel

Staff Changes Made

Staff Changes Explanation

DOJ Recognition and Accreditation

DOJ Recognition/Accreditation Received

DOJ Accreditation Renewed

DOJ Recognition/Accreditation Pursued

Only Attorneys Provide Natz App Services

Already DOJ Recognized/Accredited

System Information

Created By
Tyrone McElrath, 1/10/2023 9:55 AM

Owner
Tyrone McElrath

Last Modified By
Tyrone McElrath, 1/10/2023 9:55 AM

The Program Officer related to this Service Item is currently out of office. (test M365 occ internal user) OOO message: "Hello! I am Out Of Office cowboy". If an immediate answer is required go to the email address provided. citizenshipgrantprogram@uscis.dhs.gov

Like Comment

Write a comment...

Alexander Ramos (Customer)
January 10, 2023 at 1:18 PM

@test M365 occ internal user (U.S. Citizenship and Immigration Services) please add

Like Comment

Write a comment...

STARS System User (U.S. Citizenship and Immigration Services)
January 10, 2023 at 10:20 AM

The Program Officer related to this Service Item is currently out of office. (test M365 occ internal user) OOO message: "Hello! I am Out Of Office cowboy". If an immediate answer is required go to the email address provided. citizenshipgrantprogram@uscis.dhs.gov


Like Comment

Write a comment...

Alexander Ramos (Customer)
January 10, 2023 at 10:20 AM

Citizenship and Integration Grant Program Screenshots

Screenshot 8: Details tab of the QPR, continued - Enter Accomplishments and Challenges

 U.S. Citizenship and Immigration Services

Home Chatter Accounts Contacts Service Items Grants

▼ Accomplishments and Challenges

[Save QPR Feedbacks](#)

1. Please describe any accomplishments or challenges with citizenship instruction, such as: student recruitment and retention, pre- and post-testing, curriculum development; managing different student levels, or integration activities.

We've consistently shown gains in learning. We continue working towards recruiting students.

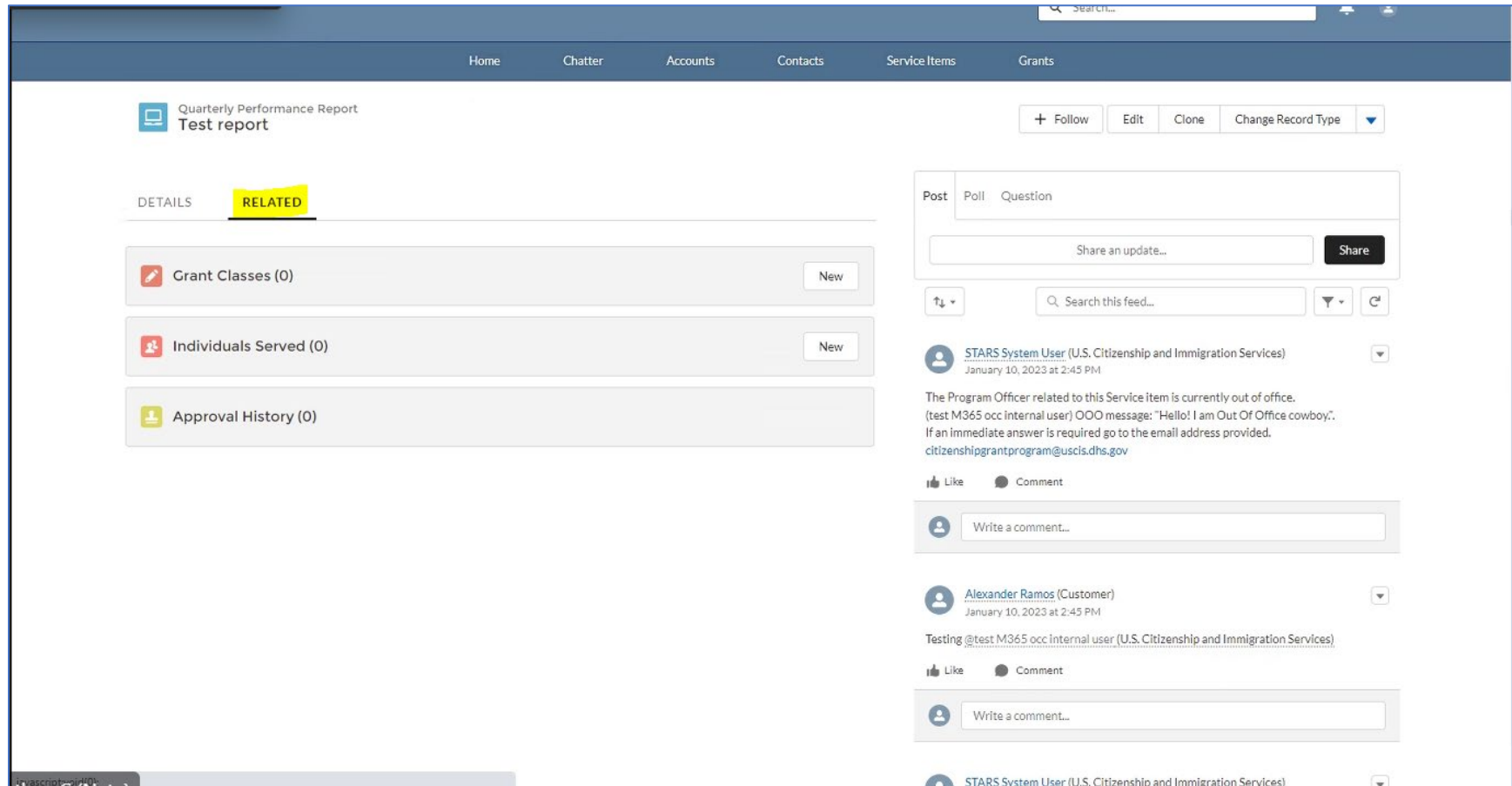
2. Please describe any accomplishments or challenges with naturalization application services, such as: client intake, complex naturalization cases, or naturalization workshops, etc.

3. Please describe any accomplishments or challenges with program administration, such as: staffing changes; staff and volunteer training; volunteer recruitment; budget; outreach; integration of services (i.e. cross referrals, data collection), etc.

We've been able to add a new full-time position, social outreach ambassador, designed to assist immigrants with citizenship instruction and language support.

Citizenship and Integration Grant Program Screenshots

Screenshot 8: Related Tab - New Grant Classes and Individuals Served



Citizenship and Integration Grant Program Screenshots

Screenshot 10: Select "New" to enter grant class information

The screenshot displays a Microsoft Dynamics 365 interface for a record titled "Quarterly Performance Report Test report". The navigation bar at the top includes "Home", "Chatter", "Accounts", "Contacts", "Service Items", and "Grants".

On the left, under the "RELATED" tab, there are three sections:

- Grant Classes (0)**: A section with a red pencil icon and a yellow "New" button highlighted by a callout box.
- Individuals Served (0)**: A section with a red person icon and a white "New" button.
- Approval History (0)**: A section with a yellow person icon.

On the right, there is a "Post" section with options for "Poll" and "Question". Below this is a text input field "Share an update..." and a "Share" button. A search bar "Search this feed..." is also present.

A post from "STARS System User (U.S. Citizenship and Immigration Services)" dated "January 10, 2023 at 2:45 PM" is visible. The post content reads: "The Program Officer related to this Service Item is currently out of office. (test M365 occ internal user) OOO message: 'Hello! I am Out Of Office cowboy.'. If an immediate answer is required go to the email address provided. citizenshipgrantprogram@uscis.dhs.gov".

Below the post are "Like" and "Comment" buttons, and a "Write a comment..." input field.

Citizenship and Integration Grant Program Screenshots

Screenshot 11: Enter Grant Class Data

New Grant Class

Information

Account Name

Date Class Started

* Quarterly Performance Report

Date Class Ended

* Class Name

Schedule (Start Time)

Class Number

of Class Hours per Week

Class Level

of Weeks per Class Cycle

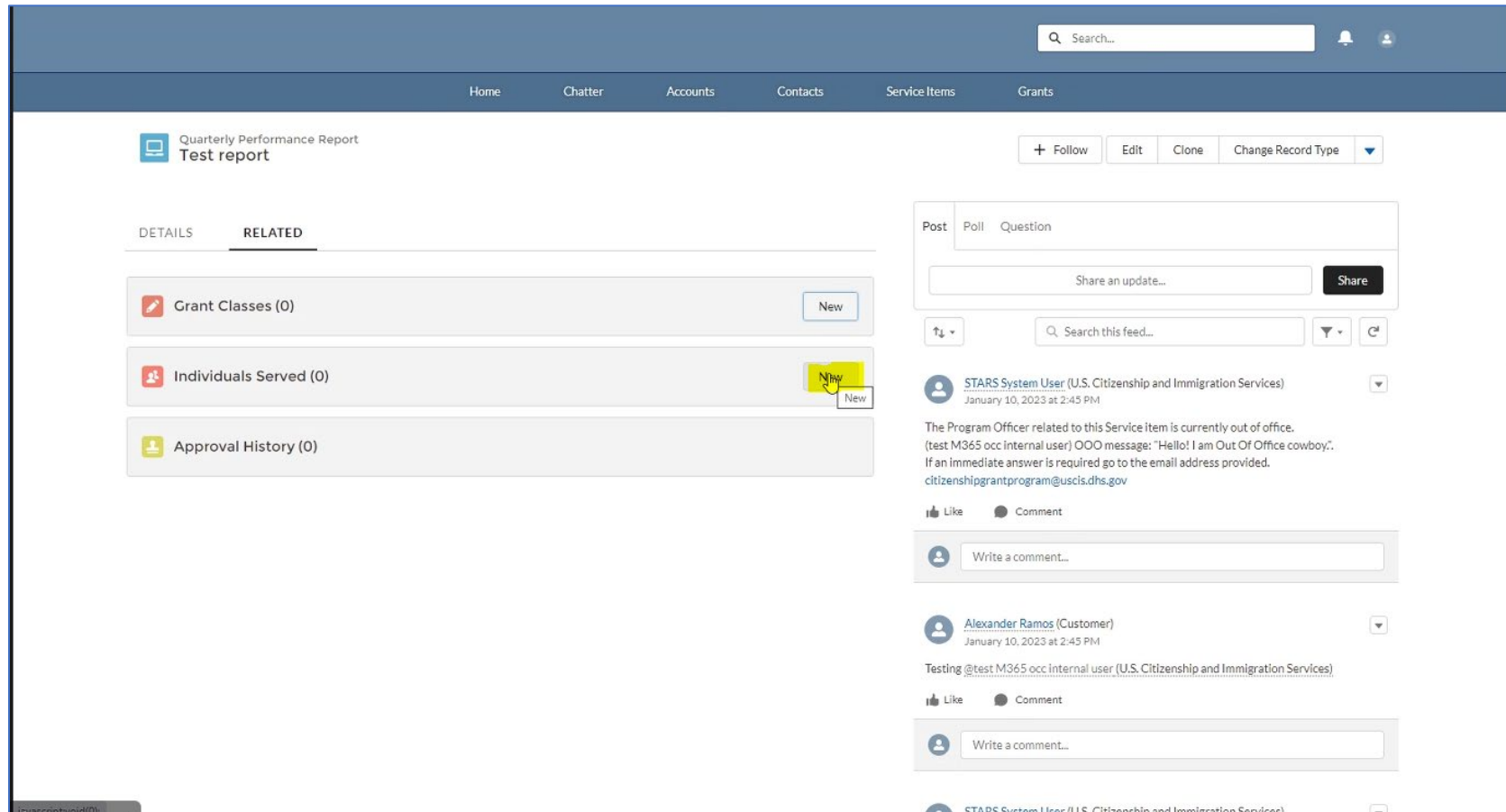
Name of Instructor(s)

Total Enrolled Students

Number of Aids/Tutors

Citizenship and Integration Grant Program Screenshots

Screenshot 12: New Individual Served – select “New” to enter



Citizenship and Integration Grant Program Screenshots

Screenshot 13: New Individual Served (1 of 2) – enter data

New Individual Served: OoC CINAS Individual Served

Permanent Resident and QPR General Information

* Quarterly Performance Report: Account Name:

To remove the selected record, press Backspace or Del.

Individual Served Number:

* Alien Number:

* Country of Birth:

Class Activity

Date Enrolled:

Class Number:

Class Level:

Hours in Class:

Test Used:

Pre-Test Score:

Post-Test Score:

Legal Activity

Citizenship and Integration Grant Program Screenshots

Screenshot 14: New Individual Served (2 of 2) – enter data

The screenshot displays a web application interface for entering data for a new individual served. The main window is titled "New Individual Served: OoC CINAS Individual Served".

Form Fields:

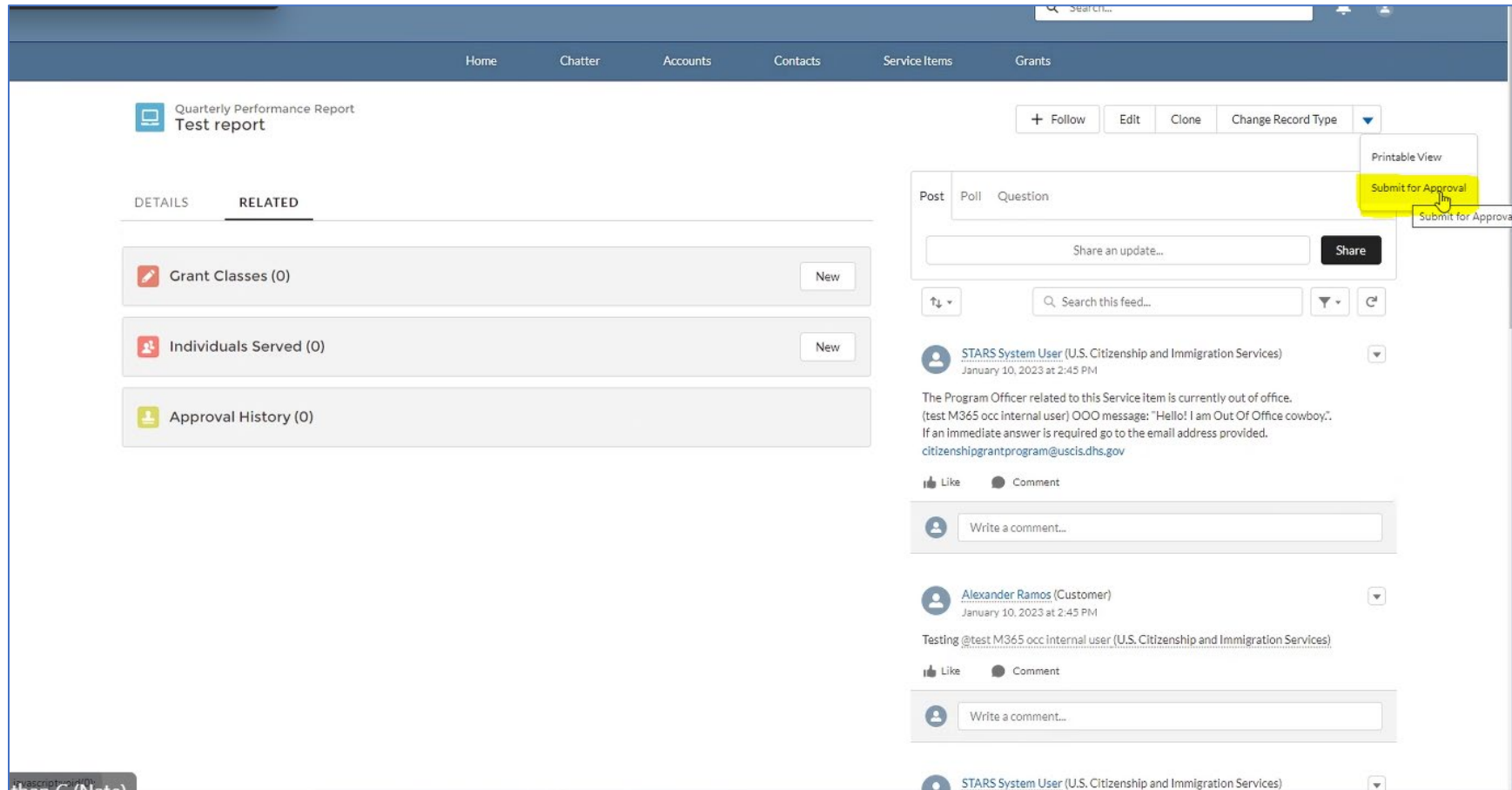
- Class Level: --None--
- Hours in Class: [Input field]
- Post-Test Score: [Input field]
- Legal Activity:**
 - Date Screened by Grantee: [Date picker]
 - Fee Waiver Filed by Grantee:
 - Date N-400 Filed by Grantee: [Date picker]
 - Previously Filed N-400:
 - Date G-28 Filed by Grantee: [Date picker]
 - Grantee Legal Rep at Interview:
 - Date RFE Response Filed by Grantee: [Date picker]
 - N-648 Filed by Grantee:
- Naturalization Test and Oath:**
 - Date First Naturalization Test Passed: [Date picker]
 - Date First Naturalization Test Failed: [Date picker]
 - Date Second Naturalization Test Passed: [Date picker]
 - Date Second Naturalization Test Failed: [Date picker]
 - Date Oath Taken: [Date picker]

Buttons: Cancel, Save & New, Save

Background Interface: The background shows a sidebar with "Quarterly Performance Report Test report", "DETAILS RELATED", "Grant Classes (0)", "Individuals Served (0)", and "Approval History (0)". The main content area is partially obscured by the modal form.

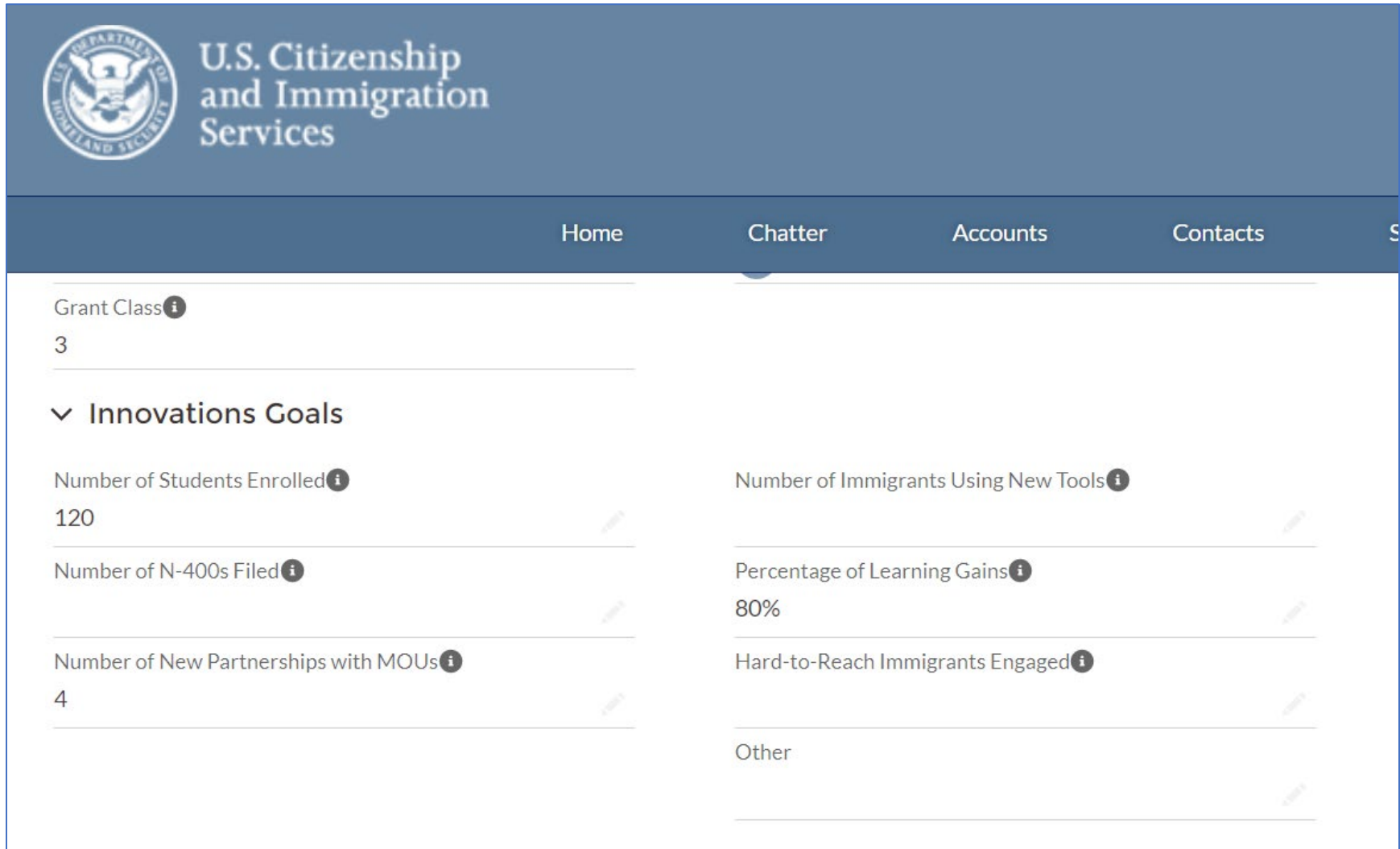
Citizenship and Integration Grant Program Screenshots

Screenshot 15: Approval History – submit button in upper right corner



Citizenship and Integration Grant Program Screenshots

Section 2: Additional Data Requested from Innovations Grantees



The screenshot displays the U.S. Citizenship and Immigration Services (USCIS) portal interface. At the top left is the USCIS logo, featuring an eagle with wings spread, holding an olive branch and arrows, with the text "U.S. DEPARTMENT OF HOMELAND SECURITY" around it. To the right of the logo is the text "U.S. Citizenship and Immigration Services". Below the header is a navigation bar with the following links: "Home", "Chatter", "Accounts", "Contacts", and "S". The main content area is divided into two columns. The left column contains a "Grant Class" field with a value of "3" and an information icon. Below this is a section titled "Innovations Goals" with a downward arrow. Under "Innovations Goals", there are four data points: "Number of Students Enrolled" (120), "Number of N-400s Filed" (blank), "Number of New Partnerships with MOUs" (4), and "Number of Immigrants Using New Tools" (blank). The right column contains three data points: "Number of Immigrants Using New Tools" (blank), "Percentage of Learning Gains" (80%), and "Hard-to-Reach Immigrants Engaged" (blank). Each data point has an information icon and a pencil icon for editing.

Field	Value
Grant Class	3
▼ Innovations Goals	
Number of Students Enrolled	120
Number of N-400s Filed	
Number of New Partnerships with MOUs	4
Number of Immigrants Using New Tools	
Percentage of Learning Gains	80%
Hard-to-Reach Immigrants Engaged	
Other	

Citizenship and Integration Grant Program Screenshots

Section 3: Additional Data Requested from CARING Grantees

∨ Goals

Did You Meet Your Quarterly Goals ⓘ

_____ ⓘ

Class Enrollment Goal Met ⓘ

_____ ⓘ

Naturalization Elig Screenings Goals Met ⓘ

_____ ⓘ

N-400 and G-28 Submission Goal Met ⓘ

_____ ⓘ

Performance Improvement Actions/Plans ⓘ

_____ ⓘ

Integration Plan Progress

_____ ⓘ

∨ Accomplishments and Challenges

Save QPR Feedbacks

Citizenship and Integration Grant Program Screenshots

New Individual Served: OoC CARING Individual Served

Naturalization Test and Oath

Date First Naturalization Test Passed ⓘ	Date First Naturalization Test Failed ⓘ
<input type="text"/>	<input type="text"/>
Date Second Naturalization Test Passed ⓘ	Date Second Naturalization Test Failed ⓘ
<input type="text"/>	<input type="text"/>
Date Oath Taken ⓘ	
<input type="text"/>	

Integration Plan

Date Integration Plan Developed ⓘ

Cancel Save & New Save


Citizenship and Integration Grant Program Screenshots

Section 4: Additional Data Requested from HUB Grantees



New Stakeholder Engagements: OoC HUB


Information

* Stakeholder Engagements Name

Owner 

Quarterly Performance Report

Number of Participants 

Date of Engagement 