

Board of Governors of the Federal Reserve System



Consolidated Financial Statements for Holding Companies—FR Y-9C

Report at the close of business as of the last calendar day of the quarter

This Report is required by law: Section 5(c) of the BHC Act (12 U.S.C. § 1844(c)), section 10 of Home Owners' Loan Act (HOLA) (12 U.S.C. § 1467a(b)), section 618 of the Dodd-Frank Act (12 U.S.C. § 1850a(c)(1)), section 165 of the Dodd-Frank Act (12 U.S.C. § 5365), and section 252.153(b)(2) of Regulation YY (12 CFR 252.153(b)(2)).

This report form is to be filed by holding companies with total consolidated assets of \$3 billion or more. In addition, holding

companies meeting certain criteria must file this report (FR Y-9C) regardless of size. See page 1 of the general instructions for further information. However, when such holding companies own or control, or are owned or controlled by, other holding companies, only the top-tier holding company must file this report for the consolidated holding company organization. The Federal Reserve may not conduct or sponsor, and an organization (or a person) is not required to respond to, a collection of information unless it displays a currently valid OMB control number.

NOTE: Each holding company's board of directors and senior management are responsible for establishing and maintaining an effective system of internal control, including controls over the Consolidated Financial Statements for Holding Companies. The Consolidated Financial Statements for Holding Companies is to be prepared in accordance with instructions provided by the Federal Reserve System. The Consolidated Financial Statements for Holding Companies must be signed and attested by the Chief Financial Officer (CFO) of the reporting holding company (or by the individual performing this equivalent function).

Date of Report: _____
Month / Day / Year (BHCK 9999)

I, the undersigned CFO (or equivalent) of the named holding company, attest that the Consolidated Financial Statements for Holding Companies (including the supporting schedules) for this report date have been prepared in conformance with the instructions issued by the Federal Reserve System and are true and correct to the best of my knowledge and belief.

Printed Name of Chief Financial Officer (or Equivalent) (BHCK C490)

Legal Title of Holding Company (RSSD 9017)

Signature of Chief Financial Officer (or Equivalent) (BHCK H321)

(Mailing Address of the Holding Company) Street / PO Box (RSSD 9110)

Date of Signature (MM/DD/YYYY) (BHTX J196)

City (RSSD 9130) State (RSSD 9200) Zip Code (RSSD 9220)

Is confidential treatment requested for any portion of this report submission?	<table border="1" style="width: 100%; border-collapse: collapse;"> <tr> <td style="width: 50%; text-align: center;">0=No</td> <td style="width: 50%; text-align: center;">BHCK</td> </tr> <tr> <td style="text-align: center;">1=Yes</td> <td style="text-align: center;">C447</td> </tr> </table>	0=No	BHCK	1=Yes	C447
0=No	BHCK				
1=Yes	C447				
In accordance with the General Instructions for this report (check only one),					
1. a letter justifying this request is being provided along with the report (BHCK KY38) <input type="checkbox"/>					
2. a letter justifying this request has been provided separately (BHCK KY38) <input type="checkbox"/>					

Person to whom questions about this report should be directed:

Name / Title (BHTX 8901)

Area Code / Phone Number (BHTX 8902)

Area Code / FAX Number (BHTX 9116)

E-mail Address of Contact (BHTX 4086)

For Federal Reserve Bank Use Only

RSSD ID _____

C.I. _____ S.F. _____

Holding companies must maintain in their files a manually signed and attested printout of the data submitted.

Public reporting burden for this information collection is estimated to vary from 5 to 1,250 hours per response, with an average of 44.79 hours per response for non-Advanced Approaches holding companies with \$5 billion or more and an average of 35.59 hours per response for non-Advanced Approaches holding companies with less than \$5 billion in total assets and 49.80 hours for Advanced Approaches holding companies, including time to gather and maintain data in the required form and to review instructions and complete the information collection. Comments regarding this burden estimate or any other aspect of this information collection, including suggestions for reducing the burden, may be sent to Secretary, Board of Governors of the Federal Reserve System, 20th and C Streets, NW, Washington, DC 20551, and to the Office of Management and Budget, Paperwork Reduction Project (7100-0128), Washington, DC 20503.

Chief Executive Officer Contact Information

This information is being requested so the Board can distribute notifications about policy initiatives and other matters directly to the Chief Executive Officers of reporting institutions. Please provide contact information for the Chief Executive Officer of the reporting institution. Enter "none" for the Chief Executive Officer's email address if not available. Chief Executive Officer contact information is for the confidential use of the Board and will not be released to the public.

Chief Executive Officer

Name (BHCK FT42)

Area Code / Phone Number / Extension (BHCK FT43)

E-mail Address (BHCK FT44)

DRAFT

Report of Income for Holding Companies

Report all Schedules of the Report of Income on a calendar year-to-date basis.

Schedule HI—Consolidated Income Statement

	Dollar Amounts in Thousands	BHCK	Amount	
1. Interest income				
a. Interest and fee income on loans:				
(1) In domestic offices:				
(a) Loans secured by 1–4 family residential properties	4435			1.a.(1)(a)
(b) All other loans secured by real estate	4436			1.a.(1)(b)
(c) All other loans	F821			1.a.(1)(c)
(2) In foreign offices, Edge and Agreement subsidiaries, and IBFs	4059			1.a.(2)
b. Income from lease financing receivables	4065			1.b.
c. Interest income on balances due from depository institutions ¹	4115			1.c.
d. Interest and dividend income on securities:				
(1) U.S. Treasury securities and U.S. government agency obligations (excluding mortgage-backed securities)	B488			1.d.(1)
(2) Mortgage-backed securities	B489			1.d.(2)
(3) All other securities	4060			1.d.(3)
e. Interest income from trading assets ²	4069			1.e.
f. Interest income on federal funds sold and securities purchased under agreements to resell	4020			1.f.
g. Other interest income	4518			1.g.
h. Total interest income (sum of items 1.a through 1.g)	4107			1.h.
2. Interest expense				
a. Interest on deposits:				
(1) In domestic offices:				
(a) Time deposits of \$250,000 or less	HK03			2.a.(1)(a)
(b) Time deposits of more than \$250,000	HK04			2.a.(1)(b)
(c) Other deposits	6761			2.a.(1)(c)
(2) In foreign offices, Edge and Agreement subsidiaries, and IBFs	4172			2.a.(2)
b. Expense on federal funds purchased and securities sold under agreements to repurchase ...	4180			2.b.
c. Interest on trading liabilities and other borrowed money ² (excluding subordinated notes and debentures)	4185			2.c.
d. Interest on subordinated notes and debentures and on mandatory convertible securities ²	4397			2.d.
e. Other interest expense	4398			2.e.
f. Total interest expense (sum of items 2.a through 2.e)	4073			2.f.
3. Net interest income (item 1.h minus item 2.f)	4074			3.
4. Provision for loan and lease losses ³	JJ33			4.
5. Noninterest income:				
a. Income from fiduciary activities	4070			5.a.
b. Service charges on deposit accounts in domestic offices	4483			5.b.
c. Trading revenue ^{2, 4}	A220			5.c.

1. Includes interest income on time certificates of deposit not held for trading.

2. To be completed by holding companies with \$5 billion or more in total assets. (**Asset-size test is based on the prior year June 30 report date**). Income and or expenses pertaining to these items should be reported in the "other" categories 1.g, 2.e, and 5.l, respectively by holding companies with less than \$5 billion in total assets.3. Institutions that have adopted ASU 2016-13 should report in item 4, the provisions for credit losses for all financial assets **and off-balance sheet credit exposures** that fall within the scope of the standard.

4. For holding companies required to complete Schedule HI, memoranda item 9, trading revenue reported in Schedule HI, item 5.c must equal the sum of memoranda items 9.a through 9.e.

Schedule HI—Continued

Dollar Amounts in Thousands		BHCK	Amount
<i>Holding companies with less than \$5 billion in total assets should report data items 5.d.(6) and 5.d.(7) only and leave 5.d.(1) through 5.d.(5) blank.</i>			
5. d. Income from securities-related and insurance activities:			
(1) Fees and commissions from securities brokerage	C886		5.d.(1)
(2) Investment banking, advisory, and underwriting fees and commissions.....	C888		5.d.(2)
(3) Fees and commissions from annuity sales.....	C887		5.d.(3)
(4) Underwriting income from insurance and reinsurance activities.....	C386		5.d.(4)
(5) Income from other insurance activities	C387		5.d.(5)
(6) Fees and commissions from securities brokerage, investment banking, advisory, and underwriting fees and commissions	KX46		5.d.(6)
(7) Income from insurance activities ⁵	KX47		5.d.(7)
e. Venture capital revenue ⁶	B491		5.e.
f. Net servicing fees	B492		5.f.
g. Net securitization income ⁶	B493		5.g.
h. Not applicable.			
i. Net gains (losses) on sales of loans and lease	8560		5.i.
j. Net gains (losses) on sales of other real estate owned.....	8561		5.j.
k. Net gains (losses) on sales of other assets ⁷	B496		5.k.
l. Other noninterest income ⁸	B497		5.l.
m. Total noninterest income (sum of items 5.a through 5.l).....	4079		5.m.
6. a. Realized gains (losses) on held-to-maturity securities.....	3521		6.a.
b. Realized gains (losses) on available-for-sale debt securities.....	3196		6.b.
7. Noninterest expense:			
a. Salaries and employee benefits	4135		7.a.
b. Expenses of premises and fixed assets (net of rental income) (excluding salaries and employee benefits and mortgage interest)	4217		7.b.
c. (1) Goodwill impairment losses	C216		7.c.(1)
(2) Amortization expense and impairment losses for other intangible assets	C232		7.c.(2)
d. Other noninterest expense ⁹	4092		7.d.
e. Total noninterest expense (sum of items 7.a through 7.d).....	4093		7.e.
8. a. Income (loss) before change in net unrealized holding gains (losses) on equity securities not held for trading, applicable income taxes, and discontinued operations (sum of items 3, 5.m, 6.a, 6.b, minus items 4 and 7.e)	HT69		8.a.
b. Change in net unrealized holding gains (losses) on equity securities not held for trading ¹⁰	HT70		8.b.
c. Income (loss) before applicable income taxes and discontinued operations (sum of items 8.a and 8.b)	4301		8.c.
9. Applicable income taxes (on item 8.c).....	4302		9.
10. Income (loss) before discontinued operations (item 8.c minus item 9)	4300		10.
11. Discontinued operations, net of applicable income taxes ¹¹	FT28		11.
12. Net income (loss) attributable to holding company and noncontrolling (minority) interests (sum of items 10 and 11).....	G104		12.
13. LESS: Net income (loss) attributable to noncontrolling (minority) interests (if net income, report as a positive value; if net loss, report as a negative value).....	G103		13.
14. Net income (loss) attributable to holding company (item 12 minus item 13)	4340		14.

5. Includes underwriting income from insurance and reinsurance activities.

6. To be completed by holding companies with \$5 billion or more in total assets (**Asset-size test is based on the prior year June 30 report date**). Income and or expenses pertaining to these items should be reported in the "other" categories.

7. Excludes net gains (losses) on sales of trading assets and held-to-maturity and available-for-sale **debt** securities.

8. See Schedule HI, memoranda item 6.

9. See Schedule HI, memoranda item 7.

10. **Item 8.b is to be completed by all holding companies. See the instructions for this item and the Glossary entry for "Securities Activities" for further detail on accounting for investments in equity securities.**

11. Describe on Schedule HI, memoranda item 8.

Schedule HI—Continued

Memoranda

		Dollar Amounts in Thousands		
		BHCK	Amount	
<i>Memo Items 1 and 2 are to be reported by holding companies with \$5 billion or more in total assets.¹</i>				
1.	Net interest income (item 3 above) on a fully taxable equivalent basis	4519		M.1.
2.	Net income before applicable income taxes, and discontinued operations (item 8.c above) on a fully taxable equivalent basis	4592		M.2.
3.	Income on tax-exempt loans and leases to states and political subdivisions in the U.S. (included in Schedule HI, items 1.a and 1.b, above)	4313		M.3.
4.	Income on tax-exempt securities issued by states and political subdivisions in the U.S. (included in Schedule HI, item 1.d.(3), above)	4507		M.4.
5.	Number of full-time equivalent employees at end of current period (round to nearest whole number)	BHCK	Number	
		4150		M.5.
<i>Memo Items 6.a through 6.j are to be completed annually on a calendar year-to-date basis in the December report only by holding companies with less than \$5 billion in total assets. Holding companies with \$5 billion or more in total assets should report these items on a quarterly basis.¹</i>				
6.	Other noninterest income (from Schedule HI, item 5.I, above) (only report amounts greater than \$100,000 that exceed 7 percent of Schedule HI, item 5.I):	BHCK	Amount	
a.	Income and fees from the printing and sale of checks	C013		M.6.a.
b.	Earnings on/increase in value of cash surrender value of life insurance	C014		M.6.b.
c.	Income and fees from automated teller machines (ATMs)	C016		M.6.c.
d.	Rent and other income from other real estate owned	4042		M.6.d.
e.	Safe deposit box rent	C015		M.6.e.
f.	Bank card and credit card interchange fees	F555		M.6.f.
g.	Income and fees from wire transfers	T047		M.6.g.
h.	TEXT 8562	8562		M.6.h.
i.	TEXT 8563	8563		M.6.i.
j.	TEXT 8564	8564		M.6.j.
<i>Memo Items 7.a through 7.p are to be completed annually on a calendar year-to-date basis in the December report only by holding companies with less than \$5 billion in total assets. Holding companies with \$5 billion or more in total assets should report these items on a quarterly basis.¹</i>				
7.	Other noninterest expense (from Schedule HI, item 7.d, above) (only report amounts greater than \$100,000 that exceed 7 percent of the sum of Schedule HI, item 7.d):			
a.	Data processing expenses	C017		M.7.a.
b.	Advertising and marketing expenses	0497		M.7.b.
c.	Directors' fees	4136		M.7.c.
d.	Printing, stationery, and supplies	C018		M.7.d.
e.	Postage	8403		M.7.e.
f.	Legal fees and expenses	4141		M.7.f.
g.	FDIC deposit insurance assessments ²	4146		M.7.g.
h.	Accounting and auditing expenses	F556		M.7.h.
i.	Consulting and advisory expenses	F557		M.7. i.
j.	Automated teller machine (ATM) and interchange expenses	F558		M.7. j.
k.	Telecommunications expenses	F559		M.7.k.
l.	Other real estate owned expenses	Y923		M.7. l.

1. Asset-size test is based on the total assets reported as of prior year June 30 report date.

2. Amounts reported in Memorandum item 7.g will not be made available to the public on an individual institution basis.

Schedule HI—Continued

Memoranda—Continued

		Dollar Amounts in Thousands		BHCK	Amount	
7. m.	Insurance expenses (not included in employee expenses, premises and fixed assets expenses, and other real estate owned expenses)			Y924		M.7.m.
n.	TEXT 8565			8565		M.7.n.
o.	TEXT 8566			8566		M.7.o.
p.	TEXT 8567			8567		M.7.p.
<i>Memo items 8.a.(1) through Memo item 8.b.(2) is reported by holding companies with \$5 billion or more in total assets.¹</i>						
8.	Discontinued operations and applicable income tax effect (from Schedule HI, item 11) (itemize and describe each discontinued operation):					
a. (1)	TEXT FT29			FT29		M.8.a.(1)
	(2) Applicable income tax effect	BHCK	FT30			M.8.a.(2)
b. (1)	TEXT FT31			FT31		M.8.b.(1)
	(2) Applicable income tax effect	BHCK	FT32			M.8.b.(2)
9.	Trading revenue (from cash instruments and derivative instruments) (Sum of items 9.a through 9.e must equal Schedule HI, item 5.c.)					
<i>Memorandum items 9.a through 9.e are to be completed by holding companies with \$5 billion or more in total assets¹ that reported total trading assets of \$10 million or more for any quarter of the preceding calendar year:</i>						
a.	Interest rate exposures			8757		M.9.a.
b.	Foreign exchange exposures			8758		M.9.b.
c.	Equity security and index exposures			8759		M.9.c.
d.	Commodity and other exposures			8760		M.9.d.
e.	Credit exposures			F186		M.9.e.
<i>Memoranda items 9.f and 9.g are to be completed by holding companies with \$100 billion or more in total assets that are required to complete Schedule HI, Memorandum items 9.a through 9.e, above.¹</i>						
f.	Impact on trading revenue of changes in the creditworthiness of the holding company's derivatives counterparties on the holding company's derivative assets (included in Memorandum items 9.a through 9.e above)			K090		M.9.f.
g.	Impact on trading revenue of changes in the creditworthiness of the holding company on the holding company's derivative liabilities (included in Memorandum items 9.a through 9.e above)			K094		M.9.g.
<i>Memorandum items 10.a and 10.b are to be completed by holding companies with \$10 billion or more in total consolidated assets.¹</i>						
10.	Net gains (losses) recognized in earnings on credit derivatives that economically hedge credit exposures held outside the trading account:					
a.	Net gains (losses) on credit derivatives held for trading			C889		M.10.a.
b.	Net gains (losses) on credit derivatives held for purposes other than trading			C890		M.10.b.
<i>Memorandum item 11 is to be completed by holding companies with \$5 billion or more in total assets.¹</i>						
11.	Credit losses on derivatives (see instructions)			A251		M.11.

1. Asset-size test is based on the total assets reported as of prior year June 30 report date.

Schedule HI—Continued

Memoranda—Continued

Dollar Amounts in Thousands		BHCK	Amount	
<i>Memorandum items 12.a through 12.c are to be completed by holding companies with \$5 billion or more in total assets.¹</i>				
12. a. Income from the sale and servicing of mutual funds and annuities (in domestic offices).....	8431			M.12.a.
b. (1) Premiums on insurance related to the extension of credit.....	C242			M.12.b.(1)
(2) All other insurance premiums	C243			M.12.b.(2)
c. Benefits, losses, and expenses from insurance-related activities.....	B983			M.12.c.
13. Does the reporting holding company have a Subchapter S election in effect for federal income tax purposes for the current tax year? (Enter "1" for Yes; enter "0" for No.).....	0=No 1=Yes	BHCK A530		M.13.

Dollar Amounts in Thousands		BHCK	Amount	
<i>Memorandum items 14(a) through 14(b)(1) are to be completed by holding companies with \$5 billion or more in total assets that have elected to account for assets and liabilities under a fair value option.¹</i>				
14. Net gains (losses) recognized in earnings on assets and liabilities that are reported at fair value under a fair value option:				
a. Net gains (losses) on assets	F551			M.14.a.
(1) Estimated net gains (losses) on loans attributable to changes in instrument-specific credit risk	F552			M.14.a.(1)
b. Net gains (losses) on liabilities	F553			M.14.b.
(1) Estimated net gains (losses) on liabilities attributable to changes in instrument-specific credit risk.....	F554			M.14.b.(1)
<i>Memorandum item 15 is to be completed by holding companies with \$5 billion or more in total assets.¹</i>				
15. Stock-based employee compensation expense (net of tax effects) calculated for all awards under the fair value method	C409			M.15.

		Year-to-date		
		BHCK	Amount	
<i>Memorandum item 16 is to be completed by holding companies that are required to complete Schedule HC-C, Memorandum items 6.b and 6.c and is to be completed semiannually in the June and December reports only by holding companies with \$5 billion or more in total assets and annually on a year-to-date basis in the December report by holding companies with less than \$5 billion in total assets.¹</i>				
16. Noncash income from negative amortization on closed-end loans secured by 1-4 family residential properties (included in Schedule HI, item 1.a.(1)(a)).....	F228			M.16.
<i>Memorandum item 17 is to be completed semiannually in June and December by holding companies with less than \$5 billion in total assets. (Holding companies with more than \$5 billion will continue to report quarterly).¹</i>				
17. Other-than-temporary impairment losses on held-to-maturity and available-for-sale debt securities recognized in earnings (included in Schedule HI, items 6.a and 6.b) ²	J321			M.17.

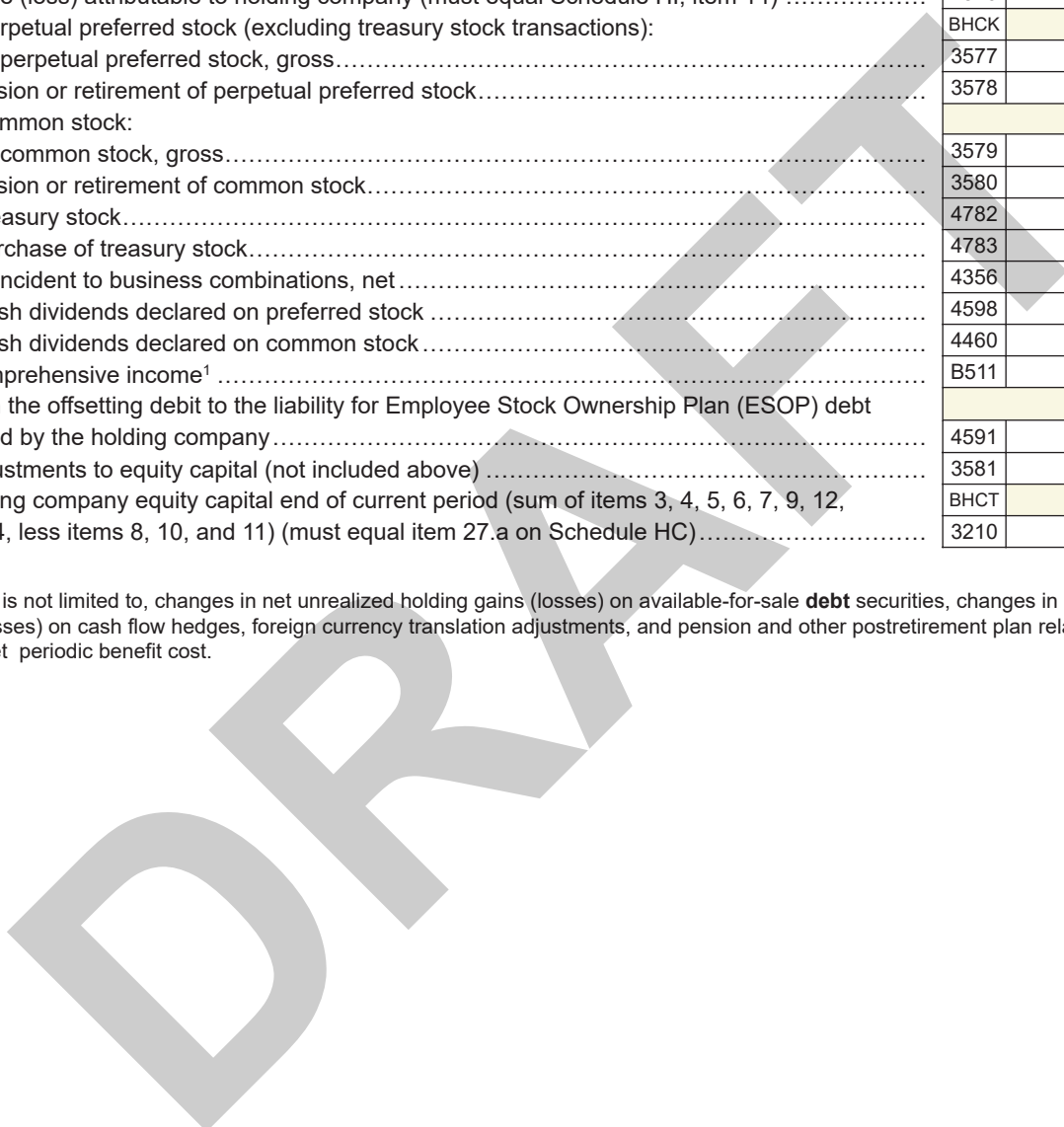
1. Asset-size test is based on the total assets reported as of prior year June 30 report date.
2. Memorandum item 17 is to be completed only by institutions that have not adopted ASU 2016-13.

16. Not applicable

Schedule HI-A—Changes in Holding Company Equity Capital

	Dollar Amounts in Thousands	BHCK	Amount	
1. Total holding company equity capital <i>most recently reported</i> for the end of previous calendar year (i.e., after adjustments from amended Reports of Income)	3217			1.
2. Cumulative effect of changes in accounting principles and corrections of material accounting errors	B507			2.
3. Balance end of previous calendar year as restated (sum of items 1 and 2)	B508			3.
	BHCT			
4. Net income (loss) attributable to holding company (must equal Schedule HI, item 14)	4340			4.
5. Sale of perpetual preferred stock (excluding treasury stock transactions):	BHCK			
a. Sale of perpetual preferred stock, gross	3577			5.a.
b. Conversion or retirement of perpetual preferred stock	3578			5.b.
6. Sale of common stock:				
a. Sale of common stock, gross	3579			6.a.
b. Conversion or retirement of common stock	3580			6.b.
7. Sale of treasury stock	4782			7.
8. LESS: Purchase of treasury stock	4783			8.
9. Changes incident to business combinations, net	4356			9.
10. LESS: Cash dividends declared on preferred stock	4598			10.
11. LESS: Cash dividends declared on common stock	4460			11.
12. Other comprehensive income ¹	B511			12.
13. Change in the offsetting debit to the liability for Employee Stock Ownership Plan (ESOP) debt guaranteed by the holding company	4591			13.
14. Other adjustments to equity capital (not included above)	3581			14.
15. Total holding company equity capital end of current period (sum of items 3, 4, 5, 6, 7, 9, 12, 13, and 14, less items 8, 10, and 11) (must equal item 27.a on Schedule HC)	BHCT			15.
	3210			

1. Includes, but is not limited to, changes in net unrealized holding gains (losses) on available-for-sale **debt** securities, changes in accumulated net gains (losses) on cash flow hedges, foreign currency translation adjustments, and pension and other postretirement plan related changes other than net periodic benefit cost.



Schedule HI-B—Charge-Offs and Recoveries on Loans and Leases and Changes in Allowances for Credit Losses

Part I. Charge-offs and Recoveries on Loans and Leases (Fully Consolidated)

Part I includes charge-offs and recoveries through the allocated transfer risk reserve.

Dollar Amounts in Thousands	(Column A) Charge-offs ¹		(Column B) Recoveries		
	BHCK	Amount	BHCK	Amount	
1. Loans secured by real estate:					
a. Construction, land development, and other land loans in domestic offices:					
(1) 1–4 family residential construction loans	C891		C892		1.a.(1)
(2) Other construction loans and all land development and other land loans	C893		C894		1.a.(2)
b. Secured by farmland in domestic offices	3584		3585		1.b.
c. Secured by 1–4 family residential properties in domestic offices:					
(1) Revolving, open-end loans secured by 1–4 family residential properties and extended under lines of credit	5411		5412		1.c.(1)
(2) Closed-end loans secured by 1–4 family residential properties in domestic offices:					
(a) Secured by first liens	C234		C217		1.c.(2)(a)
(b) Secured by junior liens	C235		C218		1.c.(2)(b)
d. Secured by multifamily (5 or more) residential properties in domestic offices	3588		3589		1.d.
e. Secured by nonfarm nonresidential properties in domestic offices:					
(1) Loans secured by owner-occupied nonfarm nonresidential properties	C895		C896		1.e.(1)
(2) Loans secured by other nonfarm nonresidential properties	C897		C898		1.e.(2)
f. In foreign offices	B512		B513		1.f.
2. Not applicable.					
3. Loans to finance agricultural production and other loans to farmers	4655		4665		3.
<i>Holding companies with less than \$5 billion should report Item 4.c only and leave 4.a and 4.b blank.²</i>					
4. Commercial and industrial loans:					
a. To U.S. addressees (domicile)	4645		4617		4.a.
b. To non-U.S. addressees (domicile)	4646		4618		4.b.
c. To U.S. addressees (domicile) and non-U.S. addressees (domicile)	KX48		KX49		4.c.
5. Loans to individuals for household, family, and other personal expenditures:					
a. Credit cards	B514		B515		5.a.
b. Automobile loans	K129		K133		5.b.
c. Other consumer loans (includes single payment, installment, all student loans, and revolving credit plans other than credit cards)	K205		K206		5.c.
<i>Item 6 is to be completed by holding companies with \$5 billion or more in total consolidated assets.²</i>					
6. Loans to foreign governments and official institutions	4643		4627		6.
7. All other loans	4644		4628		7.

1. Include write-downs arising from transfers of loans to a held-for-sale account.
2. Asset-size test is based on the total assets reported as of prior year June 30 report date.

Schedule HI-B—Continued

Part I—Continued

Dollar Amounts in Thousands	(Column A) Charge-offs ¹		(Column B) Recoveries		
	BHCK	Amount	BHCK	Amount	
<i>Holding companies with less than \$5 billion in total assets should report data item 8.c and leave item 8.a and 8.b blank.²</i>					
8. Lease financing receivables:					
a. Leases to individuals for household, family, and other personal expenditures	F185		F187		8.a.
b. All other leases	C880		F188		8.b.
c. Leases to individuals for household, family, and other personal expenditures and all other leases	KX50		KX51		8.c.
9. Total (sum of items 1 through 8.b) ³	4635		4605		9.

1. Include write-downs arising from transfers of loans to a held-for-sale account.
2. **Asset-size test is based on the total assets reported as of prior year June 30 report date.**
3. For holding companies with less than \$5 billion in total assets, Total loans and leases (sum of items 1 through 7 plus 8c.)

Memoranda

Dollar Amounts in Thousands	(Column A) Charge-offs ¹		(Column B) Recoveries		
	BHCK	Amount	BHCK	Amount	
1. Loans to finance commercial real estate, construction, and land development activities (not secured by real estate) included in Schedule HI-B, part I, items 4 and 7 above	5409		5410		M.1.
<i>Memorandum item 2 is to be completed by holding companies with \$5 billion or more in total assets.³</i>					
2. Loans secured by real estate to non-U.S. addressees (domicile) (included in Schedule HI-B, part I, item 1, above)	4652		4662		M.2.

Memorandum item 3 is to be completed by (1) holding companies with \$5 billion or more in total assets³ that, together with affiliated institutions, have outstanding credit card receivables (as defined in the instructions) that exceed \$500 million as of the report date or (2) holding companies that on a consolidated basis are credit card specialty holding companies (as defined in the instructions).

	Year-to-date		
	BHCK	Amount	
3. Uncollectible retail credit card fees and finance charges reversed against income (i.e., not included in charge-offs against the allowance for loan and lease losses) ²	C388		M.3.

1. Include write-downs arising from transfers of loans to a held-for-sale account.
2. Institutions that have adopted ASU 2016-13 should report in Memorandum item 3 uncollectible retail credit card fees and finance charges reversed against income (i.e., not included in charge-offs against the allowance for credit losses on loans and leases).
3. **Asset-size test is based on the total assets reported as of prior year June 30 report date.**

Schedule HI-B—Continued

Part II. Changes in Allowances for Credit Losses¹

Dollar Amounts in Thousands	(Column A) Loans and leases held for investment		(Column B) Held-to-maturity debt securities ²		(Column C) Available-for-sale debt securities ²		
	BHCK	Amount	BHCK	Amount	BHCK	Amount	
1. Balance <i>most recently reported</i> at end of previous year (i.e., after adjustments from amended Reports of Income)	B522		JH88		JH94		1.
2. Recoveries (column A must equal Part I, item 9, column B, above)	BHCT						
	4605		JH89		JH95		2.
3. LESS: Charge-offs (column A must equal Part I, item 9, column A, above less Schedule HI-B, Part II, item 4, Column A)	BHCK						
	C079		JH92		JH98		3.
4. LESS: Write-downs arising from transfers of financial assets ³							
	5523		JJ00		JJ01		4.
5. Provisions for credit losses ^{4, 5}	4230		JH90		JH96		5.
6. Adjustments (see instructions for this schedule).....	C233		JH91		JH97		6.
7. Balance end of current period (sum of items 1, 2, 5, and 6, less items 3 and 4) (column A must equal Schedule HC, item 4.c).....	BHCT						
	3123		JH93		JH99		7.

1. Institutions that have not adopted ASU 2016-13 should report changes in allowance for loan and lease losses in column A.
2. Columns B and C are to be completed only by institutions that have adopted ASU 2016-13.
3. Institutions that have not adopted ASU 2016-13, should report write-downs arising from transfers of loans to a held-for-sale account in item 4, column A.
4. Institutions that have not yet adopted ASU 2016-13 should report the provision for loan and lease losses in item 5, column A, and the amount reported must equal Schedule HI, item 4.
5. For institutions that have adopted ASU 2016-13, the sum of item 5, columns A through C, plus schedule HI-B, Part II, Memorandum **items 5 and 7** below, must equal Schedule HI, item 4.

DRAFT

Schedule HI-B—Continued

Part II—Continued

Memoranda

Dollar Amounts in Thousands	BHCK	Amount	
<i>Memoranda Items 1, 2, 4, and 8 are to be completed by holding companies with \$5 billion or more in total assets.¹</i>			
1. Allocated transfer risk reserve included in Schedule HI-B, part II, item 7, column A, above.....	C435		M.1.
<i>Memoranda items 2 and 3 are to be completed by (1) holding companies that, together with affiliated institutions, have outstanding credit card receivables (as defined in the instructions) that exceed \$500 million as of the report date or (2) holding companies that on a consolidated basis are credit card specialty holding companies (as defined in the instructions).</i>			
2. Separate valuation allowance for uncollectible retail credit card fees and finance charges	C389		M.2.
3. Amount of allowance for loan and lease losses attributable to retail credit card fees and finance charges ²	C390		M.3.
4. Amount of allowance for post-acquisition credit losses on purchased credit-impaired loans accounted for in accordance with AICPA Statement of Position 03-3 (included in Schedule HI-B, part II, item 7, column A, above) ³	C781		M.4.
5. Provisions for credit losses on other financial assets measured at amortized cost (not included in item 5, above) ⁴	JJ02		M.5.
6. Allowance for credit losses on other financial assets measured at amortized cost (not included in item 7, above) ⁴	JJ03		M.6.
7. Provisions for credit losses on off-balance-sheet credit exposures⁴	MG93		M.7.
8. Estimated amount of expected recoveries of amounts previously written off included within the allowance for credit losses on loans and leases held for investment (include in item 7, column A, "Balance end of current period," above)⁴	MG94		M.8.

1. Asset-size test is based on the total assets reported as of prior year June 30 report date.

2. Institutions that have adopted ASU 2016-13 should report in Memorandum item 3 the amount of allowance for credit losses on loans and leases attributable to retail credit card fees and finance charges.

3. Memorandum item 4 is to be completed only by institutions that have not yet adopted ASU 2016-13.

4. Memorandum items **5, 6, 7, and 8** are to be completed only by institutions that have adopted ASU 2016-13.

Schedule HI-C—Disaggregated Data on the Allowance for Loan and Lease Losses

Part I. Disaggregated Data on the Allowance for Loan and Lease Losses to be Completed by Holding Companies with \$5 Billion or More in Total Assets^{1, 2}

Dollar Amounts in Thousands	(Column A) Recorded Investment: Individually Evaluated for Impairment (ASC 310-10-35)		(Column B) Allowance Balance: Individually Evaluated for Impairment (ASC 310-10-35)		(Column C) Recorded Investment: Collectively Evaluated for Impairment (ASC 450-20)		(Column D) Allowance Balance: Collectively Evaluated for Impairment (ASC 450-20)		(Column E) Recorded Investment: Purchased Credit-Impaired Loans (ASC 310-30)		(Column F) Allowance Balance: Purchased Credit-Impaired Loans (ASC 310-30)	
	BHCK	Amount	BHCK	Amount	BHCK	Amount	BHCK	Amount	BHCK	Amount	BHCK	Amount
1. Real estate loans:												
a. Construction loans	M708		M709		M710		M711		M712		M713	
b. Commercial real estate loans	M714		M715		M716		M717		M719		M720	
c. Residential real estate loans	M721		M722		M723		M724		M725		M726	
2. Commercial loans ³	M727		M728		M729		M730		M731		M732	
3. Credit cards	M733		M734		M735		M736		M737		M738	
4. Other consumer loans	M739		M740		M741		M742		M743		M744	
5. Unallocated, if any							M745					
6. Total (sum of items 1.a. through 5.) ⁴	M746		M747		M748		M749		M750		M751	

1. Only institutions with total assets greater than \$5 billion that have not adopted ASU 2016-13 are to complete Schedule HI-C, Part I.

2. **Asset-size test is based on the total assets reported as of prior year June 30 report date.**

3. Include all loans and leases not reported as real estate loans, credit cards, or other consumer loans in items 1, 3, or 4 on Schedule HI-C, Part I.

4. The sum of item 6, columns B, D, and F, must equal Schedule HC, item 4.c. Item 6, column E, must equal Schedule HC-C, Memorandum item 5.b. Item 6, column F, must equal Schedule HI-B, Part II, Memorandum item 4.

Schedule HI-C—Continued

Part II. Disaggregated Data on the Allowances for Credit Losses^{1,2}

	(Column A) Amortized Cost		(Column B) Allowance Balance		
	BHCK	Amount	BHCK	Amount	
Dollar Amounts in Thousands					
Loans and Leases Held for Investment:¹					
1. Real estate loans:					
a. Construction loans	JJ04		JJ12		1.a.
b. Commercial real estate loans	JJ05		JJ13		1.b.
c. Residential real estate loans	JJ06		JJ14		1.c.
2. Commercial loans ³	JJ07		JJ15		2.
3. Credit cards	JJ08		JJ16		3.
4. Other consumer loans	JJ09		JJ17		4.
5. Unallocated, if any			JJ18		5.
6. Total (sum of items 1.a through 5) ⁴	JJ11		JJ19		6.

	(Column A) Amortized Cost		(Column B) Allowance Balance		
	BHCK	Amount	BHCK	Amount	
Dollar Amounts in Thousands					
Held-to-Maturity Securities:⁵					
7. Securities issued by states and political subdivisions in the U.S.			JJ20		7.
8. Total mortgage-backed securities (MBS) (including CMOs, REMICs and stripped MBS)			JJ21		8.
9. Asset-backed securities and structured financial products			JJ23		9.
10. Other debt securities			JJ24		10.
11. Total (sum of items 7 through 10) ⁶			JJ25		11.

1. Data items 1-6 are to be completed by holding companies that have adopted ASU 2016-13 and holding companies with less than \$5 billion that have *not* adopted ASU 2016-13 (and chose not to report on HI-C Part I). Holding companies that have less than \$5 billion in total assets and have not adopted ASU 2016-13 should report the recorded investment instead of the amortized cost in column A and report items 1-6 semiannually in June and December.

2. **Asset-size test is based on the total assets reported as of prior year June 30 report date.**

3. Include all loans and leases not reported as real estate loans, credit cards, or other consumer loans in items 1, 3, or 4 of Schedule HI-C, Part II.

4. Item 6, column B, must equal schedule HC, item 4.c.

5. Only institutions that have adopted ASU 2016-13 are to complete Schedule HI-C, Part II line items 7 through 11. Institutions with less than \$5 billion in total assets should report items 7 through 11 semiannually in the June and December reports only.

6. Item 11 must equal Schedule HI-B, Part II item 7, column B.

Notes to the Income Statement—Predecessor Financial Items

For holding companies involved in a business combination(s) during the quarter, provide on the lines below income statement information for any acquired company(ies) with aggregated assets of \$10 billion or more or 5 percent of the reporting holding company's total consolidated assets as of the previous quarter-end, whichever is less. Information should be reported year-to-date of acquisition.

	Dollar Amounts in Thousands	BHBC	Amount	
1. Total interest income	4107			1.
a. Interest income on loans and leases	4094			1.a.
b. Interest income on investment securities	4218			1.b.
2. Total interest expense	4073			2.
a. Interest expense on deposits	4421			2.a.
3. Net interest income	4074			3.
4. Provision for loan and lease losses ¹	JJ33			4.
5. Total noninterest income	4079			5.
a. Income from fiduciary activities	4070			5.a.
b. Trading revenue	A220			5.b.
c. Investment banking, advisory, brokerage, and underwriting fees and commissions	B490			5.c.
d. Venture capital revenue	B491			5.d.
e. Net securitization income	B493			5.e.
f. Insurance commissions and fees	B494			5.f.
6. Realized gains (losses) on held-to-maturity and available-for-sale securities ²	4091			6.
7. Total noninterest expense	4093			7.
a. Salaries and employee benefits	4135			7.a.
b. Goodwill impairment losses	C216			7.b.
8. Income (loss) before applicable income taxes and discontinued operations	4301			8.
9. Applicable income taxes	4302			9.
10. Noncontrolling (minority) interest	4484			10.
	BHCK			
11. Discontinued operations, net of applicable income taxes and noncontrolling (minority) interest	FT41			11.
	BHBC			
12. Net income (loss)	4340			12.
13. Cash dividends declared	4475			13.
14. Net charge-offs	6061			14.
15. Net interest income (item 3 above) on a fully taxable equivalent basis	4519			15.

1. Institutions that have adopted ASU 2016-13 should report in item 4, the provisions for credit losses for all financial assets **and off-balance sheet credit exposures** that fall within the scope of the standard.

2. Includes provisions governing the accounting for investments in equity securities, include realized and unrealized gains (losses) (and all other value changes) on equity securities and other equity investments not held for trading in item 6.

Notes to the Income Statement (Other)

Enter in the lines provided below any additional information on specific line items on the income statement or to its schedules that the holding company wishes to explain, that has been separately disclosed in the holding company's quarterly reports to its shareholders, in its press releases, or on its quarterly reports to the Securities and Exchange Commission (SEC). *Exclude* any transactions that have been separately disclosed under the reporting requirements specified in memoranda items 6 through 8 to Schedule HI, the Consolidated Income Statement.

Also include any transactions which previously would have appeared as footnotes to Schedules HI through HI-B.

Each additional piece of information disclosed should include the appropriate reference to schedule and item number, as well as a description of the additional information and the dollar amount (in thousands of dollars) associated with that disclosure.

Example

A holding company has received \$1.35 million of back interest on loans and leases that are currently in nonaccrual status. The holding company's interest income for the quarter shows that increase which has been disclosed in the report to the stockholders and to the SEC. Enter on the line item below the following information:

TEXT	BHCK	Amount
0000 Sch. HI, item 1.a(1), Recognition of interest payments on nonaccrual loans to XYZ country		
	0000	1350

Notes to the Income Statement (Other)

		Dollar Amounts in Thousands	BHCK	Amount	
1.	Effect of adoption of Current Expected Credit Losses Methodology - ASU 2016-13 ^{1,2}		JJ26		1.
2.	Initial allowances for credit losses recognized upon the acquisition of purchased credit-deteriorated assets on or after the effective date of ASU 2016-13 ¹		JJ27		2.
3.	Effect of adoption of current expected credit losses methodology on allowances for credit losses on loans and leases held for investment and held-to-maturity debt securities ^{1,2}		JJ28		3.
4.					
			5351		4.
5.					
			5352		5.
6.					
			5353		6.
7.					
			5354		7.
8.					
			5355		8.
9.					
			B042		9.
10.					
			B043		10.

1. Only institutions that have adopted ASU 2016-13 should report values in these items, if applicable.

2. Institutions should complete this item in the quarter that they adopt ASU 2016-13 and in the quarter-end FR Y-9C report for the remainder of that calendar year only.

Notes to the Income Statement (Other)—Continued

	TEXT	Dollar Amounts in Thousands	BHCK	Amount	
11.	B044				
			B044		11.
12.	B045				
			B045		12.
13.	B046				
			B046		13.
14.	B047				
			B047		14.
15.	B048				
			B048		15.
16.	B049				
			B049		16.
17.	B050				
			B050		17.
18.	B051				
			B051		18.
19.	B052				
			B052		19.
20.	B053				
			B053		20.
21.	B054				
			B054		21.
22.	B055				
			B055		22.
23.	B056				
			B056		23.

DRAFT

Consolidated Financial Statements for Holding Companies

Report at the close of business _____ Date

Schedule HC—Consolidated Balance Sheet

		Dollar Amounts in Thousands	BHCK	Amount	
Assets					
1. Cash and balances due from depository institutions:					
a. Noninterest-bearing balances and currency and coin ¹			0081		1.a.
b. Interest-bearing balances: ²					
(1) In U.S. offices.....			0395		1.b.(1)
(2) In foreign offices, Edge and Agreement subsidiaries, and IBFs.....			0397		1.b.(2)
2. Securities:					
a. Held-to-maturity securities (from Schedule HC-B, column A) ³			JJ34		2.a.
b. Available-for-sale debt securities (from Schedule HC-B, column D).....			1773		2.b.
c. Equity securities with readily determinable fair values not held for trading ⁴			JA22		2.c.
3. Federal funds sold and securities purchased under agreements to resell:					
a. Federal funds sold in domestic offices.....			BHDM B987		3.a.
b. Securities purchased under agreements to resell ^{5, 6}			BHCK B989		3.b.
4. Loans and lease financing receivables:					
a. Loans and leases held for sale.....			5369		4.a.
b. Loans and leases, held for investment.....		B528			4.b.
c. LESS: Allowance for loan and lease losses ⁷		3123			4.c.
d. Loans and leases, held for investment, net of allowance for loan and lease losses (item 4.b minus 4.c).....			B529		4.d.
5. Trading assets (from Schedule HC-D).....			3545		5.
6. Premises and fixed assets (including capitalized leases).....			2145		6.
7. Other real estate owned (from Schedule HC-M).....			2150		7.
8. Investments in unconsolidated subsidiaries and associated companies.....			2130		8.
9. Direct and indirect investments in real estate ventures.....			3656		9.
10. Intangible assets (from Schedule HC-M).....			2143		10.
11. Other assets (from Schedule HC-F) ⁶			2160		11.
12. Total assets (sum of items 1 through 11).....			2170		12.

1. Includes cash items in process of collection and unposted debits.
 2. Includes time certificates of deposit not held for trading.
 3. Institutions that have adopted ASU 2016-13 should report in item 2.a amounts net of any applicable allowance for credit losses, and item 2.a should equal Schedule HC-B, item 8, column A, less Schedule HI-B, Part II, item 7, column B.
 4. Item 2.c is to be completed by all holding companies. See the instructions for this item and the Glossary for "Securities Activities" for further detail on accounting for investments in equity securities.
 5. Includes all securities resale agreements in domestic and foreign offices, regardless of maturity.
 6. Institutions that have adopted ASU 2016-13 should report items 3.b and 11 amounts net of any applicable allowance for credit losses.
 7. Institutions that have adopted ASU 2016-13 should report in item 4.c the allowance for credit losses on loans and leases.

Schedule HC—Continued

	Dollar Amounts in Thousands	BHDM	Amount	
Liabilities				
13. Deposits:				
a. In domestic offices (from Schedule HC-E):				
(1) Noninterest-bearing ¹	6631			13.a.(1)
(2) Interest-bearing	6636			13.a.(2)
b. In foreign offices, Edge and Agreement subsidiaries, and IBFs:		BHFN		
(1) Noninterest-bearing	6631			13.b.(1)
(2) Interest-bearing	6636			13.b.(2)
14. Federal funds purchased and securities sold under agreements to repurchase:		BHDM		
a. Federal funds purchased in domestic offices ²	B993			14.a.
b. Securities sold under agreements to repurchase ³	BHCK			
b. Securities sold under agreements to repurchase ³	B995			14.b.
15. Trading liabilities (from Schedule HC-D)	3548			15.
16. Other borrowed money (includes mortgage indebtedness and obligations under capitalized leases) (from Schedule HC-M)	3190			16.
17. Not applicable.				
18. Not applicable.				
19. a. Subordinated notes and debentures ⁴	4062			19.a.
b. Subordinated notes payable to unconsolidated trusts issuing trust preferred securities, and trust preferred securities issued by consolidated special purpose entities	C699			19.b.
20. Other liabilities (from Schedule HC-G)	2750			20.
21. Total liabilities (sum of items 13 through 20)	2948			21.
22. Not applicable.				
Equity Capital				
Holding Company Equity Capital				
23. Perpetual preferred stock and related surplus	3283			23.
24. Common stock (par value)	3230			24.
25. Surplus (exclude all surplus related to preferred stock)	3240			25.
26. a. Retained earnings	3247			26.a.
b. Accumulated other comprehensive income ⁵	B530			26.b.
c. Other equity capital components ⁶	A130			26.c.
27. a. Total holding company equity capital (sum of items 23 through 26.c)	3210			27.a.
b. Noncontrolling (minority) interests in consolidated subsidiaries	3000			27.b.
28. Total equity capital (sum of items 27.a and 27.b)	G105			28.
29. Total liabilities and equity capital (sum of items 21 and 28)	3300			29.

1. Includes noninterest-bearing demand, time, and savings deposits.

2. Report overnight Federal Home Loan Bank advances in Schedule HC, item 16, "Other borrowed money."

3. Includes all securities repurchase agreements in domestic and foreign offices regardless of maturity.

4. Includes limited-life preferred stock and related surplus.

5. Includes, but is not limited to, net unrealized holding gains (losses) on available-for-sale securities, accumulated net gains (losses) on cash flow hedges, cumulative foreign currency translation adjustments, and accumulated defined benefit pension and other postretirement plan adjustments.

6. Includes treasury stock and unearned Employee Stock Ownership Plan shares.

Schedule HC—Continued

Memoranda (to be completed annually by holding companies for the December 31 report date)

1. Has the holding company engaged in a full-scope independent external audit at any time during the calendar year? (Enter "1" for Yes, enter "0" for No.)
2. If response to Memoranda item 1 is yes, indicate below the name and address of the holding company's independent external auditing firm (see instructions), and the name and e-mail address of the auditing firm's engagement partner.⁷

0=No	BHCK	
1=Yes	C884	

M. 1.

a. _____
(1) Name of External Auditing Firm (TEXT C703)

(2) City (TEXT C708)

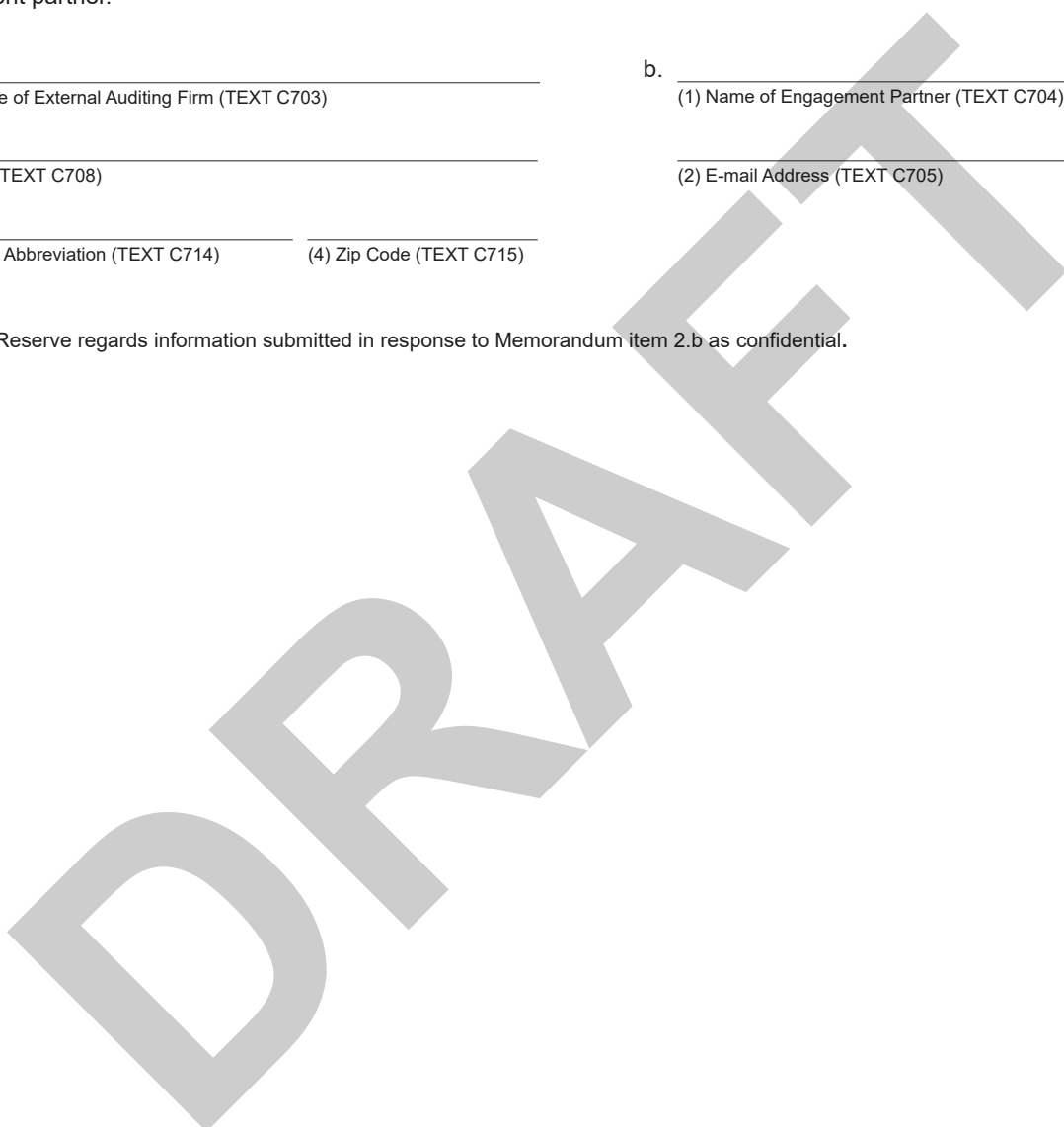
(3) State Abbreviation (TEXT C714)

(4) Zip Code (TEXT C715)

b. _____
(1) Name of Engagement Partner (TEXT C704)

(2) E-mail Address (TEXT C705)

7. The Federal Reserve regards information submitted in response to Memorandum item 2.b as confidential.



Schedule HC-B—Securities

Dollar Amounts in Thousands	Held-to-Maturity				Available-for-Sale				
	(Column A) Amortized Cost		(Column B) Fair Value		(Column C) Amortized Cost		(Column D) Fair Value		
	BHCK	Amount	BHCK	Amount	BHCK	Amount	BHCK	Amount	
1. U.S. Treasury securities.....	0211		0213		1286		1287		1.
2. U.S. government agency and sponsored agency obligations (exclude mortgage-backed securities) ¹	HT50		HT51		HT52		HT53		2.
3. Securities issued by states and political subdivisions in the U.S.	8496		8497		8498		8499		3.
<i>Holding companies with less than \$5 billion should report data item 4.a.(4) and should leave 4.a.(1) through 4.a.(3) blank.³</i>									
4. Mortgage-backed securities (MBS)									
a. Residential pass-through securities:									
(1) Guaranteed by GNMA	G300		G301		G302		G303		4.a.(1)
(2) Issued by FNMA and FHLMC	G304		G305		G306		G307		4.a.(2)
(3) Other pass-through securities.....	G308		G309		G310		G311		4.a.(3)
(4) Guaranteed by GNMA, issued by FNMA and FHLMC and other pass-through securities	KX52		KX53		KX54		KX55		4.a.(4)
b. Other residential mortgage-backed securities (include CMOs, REMICs, and stripped MBS):									
(1) Issued or guaranteed by U.S. Government agencies or sponsored agencies ²	G312		G313		G314		G315		4.b.(1)
(2) Collateralized by MBS issued or guaranteed by U.S. Government agencies or sponsored agencies ²	G316		G317		G318		G319		4.b.(2)
(3) All other residential mortgage-backed securities.....	G320		G321		G322		G323		4.b.(3)
c. Commercial MBS:									
(1) Commercial pass-through securities:									
(a) Issued or guaranteed by FNMA, FHLMC, or GNMA	K142		K143		K144		K145		4.c.(1)(a)
(b) Other pass-through securities	K146		K147		K148		K149		4.c.(1)(b)
(2) Other commercial MBS:									
(a) Issued or guaranteed by U.S. Government agencies or sponsored agencies ²	K150		K151		K152		K153		4.c.(2)(a)
(b) All other commercial MBS	K154		K155		K156		K157		4.c.(2)(b)

1. Includes Small Business Administration "Guaranteed Loan Pool Certificates," U.S. Maritime Administration obligations, Export-Import Bank participation certificates, and obligations (other than mortgage-backed securities) issued by the Farm Credit System, the Federal Home Loan Bank System, the Federal Home Loan Mortgage Corporation, the Federal National Mortgage Association, the Financing Corporation, Resolution Funding Corporation, the Student Loan Marketing Association, and the Tennessee Valley Authority.

2. U.S. Government agencies include, but are not limited to, such agencies as the Government National Mortgage Association (GNMA), the Federal Deposit Insurance Corporation (FDIC), and the National Credit Union Administration (NCUA). U.S. Government-sponsored agencies include, but are not limited to, such agencies as the Federal Home Loan Mortgage Corporation (FHLMC) and the Federal National Mortgage Association (FNMA).

3. Asset-size test is based on the total assets reported as of prior year June 30 report date.

Schedule HC-B—Continued

Dollar Amounts in Thousands	Held-to-Maturity				Available-for-Sale				
	(Column A) Amortized Cost		(Column B) Fair Value		(Column C) Amortized Cost		(Column D) Fair Value		
	BHCK	Amount	BHCK	Amount	BHCK	Amount	BHCK	Amount	
5. Asset-backed securities and structured financial products:									
a. Asset-backed Securities (ABS)	C026		C988		C989		C027		5.a.
b. Structured financial products	HT58		HT59		HT60		HT61		5.b.
6. Other debt securities:									
a. Other domestic debt securities	1737		1738		1739		1741		6.a.
b. Other foreign debt securities	1742		1743		1744		1746		6.b.
7. Unallocated portfolio layer fair value hedge basis adjustments ¹					MG95		BHCT		7.
8. Total (sum of items 1 through 7) ²	1754		1771		1772		1773		8.

Memoranda

Dollar Amounts in Thousands	BHCK	Amount	
1. Pledged securities ³	0416		M.1.
2. Remaining maturity or next repricing date of debt securities ⁴ (Schedule HC-B, items 1 through 6.b in columns A and D above):			
a. 1 year and less	0383		M.2.a.
b. Over 1 year to 5 years	0384		M.2.b.
c. Over 5 years	0387		M.2.c.
<i>Memorandum item 3 is to be completed semiannually in the June and December reports only.</i>			
3. Amortized cost of held-to-maturity securities sold or transferred to available-for-sale or trading securities during the calendar year-to-date (report the amortized cost at date of sale or transfer)	1778		M.3.
4. Structured notes (included in the held-to-maturity and available-for-sale accounts in Schedule HC-B, items 2, 3, 5, and 6):			
a. Amortized cost	8782		M.4.a.
b. Fair value	8783		M.4.b.

1. This item is to be completed by institutions that have adopted ASU 2022-01, as applicable.

2. For institutions that have adopted ASU 2016-13, the total reported in column A must equal Schedule HC, item 2.a, plus Schedule HI-B, Part II, item 7, column B. For institutions that have not adopted ASU 2016-13, the total reported in column A must equal Schedule HC, item 2.a. For all institutions, the total reported in column D must equal Schedule HC, item 2.b.

3. Includes held-to-maturity securities at amortized cost, available-for-sale debt securities at fair value, and equity securities with readily determinable fair values not held for trading (reported in Schedule HC, item 2.c) at fair value.

4. Report fixed-rate debt securities by remaining maturity and floating-rate debt securities by next repricing date.

Schedule HC-B—Continued

Memoranda—Continued

Dollar Amounts in Thousands	Held-to-Maturity				Available-for-Sale				
	(Column A) Amortized Cost		(Column B) Fair Value		(Column C) Amortized Cost		(Column D) Fair Value		
	BHCK	Amount	BHCK	Amount	BHCK	Amount	BHCK	Amount	
<i>Memorandum items 5.a through 5.f are to be completed by holding companies with \$10 billion or more in total assets.¹</i>									
5. Asset-backed securities (ABS) (sum of Memorandum items 5.a through 5.f must equal Schedule HC-B, item 5.a):									
a. Credit card receivables	B838		B839		B840		B841		M.5.a.
b. Home equity lines	B842		B843		B844		B845		M.5.b.
c. Automobile loans.....	B846		B847		B848		B849		M.5.c.
d. Other consumer loans.....	B850		B851		B852		B853		M.5.d.
e. Commercial and industrial loans	B854		B855		B856		B857		M.5.e.
f. Other.....	B858		B859		B860		B861		M.5.f.
<i>Memorandum items 6.a through 6.g are to be completed by holding companies with \$10 billion or more in total assets.¹</i>									
6. Structured financial products by underlying collateral or reference assets (for each column, sum of Memorandum items 6.a through 6.g must equal Schedule HC-B, 5.b):									
a. Trust preferred securities issued by financial institutions.....	G348		G349		G350		G351		M.6.a.
b. Trust preferred securities issued by real estate investment trusts	G352		G353		G354		G355		M.6.b.
c. Corporate and similar loans.....	G356		G357		G358		G359		M.6.c.
d. 1–4 family residential MBS issued or guaranteed by U.S. government-sponsored enterprises (GSEs).....	G360		G361		G362		G363		M.6.d.
e. 1–4 family residential MBS not issued or guaranteed by GSEs.....	G364		G365		G366		G367		M.6.e.
f. Diversified (mixed) pools of structured financial products.....	G368		G369		G370		G371		M.6.f.
g. Other collateral or reference assets	G372		G373		G374		G375		M.6.g.

1. The \$10 billion asset-size test is based on the total assets reported as of prior year June 30 report date.

Schedule HC-C—Loans and Lease Financing Receivables

Do not deduct the allowance for loan and lease losses¹ from amounts reported in this schedule. Report (1) loans and leases held for sale at the lower of cost or fair value, (2) loans and leases held for investment, net of unearned income, and (3) loans and leases accounted for at fair value under a fair value option. Exclude assets held for trading and commercial paper.

Dollar Amounts in Thousands	(Column A) Consolidated		(Column B) In Domestic Offices		
	BHCK	Amount	BHDM	Amount	
1. Loans secured by real estate	1410				1.
a. Construction, land development, and other land loans:			BHCK		
(1) 1–4 family residential construction loans			F158		1.a.(1)
(2) Other construction loans and all land development and other land loans			F159		1.a.(2)
b. Secured by farmland			BHDM		
c. Secured by 1–4 family residential properties:			1420		1.b.
(1) Revolving, open-end loans secured by 1–4 family residential properties and extended under lines of credit			1797		1.c.(1)
(2) Closed-end loans secured by 1–4 family residential properties:					
(a) Secured by first liens			5367		1.c.(2)(a)
(b) Secured by junior liens			5368		1.c.(2)(b)
d. Secured by multifamily (5 or more) residential properties			1460		1.d.
e. Secured by nonfarm nonresidential properties:					
(1) Loans secured by owner-occupied nonfarm nonresidential properties			BHCK		
(2) Loans secured by other nonfarm nonresidential properties			F160		1.e.(1)
			F161		1.e.(2)
			BHDM		
2. Loans to depository institutions and acceptances of other banks			1288		2.
a. To U.S. banks and other U.S. depository institutions	1292				2.a.
b. To foreign banks	1296				2.b.
3. Loans to finance agricultural production and other loans to farmers	1590		1590		3.
<i>Holding companies with less than \$5 billion in total assets should report data item 4.c and leave data items 4.a and 4.b blank.²</i>					
4. Commercial and industrial loans			1766		4.
a. To U.S. addressees (domicile)	1763				4.a.
b. To non-U.S. addressees (domicile)	1764				4.b.
c. To U.S. addressees (domicile) and non-U.S. addressees (domicile)	KX56				4.c.
5. Not applicable.					
6. Loans to individuals for household, family, and other personal expenditures (i.e., consumer loans) (includes purchased paper)			1975		6.
a. Credit cards	B538				6.a.
b. Other revolving credit plans	B539				6.b.
c. Automobile loans	K137				6.c.
d. Other consumer loans (includes single payment, installment, and all student loans)	K207				6.d.
7. Loans to foreign governments and official institutions (including foreign central banks)	2081		2081		7.
8. Not applicable.					

1. Institutions that have adopted ASU 2016-13 should not deduct the allowance for credit losses on loans and leases or the allocated transfer risk reserve from amounts reported on this schedule.

2. Asset-size test is based on the total assets reported as of prior year June 30 report date.

Schedule HC-C—Continued

Dollar Amounts in Thousands	(Column A) Consolidated		(Column B) In Domestic Offices		
	BHCK	Amount	BHDM	Amount	
<i>Holding companies with less than \$5 billion in total assets should report data item 9.b.(3) and leave data items 9.b.(1) and 9.b.(2) blank.¹</i>					
9. Loans to nondepository financial institutions and other loans:					
a. Loans to nondepository financial institutions	J454		J454		9.a.
b. Other loans					
(1) Loans for purchasing or carrying securities (secured or unsecured)	1545		1545		9.b.(1)
(2) All other loans (exclude consumer loans).....	J451		J451		9.b.(2)
(3) Loans for purchasing or carrying securities (secured and unsecured) and all other loans	KX57		KX57		9.b.(3)
<i>Holding companies with less than \$5 billion in total assets should report data item 10.c. and should leave data items 10.a. and 10.b. blank.¹</i>					
10. Lease financing receivables (net of unearned income)			2165		10.
a. Leases to individuals for household, family, and other personal expenditures (i.e., consumer leases).....	F162				10.a.
b. All other leases	F163				10.b.
c. Lease finance receivables.....	KX58				10.c.
11. LESS: Any unearned income on loans reflected in items 1–9 above....	2123		2123		11.
12. Total loans and leases held for investment and held for sale (sum of items 1 through 10 minus item 11) (total of column A must equal Schedule HC, sum of items 4.a and 4.b)...	2122		2122		12.

Memoranda

Dollar Amounts in Thousands	BHDM	Amount	
<i>HC-C memoranda items 1.a.(1) through 1.f.(3)(c) are to be completed semiannually in June and December by holding companies with less than \$5 billion total assets. These items are to be completed quarterly by holding companies with \$5 billion or more in total assets.¹</i>			
1. Loans restructured in troubled debt restructurings that are in compliance with their modified terms (included in Schedule HC-C, and not reported as past due or nonaccrual in Schedule HC-N, Memorandum item 1):			
a. Construction, land development, and other land loans in domestic offices:			
(1) 1–4 family residential construction loans	K158		M.1.a.(1)
(2) All other construction loans and all land development and other land loans.....	K159		M.1.a.(2)
b. Loans secured by 1–4 family residential properties in domestic offices	F576		M.1.b.
c. Secured by multifamily (5 or more) residential properties in domestic offices	K160		M.1.c.
d. Secured by nonfarm nonresidential properties in domestic offices:			
(1) Loans secured by owner-occupied nonfarm nonresidential properties	K161		M.1.d.(1)
(2) Loans secured by other nonfarm nonresidential properties	K162		M.1.d.(2)
<i>Holding companies with less than \$5 billion in total assets should report Memo item 1.e.(3) (semiannually in June and December), and should leave data item 1.e.(1) and 1.e.(2) blank.¹</i>			
e. Commercial and Industrial loans:			
(1) To U.S. addressees (domicile).....	K163		M.1.e.(1)
(2) To non-U.S. addressees (domicile).....	K164		M.1.e.(2)
(3) To U.S. addressees (domicile) and non-U.S. addressees (domicile)	KX59		M.1.e.(3)

1. Asset-size test is based on the total assets reported as of prior year June 30 report date.

Schedule HC-C—Continued

Memoranda—Continued

	Dollar Amounts in Thousands		
	BHCK	Amount	
f. All other loans (<i>include</i> loans to individuals for household, family, and other personal expenditures)	K165		M.1.f.
<i>Itemize and describe loan categories included in Memorandum item 1.f, above that exceed 10 percent of total loans restructured in troubled debt restructurings that are in compliance with their modified terms (sum of Memorandum items 1.a through 1.f):</i>			
(1) Loans secured by farmland in domestic offices	K166		M.1.f.(1)
(2) Loans to finance agricultural production and other loans to farmers	K168		M.1.f.(2)
(3) Loans to individuals for household, family, and other personal expenditures:			
(a) Credit cards	K098		M.1.f.(3)(a)
(b) Automobile loans	K203		M.1.f.(3)(b)
(c) Other consumer loans (includes single payment, installment, all student loans, and revolving credit plans other than credit cards)	K204		M.1.f.(3)(c)
g. Total loans restructured in troubled debt restructurings that are in compliance with their modified terms (sum of Memorandum items 1.a.(1) through 1.f)	HK25		M.1.g.
2. Loans to finance commercial real estate, construction, and land development activities (<i>not secured by real estate</i>) included in Schedule HC-C, items 4 and 9, column A, above	2746		M.2.
<i>To be completed by holding companies with \$5 billion or more in total assets.¹</i>			
3. Loans secured by real estate to non-U.S. addressees (domicile) (included in Schedule HC-C, item 1, column A)	B837		M.3.
<i>Memorandum item 4 is to be completed by (1) holding companies with \$5 billion or more in total assets¹ that, together with affiliated institutions, have outstanding credit card receivables (as defined in the instructions) that exceed \$500 million as of the report date or (2) holding companies that on a consolidated basis are credit card specialty holding companies (as defined in the instructions).</i>			
4. Outstanding credit card fees and finance charges (included in Schedule HC-C, item 6.a, column A)	C391		M.4.

1. Asset-size test is based on the total assets reported as of prior year June 30 report date.

Schedule HC-C—Continued

Memoranda—Continued

Dollar Amounts in Thousands	BHCK	Amount	
<i>Memorandum item 5 is to be completed by all holding companies. Memorandum item 5.a and 5.b are to be completed semiannually in the June and December reports only.¹</i>			
5. Purchased credit-impaired loans held for investment accounted for in accordance with FASB ASC 310-30 (former AICPA Statement of Position 03-3) (exclude loans held for sale):			
a. Outstanding balance.....	C779		M.5.a.
b. Amount included in Schedule HC-C, items 1 through 9	C780		M.5.b.
<i>Memorandum item 6.a, 6.b, and 6.c are to be completed semiannually in the June and December reports only.</i>			
6. Closed-end loans with negative amortization features secured by 1–4 family residential properties in domestic offices:			
a. Total amount of closed-end loans with negative amortization features secured by 1–4 family residential properties (included in Schedule HC-C, items 1.c.(2)(a) and (b)) ..	F230		M.6.a.
<i>Memorandum items 6.b and 6.c are to be completed by holding companies that had closed-end loans with negative amortization features secured by 1–4 family residential properties (as reported in Schedule HC-C, Memorandum item 6.a) as of the preceding December 31 report date, that exceeded the lesser of \$100 million or 5 percent of total loans and leases held for investment and held for sale in domestic offices (as reported in Schedule HC-C, item 12, column B).</i>			
b. Total maximum remaining amount of negative amortization contractually permitted on closed-end loans secured by 1–4 family residential properties	F231		M.6.b.
c. Total amount of negative amortization on closed-end loans secured by 1–4 family residential properties included in the amount reported in Memorandum item 6.a above	F232		M.6.c.
7.–8. Not applicable.			
9. Loans secured by 1–4 family residential properties in domestic offices in process of foreclosure (included in Schedule HC-C, items 1.c.(1), 1.c.(2)(a), and 1.c.(2)(b))	BHDM F577		M.9.
10.–11. Not applicable.			

1. Memorandum item 5 is to be completed only by holding companies that have not yet adopted ASU 2016-13.

Schedule HC-C—Continued

Memoranda—Continued

	(Column A) Fair value of acquired loans and leases at acquisition date		(Column B) Gross contractual amounts receivable at acquisition		(Column C) Best estimate at acquisition date of con- tractual cash flows not expected to be collected		
	BHCK	Amount	BHCK	Amount	BHCK	Amount	
Dollar Amounts in Thousands							
<p><i>Memorandum item 12.a, 12.b, 12.c, and 12.d are to be completed semiannually in the June and December reports only. Holding companies with less than \$5 billion in total assets should report Memorandum item 12.e semiannually in June and December and should leave 12.a, 12.b, 12.c, and 12.d blank.¹</i></p>							
12. Loans (not subject to the requirements of FASB ASC 310-30 (former AICPA Statement of Position 03-3)) ² and leases held for investment that are acquired in business combinations with acquisition dates in the current calendar year:							
a. Loans secured by real estate.....	G091		G092		G093		M.12.a.
b. Commercial and industrial loans	G094		G095		G096		M.12.b.
c. Loans to individuals for household, family, and other personal expenditures.....	G097		G098		G099		M.12.c.
d. All other loans and all leases	G100		G101		G102		M.12.d.
e. Loans and leases.....	KX60		KX61		KX62		M.12.e.
Dollar Amounts in Thousands							
13. Not applicable.							
14. Pledged loans and leases					G378		M.14.
Memorandum item 15 is to be completed by all holding companies.							
15. Revolving, open-end loans secured by 1–4 family residential properties and extended under lines of credit in domestic offices that have converted to non-revolving closed-end status (included in item 1.c.(1) above).....							
					LE75		M.15.

1. Asset-size test is based on the total assets reported as of prior year June 30 report date.

2. Institutions that have adopted ASU 2016-13 should report only loans held for investment not considered purchased credit-deteriorated in Memorandum item 12.

Schedule HC-D—Trading Assets and Liabilities

Schedule HC-D is to be completed by holding companies with \$5 billion or more in total assets¹ that reported total trading assets of \$10 million or more in any of the four preceding calendar quarters.

	Dollar Amounts in Thousands		
	BHCM	Amount	
Assets			
1. U.S. Treasury securities.....	3531		1.
2. U.S. government agency obligations (exclude mortgage-backed securities)	3532		2.
3. Securities issued by states and political subdivisions in the U.S.	3533		3.
4. Mortgage-backed securities (MBS):	BHCK		
a. Residential pass-through securities issued or guaranteed by FNMA, FHLMC, or GNMA	G379		4.a.
b. Other residential mortgage-backed securities issued or guaranteed by U.S. Government agencies or sponsored agencies ² (include CMOs, REMICs, and stripped MBS)	G380		4.b.
c. All other residential mortgage-backed securities	G381		4.c.
d. Commercial MBS issued or guaranteed by U.S. Government agencies or sponsored agencies ²	K197		4.d.
e. All other commercial MBS	K198		4.e.
5. Other debt securities			
a. Structured financial products	HT62		5.a.
b. All other debt securities	G386		5.b.
6. Loans:			
a. Loans secured by real estate:			
(1) Loans secured by 1–4 family residential properties	HT63		6.a.(1)
(2) All other loans secured by real estate	HT64		6.a.(2)
b. Commercial and industrial loans	F614		6.b.
c. Loans to individuals for household, family, and other personal expenditures (i.e., consumer loans) (includes purchased paper).....	HT65		6.c.
d. Other loans.....	F618		6.d.
7.-8. Not applicable.	BHCM		
9. Other trading assets	3541		9.
10. Not applicable.			
11. Derivatives with a positive fair value	3543		11.
12. Total trading assets (sum of items 1 through 11) (total of column A must equal Schedule HC, item 5)	BHCT		
	3545		12.
Liabilities			
13. a. Liability for short positions:	BHCK		
(1) Equity securities.....	G209		13.a.(1)
(2) Debt securities.....	G210		13.a.(2)
(3) All other assets	G211		13.a.(3)
b. All other trading liabilities	F624		13.b.
14. Derivatives with a negative fair value.....	3547		14.
15. Total trading liabilities (sum of items 13.a through 14) (total of column A must equal Schedule HC, item 15).....	BHCT		
	3548		15.

1. Asset-size test is based on the total assets reported as of prior year June 30 report date.

2. U.S. Government agencies include, but are not limited to, such agencies as the Government National Mortgage Association (GNMA), the Federal Deposit Insurance Corporation (FDIC), and the National Credit Union Administration (NCUA). U.S. Government-sponsored agencies include, but are not limited to, such agencies as the Federal Home Loan Mortgage Corporation (FHLMC) and the Federal National Mortgage Association (FNMA).

Schedule HC-D—Continued

Memoranda

	Dollar Amounts in Thousands	BHCK	Amount	
1. Unpaid principal balance of loans measured at fair value (reported in Schedule HC-D, items 6.a.(1) through 6.d.)				
a. Loans secured by real estate:				
(1) Loans secured by 1–4 family residential properties	HT66			M.1.a.(1)
(2) All other loans secured by real estate	HT67			M.1.a.(2)
b. Commercial and industrial loans	F632			M.1.b.
c. Loans to individuals for household, family, and other personal expenditures (i.e., consumer loans) (includes purchased paper)	HT68			M.1.c.
d. Other loans	F636			M.1.d.
<i>Memorandum items 2 through 10 are to be completed by holding companies with \$10 billion or more in total trading assets.¹</i>				
2. Loans measured at fair value that are past due 90 days or more:				
a. Fair value	F639			M.2.a.
b. Unpaid principal balance	F640			M.2.b.
3. Structured financial products by underlying collateral or reference assets (for each column, sum of Memorandum items 3.a through 3.g must equal Schedule HC-D, sum of items 5.a:				
a. Trust preferred securities issued by financial institutions	G299			M.3.a.
b. Trust preferred securities issued by real estate investment trusts	G332			M.3.b.
c. Corporate and similar loans	G333			M.3.c.
d. 1–4 family residential MBS issued or guaranteed by U.S. government-sponsored enterprises (GSEs)	G334			M.3.d.
e. 1–4 family residential MBS not issued or guaranteed by GSEs	G335			M.3.e.
f. Diversified (mixed) pools of structured financial products	G651			M.3.f.
g. Other collateral or reference assets	G652			M.3.g.
4. Pledged trading assets:				
a. Pledged securities	G387			M.4.a.
b. Pledged loans	G388			M.4.b.
5. Asset-backed securities:				
a. Credit card receivables	F643			M.5.a.
b. Home equity lines	F644			M.5.b.
c. Automobile loans	F645			M.5.c.
d. Other consumer loans	F646			M.5.d.
e. Commercial and industrial loans	F647			M.5.e.
f. Other	F648			M.5.f.
6. Not applicable.				
7. Equity securities:				
a. Readily determinable fair values	F652			M.7.a.
b. Other	F653			M.7.b.
8. Loans pending securitization	F654			M.8.

1. The \$10 billion trading asset-size test is based on total trading assets reported as of prior year June 30 report date.

Schedule HC-D—Continued

Memoranda—Continued

		Dollar Amounts in Thousands	BHCK	Amount			
9. a. (1)		Gross fair value of commodity contracts	G212		M.9.a.(1)		
	(2)	Gross fair value of physical commodities held in inventory	G213		M.9.a.(2)		
	b.	Other trading assets (itemize and describe amounts included in Schedule HC-D, item 9, column A (other than amounts included in Memoranda items 9.a.(1) and 9.a.(2) above) that are greater than \$1,000,000 and exceed 25 percent of item 9 less Memoranda items 9.a.(1) and 9. a. (2)): ²					
	(1)	<table border="1"><tr><td>BHTX</td><td>F655</td></tr></table>	BHTX	F655	F655		M.9.b.(1)
BHTX	F655						
	(2)	<table border="1"><tr><td>BHTX</td><td>F656</td></tr></table>	BHTX	F656	F656		M.9.b.(2)
BHTX	F656						
	(3)	<table border="1"><tr><td>BHTX</td><td>F657</td></tr></table>	BHTX	F657	F657		M.9.b.(3)
BHTX	F657						
10.		Other trading liabilities (itemize and describe amounts included in Schedule HC-D, item 13.b that are greater than \$1,000,000 and exceed 25 percent of the item)					
	a.	<table border="1"><tr><td>BHTX</td><td>F658</td></tr></table>	BHTX	F658	F658		M.10.a.
BHTX	F658						
	b.	<table border="1"><tr><td>BHTX</td><td>F659</td></tr></table>	BHTX	F659	F659		M.10.b.
BHTX	F659						
	c.	<table border="1"><tr><td>BHTX</td><td>F660</td></tr></table>	BHTX	F660	F660		M.10.c.
BHTX	F660						

2. Exclude equity securities.

Schedule HC-E—Deposit Liabilities¹

		Dollar Amounts in Thousands	BHCB	Amount	
1.		Deposits held in domestic offices of commercial bank subsidiaries of the reporting holding company:			
	a.	Noninterest-bearing balances ²	2210		1.a.
	b.	Interest-bearing demand deposits, NOW, ATS, and other transaction accounts	3187		1.b.
	c.	Money market deposit accounts and other savings accounts	2389		1.c.
	d.	Time deposits of \$250,000 or less	HK29		1.d.
	e.	Time deposits of more than \$250,000	J474		1.e.
2.		Deposits held in domestic offices of other depository institutions that are subsidiaries of the reporting holding company:			
	a.	Noninterest-bearing balances ²	BHOD		
			3189		2.a.
	b.	Interest-bearing demand deposits, NOW, ATS, and other transaction accounts	3187		2.b.
	c.	Money market deposit accounts and other savings accounts	2389		2.c.
	d.	Time deposits of \$250,000 or less	HK29		2.d.
	e.	Time deposits of more than \$250,000	J474		2.e.

Memoranda

		Dollar Amounts in Thousands	BHDM	Amount	
1.		Brokered deposits \$250,000 or less with a remaining maturity of one year or less	HK06		M.1.
2.		Brokered deposits \$250,000 or less with a remaining maturity of more than one year	HK31		M.2.
3.		Time deposits of more than \$250,000 with a remaining maturity of one year or less	HK32		M.3.
			BHFN		
4.		Foreign office time deposits with a remaining maturity of one year or less	A245		M.4.

1. The sum of items 1.a through 1.e and items 2.a through 2.e must equal the sum of Schedule HC, items 13.a.(1) and 13.a.(2).

2. Includes noninterest-bearing demand, time, and savings deposits.

Schedule HC-F—Other Assets¹

	Dollar Amounts in Thousands	BHCK	Amount	
1. Accrued interest receivable ²		B556		1.
2. Net deferred tax assets ³		2148		2.
3. Interest-only strips receivable (not in the form of a security) ⁴		HT80		3.
4. Equity investments without readily determinable fair values ⁵		1752		4.
5. Life insurance assets:				
a. General account life insurance assets		K201		5.a.
b. Separate account life insurance assets.....		K202		5.b.
c. Hybrid account life insurance assets		K270		5.c.
6. Other		2168		6.
		BHCT		
7. Total (sum of items 1 through 6) (must equal Schedule HC, item 11)		2160		7.

1. Institutions that have adopted ASU 2016-13 should report asset amounts in Schedule HC-F net of any applicable allowance for credit losses.
2. Include accrued interest receivable on loans, leases, debt securities, and other interest-bearing assets. Exclude accrued interest receivables on interest-bearing assets that are reported elsewhere on the balance sheet.
3. See discussion of deferred income taxes in Glossary entry on "income taxes."
4. Report interest-only strips receivable in the form of a security as available-for-sale securities in Schedule HC, item 2.b, or as trading assets in Schedule HC, item 5, as appropriate.
5. Include Federal Reserve stock, Federal Home Loan Bank stock, and bankers' bank stock.

Schedule HC-G—Other Liabilities

	Dollar Amounts in Thousands	BHCK	Amount	
1. Not applicable.				
2. Net deferred tax liabilities ¹		3049		2.
3. Allowance for credit losses on off-balance-sheet credit exposures ²		B557		3.
4. Other		B984		4.
		BHCT		
5. Total (sum of items 2 through 4) (must equal Schedule HC, item 20)		2750		5.

1. See discussion of deferred income taxes in Glossary entry on "income taxes."
2. Holding companies that have adopted ASU 2016-13 should report in Schedule HC-G, item 3, the allowance for credit losses on those off-balance sheet credit exposures that fall within the scope of the standard.

Schedule HC-H—Interest Sensitivity¹

	Dollar Amounts in Thousands	BHCK	Amount	
1. Earning assets that are repriceable within one year or mature within one year		3197		1.
2. Interest-bearing deposit liabilities that reprice within one year or mature within one year included in item 13.a.(2) and 13.b.(2) on Schedule HC, Balance Sheet		3296		2.
3. Long-term debt that reprices within one year included in items 16 and 19.a on Schedule HC, Balance Sheet		3298		3.
4. Variable-rate preferred stock (includes both limited-life and perpetual preferred stock).....		3408		4.
5. Long-term debt reported in Schedule HC, item 19.a on the Balance Sheet that is scheduled to mature within one year		3409		5.

1. Holding companies with foreign offices have the option of excluding the smallest of such non-U.S. offices from coverage in this schedule. Such holding companies may omit the smallest of their offices in foreign countries when arrayed by total assets provided that the assets of the excluded offices do not exceed 50 percent of the total assets of the holding company's assets in foreign countries and 10 percent of the holding company's total consolidated assets as of the report date.

Schedule HC-I—Insurance-Related Underwriting Activities (Including Reinsurance)

Schedule HC-I must be completed by all top-tier holding companies. (See instructions for additional information.)

I. Property and Casualty Underwriting

Item 1 is to be completed by holding companies with \$10,000,000 or more in reinsurance recoverables as of the effective date each quarter.

		Dollar Amounts in Thousands	BHCK	Amount	
Assets					
1.	Reinsurance recoverables		B988		1.
2.	Total assets		C244		2.
Liabilities					
3.	Claims and claims adjustment expense reserves		B990		3.
4.	Unearned premiums		B991		4.
5.	Total equity		C245		5.
6.	Net income		C246		6.

II. Life and Health Underwriting

Item 1 is to be completed by holding companies with \$10,000,000 or more in reinsurance recoverables as of the effective date each quarter.

		Dollar Amounts in Thousands	BHCK	Amount	
Assets					
1.	Reinsurance recoverables		C247		1.
2.	Separate account assets		B992		2.
3.	Total assets		C248		3.
Liabilities					
4.	Policyholder benefits and contractholder funds		B994		4.
5.	Separate account liabilities		B996		5.
6.	Total equity		C249		6.
7.	Net income		C250		7.

Schedule HC-K—Quarterly Averages

	Dollar Amounts in Thousands	BHCK	Amount	
Assets				
1. Securities:				
a. U.S. Treasury securities and U.S. government agency obligations (excluding mortgage-backed securities) ¹		B558		1.a.
b. Mortgage-backed securities ¹		B559		1.b.
c. All other debt securities ¹ and equity securities with readily determinable fair values not held for trading ²		B560		1.c.
2. Federal funds sold and securities purchased under agreements to resell	3365			2.
		BHDM		
3. a. Total loans and leases in domestic offices	3516			3.a.
(1) Loans secured by 1–4 family residential properties	3465			3.a.(1)
(2) All other loans secured by real estate	3466			3.a.(2)
(3) Loans to finance agricultural production and other loans to farmers	3386			3.a.(3)
(4) Commercial and industrial loans	3387			3.a.(4)
(5) Loans to individuals for household, family, and other personal expenditures:				
(a) Credit cards		B561		3.a.(5)(a)
(b) Other (includes single payment, installment other than auto loans, all student loans, and revolving credit plans other than credit cards)		B562		3.a.(5)(b)
		BHFN		
b. Total loans and leases in foreign offices, Edge and agreement subsidiaries, and IBFs	3360			3.b.
<i>Item 4(a) is to be completed by holding companies with \$5 billion or more in total assets and total trading assets of \$10 million or more in any of the four preceding calendar quarters.³</i>				
		BHCK		
4. a. Trading assets	3401			4.a.
b. Other earning assets	B985			4.b.
5. Total consolidated assets ⁴	3368			5.
Liabilities				
6. Interest-bearing deposits (domestic) ⁵	3517			6.
7. Interest-bearing deposits (foreign) ⁵	3404			7.
8. Federal funds purchased and securities sold under agreements to repurchase	3353			8.
9. All other borrowed money	2635			9.
10. Not applicable.				
Equity Capital				
11. Total equity capital (excludes limited-life preferred stock)	3519			11.

1. Quarterly averages for all debt securities should be based on amortized cost.

2. Quarterly averages for equity securities with readily determinable fair values should be based on fair value.

3. Asset-size test is based on the total assets reported as of prior year June 30 report date.

4. The quarterly average for total assets should reflect securities not held for trading as follows:

a) Debt securities at amortized cost.

b) Equity securities with readily determinable fair values should be reported at fair value.

c) Equity investments without readily determinable fair values should be reported at their balance sheet carrying values (i.e., fair value or, if elected, cost minus impairment, if any, plus or minus changes resulting from observable price changes).

5. Includes interest-bearing demand deposits.

C.I. _____

Schedule HC-L—Derivatives and Off-Balance-Sheet Items

Report only transactions with nonrelated institutions

Dollar Amounts in Thousands

	BHCK	Amount	
1. Unused commitments (report only the unused portions of commitments that are fee paid or otherwise legally binding):			
a. Revolving, open-end loans secured by 1–4 family residential properties, (e.g., home equity lines) ..	3814		1.a.
<i>1.b.(1) and 1.b.(2) are to be completed by holding companies with \$5 billion or more in total assets¹ semiannually in the June and December reports only.</i>			
b. (1) Unused consumer credit card lines	J455		1.b.(1)
(2) Other unused credit card lines	J456		1.b.(2)
c. (1) Commitments to fund commercial real estate, construction, and land development loans secured by real estate (sum of items 1.c.(1)(a) and (b) must equal item 1.c.(1))	3816		1.c.(1)
(a) 1–4 family residential construction loan commitments	F164		1.c.(1)(a)
(b) Commercial real estate, other construction loan, and land development loan commitments	F165		1.c.(1)(b)
(2) Commitments to fund commercial real estate, construction, and land development loans NOT secured by real estate	6550		1.c.(2)
<i>Item 1(d) is to be completed by holding companies with \$5 billion or more in total assets.¹</i>			
d. Securities underwriting	3817		1.d.
e. Other unused commitments:			
(1) Commercial and industrial loans	J457		1.e.(1)
(2) Loans to financial institutions	J458		1.e.(2)
(3) All other unused commitments	J459		1.e.(3)
2. Financial standby letters of credit and foreign office guarantees	6566		2.
<i>Item 2.a is to be completed by holding companies with \$5 billion or more in total assets.¹</i>			
a. Amount of financial standby letters of credit conveyed to others	3820		2.a.
3. Performance standby letters of credit and foreign office guarantees	6570		3.
<i>Item 3.a is to be completed by holding companies with \$5 billion or more in total assets.¹</i>			
a. Amount of performance standby letters of credit conveyed to others	3822		3.a.
4. Commercial and similar letters of credit	3411		4.
5. Not applicable.			
6. Securities:			
a. Securities lent	3433		6.a.
b. Securities borrowed	3432		6.b.

Items 7.a. through 7.d.(2)(b) are to be reported by holding companies with \$5 billion or more in total assets.¹

	(Column A) Sold Protection		(Column B) Purchased Protection		
	BHCK	Amount	BHCK	Amount	
7. Credit derivatives:					
a. Notional amounts:					
(1) Credit default swaps	C968		C969		7.a.(1)
(2) Total return swaps	C970		C971		7.a.(2)
(3) Credit options	C972		C973		7.a.(3)
(4) Other credit derivatives	C974		C975		7.a.(4)
b. Gross fair values:					
(1) Gross positive fair value	C219		C221		7.b.(1)
(2) Gross negative fair value	C220		C222		7.b.(2)

1. The \$5 billion asset size test is based on the total assets reported as of prior year June 30 report date.

Schedule HC-L—Continued

Report only transactions with nonrelated institutions

		Dollar Amounts in Thousands		BHCK	Amount	
7. c. Notional amounts by regulatory capital treatment: ¹						
(1) Positions covered under the Market Risk Rule:						
(a) Sold protection			G401			7.c.(1)(a)
(b) Purchased protection			G402			7.c.(1)(b)
(2) All other positions:						
(a) Sold protection			G403			7.c.(2)(a)
(b) Purchased protection that is recognized as a guarantee for regulatory capital purposes			G404			7.c.(2)(b)
(c) Purchased protection that is not recognized as a guarantee for regulatory capital purposes			G405			7.c.(2)(c)

		Remaining Maturity of:						
		(Column A) One year or less		(Column B) Over One Year Through Five Years		(Column C) Over Five Years		
Dollar Amounts in Thousands		BHCK	Amount	BHCK	Amount	BHCK	Amount	
d. Notional amounts by remaining maturity:								
(1) Sold credit protection: ²								
(a) Investment grade		G406		G407		G408		7.d.(1)(a)
(b) Subinvestment grade		G409		G410		G411		7.d.(1)(b)
(2) Purchased credit protection: ³								
(a) Investment grade		G412		G413		G414		7.d.(2)(a)
(b) Subinvestment grade		G415		G416		G417		7.d.(2)(b)

Item 8 is to be completed by holding companies with foreign offices and by holding companies with domestic offices only and \$100 billion or more in total consolidated assets.⁴

		BHCK	Amount	
8. Spot foreign exchange contracts		8765		8.
9. All other off-balance-sheet items (exclude derivatives) (include in item 9 the aggregate amount all other off-balance-sheet items that individually exceed 10 percent of Schedule HC, item 27.a, "Total holding company equity capital") (itemize and describe in items 9.a through 9.f only amounts that exceed 25 percent of Schedule HC, item 27.a)		3430		9.
a. Commitments to purchase when-issued securities		3434		9.a.
b. Commitments to sell when-issued securities		3435		9.b.
c.	TEXT 6561	6561		9.c.
d.	TEXT 6562	6562		9.d.
e.	TEXT 6568	6568		9.e.
f.	TEXT 6586	6586		9.f.

10. Not applicable.

- Sum of items 7.c.(1)(a) and 7.c.(2)(a), must equal sum of items 7.a.(1) through (4), column A.
Sum of items 7.c.(1)(b), 7.c.(2)(b), and 7.c.(2)(c) must equal sum of items 7.a.(1) through (4), column B.
- Sum of items 7.d.(1)(a) and (b), columns A through C, must equal sum of items 7.a.(1) through (4), column A.
- Sum of items 7.d.(2)(a) and (b), columns A through C, must equal sum of items 7.a.(1) through (4), column B.
- The \$100 billion asset-size test is based on the total assets reported as of prior year June 30 report date.

Schedule HC-L—Continued

Dollar Amounts in Thousands	(Column A) Interest Rate Contracts	(Column B) Foreign Exchange Contracts	(Column C) Equity Derivative Contracts	(Column D) Commodity and Other Contracts	
Derivatives Position Indicators	Amount	Amount	Amount	Amount	
<i>Items 11.a. through 14.b.(2) are to be completed by holding companies with \$5 billion or more in total assets.¹</i>					
11. Gross amounts (e.g., notional amounts) (for each column, sum of items 11.a through 11.e must equal sum of items 12 and 13):					
a. Futures contracts.....	BHCK 8693	BHCK 8694	BHCK 8695	BHCK 8696	11.a.
b. Forward contracts.....	BHCK 8697	BHCK 8698	BHCK 8699	BHCK 8700	11.b.
c. Exchange-traded option contracts:					
(1) Written options.....	BHCK 8701	BHCK 8702	BHCK 8703	BHCK 8704	11.c.(1)
(2) Purchased options..	BHCK 8705	BHCK 8706	BHCK 8707	BHCK 8708	11.c.(2)
d. Over-the-counter option contracts:					
(1) Written options.....	BHCK 8709	BHCK 8710	BHCK 8711	BHCK 8712	11.d.(1)
(2) Purchased options..	BHCK 8713	BHCK 8714	BHCK 8715	BHCK 8716	11.d.(2)
e. Swaps.....	BHCK 3450	BHCK 3826	BHCK 8719	BHCK 8720	11.e.
12. Total gross notional amount of derivative contracts held for trading.....	BHCK A126	BHCK A127	BHCK 8723	BHCK 8724	12.
13. Total gross notional amount of derivative contracts held for purposes other than trading.....	BHCK 8725	BHCK 8726	BHCK 8727	BHCK 8728	13.
14. Gross fair values of derivative contracts:					
a. Contracts held for trading:					
(1) Gross positive fair value.....	BHCK 8733	BHCK 8734	BHCK 8735	BHCK 8736	14.a.(1)
(2) Gross negative fair value.....	BHCK 8737	BHCK 8738	BHCK 8739	BHCK 8740	14.a.(2)
b. Contracts held for purposes other than trading:					
(1) Gross positive fair value.....	BHCK 8741	BHCK 8742	BHCK 8743	BHCK 8744	14.b.(1)
(2) Gross negative fair value.....	BHCK 8745	BHCK 8746	BHCK 8747	BHCK 8748	14.b.(2)

1. Asset-size test is based on the total assets reported as of prior year June 30 report date.

Schedule HC-L—Continued

Dollar Amounts in Thousands	(Column A) Banks and Securities Firms		(Column B) Not applicable	(Column C) Hedge Funds		(Column D) Sovereign Governments		(Column E) Corporations and All Other Counterparties		
	BHCK	Amount		BHCK	Amount	BHCK	Amount	BHCK	Amount	
<i>Item 15 is to be completed only by holding companies with total assets of \$10 billion or more.¹</i>										
15. Over-the-counter derivatives:										
a. Net current credit exposure	G418			G420		G421		G422		15.a.
b. Fair value of collateral:										
(1) Cash—U.S. dollar	G423			G425		G426		G427		15.b.(1)
(2) Cash—Other currencies	G428			G430		G431		G432		15.b.(2)
(3) U.S. Treasury securities	G433			G435		G436		G437		15.b.(3)
(4) U.S. government agency and U.S. government-sponsored agency debt securities	G438			G440		G441		G442		15.b.(4)
(5) Corporate bonds	G443			G445		G446		G447		15.b.(5)
(6) Equity securities	G448			G450		G451		G452		15.b.(6)
(7) All other collateral	G453			G455		G456		G457		15.b.(7)
(8) Total fair value of collateral (sum of items 15.b.(1) through (7))	G458			G460		G461		G462		15.b.(8)

1. The \$10 billion asset-size test is based on the total assets reported as of prior year June 30 report date.

Schedule HC-M—Memoranda

		Dollar Amounts in Thousands		BHCK	Amount	
1.	Total number of holding company common shares outstanding	Number (Unrounded)				1.
		3459				
2.	Debt maturing in one year or less (included in Schedule HC, items 16 and 19.a) that is issued to unrelated third parties by bank subsidiaries			6555		2.
3.	Debt maturing in more than one year (included in Schedule HC, items 16 and 19.a) that is issued to unrelated third parties by bank subsidiaries			6556		3.
4.	Other assets acquired in satisfaction of debts previously contracted			6557		4.
5.	Securities purchased under agreements to resell offset against securities sold under agreements to repurchase on Schedule HC			A288		5.
<i>Items 6.a.(1)(a)(1) through 6.d. are to be completed by holding companies with \$5 billion or more in total assets.¹</i>						
6. Assets covered by loss sharing agreements with the FDIC:						
a. Loans and leases (included in Schedule HC, items 4.a and 4.b):						
(1) Loans secured by real estate in domestic offices:						
(a) Construction, land development, and other land loans:						
(1) 1-4 family residential construction loans						
				BHDM		
				K169		6.a.(1)(a)(1)
				K170		6.a.(1)(a)(2)
(2) Other construction loans and all land development and other land loans						
				K171		6.a.(1)(b)
(b) Secured by farmland						
(c) Secured by 1-4 family residential properties:						
(1) Revolving, open-end loans secured by 1-4 family residential properties and extended under lines of credit						
				K172		6.a.(1)(c)(1)
(2) Closed-end loans secured by 1-4 family residential properties:						
(a) Secured by first liens						
				K173		6.a.(1)(c)(2)(a)
(b) Secured by junior liens						
				K174		6.a.(1)(c)(2)(b)
(d) Secured by multifamily (5 or more) residential properties						
				K175		6.a.(1)(d)
(e) Secured by nonfarm nonresidential properties:						
(1) Loans secured by owner-occupied nonfarm nonresidential properties						
				K176		6.a.(1)(e)(1)
(2) Loans secured by other nonfarm nonresidential properties						
				K177		6.a.(1)(e)(2)
(2)-(4) Not applicable.						
				BHCK		
(5) All other loans and leases						
				K183		6.a.(5)
b. Other real estate owned (included in Schedule HC, item 7):						
				BHDM		
(1) Construction, land development, and other land in domestic offices						
				K187		6.b.(1)
(2) Farmland in domestic offices						
				K188		6.b.(2)
(3) 1-4 family residential properties in domestic offices						
				K189		6.b.(3)
(4) Multifamily (5 or more) residential properties in domestic offices						
				K190		6.b.(4)
(5) Nonfarm nonresidential properties in domestic offices						
				K191		6.b.(5)

~~1. Asset size test is based on the total assets reported as of prior year June 30 report date.~~

6. Portion of covered other real estate owned included in Schedule HC, item 7 that is protected by FDIC loss-sharing agreements.

Schedule HC-M—Continued

	Dollar Amounts in Thousands	BHFN	Amount	
6. b. (6) In foreign offices		K260		6.b.(6)
(7) Portion of covered other real estate owned included in items 6.b.(1) through (6) above that is protected by FDIC loss-sharing agreements		BHCK		6.b.(7) 6.
c. Debt securities (included in Schedule HC, items 2.a and 2.b)		K192		6.c.
d. Other assets (exclude FDIC loss-sharing indemnification assets)		J461		6.d.
		J462		

Items 7.a and 7.b are to be completed annually in the December report only.

7. Captive insurance and reinsurance subsidiaries:				
a. Total assets of captive insurance subsidiaries ¹	K193			7.a.
b. Total assets of captive reinsurance subsidiaries ¹	K194			7.b.
8. Has the holding company entered into a business combination during the calendar year that was accounted for by the purchase method of accounting? (Enter "1" for Yes; enter "0" for No.)	0=No	BHCK		8.
	1=Yes	C251		
9. Has the holding company restated its financial statements during the last quarter as a result of new or revised Statements of Financial Accounting Standards? (Enter "1" for Yes; enter "0" for No.)	0=No	BHCK		9.
	1=Yes	6689		
10. Not applicable.				
11. Have all changes in investments and activities been reported to the Federal Reserve on the Report of Changes in Organizational Structure (FR Y-10)? Holding companies must not leave blank or enter "N/A." The holding company must enter "1" for yes or for no changes to report; or enter "0" for no. If the answer to this question is no, complete the FR Y-10	0=No	BHCK		11.
	1=Yes	6416		

TEXT
6428

Name of Holding Company Official Verifying FR Y-10 Reporting (Please Type or Print) Area Code / Phone Number (TEXT 9009)

12. Intangible assets:		BHCK	Amount	
a. Mortgage servicing assets		3164		12.a.
(1) Estimated fair value of mortgage servicing assets	6438			12.a.(1)
b. Goodwill		3163		12.b.
c. All other intangible assets		JF76		12.c.
		BHCT		
d. Total (sum of items 12.a, 12.b, and 12.c) (must equal Schedule HC, item 10)		2143		12.d.
13. Other real estate owned		2150		13.
14. Other borrowed money:		BHCK		
a. Commercial paper		2309		14.a.
b. Other borrowed money with a remaining maturity of one year or less		2332		14.b.
c. Other borrowed money with a remaining maturity of more than one year		2333		14.c.
		BHCT		
d. Total (sum of items 14.a, 14.b, and 14.c) (must equal Schedule HC, item 16)		3190		14.d.
15. Does the holding company sell private label or third-party mutual funds and annuities? (Enter "1" for Yes; enter "0" for No.)	0=No	BHCK		15.
	1=Yes	B569		
16. Assets under management in proprietary mutual funds and annuities		BHCK	Amount	16.
		B570		

1. Report total assets before eliminating intercompany transactions between the consolidated insurance or reinsurance subsidiary and other offices or consolidated subsidiaries of the reporting holding company.

Schedule HC-M—Continued

The following two questions (items 17 and 18) will be used to determine if the reporting holding company must complete the Consolidated Holding Company Report of Equity Investments in Nonfinancial Companies (FR Y-12). See the line item instructions for further details.

17. Does the holding company hold, either directly or indirectly through a subsidiary or affiliate, any non-financial equity investments (see instructions for definition) within a Small Business Investment Company (SBIC) structure, or under section 4(c)(6) or 4 (c)(7) of the Bank Holding Company Act, or pursuant to the merchant banking authority of section 4(k)(4)(H) of the Bank Holding Company Act, or pursuant to the investment authority granted by Regulation K? (Enter "1" for Yes; enter "0" for No.) ...
- | | | |
|-------|------|--|
| 0=No | BHCK | |
| 1=Yes | C161 | |
- 17.

If the answer to item 17 is no, your organization does not need to complete the FR Y-12. Skip item 18 and proceed to items 19.a and 19.b below. If the answer to item 17 is yes, proceed to item 18.

18. Do your aggregate nonfinancial equity investments (see instructions for definition) equal or exceed the lesser of \$100 million (on an acquisition cost basis) or 10 percent of the holding company's consolidated Tier 1 capital as of the report date? (Enter "1" for Yes; enter "0" for No.).....
- | | | |
|-------|------|--|
| 0=No | BHCK | |
| 1=Yes | C159 | |
- 18.

If the answer to both item 17 and item 18 is yes, your organization must complete the FR Y-12. Skip items 19.a and 19.b and proceed to item 20 below.

If the answer to either item 17 or item 18 is no, your organization does not need to complete the FR Y-12. Proceed to items 19.a. and 19.b. below.

Items 19.a. and 19.b. are to be completed by all holding companies that are not required to file the FR Y-12.

19. a. Has the holding company sold or otherwise liquidated its holding of any nonfinancial equity investment since the previous reporting period? (Enter "1" for Yes; enter "0" for No.).....
- | | | |
|-------|------|--|
| 0=No | BHCK | |
| 1=Yes | C700 | |
- 19.a.
- b. Does the holding company manage any nonfinancial equity investments for the benefit of others? (Enter "1" for Yes; enter "0" for No.)
- | | | |
|-------|------|--|
| 0=No | | |
| 1=Yes | C701 | |
- 19.b.

Dollar Amounts in Thousands

	BHCK	Amount
<i>Memoranda items 20 and 21 are to be completed only by holding companies who have made an effective election to become a financial holding company. See the line item instructions for further details.</i>		
20. Balances of broker-dealer subsidiaries engaged in underwriting or dealing securities pursuant to Section 4(k)(4)(E) of the Bank Holding Company Act as amended by the Gramm-Leach-Bliley Act:		
a. Net assets	C252	20.a.
b. Balances due from related institutions:		
(1) Due from the holding company (parent company only), gross.....	4832	20.b.(1)
(2) Due from subsidiary banks of the holding company, gross	4833	20.b.(2)
(3) Due from nonbank subsidiaries of the holding company, gross	4834	20.b.(3)
c. Balances due to related institutions:		
(1) Due to holding company (parent company only), gross	5041	20.c.(1)
(2) Due to subsidiary banks of the holding company, gross.....	5043	20.c.(2)
(3) Due to nonbank subsidiaries of the holding company, gross	5045	20.c.(3)
d. Intercompany liabilities reported in items 20.c.(1), 20.c.(2), and 20.c.(3) above that qualify as liabilities subordinated to claims of general creditors	5047	20.d.
21. Net assets of subsidiaries engaged in insurance or reinsurance underwriting pursuant to Section 4(k)(4)(B) of the Bank Holding Company Act as amended by the Gramm-Leach-Bliley Act (12 U.S.C. § 1843(k)(4)(B)) ¹	C253	21.

1. A savings and loan holding company that wishes to engage in financial holding company activities must have an effective election to be treated as a financial holding company or conducts activities under section 10(c)(2)(H)(i) of the HOLA (12 U.S.C. 1467a(c)(2)(H)(i)).

Schedule HC-M—Continued

Memoranda item 22 is to be completed by holding companies with total assets of \$30 billion or more.

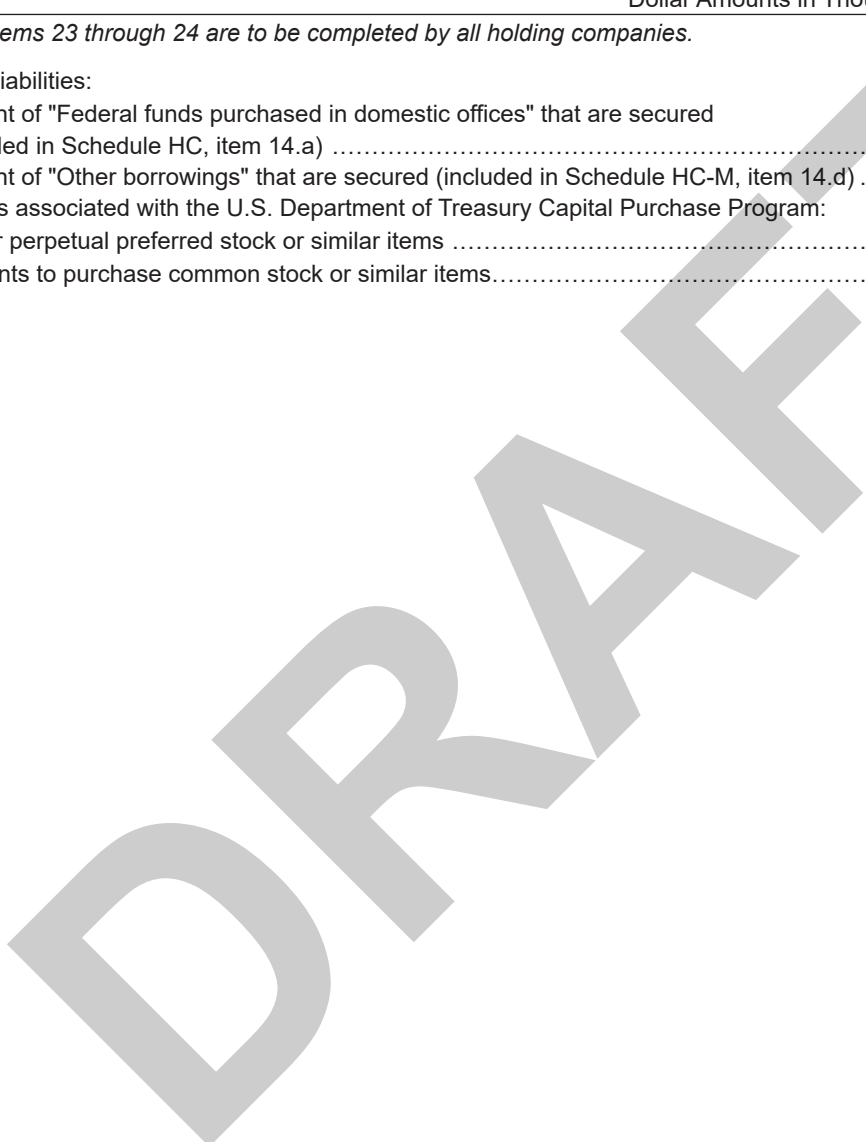
22. Address (URL) for the reporting holding company's web page that displays risk disclosures, including those about credit and market risk. (Example: www.examplebhc.com/riskdisclosures)

TEXT
C497

http:// _____

22.

		Dollar Amounts in Thousands	BHCK	Amount	
<i>Memoranda items 23 through 24 are to be completed by all holding companies.</i>					
23. Secured liabilities:					
a. Amount of "Federal funds purchased in domestic offices" that are secured (included in Schedule HC, item 14.a)			F064		23.a.
b. Amount of "Other borrowings" that are secured (included in Schedule HC-M, item 14.d)			F065		23.b.
24. Issuances associated with the U.S. Department of Treasury Capital Purchase Program:					
a. Senior perpetual preferred stock or similar items			G234		24.a.
b. Warrants to purchase common stock or similar items.....			G235		24.b.



C.I. _____

Schedule HC-N—Past Due and Nonaccrual Loans, Leases, and Other Assets

Amounts reported by loan and lease category in Schedule HC-N, items 1 through 8, above include guaranteed and unguaranteed portions of past due and nonaccrual loans and leases. Report in items 11 and 12 below certain guaranteed loans and leases that have already been included in the amounts reported in items 1 through 8.

Dollar Amounts in Thousands	(Column A) Past due 30 through 89 days and still accruing		(Column B) Past due 90 days or more and still accruing		(Column C) Nonaccrual		
	BHCK	Amount	BHCK	Amount	BHCK	Amount	
1. Loans secured by real estate:							
a. Construction, land development, and other land loans in domestic offices:							
(1) 1–4 family residential construction loans.....	F172		F174		F176		1.a.(1)
(2) Other construction loans and all land development and other land loans...	F173		F175		F177		1.a.(2)
b. Secured by farmland in domestic offices..	3493		3494		3495		1.b.
c. Secured by 1–4 family residential properties in domestic offices:							
(1) Revolving, open-end loans secured by 1–4 family residential properties and extended under lines of credit..	5398		5399		5400		1.c.(1)
(2) Closed-end loans secured by 1–4 family residential properties:							
(a) Secured by first liens	C236		C237		C229		1.c.(2)(a)
(b) Secured by junior liens.....	C238		C239		C230		1.c.(2)(b)
d. Secured by multifamily (5 or more) residential properties in domestic offices..	3499		3500		3501		1.d.
e. Secured by nonfarm nonresidential properties in domestic offices:							
(1) Loans secured by owner-occupied nonfarm non-residential properties..	F178		F180		F182		1.e.(1)
(2) Loans secured by other nonfarm nonresidential properties.....	F179		F181		F183		1.e.(2)
f. In foreign offices.....	B572		B573		B574		1.f.
2. Loans to depository institutions and acceptances of other banks:							
a. U.S. banks and other U.S. depository institutions	5377		5378		5379		2.a.
b. Foreign banks	5380		5381		5382		2.b.
3. Loans to finance agricultural production and other loans to farmers.....	1594		1597		1583		3.
4. Commercial and industrial loans	1606		1607		1608		4.
5. Loans to individuals for household, family, and other personal expenditures:							
a. Credit cards	B575		B576		B577		5.a.
b. Automobile loans.....	K213		K214		K215		5.b.
c. Other consumer loans (includes single payment, installment, all student loans, and revolving credit plans other than credit cards)	K216		K217		K218		5.c.
6. Loans to foreign governments and official institutions	5389		5390		5391		6.
7. All other loans.....	5459		5460		5461		7.

Schedule HC-N—Continued

	(Column A) Past due 30 through 89 days and still accruing		(Column B) Past due 90 days or more and still accruing		(Column C) Nonaccrual		
	BHCK	Amount	BHCK	Amount	BHCK	Amount	
<p>12. Portion of covered loans and leases reported in item 9 above that are protected by loss-sharing agreements with the FDIC.</p>							
<p><i>Holdings with \$5 billion or more in total assets from 8.c columns A, B and C and should leave data items 8.a and 8.b columns A, B and C blank.¹</i></p>							
8. Lease financing receivables:							
a. Leases to individuals for household, family, and other personal expenditures ...	F166		F167		F168		8.a.
b. All other leases	F169		F170		F171		8.b.
c. Lease finance receivables	KX63		KX64		KX65		8.c.
9. Total loans and leases (sum of items 1 through 8.b) ²	1406		1407		1403		9.
10. Debt securities and other assets (exclude other real estate owned and other repossessed assets)	3505		3506		3507		10.
11. Loans and leases reported in items 1 through 8 above which are wholly or partially guaranteed by the U.S. Government (excluding loans and leases covered by loss-sharing agreements with the FDIC) ...	K036		K037		K038		11.
a. Guaranteed portion of loans and leases (exclude rebooked "GNMA loans") included in item 11 above	K039		K040		K041		11.a.
b. Rebooked "GNMA loans" that have been repurchased or are eligible for repurchase included in item 11 above ..	K042		K043		K044		11.b.
12. Loans and leases in items 1 through 8 above which are covered by loss sharing agreements with the FDIC (items 12(a)(1) (a) through 12(f) are to be reported by holding companies with \$5 billion or more in total assets):⁴							
a. Loans secured by real estate in domestic offices:							
(1) Construction, land development, and other land loans:							
(a) 1-4 family residential construction loans	K102		K103		K104		12.a.(1)(a)
(b) Other construction loans and all land development and other land loans	BHDM		BHDM		BHDM		
(2) Secured by farmland	K045		K046		K047		
	K048		K049		K050		12.a.(1)(b)
	K051		K052		K053		12.a.(2)

1. Asset-size test is based on the total assets reported as of prior year June 30 report date.
2. For holding companies with less than \$5 billion in total assets, Total loans and leases (sum of items 1 through 7 plus 8c.)

Schedule HC-N—Continued

Dollar Amounts in Thousands	(Column A) Past due 30 through 89 days and still accruing		(Column B) Past due 90 days or more and still accruing		(Column C) Nonaccrual		
	BHDM	Amount	BHDM	Amount	BHDM	Amount	
12. Loans and leases in items 1 through 8 above which are covered by loss-sharing agreements with the FDIC (items 12(a)(1)(a) through 12(f) are to be reported by holding companies with \$5 billion or more in total assets) (continued):							
(3) Secured by 1–4 family residential properties:							
(a) Revolving, open-end loans secured by 1–4 family residential properties and extended under lines of credit	K054		K055		K056		12.a.(3)(a)
(b) Closed-end loans secured by 1–4 family residential properties:							
(1) Secured by first liens	K057		K058		K059		12.a.(3)(b)(1)
(2) Secured by junior liens	K060		K061		K062		12.a.(3)(b)(2)
(4) Secured by multifamily (5 or more) residential properties	K063		K064		K065		12.a.(4)
(5) Secured by nonfarm nonresidential properties:							
(a) Loans secured by owner-occupied nonfarm nonresidential properties	K066		K067		K068		12.a.(5)(a)
(b) Loans secured by other non farm nonresidential properties	K069		K070		K071		12.a.(5)(b)
b. d. Not applicable.	BHCK		BHCK		BHCK		
e. All other loans and leases	K087		K088		K089		12.e.
f. Portion of covered loans and leases included in items 12.a through 12.e above that is protected by FDIC loss-sharing agreements	K102		K103		K104		12.f.

Memoranda

Dollar Amounts in Thousands	BHDM	Amount	BHDM	Amount	BHDM	Amount	
<i>Memoranda items 1.a.(1) through 1.d.(2) and 1.e.(3) through 1.f.(3)(c) are to be completed semi-annually in June and December by holding companies with less than \$5 billion in total assets.¹</i>							
1. Loans restructured in troubled debt restructurings included in Schedule HC-N, items 1 through 7, above (and not reported in Schedule HC-C, Memorandum item 1):							
a. Construction, land development, and other land loans in domestic offices:							
(1) 1–4 family residential construction loans	K105		K106		K107		M.1.a.(1)
(2) Other construction loans and all land development and other land loans ...	K108		K109		K110		M.1.a.(2)

1. Asset-size test is based on the total assets reported as of prior year June 30 report date.

Schedule HC-N—Continued

Memoranda—Continued

Dollar Amounts in Thousands	(Column A) Past due 30 through 89 days and still accruing		(Column B) Past due 90 days or more and still accruing		(Column C) Nonaccrual		
	BHCK	Amount	BHCK	Amount	BHCK	Amount	
1. b. Loans secured by 1–4 family residential properties in domestic offices	BHCK		BHCK		BHCK		M.1.b.
	F661		F662		F663		
c. Secured by multifamily (5 or more) residential properties in domestic offices	BHDM		BHDM		BHDM		M.1.c.
	K111		K112		K113		
d. Secured by nonfarm nonresidential properties in domestic offices:							
(1) Loans secured by owner-occupied nonfarm nonresidential properties ...	K114		K115		K116		M.1.d.(1)
(2) Loans secured by other nonfarm nonresidential properties	K117		K118		K119		M.1.d.(2)
<i>Holding companies with less than \$5 billion in total assets are to report data item 1.e.(3) columns A, B and C and should leave Memoranda items 1.e.(1) and 1.e.(2) columns A, B and C blank.¹</i>							
1. e. Commercial and industrial loans:	BHCK		BHCK		BHCK		
(1) To U.S. addressees (domicile).....	K120		K121		K122		M.1.e.(1)
(2) To non-U.S. addressees (domicile)...	K123		K124		K125		M.1.e.(2)
(3) To U.S. addressees (domicile) and non-U.S. addresses (domicile)	KX66		KX67		KX68		M.1.e.(3)
f. All other loans (<i>include</i> loans to individuals for household, family, and other personal expenditures).....	K126		K127		K128		M.1.f.
<i>Itemize and describe loan categories included in item 1.f, above that exceed 10 percent of total loans restructured in troubled debt restructurings that are past due 30 days or more or in non-accrual status (sum of Memorandum items 1.a through 1.f, columns A through C):</i>							
(1) Loans secured by farmland in domestic offices.....	BHDM		BHDM		BHDM		M.1.f.(1)
	K130		K131		K132		
(2) Loans to finance agricultural production and other loans to farmers ..	BHCK		BHCK		BHCK		M.1.f.(2)
	K138		K139		K140		
(3) Loans to individuals for household, family, and other personal expenditures:							
(a) Credit cards	K274		K275		K276		M.1.f.(3)(a)
(b) Automobile loan	K277		K278		K279		M.1.f.(3)(b)
(c) Other consumer loans (includes single payment, installment, all student loans, and revolving credit plans other than credit cards	K280		K281		K282		M.1.f.(3)(c)

1. Asset-size test is based on the total assets reported as of prior year June 30 report date.

Schedule HC-N—Continued

Memoranda—Continued

Dollar Amounts in Thousands	(Column A) Past due 30 through 89 days and still accruing		(Column B) Past due 90 days or more and still accruing		(Column C) Nonaccrual		
	BHCK	Amount	BHCK	Amount	BHCK	Amount	
1. g. Total loans restructured in troubled debt restructuring included in Schedule HC-N items 1 through 7, above (sum of Memorandum items 1.a.(1) through item 1.f) ¹ ..	HK26		HK27		HK28		M.1.g.
2. Loans to finance commercial real estate, construction, and land development activities (not secured by real estate) included in Schedule HC-N, items 4 and 7 above	6558		6559		6560		M.2.
3. Loans and leases included in Schedule HC-N, items 1, 2, 4, 5, 6, 7, and 8 extended to non-U.S. addressees.....	3508		1912		1913		M.3.
4. Not applicable.							
5. Loans and leases held-for-sale (included in Schedule HC-N, items 1 through 8 above)..	C240		C241		C226		M.5.

Dollar Amounts in Thousands	(Column A) Past due 30 through 89 days		(Column B) Past due 90 days or more		
	BHCK	Amount	BHCK	Amount	
<i>Item 6 is to be reported only by holding companies with total consolidated assets² of \$5 billion or more, or with \$2 billion or more in par/notional amounts of off-balance-sheet derivative contracts (as reported in Schedule HC-L, items 11.a through 11.e).</i>					
6. Derivative contracts: Fair value of amounts carried as assets	3529		3530		M.6.

Dollar Amounts in Thousands	BHCK	Amount	
<i>Memorandum items 7, 8, 9.a, and 9.b are to be completed semiannually in the June and December reports only.</i>			
7. Additions to nonaccrual assets during the previous six months	C410		M.7.
8. Nonaccrual assets sold during the previous six months	C411		M.8.

Dollar Amounts in Thousands	(Column A) Past due 30 through 89 days and still accruing		(Column B) Past due 90 days or more and still accruing		(Column C) Nonaccrual		
	BHCK	Amount	BHCK	Amount	BHCK	Amount	
9. Purchased credit-impaired loans accounted for in accordance with FASB ASC 310-30 (former AICPA Statement of Position 03-3): ³							
a. Outstanding balance	L183		L184		L185		M.9.a.
b. Amount included in Schedule HC-N, items 1 through 7, above	L186		L187		L188		M.9.b.

1. Exclude amounts reported in Memorandum items 1.f.(1) through 1.f.(3) when calculating the total in Memorandum item 1.g.
2. Asset-size test is based on the total assets reported as of prior year June 30 report date.
3. Memorandum items 9.a and 9.b should be completed only by holding companies that have not yet adopted ASU 2016-13.

Schedule HC-P—1–4 Family Residential Mortgage Banking Activities in Domestic Offices

Schedule HC-P is to be completed by holding companies with \$5 billion or more in total assets^{1,2} at which either 1–4 family residential mortgage loan originations and purchases for resale¹ from all sources, loan sales, or quarter-end loans held for sale or trading in domestic offices that exceed \$10 million for two consecutive quarters.

	Dollar Amounts in Thousands		
	BHCK	Amount	
1. Retail originations during the quarter of 1–4 family residential mortgage loans for sale: ¹	HT81		1.
2. Wholesale originations and purchases during the quarter of 1–4 family residential mortgage loans for sale: ¹	HT82		2.
3. 1–4 family residential mortgages sold during the quarter.....	FT04		3.
4. 1–4 family residential mortgages held for sale or trading at quarter-end (included in Schedule HC, items 4.a and 5).....	FT05		4.
5. Noninterest income for the quarter from the sale, securitization, and servicing of 1–4 family residential mortgage loans (included in Schedule HI, items 5.c, 5.f, 5.g, and 5.i).....	HT85		5.
6. Repurchases and indemnifications of 1–4 family residential mortgage loans during the quarter.....	HT86		6.
7. Representation and warranty reserves for 1–4 family residential mortgage loans sold:			
a. For representations and warranties made to U.S. government agencies and government-sponsored agencies ³	L191		7.a.
b. For representations and warranties made to other parties ³	L192		7.b.
c. Total representation and warranty reserves (sum of items 7.a and 7.b).....	M288		7.c.

1. Exclude originations and purchases of 1–4 family residential mortgage loans that are held for investment.

2. Asset-size test is based on the total assets reported as of prior year June 30 report date.

3. Amounts reported in items 7.a and 7.b will not be made available to the public on an individual institution basis.

DRAFT

Schedule HC-Q—Assets and Liabilities Measured at Fair Value on a Recurring Basis

Schedule HC-Q is to be completed by all holding companies with \$5 billion or more in total assets² that :

- (1) Have elected to report financial instruments or servicing assets and liabilities at fair value under a fair value option with changes in fair value recognized in earnings, or
- (2) Are required to complete Schedule HC-D, Trading Assets and Liabilities.

Dollar Amounts in Thousands	(Column A) Total Fair Value Reported on Schedule HC		(Column B) LESS: Amounts Netted in the Determination of Total Fair Value		(Column C) Level 1 Fair Value Measurements		(Column D) Level 2 Fair Value Measurements		(Column E) Level 3 Fair Value Measurements		
	BHCY	Amount	BHCK	Amount	BHCK	Amount	BHCK	Amount	BHCK	Amount	
Assets											
1. Available-for-sale debt and equity securities with readily determinable fair values not held for trading ¹	JA36		G474		G475		G476		G477		1.
2. Federal funds sold and securities purchased under agreements to resell	BHCK										
	G478		G479		G480		G481		G482		2.
3. Loans and leases held for sale	G483		G484		G485		G486		G487		3.
4. Loans and leases held for investment	G488		G489		G490		G491		G492		4.
5. Trading assets:	BHCT										
a. Derivative assets	3543		G493		G494		G495		G496		5.a.
	BHCK										
b. Other trading assets	G497		G498		G499		G500		G501		5.b.
(1) Nontrading securities at fair value with changes in fair value reported in current earnings (included in Schedule HC-Q, item 5.b, above)	F240		F684		F692		F241		F242		5.b.(1)
6. All other assets	G391		G392		G395		G396		G804		6.
7. Total assets measured at fair value on a recurring basis.....	G502		G503		G504		G505		G506		7.
Liabilities											
8. Deposits	F252		F686		F694		F253		F254		8.
9. Federal funds purchased and securities sold under agreements to repurchase	G507		G508		G509		G510		G511		9.
10. Trading liabilities:	BHCT										
a. Derivative liabilities.....	3547		G512		G513		G514		G515		10.a.
	BHCK										
b. Other trading liabilities.....	G516		G517		G518		G519		G520		10.b.

1. The amount reported in item 1, column A, must equal the sum of Schedule HC, item 2.b and 2.c.

2. Asset-size test is based on the total assets reported as of prior year June 30 report date.

Schedule HC-Q—Continued

Dollar Amounts in Thousands	(Column A) Total Fair Value Reported on Schedule HC		(Column B) LESS: Amounts Netted in the Determination of Total Fair Value		(Column C) Level 1 Fair Value Measurements		(Column D) Level 2 Fair Value Measurements		(Column E) Level 3 Fair Value Measurements		
	BHCK	Amount	BHCK	Amount	BHCK	Amount	BHCK	Amount	BHCK	Amount	
Liabilities (continued)											
11. Other borrowed money	G521		G522		G523		G524		G525		11.
12. Subordinated notes and debentures	G526		G527		G528		G529		G530		12.
13. All other liabilities.....	G805		G806		G807		G808		G809		13.
14. Total liabilities measured at fair value on a recurring basis.....	G531		G532		G533		G534		G535		14.

Memoranda

Dollar Amounts in Thousands	BHCK	Amount	BHCK	Amount	BHCK	Amount	BHCK	Amount	BHCK	Amount	
1. All other assets (itemize and describe amounts included in Schedule HC-Q, item 6 that are greater than \$100,000 and exceed 25 percent of item 6):											
a. Mortgage servicing assets.....	G536		G537		G538		G539		G540		M.1.a.
b. Nontrading derivative assets.....	G541		G542		G543		G544		G545		M.1.b.
c. <small>BHTX G546</small>	G546		G547		G548		G549		G550		M.1.c.
d. <small>BHTX G551</small>	G551		G552		G553		G554		G555		M.1.d.
e. <small>BHTX G556</small>	G556		G557		G558		G559		G560		M.1.e.
f. <small>BHTX G561</small>	G561		G562		G563		G564		G565		M.1.f.
2. All other liabilities (itemize and describe amounts included in Schedule HC-Q, item 13 that are greater than \$100,000 and exceed 25 percent of item 13):											
a. Loan commitments (not accounted for as derivatives).....	F261		F689		F697		F262		F263		M.2.a.
b. Nontrading derivative liabilities	G566		G567		G568		G569		G570		M.2.b.
c. <small>BHTX G571</small>	G571		G572		G573		G574		G575		M.2.c.
d. <small>BHTX G576</small>	G576		G577		G578		G579		G580		M.2.d.
e. <small>BHTX G581</small>	G581		G582		G583		G584		G585		M.2.e.
f. <small>BHTX G586</small>	G586		G587		G588		G589		G590		M.2.f.

Schedule HC-Q—Continued

Memoranda

Dollar Amounts in Thousands	BHCK	Amount	
<i>Memorandum items 3 and 4 are to be completed by holding companies that have elected to measure loans included in Schedule HC-C, items 1 through 9, at fair value under a fair value option.</i>			
3. Loans measured at fair value:			
a. Loans secured by real estate:			
(1) Secured by 1–4 family residential properties	HT87		M.3.a.(1)
(2) All other loans secured by real estate	HT88		M.3.a.(2)
b. Commercial and industrial loans	F585		M.3.b.
c. Loans to individuals for household, family, and other personal expenditures (i.e., consumer loans) (includes purchased paper).....	HT89		M.3.c.
d. Other loans	F589		M.3.d.
4. Unpaid principal balances of loans measured at fair value (reported in memorandum item 3):			
a. Loans secured by real estate:			
(1) Secured by 1–4 family residential properties	HT91		M.4.a.(1)
(2) All other loans secured by real estate	HT92		M.4.a.(2)
b. Commercial and industrial loans	F597		M.4.b.
c. Loans to individuals for household, family, and other personal expenditures (i.e., consumer loans) (includes purchased paper)	HT93		M.4.c.
d. Other loans	F601		M.4.d.

DRAFT

C.I. _____

Schedule HC-R—Regulatory Capital

Part I. Regulatory Capital Components and Ratios

Dollar Amounts in Thousands

	BHCA	Amount	
Common Equity Tier 1 Capital			
1. Common stock plus related surplus, net of treasury stock and unearned employee stock ownership plan (ESOP) shares	P742		1.
2. Retained earnings ¹	KW00		2.
a. To be completed only by institutions that have adopted ASU 2016-13: Does your institution have a CECL transition election in effect as of the quarter-end report date? (enter "0" for No; enter "1" for Yes with a 3-year CECL transition election; enter "2" for Yes with a 5-year 2020 CECL transition election.)			
	BHCA		2.a.
	JJ29		
3. Accumulated other comprehensive income (AOCI)			
	BHCA	Amount	3.
	B530		
a. AOCI opt-out election (enter "1" for Yes; enter "0" for No.) (Advanced approaches institutions must enter "0" for No.)			
	0=No	BHCA	3.a.
	1=Yes	P838	
4. Common equity tier 1 minority interest includable in common equity tier 1 capital			
	BHCA	Amount	4.
	P839		
5. Common equity tier 1 capital before adjustments and deductions (sum of items 1 through 4)			
	P840		5.
Common Equity Tier 1 Capital: Adjustments and Deductions			
6. LESS: Goodwill net of associated deferred tax liabilities (DTLs)			
	P841		6.
7. LESS: Intangible assets (other than goodwill and mortgage servicing assets (MSAs)), net of associated DTLs			
	P842		7.
8. LESS: Deferred tax assets (DTAs) that arise from net operating loss and tax credit carryforwards, net of any related valuation allowances and net of DTLs			
	P843		8.
9. AOCI-related adjustments (if entered "1" for Yes in item 3.a, complete only items 9.a through 9.e; if entered "0" for No in item 3.a, complete only item 9.f):			
a. LESS: Net unrealized gains (losses) on available-for-sale debt securities (if a gain, report as a positive value; if a loss, report as a negative value)			
	P844		9.a.
b. Not applicable.			
c. LESS: Accumulated net gains (losses) on cash flow hedges (if a gain, report as a positive value; if a loss, report as a negative value)			
	P846		9.c.
d. LESS: Amounts recorded in AOCI attributed to defined benefit postretirement plans resulting from the initial and subsequent application of the relevant GAAP standards that pertain to such plans (if a gain, report as a positive value; if a loss, report as a negative value)			
	P847		9.d.
e. LESS: Net unrealized gains (losses) on held-to-maturity securities that are included in AOCI (if a gain, report as a positive value; if a loss, report as a negative value)			
	P848		9.e.
f. To be completed only by holding companies that entered "0" for No in item 3.a: LESS: Accumulated net gain (loss) on cash flow hedges included in AOCI, net of applicable income taxes, that relate to the hedging of items that are not recognized at fair value on the balance sheet (if a gain, report as a positive value; if a loss, report as a negative value)			
	P849		9.f.

1. Holding companies that have adopted ASU 2016-13 and have elected to apply the **3-year or the 5-year 2020 CECL** transition provision should include the applicable portion of the CECL transitional amount **or the modified CECL transitional amount, respectively**, in this item.

Schedule HC-R—Continued

Part I—Continued

		Dollar Amounts in Thousands		BHCA	Amount	
10.	Other deductions from (additions to) common equity tier 1 capital before threshold-based deductions:					
a.	LESS: Unrealized net gain (loss) related to changes in the fair value of liabilities that are due to changes in own credit risk (if a gain, report as a positive value; if a loss, report as a negative value).....			Q258		10.a.
b.	LESS: All other deductions from (additions to) common equity tier 1 capital before threshold-based deductions			P850		10.b.

		Dollar Amounts in Thousands				
		(Column A) Non-advanced Approaches Holding Companies ¹		(Column B) Advanced Approaches Holding Companies ¹		
		BHCA	Amount	BHCW	Amount	
11.	LESS: Non-significant investments in the capital of unconsolidated financial institutions in the form of common stock that exceed the 10 percent threshold for non-significant investments			P851		11.
12.	Subtotal (for column A, item 5 minus items 6 through 10.b; for column B, item 5 minus items 6 through 11).....	P852		P852		12.
13.	a. LESS: Investments in the capital of unconsolidated financial institutions, net of associated DTLs, that exceed 25 percent of item 12	LB58				13.a.
b.	LESS: Significant investments in the capital of unconsolidated financial institutions in the form of common stock, net of associated DTLs, that exceed the 10 percent common equity tier 1 capital deduction threshold ..			P853		13.b.
14.	a. LESS: MSAs, net of associated DTLs, that exceed 25 percent of item 12	LB59				14.a.
b.	LESS: MSAs, net of associated DTLs, that exceed the 10 percent common equity tier 1 capital deduction threshold			P854		14.b.
15.	a. LESS: DTAs arising from temporary differences that could not be realized through net operating loss carrybacks, net of related valuation allowances and net of DTLs, that exceed 25 percent of item 12	LB60				15.a.
b.	LESS: DTAs arising from temporary differences that could not be realized through net operating loss carrybacks, net of related valuation allowances and net of DTLs, that exceed the 10 percent common equity tier 1 capital deduction threshold			P855		15.b.
16.	LESS: Amount of significant investments in the capital of unconsolidated financial institutions in the form of common stock, net of associated DTLs; MSAs, net of associated DTLs; and DTAs arising from temporary differences that could not be realized through net operating loss carrybacks, net of related valuation allowances and net of DTLs; that exceeds the 15 percent common equity tier 1 capital deduction threshold			P856		16.
17.	LESS: Deductions applied to common equity tier 1 capital due to insufficient amounts of additional tier 1 capital and tier 2 capital ² to cover deductions	P857		P857		17.
18.	Total adjustments and deductions for common equity tier 1 capital ³	P858		P858		18.
19.	Common equity tier 1 capital (item 12 minus item 18).....	P859		P859		19.

1. All non-advanced approaches holding companies should complete column A for items 11-19; all advanced approaches holding companies should complete column B for items 11-19.
2. A holding company that has a CBLR framework election in effect as of the quarter-end report date is neither required to calculate tier 2 capital nor make any deductions that would have been taken from tier 2 capital as of the report date.
3. All non-advanced approaches holding companies should report in item 18, column A, the sum of items 13.a, 14.a, 15.a, and 17, column A; all advanced approaches holding companies should report in item 18, column B, the sum of items 13.b, 14.b, 15.b, 16, and 17, column B.

Schedule HC-R—Continued

Part I—Continued

	Dollar Amounts in Thousands	BHCA	Amount	
Additional Tier 1 Capital				
20. Additional tier 1 capital instruments plus related surplus		P860		20.
21. Non-qualifying capital instruments subject to phase out from additional tier 1 capital		P861		21.
22. Tier 1 minority interest not included in common equity tier 1 capital		P862		22.
23. Additional tier 1 capital before deductions (sum of items 20, 21, and 22)		P863		23.
24. LESS: Additional tier 1 capital deductions		P864		24.
25. Additional tier 1 capital (greater of item 23 minus item 24, or zero)		P865		25.
Tier 1 Capital				
26. Tier 1 capital ¹		8274		26.
Total Assets for the Leverage Ratio				
27. Average total consolidated assets ²		KW03		27.
28. LESS: Deductions from common equity tier 1 capital and additional tier 1 capital ³		P875		28.
29. LESS: Other deductions from (additions to) assets for leverage ratio purposes		B596		29.
30. Total assets for the leverage ratio (item 27 minus items 28 and 29)		A224		30.
Leverage Ratio*				
31. Leverage ratio (item 26 divided by item 30)		7204		31.
a. Does your holding company have a community bank leverage ratio (CBLR) framework election in effect as of the quarter-end report date? (enter "1" for Yes; enter "0" for No)				
		0=No	BHCA	
		1=Yes	LE74	31.a.
If your holding company entered "1" for Yes in item 31.a:				
• Complete items 32 through 36				
• Do <u>not</u> complete items 37 through 53				
• Do <u>not</u> complete Part II of Schedule HC-R.				
If your holding company entered "0" for No in item 31.a:				
• Skip (do not complete) items 32 through 36,				
• Complete items 37 through 53 as applicable, and				
• Complete Part II of Schedule HC-R.				
<i>Item 31.b is to be completed only by non-advanced approaches holding companies that elect to use the Standardized Approach for Counterparty Credit Risk (SA-CCR) for purposes of the standardized approach and supplementary leverage ratio.</i>				
b. Standardized Approach for Counterparty Credit Risk opt-in election (enter "1" for Yes; leave blank for No)				
		1=Yes	NC99	31.b.

* Report each ratio and buffer as a percentage, rounded to four decimal places, e.g., 12.3456.

- All non-advanced approaches holding companies should report the sum of item 19, column A, and item 25 in item 26; all advanced approaches institutions should report the sum of item 19, column B, and item 25 in item 26.
- Holding companies that have adopted ASU 2016-13 and have elected to apply the 3-year or the 5-year 2020 CECL transition provision should include the applicable portion of the CECL transitional amount or the modified CECL transitional amount, respectively, in item 27.
- All non-advanced approaches holding companies should report in item 28 the sum of items 6, 7, 8, 10.b, 13.a, 14.a, 15.a, 17 (column A), and certain elements of item 24 - see instructions; all advanced approaches holding companies should report in item 28, the sum of items 6, 7, 8, 10.b, 11, 13.b, 14.b, 15.b, 16, 17 (column B), and certain elements of item 24 - see instructions.

Schedule HC-R—Continued

Part I—Continued

Qualifying Criteria and Other Information for CBLR holding company*

Dollar Amounts in Thousands	(Column A)		(Column B)		
	BHCA	Amount	BHCA	Percentage	
32. Total assets (Schedule HC, item 12); (must be less than \$10 billion).....	2170				32.
33. Trading assets and trading liabilities (Schedule HC, sum of items 5 and 15). Report as a dollar amount in column A and as a percentage of total assets (5% limit) in column B.....	KX77		KX78		33.
34. Off-balance sheet exposures:					
a. Unused portion of conditionally cancellable commitments.....	KX79				34.a.
b. Securities lent and borrowed (Schedule HC-L, sum of items 6.a and 6.b).....	KX80				34.b.
c. Other off-balance sheet exposures.....	KX81				34.c.
d. Total off-balance sheet exposures (sum of items 34.a through 34.c). Report as a dollar amount in column A and as a percentage of total assets (25% limit) in column B.....	KX82		KX83		34.d.
	Dollar Amounts in Thousands		BHCA	Amount	
35. Unconditionally cancellable commitments.....			S540		35.
36. Investments in the tier 2 capital of unconsolidated financial institutions.....			LB61		36.

If your holding company entered "0" for No in item 31.a, complete items 37 through 53, as applicable, and Part II of Schedule HC-R. If your holding company entered "1" for Yes in item 31.a, do not complete items 37 through 53 or Part II of Schedule HC-R.

Dollar Amounts in Thousands	BHCA	Amount	
Tier 2 Capital¹			
37. Tier 2 capital instruments plus related surplus.....	P866		37.
38. Non-qualifying capital instruments subject to phase out from tier 2 capital.....	P867		38.
39. Total capital minority interest that is not included in tier 1 capital.....	P868		39.
40. a. Allowance for loan and lease losses includable in tier 2 capital ^{2, 3}	5310		40.a.
b. (Advanced approaches holding companies that exit parallel run only): Eligible credit reserves includable in tier 2 capital.....	BHCW		
	5310		40.b.
41. Not applicable.	BHCA		
42. a. Tier 2 capital before deductions (sum of items 37 through 40.a).....	P870		42.a.
b. (Advanced approaches holding companies that exit parallel run only): Tier 2 capital before deductions (sum of items 37 through 39, plus item 40.b).....	BHCW		
	P870		42.b.

* Report each ratio and buffer as a percentage, rounded to four decimal places, e.g., 12.3456.

1. A holding company that has a CBLR election in effect as of the quarter-end report date is neither required to calculate tier 2 capital nor make any deductions that would have been taken from tier 2 capital as of the report date.

2. Holding companies that have adopted ASU 2016-13 should report in item 40.a the adjusted allowances for credit losses (AACL), as defined in the regulatory capital rule includable in tier 2 capital in item 40.a.

3. Holding companies that have adopted ASU 2016-13 and have elected to apply the 3-year or the 5-year 2020 CECL transition provision should subtract the applicable portion of the AACL transitional amount or the modified AACL transitional amount, respectively, from the AACL, as defined in the regulatory capital rule, before determining the amount of AACL includable in tier 2 capital. See instructions for further detail on the CECL transition provisions.

Schedule HC-R—Continued

Part I—Continued

	Dollar Amounts in Thousands		BHCA	Amount	
43. LESS: Tier 2 capital deductions			P872		43.
44. a. Tier 2 capital (greater of item 42.a minus item 43 , or zero)			5311		44.a.
b. (Advanced approaches holding companies that exit parallel run only): Tier 2 capital (greater of item 42.b minus item 43, or zero)			BHCW		44.b.
			5311		
Total Capital					
45. a. Total capital (sum of items 26 and 44.a)			BHCA		45.a.
b. (Advanced approaches holding companies that exit parallel run only): Total capital (sum of items 26 and 44.b)			3792		45.a.
			BHCW		45.b.
			3792		45.b.
Total Risk-Weighted Assets					
46. a. Total risk-weighted assets (from Schedule HC-R, Part II item 31)			A223		46.a.
b. (Advanced approaches holding companies that exit parallel run only): Total risk-weighted assets using advanced approaches rule (from FFIEC 101 Schedule A, item 60)			BHCW		46.b.
			A223		46.b.

	Column A		Column B		
	BHCA	Percentage	BHCW	Percentage	
Risk-Based Capital Ratios*					
47. Common equity tier 1 capital ratio (Column A: item 19, column A or B, as applicable , divided by item 46.a) (Advanced approaches holding companies that exit parallel run only: Column B, item 19, column B , divided by item 46.b)	P793		P793		47.
48. Tier 1 capital ratio (Column A: item 26 divided by item 46.a) (Advanced approaches holding companies that exit parallel run only: Column B: item 26 divided by item 46.b)	7206		7206		48.
49. Total capital ratio (Column A: item 45.a divided by item 46.a) (Advanced approaches holding companies that exit parallel run only: Column B: item 45.b divided by item 46.b)	7205		7205		49.

	BHCA	Percentage	
Capital Buffer* for Holding Companies not Subject to the Capital Plan Rule (items 50-52)			
50. Capital conservation buffer	H311		50.

	Dollar Amounts in Thousands		BHCA	Amount	
Holding companies must complete items 51 and 52 if the amount in item 50 is less than or equal to the applicable:					
51. Eligible retained income ¹			H313		51.
52. Distributions and discretionary bonus payments during the quarter ²			H314		52.

	BHCA	Percentage	
Supplementary Leverage Ratio*			
53. Advanced approaches holding companies and holding companies subject to category III capital standards only: Supplementary leverage ratio (From FFIEC 101 Schedule A, Table 2, item 2.22)	H036		53.

	Dollar Amounts in Thousands		BHCA	Amount	
Long-Term Debt and Total Loss Absorbing Capacity					
Note: only the top-tier BHCs of U.S. GSIBs and the IHCs of foreign GSIBs must complete items 54 to 59.					
54. Outstanding eligible long-term debt			LF21		54.
55. Total loss absorbing capacity			LF22		55.

* Report each ratio and buffer as a percentage, rounded to four decimal places, e.g., 12.3456.

1. Holding companies not subject to the capital plan rule must complete item 51 only if the amount reported in item 50 above is less than or equal to 2.5000 percent.
2. Holding companies not subject to the capital plan rule must complete item 52 only if the amount reported in item 50 above for the previous calendar quarter-end report date was less than or equal to 2.5000 percent.

Schedule HC-R—Continued

Part I—Continued

	(Column A)		(Column B)		
	BHCA	Percentage	BHCW	Percentage	
Long-Term Debt and Total Loss Absorbing Capacity Ratios*					
56. LTD and TLAC total risk-weighted assets ratios (Column A: item 54 divided by item 46.a Column B: item 55 divided by item 46.a)	LF23		LF23		56.
57. Top-tier BHCs of U.S. GSIBs only: LTD and TLAC total risk-weighted assets ratios using advanced approaches rule (Column A: item 54 divided by item 46.b) (Column B: item 55 divided by item 46.b)	MK66		MK66		57.
58. IHCs of foreign GSIBs only: LTD and TLAC leverage ratios (Column A: item 54 divided by item 30) (Column B: item 55 divided by item 30)	LF24		LF24		58.
59. Holding companies subject to Category I, II, or III standards: LTD and TLAC supplementary leverage ratios (Column A: item 54 divided by FFIEC 101 Schedule A, Table 2, item 2.21) (Column B: item 55 divided by FFIEC 101 Schedule A, Table 2, item 2.21)	LF25		LF25		59.
	(Column A) Standardized Approach		(Column B) Advanced Approaches		
	BHCA	Percentage	BHCW	Percentage	
Risk-Based Capital Buffer for holding companies subject to the Board's capital plan rule only:					
60. Capital conservation buffer requirement (sum of items 60.a through 60.c)					
a. of which: Stress capital buffer or 2.500% (for advanced approaches)	LE85		LE85		60.a.
b. of which: GSIB surcharge (if applicable)	LE86		LE86		60.b.
c. of which: Countercyclical capital buffer amount (if applicable)	LE87		LE87		60.c.
61. Capital conservation buffer	MK76		H311		61.
	BHCA	Percentage			
TLAC Buffers*					
Note: only the top-tier BHCs of U.S. GSIBs and the IHCs of foreign GSIBs must complete item 62.a. The top-tier BHCs of U.S. GSIBs must complete item 62.b.					
62. Institution-specific buffer necessary to avoid limitations on distributions and discretionary bonus payments:					
a. TLAC risk-weighted asset buffer	LF27				62.a.
b. TLAC leverage buffer	LF28				62.b.
	Dollar Amounts in Thousands		BHCA	Amount	
Leverage buffer and requirements for holding companies subject to the capital plan rule:					
63. Total leverage exposure for the supplementary leverage ratio (SLR) (if applicable)	LE88				63.
				Percentage	
64. Leverage buffer requirement (if applicable)	LE89				64.
65. Leverage ratio buffer (if applicable)	LE90				65.
				Amount	
Maximum payout ratios and amounts for holding companies subject to the capital plan rule:					
66. Eligible retained income	MK77				66.
				Percentage	
67. Maximum payout ratio	LE91				67.
				Amount	
68. Maximum payout amount	LE92				68.
69. Distributions and discretionary bonus payments during the quarter	MK78				69.

* Report each ratio and buffer as a percentage, rounded to four decimal places, e.g., 12.3456.

Schedule HC-R—Continued

Part II. Risk-Weighted Assets

Holding companies that entered "1" for Yes in Schedule HC-R, Part I, item 31.a, do not have to complete Schedule HC-R, Part II.

Holding companies (HC) are required to assign a 100 percent risk-weight to all assets not specifically assigned a risk-weight under Subpart D of the Federal Reserve's regulatory capital rules¹ and not deducted from tier 1 or tier 2 capital.

	(Column A) Totals From Schedule HC	(Column B) Adjustments to Totals Reported in Column A	(Column C)	(Column D)	(Column E)	(Column F)	(Column G)	(Column H)	(Column I)	(Column J)
	Allocation by Risk-Weight Category									
	0%	2%	4%	10%	20%	50%	100%	150%		
Dollar Amounts in Thousands	Amount	Amount	Amount	Amount	Amount	Amount	Amount	Amount	Amount	Amount
Balance Sheet Asset Categories²										
<i>Items 1 through 25, (columns A through U as applicable) are to be reported semiannually in June and December by holding companies with less than \$5 billion in total consolidated assets.^{3, 4}</i>										
1. Cash and balances due from depository institutions.....	BHCK D957	BHCK S396	BHCK D958				BHCK D959	BHCK S397	BHCK D960	BHCK S398
2. Securities:										
a. Held-to-maturity securities ^{3, 4}	BHCK D961	BHCK S399	BHCK D962	BHCK HJ74	BHCK HJ75		BHCK D963	BHCK D964	BHCK D965	BHCK S400
b. Available-for-sale debt securities and equity securities with readily determinable fair values not held for trading	BHCK JA21	BHCK S402	BHCK D967	BHCK HJ76	BHCK HJ77		BHCK D968	BHCK D969	BHCK D970	BHCK S403
3. Federal funds sold and securities purchased under agreements to resell:										
a. Federal funds sold (in domestic offices)...	BHCK D971		BHCK D972				BHCK D973	BHCK S410	BHCK D974	BHCK S411
b. Securities purchased under agreements to resell	BHCK H171	BHCK H172								

1. For bank holding companies, 12 CFR Part 217 and 225; and for covered savings and loan holding companies, 12 CFR Part 217. 2. All securitization exposures held as on-balance sheet assets of the reporting institution are to be excluded from items 1 through 8 and are to be reported instead in item 9. **3. Asset-size test is based on the total assets reported as of prior year June 30 report date.** 4. Institutions that have adopted ASU 2016-13 and have reported held-to-maturity securities net of allowances or credit losses in item 2.a, column A, should report as a negative number in item 2.a, column B, those allowances for credit losses eligible for inclusion in tier 2 capital, which excludes allowances for credit losses on purchased credit-deteriorated assets.

Schedule HC-R—Continued

Part II—Continued

	(Column K)	(Column L)	(Column M)	(Column N)	(Column O)	(Column P)	(Column Q)	(Column R)	(Column S)
	Allocation by Risk-Weight Category							Application of Other Risk-Weighting Approaches ⁵	
	250%	300%	400%	600%	625%	937.5%	1250%	Exposure Amount	Risk-Weighted Asset Amount
	Amount	Amount	Amount	Amount	Amount	Amount	Amount	Amount	Amount
Dollar Amounts in Thousands									
Balance Sheet Asset Categories (continued)									
1. Cash and balances due from depository institutions.....									1.
2. Securities:									
a. Held-to-maturity securities.....									2.a.
b. Available-for-sale debt securities and equity securities with readily determinable fair values not held for trading									
	BHCK H270	BHCK S405		BHCK S406				BHCK H271	BHCK H272
									2.b.
3. Federal funds sold and securities purchased under agreements to resell:									
a. Federal funds sold (in domestic offices).....									3.a.
b. Securities purchased under agreements to resell									3.b.

5. Includes, for example, investments in mutual funds/investment funds, exposures collateralized by securitization exposures or mutual funds, separate account bank-owned life insurance, and default fund contributions to central counterparties.

Schedule HC-R—Continued

Part II—Continued

	(Column A) Totals From Schedule HC	(Column B) Adjustments to Totals Reported in Column A	(Column C)	(Column D)	(Column E)	(Column F)	(Column G)	(Column H)	(Column I)	(Column J)		
			Allocation by Risk-Weight Category									
			0%	2%	4%	10%	20%	50%	100%	150%		
Dollar Amounts in Thousands	Amount	Amount	Amount	Amount	Amount	Amount	Amount	Amount	Amount	Amount		
4. Loans and leases held for sale:												
a. Residential mortgage exposures	BHCK S413	BHCK S414	BHCK H173					BHCK S415	BHCK S416	BHCK S417		4.a.
b. High volatility commercial real estate exposures.....	BHCK S419	BHCK S420	BHCK H174					BHCK H175	BHCK H176	BHCK H177	BHCK S421	4.b.
c. Exposures past due 90 days or more or on nonaccrual ⁶	BHCK S423	BHCK S424	BHCK S425	BHCK HJ78	BHCK HJ79			BHCK S426	BHCK S427	BHCK S428	BHCK S429	4.c.
d. All other exposures.....	BHCK S431	BHCK S432	BHCK S433	BHCK HJ80	BHCK HJ81			BHCK S434	BHCK S435	BHCK S436	BHCK S437	4.d.
5. Loans and leases held for investment: ⁷												
a. Residential mortgage exposures.....	BHCK S439	BHCK S440	BHCK H178					BHCK S441	BHCK S442	BHCK S443		5.a.
b. High volatility commercial real estate exposures.....	BHCK S445	BHCK S446	BHCK H179					BHCK H180	BHCK H181	BHCK H182	BHCK S447	5.b.
c. Exposures past due 90 days or more or on nonaccrual ⁸	BHCK S449	BHCK S450	BHCK S451	BHCK HJ82	BHCK HJ83			BHCK S452	BHCK S453	BHCK S454	BHCK S455	5.c.
d. All other exposures.....	BHCK S457	BHCK S458	BHCK S459	BHCK HJ84	BHCK HJ85			BHCK S460	BHCK S461	BHCK S462	BHCK S463	5.d.
6. LESS: Allowance for loan and lease losses ⁹	BHCX 3123	BHCY 3123										6.

6. For loans and leases held for sale, exclude residential mortgage exposures, high volatility commercial real estate exposures, or sovereign exposures that are past due 90 days or more or on nonaccrual.
7. Institutions that have adopted ASU 2016-13 should report as a positive number in column B of items 5.a through 5.d, as appropriate, any allowances for credit losses on purchased credit-deteriorated assets reported in column A of items 5.a through 5.d, as appropriate.
8. For loans and leases held for investment, exclude residential mortgage exposures, high volatility commercial real estate exposures, or sovereign exposures that are past due 90 days or more or on nonaccrual.
9. Institutions that have adopted ASU 2016-13 should report the allowance for credit losses on loans and leases in item 6, columns A and B.

Schedule HC-R—Continued

Part II—Continued

	(Column K)	(Column L)	(Column M)	(Column N)	(Column O)	(Column P)	(Column Q)	(Column R)	(Column S)	
	Allocation by Risk-Weight Category							Application of Other Risk-Weighting Approaches ¹⁰		
	250%	300%	400%	600%	625%	937.5%	1250%	Exposure Amount	Risk-Weighted Asset Amount	
Dollar Amounts in Thousands	Amount	Amount	Amount	Amount	Amount	Amount	Amount	Amount	Amount	
4. Loans and leases held for sale:										
a. Residential mortgage exposures								BHCK H273	BHCK H274	4.a.
b. High volatility commercial real estate exposures.....								BHCK H275	BHCK H276	4.b.
c. Exposures past due 90 days or more or on nonaccrual ¹¹								BHCK H277	BHCK H278	4.c.
d. All other exposures.....								BHCK H279	BHCK H280	4.d.
5. Loans and leases held for investment:										
a. Residential mortgage exposures.....								BHCK H281	BHCK H282	5.a.
b. High volatility commercial real estate exposures.....								BHCK H283	BHCK H284	5.b.
c. Exposures past due 90 days or more or on nonaccrual ¹²								BHCK H285	BHCK H286	5.c.
d. All other exposures								BHCK H287	BHCK H288	5.d.
6. LESS: Allowance for loan and lease losses										6.

10. Includes, for example, investments in mutual funds/investment funds, exposures collateralized by securitization exposures or mutual funds, separate account bank-owned life insurance, and default fund contributions to central counterparties.

11. For loans and leases held for sale, exclude residential mortgage exposures, high volatility commercial real estate exposures, or sovereign exposures that are past due 90 days or more or on nonaccrual.

12. For loans and leases held for investment, exclude residential mortgage exposures, high volatility commercial real estate exposures, or sovereign exposures that are past due 90 days or more or on nonaccrual.

Schedule HC-R—Continued

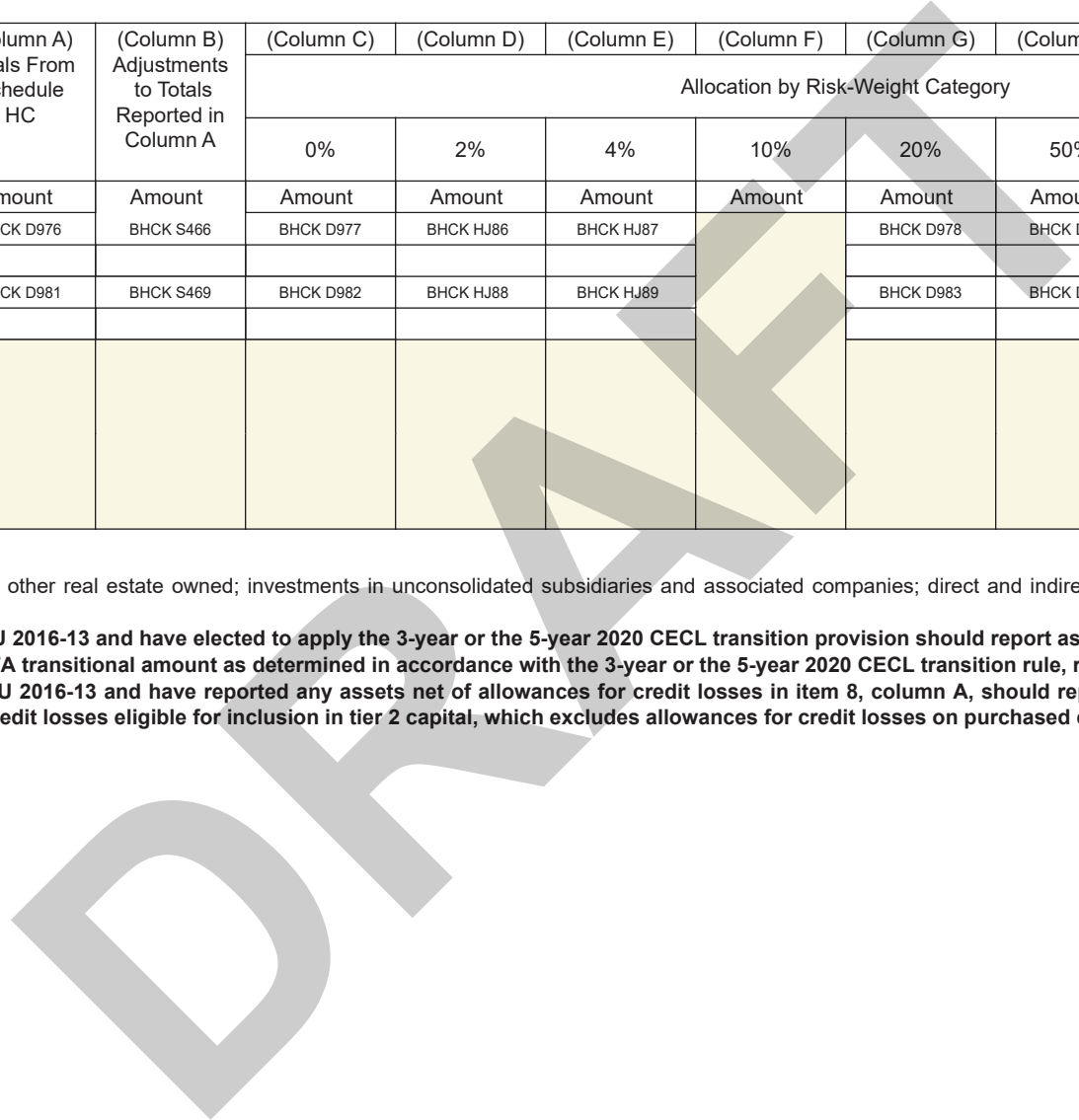
Part II—Continued

	(Column A) Totals From Schedule HC	(Column B) Adjustments to Totals Reported in Column A	(Column C)	(Column D)	(Column E)	(Column F)	(Column G)	(Column H)	(Column I)	(Column J)	
			Allocation by Risk-Weight Category								
			0%	2%	4%	10%	20%	50%	100%	150%	
Dollar Amounts in Thousands	Amount	Amount	Amount	Amount	Amount	Amount	Amount	Amount	Amount	Amount	
	BHCK D976	BHCK S466	BHCK D977	BHCK HJ86	BHCK HJ87		BHCK D978	BHCK D979	BHCK D980	BHCK S467	
7. Trading Assets											7.
	BHCK D981	BHCK S469	BHCK D982	BHCK HJ88	BHCK HJ89		BHCK D983	BHCK D984	BHCK D985	BHCK H185	
8. All other assets ^{13, 14, 15}											8.
a. Separate account bank-owned life insurance											8.a.
b. Default fund contributions to central counterparties											8.b.

13. Includes premises and fixed assets; other real estate owned; investments in unconsolidated subsidiaries and associated companies; direct and indirect investments in real estate ventures; intangible assets; and other assets.

14. Institutions that have adopted ASU 2016-13 and have elected to apply the 3-year or the 5-year 2020 CECL transition provision should report as a positive number in item 8, column B, the applicable portion of the DTA transitional amount as determined in accordance with the 3-year or the 5-year 2020 CECL transition rule, respectively.

15. Institutions that have adopted ASU 2016-13 and have reported any assets net of allowances for credit losses in item 8, column A, should report as a negative number in item 8, column B, those allowances for credit losses eligible for inclusion in tier 2 capital, which excludes allowances for credit losses on purchased credit-deteriorated assets.



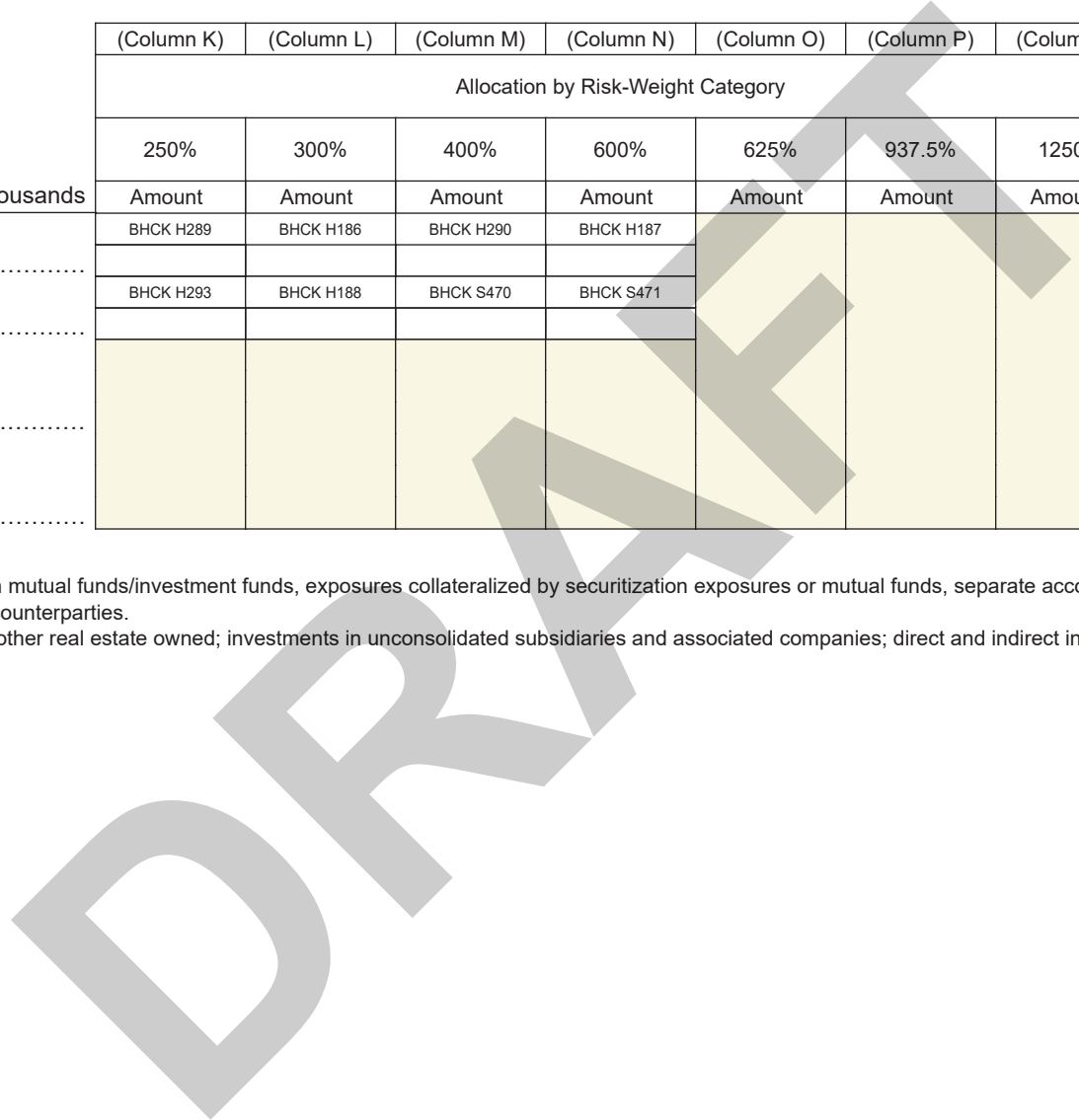
Schedule HC-R—Continued

Part II—Continued

	(Column K)	(Column L)	(Column M)	(Column N)	(Column O)	(Column P)	(Column Q)	(Column R)	(Column S)	
	Allocation by Risk-Weight Category							Application of Other Risk-Weighting Approaches ¹⁶		
	250%	300%	400%	600%	625%	937.5%	1250%	Exposure Amount	Risk-Weighted Asset Amount	
Dollar Amounts in Thousands	Amount	Amount	Amount	Amount	Amount	Amount	Amount	Amount	Amount	
7. Trading Assets	BHCK H289	BHCK H186	BHCK H290	BHCK H187				BHCK H291	BHCK H292	7.
	BHCK H293	BHCK H188	BHCK S470	BHCK S471				BHCK H294	BHCK H295	8.
8. All other assets ¹⁷										
a. Separate account bank-owned life insurance								BHCK H296	BHCK H297	8.a.
b. Default fund contributions to central counterparties								BHCK H298	BHCK H299	8.b.

16. Includes, for example, investments in mutual funds/investment funds, exposures collateralized by securitization exposures or mutual funds, separate account bank-owned life insurance, and default fund contributions to central counterparties.

17. Includes premises and fixed assets; other real estate owned; investments in unconsolidated subsidiaries and associated companies; direct and indirect investments in real estate ventures; intangible assets; and other assets.



Schedule HC-R—Continued

Part II—Continued

Dollar Amounts in Thousands

	(Column A) Totals	(Column B) Adjustments to Totals Reported in Column A	(Column Q) Allocation by Risk-Weight Category	(Column T) Total Risk-Weighted Asset Amount by Calculation Methodology	(Column U) Gross-Up	
	Amount	Amount	1250%	SSFA ¹⁸	Amount	
Securitization Exposures: On-and Off-Balance Sheet						
9. On-balance sheet securitization exposures:						
a. Held-to-maturity securities ¹⁹	BHCK S475	BHCK S476	BHCK S477	BHCK S478	BHCK S479	9.a.
b. Available-for-sale securities	BHCK S480	BHCK S481	BHCK S482	BHCK S483	BHCK S484	9.b.
c. Trading assets	BHCK S485	BHCK S486	BHCK S487	BHCK S488	BHCK S489	9.c.
d. All other on-balance sheet securitization exposures	BHCK S490	BHCK S491	BHCK S492	BHCK S493	BHCK S494	9.d.
10. Off-balance sheet securitization exposures	BHCK S495	BHCK S496	BHCK S497	BHCK S498	BHCK S499	10.

Dollar Amounts in Thousands

	(Column A) Totals From Schedule HC	(Column B) Adjustments to Totals Reported in Column A	Allocation by Risk-Weight Category								
			(Column C) 0%	(Column D) 2%	(Column E) 4%	(Column F) 10%	(Column G) 20%	(Column H) 50%	(Column I) 100%		(Column J) 150%
Amount	Amount	Amount	Amount	Amount	Amount	Amount	Amount	Amount	Amount	Amount	
11. Total balance sheet assets ²⁰	BHCT 2170	BHCK S500	BHCK D987	BHCK HJ90	BHCK HJ91		BHCK D988	BHCK D989	BHCK D990	BHCK S503	11.

Dollar Amounts in Thousands

	(Column K) 250%	(Column L) 300%	(Column M) 400%	(Column N) 600%	(Column O) 625%	(Column P) 937.5%	(Column Q) 1250%	(Column R)	
								Application of Other Risk- Weighting Approaches	
Amount	Amount	Amount	Amount	Amount	Amount	Amount	Amount	Exposure Amount	
11. Total balance sheet assets ²⁰	BHCK S504	BHCK S505	BHCK S506	BHCK S507			BHCK S510	BHCK H300	11.

18. Simplified Supervisory Formula Approach. 19. Institutions that have adopted ASU 2016-13 and have reported held-to-maturity securities net of allowances for credit losses in item 9.a, column A, should report as a negative number in item 9.a, column B, those allowances for credit losses eligible for inclusion in tier 2 capital, which excludes allowances for credit losses on purchased credit-deteriorated assets. 20. For each of columns A through R of item 11, report the sum of items 1 through 9. For item 11, the sum of columns B through R must equal column A. Item 11, column A, must equal Schedule HC, item 12.

Schedule HC-R—Continued

Part II—Continued

	(Column A) Face, Notional, or Other Amount	CCF ²¹	(Column B) Credit Equivalent Amount ²²	(Column C)	(Column D)	(Column E)	(Column F)	(Column G)	(Column H)	(Column I)	(Column J)
				Allocation by Risk-Weight Category							
				0%	2%	4%	10%	20%	50%	100%	150%
Dollar Amounts in Thousands	Amount		Amount	Amount	Amount	Amount	Amount	Amount	Amount	Amount	Amount
Derivatives, Off-Balance Sheet Items, and Other Items Subject to Risk-Weighting (Excluding Securitization Exposure)²³											
12. Financial standby letters of credit	BHCK D991		BHCK D992	BHCK D993	BHCK HJ92	BHCK HJ93		BHCK D994	BHCK D995	BHCK D996	BHCK S511
		1.0									
13. Performance standby letters of credit and transaction-related contingent items	BHCK D997		BHCK D998	BHCK D999				BHCK G603	BHCK G604	BHCK G605	BHCK S512
		0.5									
14. Commercial and similar letters of credit with an original maturity of one year or less	BHCK G606		BHCK G607	BHCK G608	BHCK HJ94	BHCK HJ95		BHCK G609	BHCK G610	BHCK G611	BHCK S513
		0.2									
15. Retained recourse on small business obligations sold with recourse	BHCK G612		BHCK G613	BHCK G614				BHCK G615	BHCK G616	BHCK G617	BHCK S514
		1.0									

21. Credit conversion factor.

22. Column A multiplied by credit conversion factor. For each of items 12 through 21, the sum of columns C through J plus column R must equal column B.

23. All derivatives and off-balance sheet items that are securitization exposures are to be excluded from items 12 through 21 and are to be reported instead in item 10.

Schedule HC-R—Continued

Part II—Continued

	(Column A) Face, Notional, or Other Amount	CCF ²⁴	(Column B) Credit Equivalent Amount ²⁵	(Column C)	(Column D)	(Column E)	(Column F)	(Column G)	(Column H)	(Column I)	(Column J)	
				Allocation by Risk-Weight Category								
				0%	2%	4%	10%	20%	50%	100%	150%	
Dollar Amounts in Thousands	Amount		Amount	Amount	Amount	Amount	Amount	Amount	Amount	Amount	Amount	
16. Repo-style transactions ²⁶	BHCK S515		BHCK S516	BHCK S517	BHCK S518	BHCK S519		BHCK S520	BHCK S521	BHCK S522	BHCK S523	16.
		1.0										
17. All other off-balance sheet liabilities	BHCK G618		BHCK G619	BHCK G620				BHCK G621	BHCK G622	BHCK G623	BHCK S524	17.
		1.0										
18. Unused commitments: (exclude unused commitments to asset-backed commercial paper conduits):												
a. Original maturity of one year or less	BHCK S525		BHCK S526	BHCK S527	BHCK HJ96	BHCK HJ97		BHCK S528	BHCK S529	BHCK S530	BHCK S531	18.a.
		0.2										
b. Original maturity exceeding one year	BHCK G624		BHCK G625	BHCK G626	BHCK HJ98	BHCK HJ99		BHCK G627	BHCK G628	BHCK G629	BHCK S539	18.b.
		0.5										
19. Unconditionally cancelable commitments	BHCK S540		BHCK S541									19.
		0.0										
20. Over-the-counter derivatives			BHCK S542	BHCK S543	BHCK HK00	BHCK HK01	BHCK S544	BHCK S545	BHCK S546	BHCK S547	BHCK S548	20.
21. Centrally cleared derivatives			BHCK S549	BHCK S550	BHCK S551	BHCK S552		BHCK S554	BHCK S555	BHCK S556	BHCK S557	21.
22. Unsettled transactions (failed trades) ²⁷	BHCK H191			BHCK H193				BHCK H194	BHCK H195	BHCK H196	BHCK H197	22.

24. Credit conversion factor.

25. For items 18.b. and 19, column A multiplied by credit conversion factor.

26. Includes securities purchased under agreements to resell (reverse repos), securities sold under agreements to repurchase (repos), securities borrowed, and securities lent.

27. For item 22, the sum of columns C through Q must equal column A.

Schedule HC-R—Continued

Part II—Continued

	(Column O)	(Column P)	(Column Q)	(Column R)	(Column S)	
	Allocation by Risk-Weight Category			Application of Other Risk-Weighting Approaches ²⁸		
	625%	937.5%	1250%	Credit Equivalent Amount	Risk-Weighted Asset Amount	
	Amount	Amount	Amount	Amount	Amount	
Dollar Amounts in Thousands						
16. Repo-style transactions ²⁹				BHCK H301	BHCK H302	16.
17. All other off-balance sheet liabilities						17.
18. Unused commitments: (exclude unused commitments to asset-backed commercial paper conduits):						
a. Original maturity of one year or less				BHCK H303	BHCK H304	18.a.
b. Original maturity exceeding one year				BHCK H307	BHCK H308	18.b.
19. Unconditionally cancelable commitments						19.
20. Over-the-counter derivatives				BHCK H309	BHCK H310	20.
21. Centrally cleared derivatives						21.
22. Unsettled transactions (failed trades) ³⁰	BHCK H198	BHCK H199	BHCK H200			22.

28. Includes, for example, exposures collateralized by securitization exposures or mutual funds.

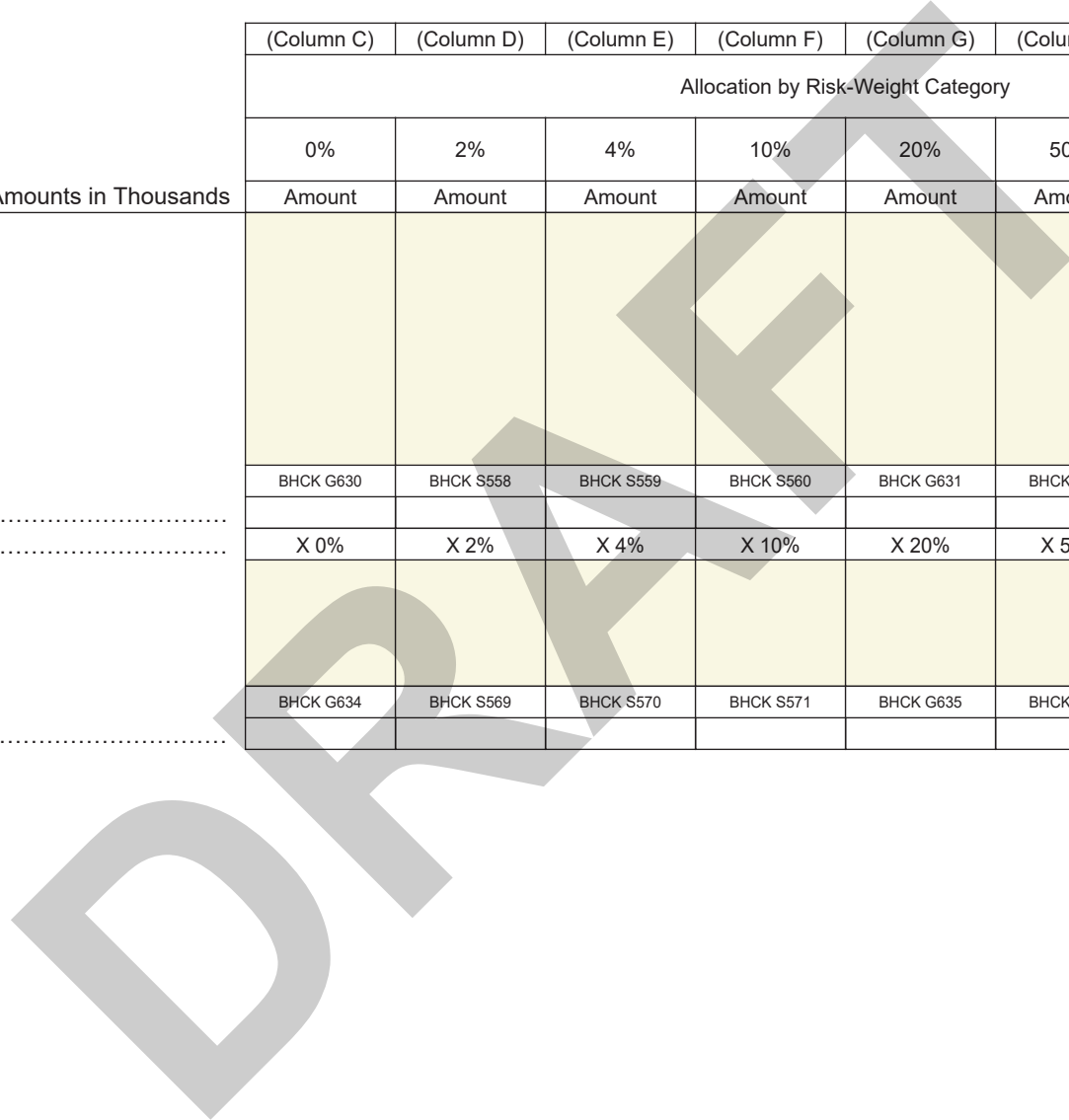
29. Includes securities purchased under agreements to resell (reverse repos), securities sold under agreements to repurchase (repos), securities borrowed, and securities lent.

30. For item 22, the sum of columns C through Q must equal column A.

Schedule HC-R—Continued

Part II—Continued

	(Column C)	(Column D)	(Column E)	(Column F)	(Column G)	(Column H)	(Column I)	(Column J)	
Allocation by Risk-Weight Category									
	0%	2%	4%	10%	20%	50%	100%	150%	
Dollar Amounts in Thousands	Amount	Amount	Amount	Amount	Amount	Amount	Amount	Amount	
23. Total assets, derivatives, off-balance sheet items, and other items subject to risk weighting by risk-weight category (for each of columns C through P, sum of items 11 through 22; for column Q, sum of items 10 through 22)	BHCK G630	BHCK S558	BHCK S559	BHCK S560	BHCK G631	BHCK G632	BHCK G633	BHCK S561	23.
24. Risk weight factor	X 0%	X 2%	X 4%	X 10%	X 20%	X 50%	X 100%	X 150%	24.
25. Risk-weighted assets by risk-weight category (for each column, item 23 multiplied by item 24)	BHCK G634	BHCK S569	BHCK S570	BHCK S571	BHCK G635	BHCK G636	BHCK G637	BHCK S572	25.



Schedule HC-R—Continued

Part II—Continued

	(Column K)	(Column L)	(Column M)	(Column N)	(Column O)	(Column P)	(Column Q)	
Allocation by Risk-Weight Category								
	250%	300%	400%	600%	625%	937.5%	1250%	
Dollar Amounts in Thousands	Amount	Amount	Amount	Amount	Amount	Amount	Amount	
23. Total assets, derivatives, off-balance sheet items, and other items subject to risk weighting by risk-weight category (for each of columns C through P, sum of items 11 through 22; for column Q, sum of items 10 through 22)								23.
24. Risk weight factor	X 250%	X 300%	X 400%	X 600%	X 625%	X 937.5%	X 1250%	24.
25. Risk-weighted assets by risk-weight category (for each column, item 23 multiplied by item 24)								25.
	BHCK S562	BHCK S563	BHCK S564	BHCK S565	BHCK S566	BHCK S567	BHCK S568	
	BHCK S573	BHCK S574	BHCK S575	BHCK S576	BHCK S577	BHCK S578	BHCK S579	

Items 26 through 31 are to be reported quarterly by all holding companies.

Dollar Amounts in Thousands	Totals		
	BHCK	Amount	
26. Risk-weighted assets for purposes of calculating the allowance for loan and lease losses 1.25 percent threshold ³¹	S580		26.
27. Standardized market-risk weighted assets (applicable only to holding companies that are covered by the market risk capital rules)	S581		27.
28. Risk-weighted assets before deductions for excess allowance of loan and lease losses and allocated risk transfer risk reserve ^{32, 33}	B704		28.
29. LESS: Excess allowance for loan and lease losses ^{34, 35}	A222		29.
30. LESS: Allocated transfer risk reserve	3128		30.
31. Total risk-weighted assets (item 28 minus items 29 and 30)	G641		31.

31. For institutions that have adopted ASU 2016-13, the risk-weighted assets reported in item 26 is for purposes of calculating the adjusted allowances for credit losses (AACL) 1.25 percent threshold. 32. Sum of items 2.b through 20, column S; items 9.a, 9.b, 9.c, 9.d, and 10, columns T and U; item 25, columns C through Q; and item 27 (if applicable). **33. For institutions that have adopted ASU 2016-13, the risk-weighted assets reported in item 28 represents the amount of risk-weighted assets before deductions for excess AACL and allocated transfer risk reserve.** 34. Institutions that have adopted ASU 2016-13 should report the excess AACL. 35. Institutions that have adopted ASU 2016-13 and have elected to apply the 3-year or the 5-year 2020 CECL transition provision should subtract the applicable portion of the AACL transitional amount or the modified AACL transitional amount, respectively, from the AACL, as defined in the regulatory capital rule, before determining the amount of excess AACL.

Schedule HC-R—Continued

Part II—Continued

Memoranda

Memoranda items 1, 2 and 3, columns A, B and C are to be completed semiannually in June and December by holding companies with less than \$5 billion in total assets¹.

		Dollar Amounts in Thousands		BHCK	Amount		
1. Current credit exposure across all derivative contracts covered by the regulatory capital rules				G642		M.1.	
		With a remaining maturity of					
		(Column A) One year or less		(Column B) Over one year through five years		(Column C) Over 5 years	
Dollar Amounts in Thousands		BHCK	Amount	BHCK	Amount	BHCK	Amount
2. Notional principal amounts of over-the-counter derivative contracts:							
a. Interest rate		S582		S583		S584	
b. Foreign exchange rate and gold		S585		S586		S587	
c. Credit (investment grade reference asset)		S588		S589		S590	
d. Credit (non-investment grade reference asset)		S591		S592		S593	
e. Equity		S594		S595		S596	
f. Precious metals (except gold)		S597		S598		S599	
g. Other		S600		S601		S602	
3. Notional principal amounts of centrally cleared derivative contracts:							
a. Interest rate		S603		S604		S605	
b. Foreign exchange rate and gold		S606		S607		S608	
c. Credit (investment grade reference asset)		S609		S610		S611	
d. Credit (non-investment grade reference asset)		S612		S613		S614	
e. Equity		S615		S616		S617	
f. Precious metals (except gold)		S618		S619		S620	
g. Other		S621		S622		S623	
		Dollar Amounts in Thousands		BHCK	Amount		
4. Standardized market risk-weighted assets attributable to specific risk (included in Schedule HC-R, item 27)				S624		M.4.	
5. Amount of allowances for credit losses on purchased credit-deteriorated assets: ²							
a. Loans and leases held for investment				JJ30		M.5.a.	
b. Held-to-maturity debt securities				JJ31		M.5.b.	
c. Other financial assets measured at amortized cost				JJ32		M.5.c.	

1. Asset-size test is based on the total assets reported as of prior year June 30 report date.

2. Memorandum items 5.a through 5.c should be completed only by institutions that have adopted ASU 2016-13.

Schedule HC-S—Servicing, Securitization, and Asset Sale Activities

To be completed by holding companies with \$5 billion or more in total assets.¹

	(Column A) 1–4 Family Residential Loans	(Column B) Home Equity Lines	(Column C) Credit Card Receivables	(Column D) Auto Loans	(Column E) Other Consumer Loans	(Column F) Commercial and Industrial Loans	(Column G) All Other Loans, All Leases, and All Other Assets	
Dollar Amounts in Thousands	Amount	Amount	Amount	Amount	Amount	Amount	Amount	
Securitization Activities								
1. Outstanding principal balance of assets sold and securitized with servicing retained or with recourse or other seller-provided credit enhancements	BHCK B705	BHCK B706	BHCK B707	BHCK B708	BHCK B709	BHCK B710	BHCK B711	1.
2. Maximum amount of credit exposure arising from recourse or other seller-provided credit enhancements provided to structures reported in item 1	BHCK HU09	BHCK HU10	BHCK HU11	BHCK HU12	BHCK HU13	BHCK HU14	BHCK HU15	2.
<i>Item 3 is to be completed by holding companies with \$100 billion or more in total assets.¹</i>								
3. Reporting institution's unused commitments to provide liquidity to structures reported in item 1	BHCK B726	BHCK B727	BHCK B728	BHCK B729	BHCK B730	BHCK B731	BHCK B732	3.
4. Past due loan amounts included in item 1:	BHCK B733	BHCK B734	BHCK B735	BHCK B736	BHCK B737	BHCK B738	BHCK B739	
a. 30–89 days past due	BHCK B740	BHCK B741	BHCK B742	BHCK B743	BHCK B744	BHCK B745	BHCK B746	4.a.
b. 90 days or more past due								4.b.
5. Charge-offs and recoveries on assets sold and securitized with servicing retained or with recourse or other seller-provided credit enhancements (calendar year-to-date):								
a. Charge-offs	BHCK B747	BHCK B748	BHCK B749	BHCK B750	BHCK B751	BHCK B752	BHCK B753	5.a.
b. Recoveries	BHCK B754	BHCK B755	BHCK B756	BHCK B757	BHCK B758	BHCK B759	BHCK B760	5.b.

¹ Asset-size test is based on the total assets reported as of prior year June 30 report date.

Schedule HC-S—Continued

	(Column A) 1-4 Family Residential Loans	(Column B) Home Equity Lines	(Column C) Credit Card Receivables	(Column D) Auto Loans	(Column E) Other Consumer Loans	(Column F) Commercial and Industrial Loans	(Column G) All Other Loans, All Leases, and All Other Assets
Dollar Amounts in Thousands	Amount	Amount	Amount	Amount	Amount	Amount	Amount
<i>Items 6 and 10 are to be completed by holding companies with \$10 billion or more in total assets.²</i>							
6. Total amount of ownership (or seller's) interest carried as securities or loans		BHCK HU16	BHCK HU17			BHCK HU18	
7.-8. Not applicable.							
For Securitization Facilities Sponsored By or Otherwise Established By Other Institutions							
9. Maximum amount of credit exposure arising from credit enhancements provided by the reporting institution to other institutions' securitization structures in the form of standby letters of credit, purchased subordinated securities, and other enhancements							
	BHCK B776			BHCK B779	BHCK B780	BHCK B781	BHCK B782
10. Reporting institution's unused commitments to provide liquidity to other institutions' securitization structures							
	BHCK B783			BHCK B786	BHCK B787	BHCK B788	BHCK B789
Asset Sales							
11. Assets sold with recourse or other seller-provided credit enhancements and not securitized							BHCK B796
	BHCK B790						
12. Maximum amount of credit exposure arising from recourse or other seller-provided credit enhancements provided to assets reported in item 11							BHCK B803
	BHCK B797						

2. The \$10 billion asset-size test is based on the total assets reported as of prior year June 30 report date.

Schedule HC-S—Continued

Memoranda

	Dollar Amounts in Thousands		
	BHCK	Amount	
1. Not applicable.			
2. Outstanding principal balance of assets serviced for others (includes participations serviced for others):			
a. 1–4 family residential mortgages serviced with recourse or other servicer-provided credit enhancements	B804		M.2.a.
b. 1–4 family residential mortgages serviced with no recourse or other servicer-provided credit enhancements	B805		M.2.b.
c. Other financial assets ¹	A591		M.2.c.
d. 1–4 family residential mortgages serviced for others that are in process of foreclosure at quarter-end (includes closed-end and open-end loans)	F699		M.2.d.
<i>Memorandum item 3 is to be completed by holding companies with \$10 billion or more in total assets.²</i>			
3. Asset-backed commercial paper conduits:			
a. Maximum amount of credit exposure arising from credit enhancements provided to conduit structures in the form of standby letters of credit, subordinated securities, and other enhancements:			
(1) Conduits sponsored by the bank, a bank affiliate, or the holding company ²	B806		M.3.a.(1)
(2) Conduits sponsored by other unrelated institutions ²	B807		M.3.a.(2)
b. Unused commitments to provide liquidity to conduit structures:			
(1) Conduits sponsored by the bank, a bank affiliate, or the holding company	B808		M.3.b.(1)
(2) Conduits sponsored by other unrelated institutions	B809		M.3.b.(2)
4. Outstanding credit card fees and finance charges (included in Schedule HC-S, item 1, column G) ^{2,3}	C407		M.4.

1. Memorandum item 2.c is to be completed if the principal balance of other financial assets serviced for others is more than \$10 million.

2. **The \$10 billion asset-size test is based on the total assets reported as of prior year June 30 report date.**

3. Memorandum item 4 is to be completed by holding companies with \$10 billion or more in total assets that (1) together with affiliated institutions, have outstanding credit card receivables (as defined in the instructions) that exceed \$500 million as of the report date or (2) holding companies that on a consolidated basis are credit card specialty holding companies (as defined in the instructions).

Schedule HC-V—Variable Interest Entities¹

To be completed by holding companies with \$5 billion or more in total assets.²

	(Column A) Securitization Vehicles		(Column B) Other VIEs		
	BHCK	Amount	BHCK	Amount	
Dollar Amounts in Thousands					
1. Assets of consolidated variable interest entities (VIEs) that can be used only to settle obligations of consolidated VIEs:					
a. Cash and balances due from depository institutions	J981		JF84		1.a.
b. Securities not held for trading	HU20		HU21		1.b.
c. Loans and leases held for investment, net of allowance, and held for sale ..	HU22		HU23		1.c.
d. Other real estate owned	K009		JF89		1.d.
e. Other assets	JF91		JF90		1.e.
2. Liabilities of consolidated VIEs for which creditors do not have recourse to the general credit of the reporting holding company:					
a. Other borrowed money	JF92		JF85		2.a.
b. Other liabilities	JF93		JF86		2.b.
3. All other assets of consolidated VIEs (not included in items 1.a through 1.e above)	K030		JF87		3.
4. All other liabilities of consolidated VIEs (not included in items 2.a through 2.b above)	K033		JF88		4.
Dollar Amounts in Thousands					
5. Total assets of asset-backed commercial paper (ABCP) conduit VIEs			JF77		5.
6. Total liabilities of ABCP conduit VIEs			JF78		6.

1. Institutions that have adopted ASU 2016-13 should report assets net of any applicable allowance for credit losses.

2. Asset-size test is based on the total assets reported as of prior year June 30 report date.

Notes to the Balance Sheet—Predecessor Financial Items

For holding companies involved in a business combination(s) during the quarter, provide on the lines below quarterly average information for any acquired company(ies) with aggregated assets of \$10 billion or more or 5 percent of the reporting holding company's total consolidated assets as of the previous quarter-end, whichever is less.

		Dollar Amounts in Thousands		BHBC	Amount	
1.	Average loans and leases (held for investment and held for sale)			3516		1.
2.	Average earning assets			3402		2.
3.	Average total consolidated assets			3368		3.
4.	Average equity capital			3519		4.

Notes to the Balance Sheet (Other)

Enter in the lines provided below any additional information on specific line items on the balance sheet or its supporting schedules that the holding company wishes to explain, that has been separately disclosed in the holding company's quarterly reports to its shareholders, in its press releases, or on its quarterly reports to the Securities and Exchange Commission (SEC).

Each additional piece of information disclosed should include the appropriate reference to schedule and item number, as well as a description of the additional information and the dollar amount (in thousands of dollars) associated with that disclosure.

Example

A holding company has guaranteed a new loan for its leveraged Employee Stock Ownership Plan (ESOP) for \$750 thousand and that amount has increased the holding company's long-term unsecured debt by a material amount. The holding company has disclosed that change to its stockholders and to the SEC. Enter on the line item below the following information:

TEXT	BHCK	Amount
0000 Sch. HC, item 16, New loan to holding company's ESOP guaranteed by holding company		
	0000	750

Notes to the Balance Sheet (Other)

TEXT	Dollar Amounts in Thousands		BHCK	Amount	
1.	Outstanding issuances of perpetual preferred stock associated with the U.S. Department of Treasury Community Development Capital Initiative (CDCI) program included in Schedule HC, item 23, Perpetual preferred stock and related surplus (for Subchapter S corporations, outstanding issuances of subordinated debt securities associated with CDCI included in Schedule HC, item 19.a, Subordinated notes and debentures)		K141		1.
2.	5357		5357		2.
3.	5358		5358		3.
4.	5359		5359		4.
5.	5360		5360		5.
6.	B027		B027		6.

Notes to the Balance Sheet (Other)—Continued

	TEXT	Dollar Amounts in Thousands	BHCK	Amount
7.	B028			
			B028	7.
8.	B029			
			B029	8.
9.	B030			
			B030	9.
10.	B031			
			B031	10.
11.	B032			
			B032	11.
12.	B033			
			B033	12.
13.	B034			
			B034	13.
14.	B035			
			B035	14.
15.	B036			
			B036	15.
16.	B037			
			B037	16.
17.	B038			
			B038	17.
18.	B039			
			B039	18.
19.	B040			
			B040	19.
20.	B041			
			B041	20.

DRAFT