

Why Measure Health Coverage and Disability?

Our health matters when it comes to taking care of our family and making ends meet. That means that we need to understand families' experiences with health, disability, and access to health care to know how well people and families are doing.

In order for the country to know what is needed—how people are doing and where they need help—we must conduct surveys such as the SIPP to produce that information.

Because our country is so populous (over 300 million people), we can only survey a scientific sample of the whole population. Thus, your answers to this survey represent thousands of Americans!

Americans work hard every day, striving to overcome difficulties and better their life circumstances. By studying our successes and setbacks, we can help our nation make informed decisions. By law, all personal information collected for this study is kept strictly confidential.

Thank you for participating in this survey, and for helping to represent our nation's most important asset...

People Just Like You.



Health Coverage and Disability

Survey of Income and Program Participation (SIPP)

How the Census Bureau Protects Your Family's Information.

The U.S. Census Bureau is required by federal law to protect the information you provide. All personally identifiable information about your household is removed during processing, so that the information you provide can be used to inform policies and programs without compromising your right to privacy.



Mission and Purpose

Data from the **Survey of Income and Program Participation (SIPP)** are used to evaluate:

- Changes in income.
- Movement into and out of government assistance programs.
- Changes in family composition and social conditions for individuals and households.
- Changes in health, health insurance coverage, and access to health care for people and families.

More information on the SIPP can be found at www.census.gov/sipp.

The U.S. Census Bureau reviewed this data product for unauthorized disclosure of confidential information and approved the disclosure avoidance practices applied to this release. CBDRB-FY22-POP001-011.

Issued September 2022

Connect with us
@uscensusbureau



United States[®]
Census
Bureau

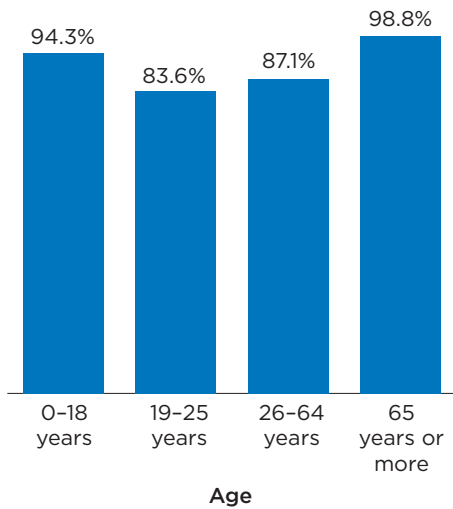
U.S. Department of Commerce
U.S. CENSUS BUREAU
census.gov

Health Insurance Coverage

The SIPP contains a wealth of information on health insurance coverage.

- In 2019, 90.5 percent of people had health insurance coverage for at least part of the year.
- Health insurance was held by 98.8 percent of adults aged 65 and over, and 94.3 percent of children.

Percentage of the Population Covered by Health Insurance in 2019 by Age



Source: U.S. Census Bureau, 2020 Survey of Income and Program Participation.

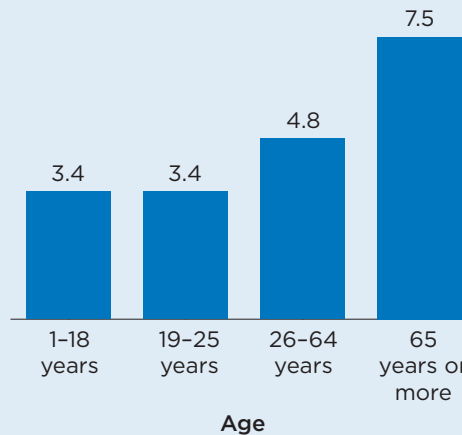
Health Care

The SIPP measures how much people spend on health care and how much health care they receive. For people (aged 1 year and older) in 2019:

- Less than 10 percent of people (8.6 percent) had an overnight stay in the hospital.
- Over half of the population (50.9 percent) took prescription medication.
- On average, children and young adults (aged 19 to 25) had 3.4 visits to a medical provider. Older adults saw their providers more often, averaging 7.5 visits.



Average Number of Visits to a Medical Provider in 2019 by Age



Source: U.S. Census Bureau, 2020 Survey of Income and Program Participation

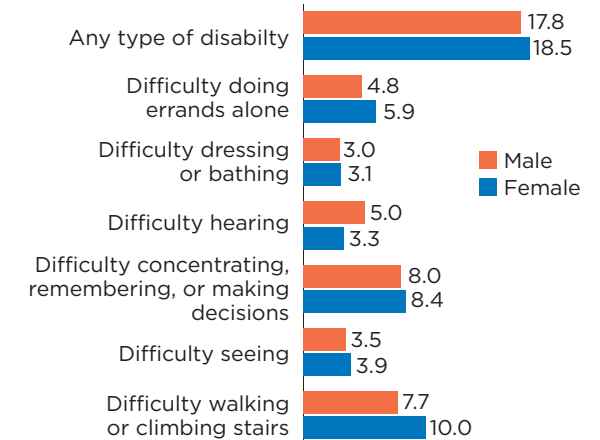
Statistics from surveys are subject to sampling and nonsampling error. For further information on the source of the data and accuracy of the estimates, including standard errors and confidence intervals, see <<https://www.census.gov/programs-surveys/sipp/tech-documentation/source-accuracy-statements.html>>

Disability

The SIPP also measures disability,¹ including work-limiting disability:

- In 2020, 20.1 percent of people had a disability, and 8.6 percent of children under the age of 15 had a disability.
- Among adults aged 15 to 70, 14.7 percent had a work-limiting disability.
- There were 12.6 million adults aged 30 to 64 who were employed and had a disability.
- Hearing difficulty was more common among men—affecting 5.0 percent of adult men between 15 and 70 years old, compared to 3.3 percent of women in this age group.
- Compared to men aged 15 to 70, a higher percentage of women in this age group had difficulty doing errands alone and walking or climbing stairs.

Percentage of Adults Between the Ages of 15 and 70 With a Disability in 2020 by Sex



Source: U.S. Census Bureau, 2020 Survey of Income and Program Participation.

¹ Disability is defined as reporting at least one of the following six types of disability: difficulty hearing, difficulty seeing, cognitive difficulty, ambulatory difficulty, self-care difficulty, independent living difficulty. More information on the disability questions can be found at <www2.census.gov/programs-surveys/sipp/tech-documentation/methodology/2020_SIPP_Users_Guide_OCT21.pdf>.

