

Form Approved
OMB No. 0920-New
Expiration Date: XX/XX/XXXX

Understanding HIV/STD Risk and Enhancing PrEP Implementation Messaging in a Diverse Community-Based Sample of Gay, Bisexual, and Other Men Who Have Sex with Men in a Transformational Era (MIC-DROP)

**Attachment 4d
SMaRT App Installation English**

Public reporting burden of this collection of information is estimated to average 10 minutes per response, including the time for reviewing instructions, searching existing data sources, gathering, and maintaining the data needed, and completing and reviewing the collection of information. An agency may not conduct or sponsor, and a person is not required to respond to a collection of information unless it displays a currently valid OMB control number. Send comments regarding this burden estimate or any other aspect of this collection of information, including suggestions for reducing this burden to CDC/ATSDR Reports Clearance Officer; 1600 Clifton Road NE, MS D-74, Atlanta, Georgia 30333; Attn: OMB-PRA (0920-New)



SMaRT App Installation SOP
Finalized: 6/26/2023

20225896
#37804870.0
IRB Approved at the
Protocol Level
Jun 27, 2023

SMaRT App Installation

Standard Operating Procedures (SOP)

PURPOSE

To streamline and standardize the SMaRT mobile application installation process for study participants.

SCOPE

This SOP should be followed for all app installation activities.

RESPONSIBILITY

This SOP applies to all study participants who utilize the SMaRT app.

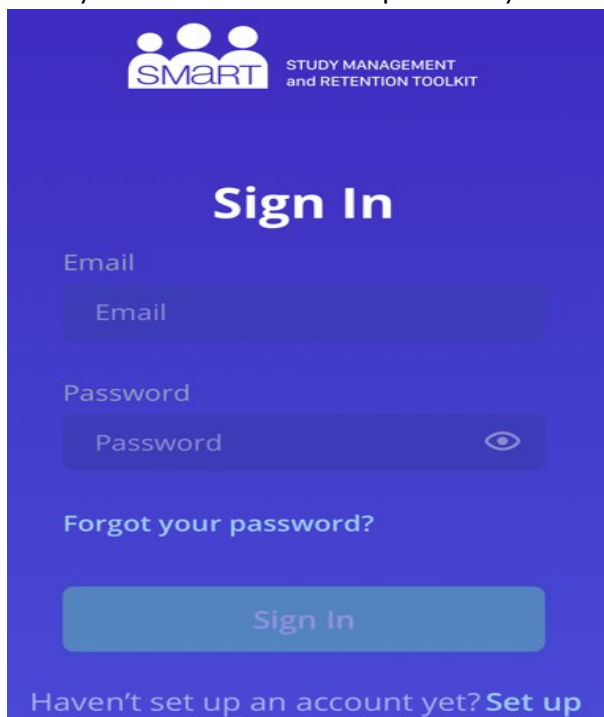
PROCESS OVERVIEW

- A. Downloading App
- B. Demographics
- C. Contact Information

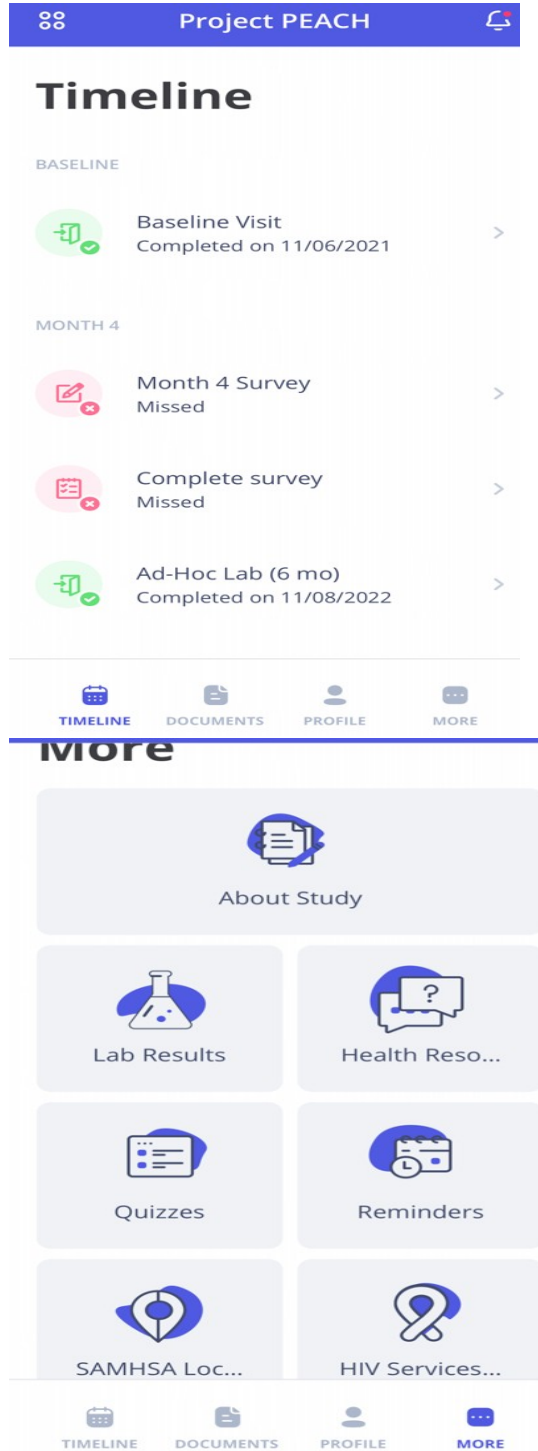
PROCESS

A. Downloading App

1. Find link in your email or go to app store and search for "mysmartmobile".
2. Select "Download" located at the top of the menu bar.
3. You can now access the app on your phone by going to your home screen. Go to **Set Up** and enter your email address and a password you will remember.



- Note Key Features: study timeline with links for surveys, study notifications at the top right corner of screen (alarm sign), and more details such as study contact information, lab results, reminders, and resources.



88 Project PEACH

Timeline

BASELINE

- Baseline Visit
Completed on 11/06/2021

MONTH 4

- Month 4 Survey
Missed
- Complete survey
Missed
- Ad-Hoc Lab (6 mo)
Completed on 11/08/2022

TIMELINE DOCUMENTS PROFILE MORE

more

- About Study
- Lab Results
- Health Reso...
- Quizzes
- Reminders
- SAMHSA Loc...
- HIV Services...

TIMELINE DOCUMENTS PROFILE MORE



SMaRT App Installation SOP
Finalized: 6/26/2023







B. Demographics

1. Confirm Full Name (including middle name).
2. Confirm Date of Birth (use two digits for month and day, and four digits for year).

C. Contact Information

1. Confirm best cell phone number.
2. Confirm best email address.
3. Confirm best mailing address.

Profile

-  Personal Data >
-  Address >
-  Contact Info >
-  Alternate Contacts >
-  Social Media >
-  Additional information >