


Starting the registration to participate in Nature's Notebook

[Nature's Notebook Home](#) | [USA-NPN Home](#) | [Contact Us](#)

[SEARCH](#)

[LOG IN](#)



nature's
notebook


Connecting People with Nature to Benefit Our Changing Planet

[OBSERVE](#) ▾

[FOR GROUPS](#) ▾

[MORE WAYS TO CONNECT](#) ▾

[Home](#) » [Observe](#) » [Become an Observer](#)



You're invited to experience plants or animals you see all the time in a brand new way by joining Nature's Notebook.

Become an Observer

When you participate in the program, you'll go outside to observe nature in your backyard or nearby area weekly and enter this information online.

Time commitment to...

Become an observer: About 10 minutes

Observe: About 2 minutes per individual plant or animal (*once you've familiarized yourself with the program and learned how to observe*).

For assistance with getting started visit our [Learn How to Observe](#) page where you will find step-by-step instructions and video tutorials to help you through the process.

Become an observer today in 3 steps:

1 **Join Nature's Notebook**

- All that's needed to join is your name and email address. No previous experience necessary. We don't give personal information away (Read our [Privacy Policy](#)).

> 2 **Set up your account**

- Choose your site, the location where you want to observe, such as your backyard.
- Select species from our [Species List](#), identifying individual plants or animals you want to observe.


> 3 **Start observing!**

- Familiarize yourself with our guidelines for observing.
- Print paper datasheets to take outside when you record observations.
- Go outside, take observations of your plants or animals using your paper datasheets and enter them online afterward.

BECOME AN OBSERVER NOW

[About Us](#) | [FAQs](#) | [Glossary](#) | [Terms of Use](#)

Nature's Notebook is a project of the USA National Phenology Network.



Set Up Your Account

- 1 Join Nature's Notebook > 2 **Set up your account** > 3 Start observing!

On this page you'll specify your site and select a species, plants and/or animals.

If you intended to join a shared site, return to [edit your profile](#) and join a partner group. Or create a new group by emailing groups@usapn.org.

Choose Your Site


Choose your site, the place where you want to observe. A site should be convenient and easily accessible, such as your backyard, or a favorite trail or park. After you set up your account, you may change your site or add more sites at any time.

Create site **Add a Public Site**

* Site Name: (e.g.; home, office, my front yard, etc.)

Address:

City: State: Zip Code:



CREATE SITE

Select a Plant

To select plant species you want to observe, type the common or scientific plant name in the "Plant Species" field and click the one you want.

Select an Animal

In the left box, select an animal(s) species that you will look for at your site. Click "Add to Checklist" to move them into the right box checklist. Save your checklist.

PROCEED TO STEP 3

User account

Join Natures Notebook

Log in

Request new password

Username *

Spaces are allowed; punctuation is not allowed except for periods, hyphens, apostrophes, and underscores.

E-mail address *

Your email address will not be publicly viewable or distributed outside USA-NPN.

Confirm e-mail address *

Please re-type your e-mail address to confirm it is accurate.

Password *

Password strength: _____

Confirm password *

Password must be at least 8 characters.

Nature's Notebook Quarterly

Participant Information

- I purchased a cloned lilac from Arbor Day Foundation.
- I am a NWS Cooperative Observer.

Partner Groups

- Audubon
- Belwin
- BLM Arcata Field Office
- Botanic Gardens and Arboretums
- Boyd Hill Nature Preserve Phenology Trail

- Western Arkansas Master Naturalists
- Western Shasta RCD, Shasta County CA
- Wisconsin Phenological Society
- Zumwalt Prairie Phenology

Selected items (click an item to uncheck it)

- [Nothing selected]*

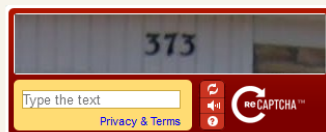
Join a group, to observe at a shared site.


Terms of Use

I agree with the [USA-NPN Website Terms of Use](#). *

Validation Question

This question is for testing whether you are a human visitor and to prevent automated spam submissions.



Type the text 

[Privacy & Terms](#)

CREATE NEW ACCOUNT

PAPERWORK REDUCTION ACT STATEMENT: In accordance with the Paperwork Reduction Act (44 U.S.C. 3501), please note the following. This information collection is authorized by Organic Act, 43 U.S.C. 31 et seq., 1879 and Fish and Wildlife Coordination Act. Your response is voluntary. We estimate that it will take approximately 13 minutes to register and [read guidelines](#) per new respondent. An agency may not conduct or sponsor and a person is not required to respond to a collection of information unless it displays a currently valid Office of Management and Budget control number. OMB has reviewed and approved this information collection and assigned OMB Control Number 1028-0103. You may submit comments on any aspect of this information collection, including the accuracy of the estimated burden hours and suggestions to reduce this burden. Send your comments to: Information Collection Clearance Officer, U.S. Geological Survey, 12201 Sunrise Valley Drive, MS 807, Reston, VA 20192.

OMB Control #: 1028-0103
Expiration Date: 01/31/2016

Set Up Your Account

- 1 Join Nature's Notebook
- 2 Set up your account
- 3 Start observing!

• Site was successfully created!

On this page you'll specify your site and select a species, plants and/or animals.

If you intended to join a shared site, return to [edit your profile](#) and join a partner group. Or create a new group by emailing groups@usapn.org.

Choose Your Site

Choose your site, the place where you want to observe. A site should be convenient and easily accessible, such as your backyard, or a favorite trail or park. After you set up your account, you may change your site or add more sites at any time.


Create site **Add a Public Site**

You've created a site. Now add some plants & animals.

* Site Name: (e.g.; home, office, my front yard, etc.)

Address:

City: State: Zip Code:



Map | Satellite

Map Data | Terms of Use | Report a map error

Select a Plant

To select plant species you want to observe, type the common or scientific plant name in the "Plant Species" field and click the one you want.

* Plant Species

* Nickname

Your Plants

SAVE THIS PLANT

Select an Animal

In the left box, select an animal(s) species that you will look for at your site. Click "Add to Checklist" to move them into the right box checklist. Save your checklist.

Create a list of animals you will look for at each site on each visit. Select among [available animals](#) from the box to the left and click 'Add to Checklist' to move them into your checklist. Save your checklist when you switch between species groups and when you're finished.

Site: [Add a new site](#)

Filters

State:

Species group:

Partner:

Species Available

Common Name	Scientific Name	Species Type
Acadian flycatcher	Empidonax vireoscens	Bird
acorn woodpecker	Melanerpes formicivorus	Bird
American alligator	Alligator mississippiensis	Reptile
American black duck	Anas rubripes	Bird
American bullfrog	Lithobates catesbeianus	Amphibian
American coot	Fulica americana	Bird
American crow	Corvus brachyrhynchos	Bird
American robin	Turdus migratorius	Bird

- ADD ALL
- ADD TO CHECKLIST
- REMOVE FROM CHECKLIST
- REMOVE ALL FROM CHECKLIST

My Checklist

Common Name Scientific Name Species Type

Common Name	Scientific Name	Species Type
-------------	-----------------	--------------

SAVE CHECKLIST

PROCEED TO STEP 3

Set Up Your Account

- 1 Join Nature's Notebook > 2 **Set up your account** > 3 Start observing!

• Site was successfully created!

On this page you'll specify your site and select a species, plants and/or animals.

If you intended to join a shared site, return to [edit your profile](#) and join a partner group. Or create a new group by emailing groups@usapn.org.

Choose Your Site

Choose your site, the place where you want to observe. A site should be convenient and easily accessible, such as your backyard, or a favorite trail or park. After you set up your account, you may change your site or add more sites at any time.


Create site [Add a Public Site](#)

You've created a site. Now add some plants & animals.

* Site Name: (e.g., home, office, my front yard, etc.)

Address:

City: State: Zip Code:



Map | Satellite

Map Data | Terms of Use | Report a map error

Select a Plant

To select plant species you want to observe, type the common or scientific plant name in the "Plant Species" field and click the one you want.

* Plant Species

* Nickname

Rocky Mountain m. (Acer glabrum)

Select an Animal

In the left box, select an animal(s) species that you will look for at your site. Click "Add to Checklist" to move them into the right box checklist. Save your checklist.

Create a list of animals you will look for at each site on each visit. Select among [available animals](#) from the box to the left and click 'Add to Checklist' to move them into your checklist. Save your checklist when you switch between species groups and when you're finished.

Site: [Add a new site](#)

Filters

State:

Species group:

Partner:

Species Available

Common Name	Scientific Name	Species Type
Acadian flycatcher	Empidonax vireoscens	Bird
acorn woodpecker	Melanerpes formicivorus	Bird
American alligator	Alligator mississippiensis	Reptile
American black duck	Anas rubripes	Bird
American bullfrog	Lithobates catesbeianus	Amphibian
American coot	Fulica americana	Bird
American crow	Corvus brachyrhynchos	Bird
American robin	Turdus migratorius	Bird

My Checklist

Common Name Scientific Name Species Type

- ADD ALL
- ADD TO CHECKLIST
- REMOVE FROM CHECKLIST
- REMOVE ALL FROM CHECKLIST

[SAVE CHECKLIST](#)

[PROCEED TO STEP 3](#)

Set Up Your Account

1 Join Nature's Notebook

> 2 Set up your account

> 3 Start observing!

- Your animal checklist was successfully saved

On this page you'll specify your site and select a species, plants and/or animals.

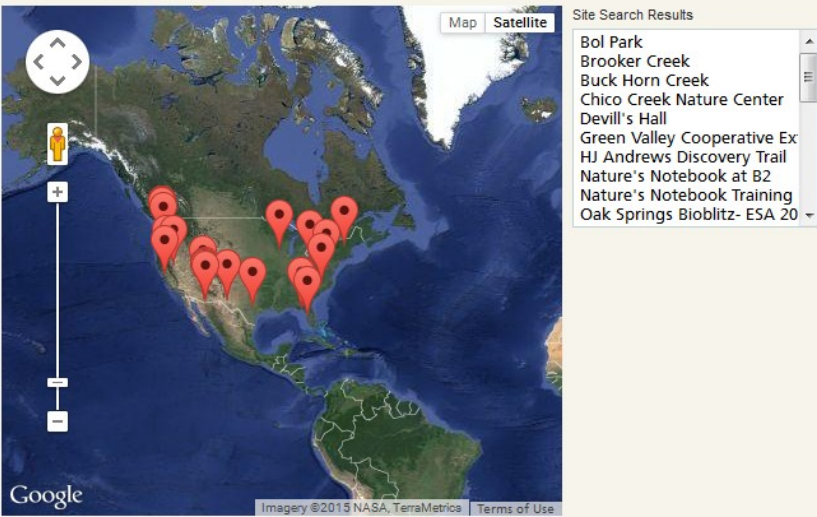
If you intended to join a shared site, return to [edit your profile](#) and join a partner group. Or create a new group by emailing groups@usapn.org.

Choose Your Site

Choose your site, the place where you want to observe. A site should be convenient and easily accessible, such as your backyard, or a favorite trail or park. After you set up your account, you may change your site or add more sites at any time.

Create site

Search by Name or ID



Map Satellite

Site Search Results

- Bol Park
- Brooker Creek
- Buck Horn Creek
- Chico Creek Nature Center
- Devill's Hall
- Green Valley Cooperative Ex
- HJ Andrews Discovery Trail
- Nature's Notebook at B2
- Nature's Notebook Training
- Oak Springs Bioblitz- ESA 20

If you would like to make observations at a site that's already been set up and designated as public by someone else, select that site on the map above.

Select a Plant

To select plant species you want to observe, type the common or scientific plant name in the "Plant Species" field and click the one you want.

Select an Animal

In the left box, select an animal(s) species that you will look for at your site. Click "Add to Checklist" to move them into the right box checklist. Save your checklist.

PROCEED TO STEP 3



Connecting People with Nature to Benefit Our Changing Planet

MY OBSERVATION DECK

OBSERVE ▾

FOR GROUPS ▾

MORE WAYS TO CONNECT ▾

Start Observing

- 1 Join Nature's Notebook
- > 2 Set up your account
- > 3 **Start observing!**

Congratulations, you're almost done. Once you've completed the two short items below on your own, you'll be able to visit your observation deck to start making observations!



Learn how to observe

Before beginning to observe, simply read the simple [Observation Guidelines](#). These guidelines will give you all the basics needed to start observing.



Create observation datasheets of your species

[Print paper datasheets](#), take them outside to observe, fill out.
OR Or skip datasheets altogether, instead entering your observations via [Android](#) or [iPhone](#) app.

[GO TO YOUR OBSERVATION DECK](#)

[FAQs](#) | [Terms of Use](#)

Nature's Notebook is a project of the USA National Phenology Network.

