



# U.S. Citizenship and Immigration Services






Immigration Records and Identity Services Directorate  
myE-Verify Screens  
Updated: October 21, 2020



# myE-Verify - System Security Warning

Official Website of the Department of Homeland Security



Home About myE-Verify Case Tracker Contact Us Self Check

## Welcome to myE-Verify!

myE-Verify is a free Web-based service that has something of value for everyone who works or is looking for a job in the United States.

## Coming soon to myE-Verify!

In the near future, myE-Verify will launch several enhancements to the program, as well as add new features.

[Log In](#)

[Create an account](#)

If you are logging into myE-Verify for the first time since April 28, 2019, you must access myE-Verify with your [USCIS online account](#), a safe and secure dashboard that connects you to a variety of USCIS services.

To create your USCIS online account, click on the

**WARNING:** You are about to access a Department of Homeland Security computer system. This computer system and data therein are property of the U.S. Government and provided for official U.S. Government information and use. There is no expectation of privacy when you use this computer system. The use of a password or any other security measure does not establish an expectation of privacy. By using this system, you consent to the terms set forth in this notice. You may not process classified national security information on this computer system. Access to this system is restricted to authorized users only. Unauthorized access, use, or modification of this system or of data contained herein, or in transit to/from this system, may constitute a violation of section 1030 of title 18 of the U.S. Code and other criminal laws. Anyone who accesses a Federal computer system without authorization or exceeds access authority, or obtains, alters, damages, destroys, or discloses information, or prevents authorized use of information on the computer system, may be subject to penalties, fines or imprisonment. This computer system and any related equipment is subject to monitoring for administrative oversight, law enforcement, criminal investigative purposes, inquiries into alleged wrongdoing or misuse, and to ensure proper performance of applicable security features and procedures. DHS may conduct monitoring activities without further notice.

**By clicking "I agree" below or by using this system, you consent to the terms set forth in this notice.**

[I Agree](#)




OMB Control No. 1615-0117  
Expiration Date 12/31/2020 [Paperwork Reduction Act](#)



U.S. Citizenship  
and Immigration  
Services

# myE-Verify Home Page

Official Website of the Department of Homeland Security



Home About myE-Verify ▾ Case Tracker Contact Us Self Check ▾

## Welcome to myE-Verify!

myE-Verify is a free Web-based service that has something of value for everyone who works or is looking for a job in the United States.

## Coming soon to myE-Verify!

In the near future, myE-Verify will launch several enhancements to the program, as well as add new features.

These enhancements will:

- Improve the Self Check TNC/mismatch process
- Provide easier to understand instructions for resolving a TNC
- Provide Self Check case status updates
- Add a myUploads feature that allows you to electronically submit documents to resolve a DHS TNC.

If you have questions related to the upgrades or need assistance contact myE-Verify Customer Support at [myeverifysupport@uscis.dhs.gov](mailto:myeverifysupport@uscis.dhs.gov)

[Log In](#)

[Create an account](#)

If you are logging into myE-Verify for the first time since April 28, 2019, you must access myE-Verify with your [USCIS online account](#), a safe and secure dashboard that connects you to a variety of USCIS services.

To create your USCIS online account, click on the "Create an account" button and provide your email address and a password. If you are using the same email address on file with myE-Verify, you will not be required to complete the Identity assurance process. If you create your USCIS account with a different email address, you must complete the Identity assurance process to access myE-Verify.

If you are an existing myE-Verify user and have already created your USCIS account, select "Login".

OMB Control No. 1615-0117  
Expiration Date 12/31/2020 [Paperwork Reduction Act](#)



U.S. Citizenship  
and Immigration  
Services

# myAccount Login/Create Account



U.S. Citizenship  
and Immigration  
Services

## Sign In

Email

Password

[Forgot your Password?](#)

[Show Password](#)

[Sign In](#)

One account for all of your USCIS needs.

[Create a new account.](#)

[Didn't receive confirmation instructions?](#)

## Legal

- [Department of Homeland Security Consent](#)
- [DHS Privacy Notice](#)
- [Paper Reduction Act Burden Disclosure Notice](#)

Self Service tool to  
reset password



U.S. Citizenship  
and Immigration  
Services

# myAccount Login - Two-Step Verification



U.S. Citizenship  
and Immigration  
Services

Please enter your verification code to continue.

Enter your verification  
code

A verification code has been sent to +1 ( [redacted] ) [redacted] . Please enter the code that you received. If you do not receive the code in 10 minutes, please [request a new verification code](#).

If you have lost access to +1 ( [redacted] ), enter your backup code instead, or contact the [USCIS Contact Center](#).

Secure verification code




Submit



U.S. Citizenship  
and Immigration  
Services

# myE-Verify Sign In - Existing User

Official Website of the Department of Homeland Security



Home About myE-Verify ▾ Self Lock Case History Case Tracker Contact Us Self Check ▾ Logout







## Welcome to myE-Verify

██████████, welcome to your personal myE-Verify account!

You can use this account to lock or unlock your Social Security number (SSN) in E-Verify, start a Self Check case, track your case status, see past uses of your SSN, and manage your myE-Verify account.

We are committed to protecting your privacy. To learn more about how we protect your privacy, read our [Privacy Notice](#).

### Account Features

<h4>Self Lock</h4> <p>Status: <span style="background-color: red; color: white; padding: 2px;">Unlocked</span></p> <p>Control the use of your Social Security number in E-Verify and Self Check</p> <p><a href="#">Manage Self Lock</a></p> 	<h4>Case History</h4> <p>See past use of your Social Security number in E-Verify</p> <p><a href="#">View History</a></p> 	<h4>My Account</h4> <p>Manage contact information, passwords, and more</p> <p><a href="#">Manage My Account</a></p> 
<h4>Case Tracker</h4> <p>Track your E-Verify case status</p> <p><a href="#">Track Case</a></p> 	<h4>Self Check</h4> <p>Confirm your employment eligibility status</p> <p><a href="#">Start Self Check</a></p> 	<h4>About myE-Verify</h4> <p>Learn more about myE-Verify accounts and features</p> <p><a href="#">Learn More</a></p> 



U.S. Citizenship  
and Immigration  
Services

# myAccount - Forgot Password



U.S. Citizenship  
and Immigration  
Services

## Forgot your Password?

Password reset instructions will be sent to both your primary and recovery email address (if you have one on record).

**Primary Email**

[Email Reset Instructions](#)

[Return to Sign in](#)

One account for all of your USCIS needs.

[Create a new account.](#)

[Didn't receive confirmation instructions?](#)

## Legal

- [Department of Homeland Security Consent](#)
- [DHS Privacy Notice](#)
- [Paper Reduction Act Burden Disclosure Notice](#)



U.S. Citizenship  
and Immigration  
Services

# myAccount - Forgot Password Email Link

From:

MyAccount@uscis.dhs.gov

Subject:

**Password reset instructions**

Date:

Mar 20, 2020 03:02:33 AM UTC

To:

qaicam+pwd\_sms@gmail.com

You have asked USCIS to reset your password to log in to your USCIS Account. To confirm your request, please click on the link below, or copy and paste the entire link into your browser.

[https://myaccount-dt.uscis.dhs.gov/users/password/edit?reset\\_password\\_token=MhBdAs-BG1yRLttji2Bz](https://myaccount-dt.uscis.dhs.gov/users/password/edit?reset_password_token=MhBdAs-BG1yRLttji2Bz)

Please note that this confirmation link expires in 6 hours and may require your immediate attention if you wish to access your online account in the future.


**PLEASE DO NOT REPLY TO THIS MESSAGE**



U.S. Citizenship  
and Immigration  
Services



# myAccount - Forgot Password

 U.S. Citizenship and Immigration Services

Please answer your personal Password Reset Questions to verify your identity.

---

What is the last name of your favorite childhood teacher?

---

What was the first team sport you played?

---

What is the first city you visited without your parents?

---



U.S. Citizenship and Immigration Services

# myAccount - Forgot Password



U.S. Citizenship  
and Immigration  
Services

## Change Your Password

Your password must be between 8 and 64 characters, and can contain letters, numbers, special characters and emojis.

[Password Tips](#)

New password

[Show Password](#)

Password strength:

Confirm your new password

[Show Password](#)

[Change my password](#)



U.S. Citizenship  
and Immigration  
Services

# myAccount - Tech Support PW Reset

**From:** [MyAccount@uscis.dhs.gov](mailto:MyAccount@uscis.dhs.gov) <[MyAccount@uscis.dhs.gov](mailto:MyAccount@uscis.dhs.gov)>

**Sent:** Tuesday, June 23, 2020 9:07:34 AM

**To:** [REDACTED]

**Subject:** Password reset instructions

Your USCIS account has been reset by a tech support representative. In order to continue, you must confirm your email address. To confirm your email address, please click on the link below, or copy and paste the entire link into your browser.

[https://myaccount.uscis.gov/users/confirmation?confirmation\\_token=9sFZ\\_qAeH1NxGuRRsSFV](https://myaccount.uscis.gov/users/confirmation?confirmation_token=9sFZ_qAeH1NxGuRRsSFV)

Please note that this confirmation link expires in 24 hours and may require your immediate attention if you wish to access your online account in the future.

If you require additional assistance logging into your account, please contact the USCIS Contact Center via the web form at <https://my.uscis.gov/account/v1/needhelp>.

**PLEASE DO NOT REPLY TO THIS MESSAGE**



**U.S. Citizenship  
and Immigration  
Services**

# myAccount - Sign Up



U.S. Citizenship  
and Immigration  
Services

## Sign Up

Your USCIS account is only for you. Do not create a shared account with family or friends. Individual accounts allow us to best serve you and protect your personal information.

You must provide your email address below if you are the one who is filing a form online, submitting an online request, or tracking a case.

### Email

### Email confirmation

Your email address is used to log in to your USCIS Account. All USCIS email communications will be sent to this address.

[Sign Up](#)

Already have an account?

[Sign In](#)

## Legal

- [Department of Homeland Security Consent](#)
- [DHS Privacy Notice](#)
- [Paper Reduction Act Burden Disclosure Notice](#)



U.S. Citizenship  
and Immigration  
Services

# myAccount - Confirm Email



U.S. Citizenship  
and Immigration  
Services

A USCIS Account confirmation email has been sent to positive@gmail.com. Please follow the instructions in the email to confirm your USCIS Account request. If you do not receive the confirmation email within the next 10 minutes, please return to this page and request your confirmation instructions again.

## Sign In

Email

Password

[Forgot your Password?](#)

[Show Password](#)

[Sign In](#)

One account for all of your USCIS needs.

[Create a new account.](#)

[Didn't receive confirmation instructions?](#)

## Legal

- [Department of Homeland Security Consent](#)
- [DHS Privacy Notice](#)
- [Paper Reduction Act Burden Disclosure Notice](#)



U.S. Citizenship  
and Immigration  
Services

# myAccount - Confirm Email

To continue creating your USCIS Account, you must confirm your email address. To confirm your email address, please click on the link below, or copy and paste the entire link into your browser.

[https://myaccount-dt.uscis.dhs.gov/users/confirmation?confirmation\\_token=S8ijo6puKF-a6dP-gNBq](https://myaccount-dt.uscis.dhs.gov/users/confirmation?confirmation_token=S8ijo6puKF-a6dP-gNBq)

Please note that this confirmation link expires in 24 hours and may require your immediate attention if you wish to access your online account in the future.

If you require additional assistance logging into your account, please contact the USCIS Contact Center via the web form at

<https://my.uscis.gov/account/v1/needhelp>.

**PLEASE DO NOT REPLY TO THIS MESSAGE**



U.S. Citizenship  
and Immigration  
Services

# myAccount - Create Password



U.S. Citizenship  
and Immigration  
Services

## Create a Password

Your password must be between 8 and 64 characters, and can contain letters, numbers, special characters and emojis.

[Password Tips](#)

Password

[Show Password](#)

Password strength:

Password confirmation

[Show Password](#)

Submit



U.S. Citizenship  
and Immigration  
Services

# myAccount - Two-Step Verification



U.S. Citizenship  
and Immigration  
Services

Your email address has been successfully confirmed.

## Two-Step Verification Method

Every time you log in, you will be given a verification code. What is your preferred method to receive your verification code?

**Use an Authentication App**  
Retrieve codes from an authentication app (such as Authy or Google Authenticator) on your mobile device.

What is an  
Authentication  
App?

**SMS Text Message**  
Receive a text message to your mobile device when signing in.

**Email**  
Receive an Email when signing in.

You can use most Time-Based, One-Time Password (TOTP) applications for added security, which will ask you to enter a unique verification code generated by the selected application on your mobile device.

USCIS advises that you read the privacy policies of any application you use, especially if you share any personal information. USCIS is not responsible for the information collection practices of non-USCIS applications.

Submit



U.S. Citizenship  
and Immigration  
Services



# myAccount - Verification Code



U.S. Citizenship  
and Immigration  
Services

Your two-step verification method has been set. Please confirm that it works.

Enter your verification  
code

A verification code has been sent to [bluestar21test@testing.com](mailto:bluestar21test@testing.com). Please enter the code that you received. If you do not receive the code in 10 minutes, please [request a new verification code](#).

If you have lost access to [bluestar21test@testing.com](mailto:bluestar21test@testing.com), enter your backup code instead, or contact the [USCIS Contact Center](#).

Secure verification code

Submit



U.S. Citizenship  
and Immigration  
Services

# myAccount - Verification Backup Code

## Two-Step Verification Backup Code

If you lose access to your authentication device (you get a new mobile device or change your phone number), you can use this backup code to login to your USCIS account. If you change and confirm a new two-step verification method preference, your old code will no longer work.

**Please print or save a copy of this code, and store it somewhere safe so that you are not locked out of your account.**

Your backup code is: 1cfcae5c35

Export As PDF

Proceed



U.S. Citizenship  
and Immigration  
Services

# myAccount - Password Reset QAs

## Provide Password Reset Answers

Set five security questions. You must remember the answers to these questions if you ever need to reset your password.

### Question #1

What is the last name of your favorite childhood teacher? ▼

### Question #1 Response

### Question #2

In what city/town did you meet your spouse? ▼

### Question #2 Response

### Question #3

What is the name of the company of your first paid job? ▼



U  
a  
S

# Terms of Service



[Home](#) [About myE-Verify](#) [Contact Us](#) [Self Check](#)

## Our Policy

You're almost done creating your myE-Verify account!

To continue with creating your account, you must read and accept the myE-Verify Terms of Service.

### myE-Verify Terms of Service

+ [Click to expand the myE-Verify Terms of Service](#)

By checking this box, I represent that I am authorized to accept them and that I have read, understand, and agree to abide by them.

[Return Home](#)

[Continue](#)



U.S. Citizenship  
and Immigration  
Services

# What Happens Next for New Users



[Home](#) [About myE-Verify](#) [Contact Us](#) [Self Check](#)

[Print](#)

## What Happens Next

USCIS is committed to protecting your privacy and that's why we require you to complete an identity proofing quiz. We use a third party identity assurance provider to generate questions that only you should be able to answer.

To learn more about how USCIS protects your privacy, please read our [Privacy Notice](#).

You understand that by clicking on I AGREE button below, you are providing 'written instructions' to USCIS under the Fair Credit Reporting Act authorizing USCIS to obtain information from your personal credit report or other information from Experian. You authorize USCIS to obtain such information solely to validate your identity for the purposes of using myE-Verify and its features.

I AGREE

I DO NOT AGREE



U.S. Citizenship  
and Immigration  
Services

# What Happens Next - Do Not Agree



[Home](#) [About myE-Verify](#) ▾ [Contact Us](#) [Self Check](#) ▾

## Account Creation Canceled

You have selected to cancel the myE-Verify account setup process.

In the future if you decide you would like access to all the great features myE-Verify has to offer, use your username and password to reactivate your account and complete the account creation process.




We hope to see you soon.

[Return Home](#)



U.S. Citizenship  
and Immigration  
Services

# Identity Proofing Quiz



Home About myE-Verify Contact Us Self Check

ESTABLISH IDENTITY

1 Enter ID Data 2 Take a Quiz

## Enter Your Identifying Information


The information that you enter below will be used by a third party identity assurance service to generate questions. Every Self Check user is required to answer these questions to ensure that an individual is only allowed to perform an employment eligibility check on his or her own records. The name and date of birth entered below will be "locked in" for use in the employment eligibility check later.

\* All fields marked with an asterisk are required.

[+ Click for more detailed instructions on using this form](#)

### Personal Information

\* First Name:  MI:  \* Last Name:

\* Date of Birth:   \* Social Security Number:

### Address

\* Address:

Address 2:

\* City:  \* State:  \* Zip Code:

\* Phone Number:

Neither the Department of Homeland Security nor any component Agency or program will know the questions you are asked or the answers that you choose. In addition, all information entered above will be deleted from the Self Check system at the end of your session. Once we know from the identity authentication service that you have proven your identity, we are ready to let you query government databases and determine your work eligibility.

Details about the Self Check policy are located in the privacy statement found on the previous screen.

Please review the information above before proceeding.



U.S. Citizens  
and Immigrant  
Services

# Identity Proofing Quiz



[Home](#) [About myE-Verify](#) [Contact Us](#) [Self Check](#)

## ESTABLISH IDENTITY

1 Enter ID Data

2 Take a Quiz

## Review and Confirm the Information Provided

Please review the information below before continuing. If there are any errors, please click the **Edit Information** button to edit the information.

Name: **Roger D Stanley**

Date of Birth: **December 09, 1949**

Social Security Number: **666-54-2396**

Address: **100 50TH ST SW APT 125  
Grand Rapids, MI 49548**

Phone Number: **6165311574**

Edit Information




Confirm Information



U.S. Citizenship  
and Immigration  
Services



# Identity Proofing Quiz



[Home](#) [About myE-Verify](#) [Contact Us](#) [Self Check](#)

ESTABLISH IDENTITY

1 Enter ID Data **2 Take a Quiz**

## Identity Proofing Quiz

You have five minutes to answer all four questions. Time Remaining: 04:35

According to your credit profile, you may have opened a mortgage loan in or around May 2016. Please select the lender to whom you currently make your mortgage payments. If you do not have a mortgage, select 'NONE OF THE ABOVE/DOES NOT APPLY'.

- HOUSEHOLD BANK
- NORWEST BANK
- MID AMERICA MORTGAGE
- FANNIE MAE
- NONE OF THE ABOVE/DOES NOT APPLY

You may have opened an auto loan or auto lease in or around July 2015. Please select the dollar amount range in which your monthly auto loan or lease payment falls. If you have not had an auto loan or lease with any of these amount ranges now or in the past, please select 'NONE OF THE ABOVE/DOES NOT APPLY'.

- \$235 - \$334
- \$335 - \$434
- \$435 - \$534
- \$535 - \$634
- NONE OF THE ABOVE/DOES NOT APPLY

Which of the following institutions do you have a bank account with? If there is not a matched bank name, please select 'NONE OF THE ABOVE'.

- TRANSAMERICA
- SMITH-BRNEY S AND L
- DEPOSIT BANK
- CIBC
- NONE OF THE ABOVE/DOES NOT APPLY

Which one of the following retail credit cards do you have? If there is not a matched retail credit card, please select 'NONE OF THE ABOVE'.

- INNOVATIONS
- HAMMACHER SCHLEMMER
- GEMCO
- TENNIS WAREHOUSE
- NONE OF THE ABOVE/DOES NOT APPLY

Cancel Submit



U.S. Citizenship  
and Immigration  
Services

# Identity Proofing Quiz - Pass Successful

**myE-Verify**

U.S. DEPARTMENT OF HOMELAND SECURITY U.S. SOCIAL SECURITY ADMINISTRATION

Home About myE-Verify Self Lock Case Activity Account Contact Us Self Check Logout

## Welcome to myE-Verify

Roger, welcome to your personal myE-Verify account!

You can use this account to lock or unlock your Social Security number (SSN) in E-Verify, start a Self Check case, track your case status, see past uses of your SSN, and manage your myE-Verify account.

We are committed to protecting your privacy. To learn more about how we protect your privacy, read our [Privacy Notice](#).

### Account Features

- Self Check**  
Confirm your employment eligibility status  
[Start Self Check](#)
- myUploads**  
Upload documents to DHS  
[myUploads](#)
- Self Lock**  
Status: Unlocked  
Control the use of your Social Security number in E-Verify and Self Check  
[Manage Self Lock](#)
- Case Tracker**  
Track your E-Verify case status  
[Track Case](#)
- Case History**  
See past use of your Social Security number in E-Verify  
[View History](#)
- My Account**  
Manage contact information, passwords, and more  
[Manage My Account](#)
- About myE-Verify**  
Learn more about myE-Verify accounts and features  
[Learn More](#)



U.S. Citizen  
and Immigration  
Services

# Identity Proofing Quiz - Fail



[Home](#) [About myE-Verify](#) [Contact Us](#) [Self Check](#)

ESTABLISH IDENTITY

1 Enter ID Data

2 Take a Quiz

## Unable To Confirm Identity – What Happens Next

We were not able to confirm your identity at this time based on the information you provided.

If you think the information you entered is incorrect, select “Try Again”. You will be able to review and change your information and another quiz will be generated for you.

If you do not want to try again, select “Close” and you will be returned to the myE-Verify home page.

### Learn More

[Confirm Your Credit Information](#)



[Confirm Your Government Records](#)



Close

Try Again



U.S. Citizenship  
and Immigration  
Services

# Identity Proofing Quiz - Unable to Generate Quiz



[Home](#) [About myE-Verify](#) [Contact Us](#) [Self Check](#)

## ⊖ Unable to Generate Quiz - What Happens Next

The third party identity assurance provider was not able to generate enough information about you to create a quiz to confirm your identity.

There may be several reasons why the IdP could not generate a quiz for you. Click to expand each section below to learn more.

### Learn More

Why a quiz could not be generated for you

+

Confirm Your Credit Information

+

Confirm Your Government Records

+

[Return Home](#)





U.S. Citizenship  
and Immigration  
Services

# myE-Verify Dashboard - Self Check

Official Website of the Department of Homeland Security

**myE-Verify**



Home About myE-Verify Self Lock Case History Case Tracker Contact Us Self Check Logout







## Welcome to myE-Verify

[Redacted], welcome to your personal myE-Verify account!

You can use this account to lock or unlock your Social Security number (SSN) in E-Verify, start a Self Check case, track your case status, see past uses of your SSN, and manage your myE-Verify account.

We are committed to protecting your privacy. To learn more about how we protect your privacy, read our [Privacy Notice](#).

### Account Features

<h4>Self Lock</h4> <p>Status: <span style="background-color: red; color: white; padding: 2px;">Unlocked</span></p> <p>Control the use of your Social Security number in E-Verify and Self Check</p> <p><a href="#">Manage Self Lock</a></p> 	<h4>Case History</h4> <p>See past use of your Social Security number in E-Verify</p> <p><a href="#">View History</a></p> 	<h4>My Account</h4> <p>Manage contact information, passwords, and more</p> <p><a href="#">Manage My Account</a></p> 
<h4>Case Tracker</h4> <p>Track your E-Verify case status</p> <p><a href="#">Track Case</a></p> 	<h4>Self Check</h4> <p>Confirm your employment eligibility status</p> <p><a href="#">Start Self Check</a></p> 	<h4>About myE-Verify</h4> <p>Learn more about myE-Verify accounts and features</p> <p><a href="#">Learn More</a></p> 



U.S. Citizenship  
and Immigration  
Services

# Self Check - Enter Personal Data



[Home](#) [About myE-Verify](#) [Self Lock](#) [Case History](#) [Case Tracker](#) [Contact Us](#) [Self Check](#) [Logout](#)

ESTABLISH IDENTITY

CONFIRM WORK ELIGIBILITY

1 Enter ID Data 2 Take a Quiz 3 Enter Document Data 4 Get Results

## Enter Your Citizenship Status and Document Details

Welcome back to Self Check! You have successfully completed the Identity assurance process and are ready to confirm your work eligibility.

The information you enter below will be compared to Social Security Administration and Department of Homeland Security records to determine if you would be successfully authorized by the E-Verify system.

Please select from the citizenship options below and then choose the documentation you have that confirms your eligibility to work in the United States.

\* All fields marked with an asterisk are required.

### PERSONAL INFORMATION

Please provide your personal information:

\* First Name:  MI:  \* Last Name:

---

\* Date of Birth:   \* Social Security Number:

[+ Click for more detailed instructions on using this form](#)

[Next](#)



U.S. Citizenship and Immigration Services

# Self Check - Citizenship Selection

myE-Verify



[Home](#) [About myE-Verify](#) [Self Lock](#) [Case History](#) [Case Tracker](#) [Self Check](#) [My Account](#)

[Logout](#)

ESTABLISH IDENTITY

CONFIRM WORK ELIGIBILITY

✓ Enter ID Data

✓ Take a Quiz

3 Enter Document Data

4 Get Results

## Enter Your Citizenship Status and Document Details

Welcome back to Self Check! You have successfully completed the identity assurance process and are ready to confirm your work eligibility.

The information you enter below will be compared to Social Security Administration and Department of Homeland Security records to determine if you would be successfully authorized by the E-Verify system.

Please select from the citizenship options below and then choose the documentation you have that confirms your eligibility to work in the United States.

\*All fields marked with an asterisk are required.

### PERSONAL INFORMATION

[Edit](#)

Name:

Date of Birth:

Social Security Number:

### CITIZENSHIP STATUS

Please select a citizenship status:

- A citizen of the United States
- A noncitizen national of the United States
- A lawful permanent resident
- An Alien authorized to work

[+ Click to view more detailed instructions.](#)

[Next](#)



U.S. Citizenship  
and Immigration  
Services


# Self Check - Document Selection

U.S. Citizen



## DOCUMENT INFORMATION

Please select your document type: [?](#)

- Social Security number 
- U.S. Passport or Passport Card

Please record the following document information:

Document Type:


Document Number:

[+ Click to view more detailed instructions.](#)

U.S. Citizen can choose SSN or U.S. Passport or Passport Card

## DOCUMENT INFORMATION

Please select your document type: [?](#)


- Social Security number
- U.S. Passport or Passport Card 

Please record the following document information:

Document Type:

\* Document Number:

\* Document Expiration Date: [?](#)



[+ Click to view more detailed instructions.](#)




# Self Check - Document Selection

Noncitizen National of the United States



## DOCUMENT INFORMATION

Please select your document type: [?](#)

- Social Security number 
- U.S. Passport or Passport Card

Please record the following document information:

Document Type:

Social Security number


Document Number:

[+ Click to view more detailed instructions.](#)

Noncitizen National of the United States can choose SSN or U.S. Passport or Passport Card

## DOCUMENT INFORMATION

Please select your document type: [?](#)

- Social Security number
- U.S. Passport or Passport Card 

Please record the following document information:

Document Type:

U.S. Passport or Passport Card

\* Document Number:

\* Document Expiration Date: [?](#)



[+ Click to view more detailed instructions.](#)


# Self Check - Document Selection

Lawful Permanent Resident



## CITIZENSHIP STATUS

Please select a citizenship status: <sup>?</sup>

- A citizen of the United States
- A noncitizen national of the United States
- A lawful permanent resident 
- An Alien authorized to work

LPR must provide A#

1

Please provide your Alien Number:

\* Alien Number:

+ [Click to view more detailed instructions.](#)



U.S. Citizenship  
and Immigration  
Services


# Self Check - Document Selection

Lawful Permanent Resident



## DOCUMENT INFORMATION

Please select your document type: <sup>?</sup>

- Social Security number 
- Permanent Resident Card or Alien Registration Receipt Card (Form I-551)
- Foreign Passport with temporary I-551 stamp or printed notation on a MRIV
- Arrival/Departure Record (Form I-94) with temporary I-551 stamp or refugee admission stamp(receipt)

Please record the following document information:

Document Type:

Social Security number

Document Number:

[Redacted]

[+ Click to view more detailed instructions.](#)

After entering the A#,  
LPR can select from  
these documents

2  
A




U.S. Citizenship  
and Immigration  
Services


# Self Check - Document Selection

Lawful Permanent Resident

## DOCUMENT INFORMATION

Please select your document type: [?](#)

- Social Security number
- Permanent Resident Card or Alien Registration Receipt Card (Form I-551) 
- Foreign Passport with temporary I-551 stamp or printed notation on a MRIV
- Arrival/Departure Record (Form I-94) with temporary I-551 stamp or refugee admission stamp(receipt)



Please record the following document information:

Document Type:

Permanent Resident Card or Alien Registration F

\* Document Number:

[+ Click to view more detailed instructions.](#)



U.S. Citizenship  
and Immigration  
Services


# Self Check - Document Selection


Lawful Permanent Resident



## DOCUMENT INFORMATION

Please select your document type: <sup>?</sup>

- Social Security number
- Permanent Resident Card or Alien Registration Receipt Card (Form I-551)
- Foreign Passport with temporary I-551 stamp or printed notation on a MRIV 
- Arrival/Departure Record (Form I-94) with temporary I-551 stamp or refugee admission stamp(receipt)



Please record the following document information:

Document Type:

Foreign Passport with temporary I-551 stamp or

\* Document Number:

\* Country of Issuance:

Select

\* Document Expiration Date: <sup>?</sup>



+ [Click to view more detailed instructions.](#)

Next




U.S. Citizenship  
and Immigration  
Services

# Self Check - Document Selection

Lawful Permanent Resident

## DOCUMENT INFORMATION

Please select your document type: [?](#)

- Social Security number
- Permanent Resident Card or Alien Registration Receipt Card (Form I-551)
- Foreign Passport with temporary I-551 stamp or printed notation on a MRIV
- Arrival/Departure Record (Form I-94) with temporary I-551 stamp or refugee admission stamp(receipt) 

2  
D

Please record the following document information:

Document Type:

Arrival/Departure Record (Form I-94) with tempo

Document Expiration Date: [?](#)



[+ Click to view more detailed instructions.](#)




U.S. Citizenship  
and Immigration  
Services

# Self Check - Document Selection

Alien Authorized to Work

## CITIZENSHIP STATUS

Please select a citizenship status: 

- A citizen of the United States
- A noncitizen national of the United States
- A lawful permanent resident
- An Alien authorized to work 

Please provide your Alien Number, Form I-94 Admission Number, or Foreign Passport Number:

- Alien Number
- Form I-94 Admission Number
- Foreign Passport Number

[+ Click to view more detailed instructions.](#)

1

Alien Authorized  
to Work must  
provide A#, I-94 #,  
or Foreign  
Passport Number



U.S. Citizenship  
and Immigration  
Services

# Self Check - Document Selection

## Alien Authorized to Work



### CITIZENSHIP STATUS

Please select a citizenship status: <sup>e</sup>

- A citizen of the United States
- A noncitizen national of the United States
- A lawful permanent resident
- An Alien authorized to work

Please provide your Alien Number, Form I-94 Admission Number, or Foreign Passport Number:

- Alien Number
- Form I-94 Admission Number
- Foreign Passport Number

\* Alien Number:

+ Click to view more detailed instructions.

1

### DOCUMENT INFORMATION

Please select your document type: <sup>e</sup>

- Social Security number
- Employment Authorization Document (Form I-766)
- Foreign Passport with Arrival/Departure Record (Form I-94)

Please record the following document information:

Document Type:

Document Number:

+ Click to view more detailed instructions.

2  
A

### DOCUMENT INFORMATION

Please select your document type: <sup>e</sup>

- Social Security number
- Employment Authorization Document (Form I-766)
- Foreign Passport with Arrival/Departure Record (Form I-94)

Please record the following document information: <sup>e</sup>

Document Type:

\* Document Number:

\* Document Expiration Date: <sup>e</sup>

+ Click to view more detailed instructions.

2  
B

### DOCUMENT INFORMATION

Please select your document type: <sup>e</sup>

- Social Security number
- Employment Authorization Document (Form I-766)
- Foreign Passport with Arrival/Departure Record (Form I-94)

Please record the following document information:

Document Type:

\* Foreign Passport Number:

\*Country of Issuance:

Document Expiration Date: <sup>e</sup>

+ Click to view more detailed instructions.

2  
C

Alien Authorized to Work chooses A#, they can provide the following document types: Social Security Number, Employment Authorization Document, or Foreign Passport with Arrival/Departure Record



U.S. Citizenship and Immigration Services




# Self Check - Document Selection

Alien Authorized to Work

Please provide your Alien Number, Form I-94 Admission Number, or Foreign Passport Number:

Alien Number

Form I-94 Admission Number 


Foreign Passport Number

\* Form I-94 Admission Number:

[+ Click to view more detailed instructions.](#)

1

## DOCUMENT INFORMATION

Please select your document type: 

- Social Security number 
- Foreign Passport with Arrival/Departure Record (Form I-94)

Please record the following document information:

Document Type:

Social Security number


Document Number:

[+ Click to view more detailed instructions.](#)

2  
A

## DOCUMENT INFORMATION

Please select your document type: 

- Social Security number
- Foreign Passport with Arrival/Departure Record (Form I-94) 

Please record the following document information:

Document Type:

Foreign Passport with Arrival/Departure Record |

\* Foreign Passport Number:

\*Country of Issuance:

Select

Document Expiration Date: 

[+ Click to view more detailed instructions.](#)

2  
B

Alien Authorized to Work chooses Form I-94#, they can provide the following document types: Social Security Number or Foreign Passport with Arrival/Departure Record




U.S. Citizenship  
and Immigration  
Services

# Self Check - Document Selection

Alien Authorized to Work

Please provide your Alien Number, Form I-94 Admission Number, or Foreign Passport Number:

- Alien Number
- Form I-94 Admission Number
- Foreign Passport Number 


\* Foreign Passport Number:


\*Country of Issuance:

+ Click to view more detailed instructions.

1

## DOCUMENT INFORMATION

Please select your document type: 

- Social Security number 

Please record the following document information:

Document Type:

Social Security number

Document Number:

+ Click to view more detailed instructions.

2

Alien Authorized to Work chooses A#, they can provide the following document types: Social Security Number.



U.S. Citizenship  
and Immigration  
Services

# Self Check - Document Selection

Visa Number - Optional

ADDITIONAL INFORMATION (OPTIONAL)

Please provide any additional information: [?](#)

Visa Number:

[+ Click to view more detailed instructions.](#)




[Next](#)

- LPR: Foreign Passport with temporary I-551 stamp or printed notation on a MRIV
- Alien Authorized to Work: Alien Number: Foreign Passport with Arrival/Departure Record (Form I-94)
- Alien Authorized to Work: Form I-94 Admission Number: Foreign Passport with Arrival/Departure Record (Form I-94)



U.S. Citizenship  
and Immigration  
Services

# Self Check - Confirm Information



[Home](#) [About myE-Verify](#) [Self Lock](#) [Case History](#) [Case Tracker](#) [Contact Us](#) [Self Check](#) [Logout](#)

ESTABLISH IDENTITY

CONFIRM WORK ELIGIBILITY

1 Enter ID Data 2 Take a Quiz 3 Enter Document Data 4 Get Results

## Enter Your Citizenship Status and Document Details

Welcome back to Self Check! You have successfully completed the Identity assurance process and are ready to confirm your work eligibility.

The information you enter below will be compared to Social Security Administration and Department of Homeland Security records to determine if you would be successfully authorized by the E-Verify system.

Please select from the citizenship options below and then choose the documentation you have that confirms your eligibility to work in the United States.

\* All fields marked with an asterisk are required.

PERSONAL INFORMATION [Edit](#)

Name: \_\_\_\_\_

Date of Birth: \*\*/\*\*/\*\*\*\*

Social Security Number: \*\*\*-\*\*-\*\*\*\*

CITIZENSHIP STATUS [Edit](#)

Citizenship Status: A citizen of the United States

DOCUMENT INFORMATION [Edit](#)

Document Type: Social Security number

Document Number: \_\_\_\_\_

Please review the information above for accuracy before continuing. An error in the information you provide may prevent Self Check from immediately verifying your employment eligibility.

After review, click the button below to submit the information for an employment eligibility check.

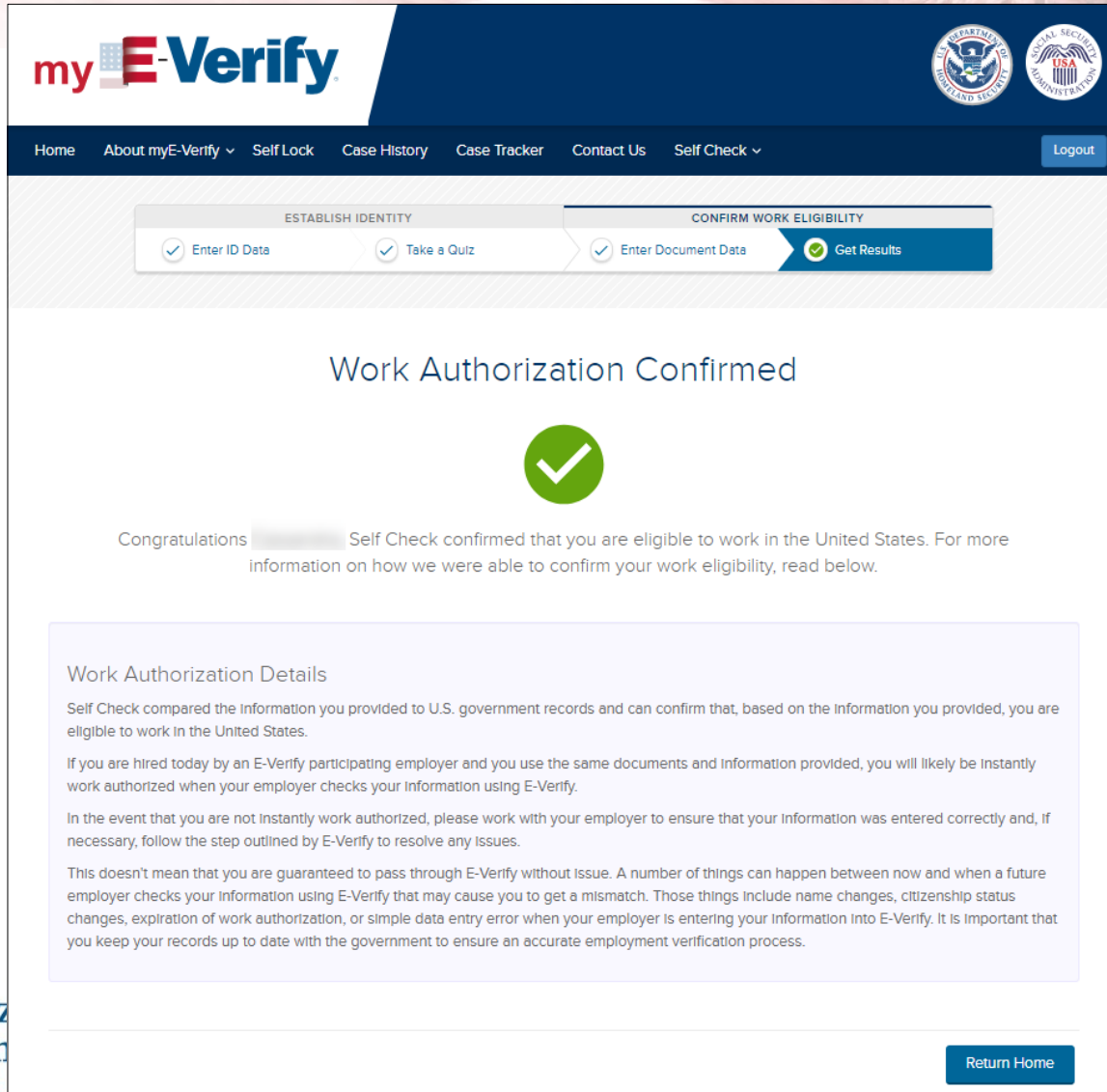
[Continue](#)



U.S. Citizen  
and Immigrant  
Services

# Self Check - Case Results

Employment Authorized






The screenshot shows the myE-Verify website interface. At the top, there is a navigation bar with the myE-Verify logo and several menu items: Home, About myE-Verify, Self Lock, Case History, Case Tracker, Contact Us, and Self Check. A Logout button is also present. Below the navigation bar, a progress bar indicates the steps taken: 'ESTABLISH IDENTITY' (with sub-steps 'Enter ID Data' and 'Take a Quiz') and 'CONFIRM WORK ELIGIBILITY' (with sub-steps 'Enter Document Data' and 'Get Results'). The 'Get Results' step is highlighted with a green checkmark. The main content area displays the message 'Work Authorization Confirmed' with a large green checkmark icon. Below this, a congratulatory message states: 'Congratulations [redacted] Self Check confirmed that you are eligible to work in the United States. For more information on how we were able to confirm your work eligibility, read below.' A section titled 'Work Authorization Details' contains the following text: 'Self Check compared the information you provided to U.S. government records and can confirm that, based on the information you provided, you are eligible to work in the United States. If you are hired today by an E-Verify participating employer and you use the same documents and information provided, you will likely be instantly work authorized when your employer checks your information using E-Verify. In the event that you are not instantly work authorized, please work with your employer to ensure that your information was entered correctly and, if necessary, follow the step outlined by E-Verify to resolve any issues. This doesn't mean that you are guaranteed to pass through E-Verify without issue. A number of things can happen between now and when a future employer checks your information using E-Verify that may cause you to get a mismatch. Those things include name changes, citizenship status changes, expiration of work authorization, or simple data entry error when your employer is entering your information into E-Verify. It is important that you keep your records up to date with the government to ensure an accurate employment verification process.' At the bottom right of the page, there is a 'Return Home' button.



U.S. Citizen  
and Immigrant  
Services

# Self Check - Case Results


SSA Pre-Tentative Nonconfirmation



Home About myE-Verify ▾ Self Lock Case Activity ▾ Account ▾ Contact Us Self Check ▾ [Logout](#)

ESTABLISH IDENTITY CONFIRM WORK ELIGIBILITY

✓ Enter ID Data ✓ Take a Quiz 3 Enter Document Data 4 Get Results



Please Confirm Information

An initial check of your records indicates that you may have mistyped some information from the document indicated. Please review the information you provided and correct any errors.

\* Social Security Number:

[Continue](#)



U.  
an  
Services

# Self Check - Case Results

DHS Pre-Tentative Nonconfirmation



Home About myE-Verify ▾ Self Lock Case Activity ▾ Account ▾ Contact Us Self Check ▾

Logout

ESTABLISH IDENTITY

✓ Enter ID Data

✓ Take a Quiz

CONFIRM WORK ELIGIBILITY

3 Enter Document Data

4 Get Results



## Please Confirm Information

An initial check of your records indicates that you may have mistyped some information from the document indicated. Please review the information you provided and correct any errors.

\* First Name:

Elaine

\* Last Name:

Goodell

\* Date of Birth: ⓘ

06/09/1977



\* Alien Number:

123456564

\* Foreign Passport Number:

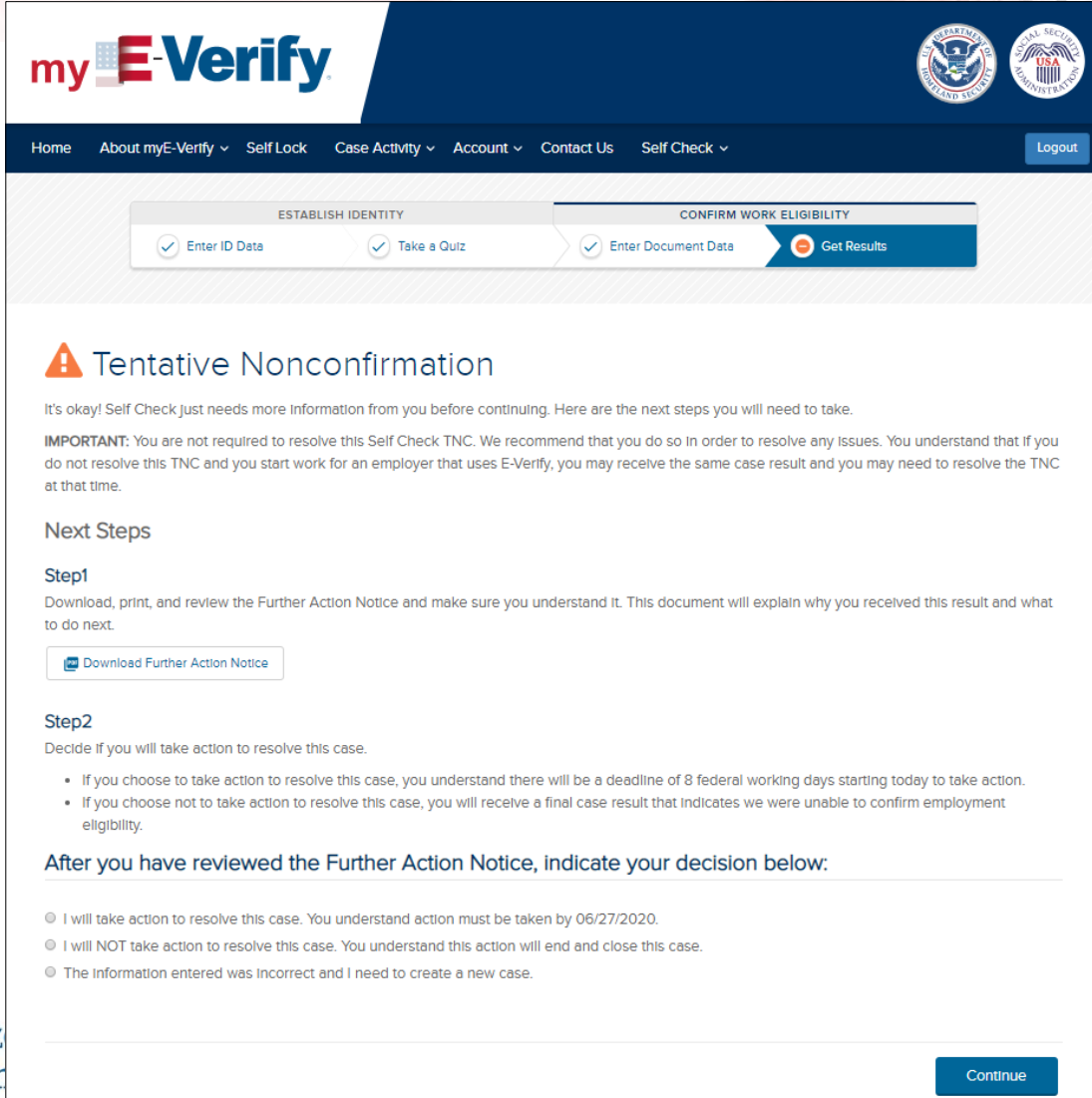
123454611564

Continue



# Self Check - Case Results

## Tentative Nonconfirmation



The screenshot shows the myE-Verify interface. At the top, there are logos for the U.S. Department of Homeland Security and the Social Security Administration. A navigation bar includes links for Home, About myE-Verify, Self Lock, Case Activity, Account, Contact Us, and Self Check, along with a Log out button. A progress bar indicates the current step: 'CONFIRM WORK ELIGIBILITY' with 'Get Results' as the active step. The main content area displays a warning icon and the title 'Tentative Nonconfirmation'. Below this, there is explanatory text and a section for 'Next Steps' with two steps: Step 1 (Download Further Action Notice) and Step 2 (Decide if you will take action to resolve this case). Step 2 includes a bulleted list of options. At the bottom, there are radio button options for the user's decision and a 'Continue' button.

**myE-Verify**

ESTABLISH IDENTITY | CONFIRM WORK ELIGIBILITY

Enter ID Data | Take a Quiz | Enter Document Data | **Get Results**

### ⚠ Tentative Nonconfirmation

It's okay! Self Check just needs more information from you before continuing. Here are the next steps you will need to take.

**IMPORTANT:** You are not required to resolve this Self Check TNC. We recommend that you do so in order to resolve any issues. You understand that if you do not resolve this TNC and you start work for an employer that uses E-Verify, you may receive the same case result and you may need to resolve the TNC at that time.

#### Next Steps

**Step1**  
Download, print, and review the Further Action Notice and make sure you understand it. This document will explain why you received this result and what to do next.

[Download Further Action Notice](#)

**Step2**  
Decide if you will take action to resolve this case.

- If you choose to take action to resolve this case, you understand there will be a deadline of 8 federal working days starting today to take action.
- If you choose not to take action to resolve this case, you will receive a final case result that indicates we were unable to confirm employment eligibility.

After you have reviewed the Further Action Notice, indicate your decision below:

- I will take action to resolve this case. You understand action must be taken by 06/27/2020.
- I will NOT take action to resolve this case. You understand this action will end and close this case.
- The information entered was incorrect and I need to create a new case.

[Continue](#)

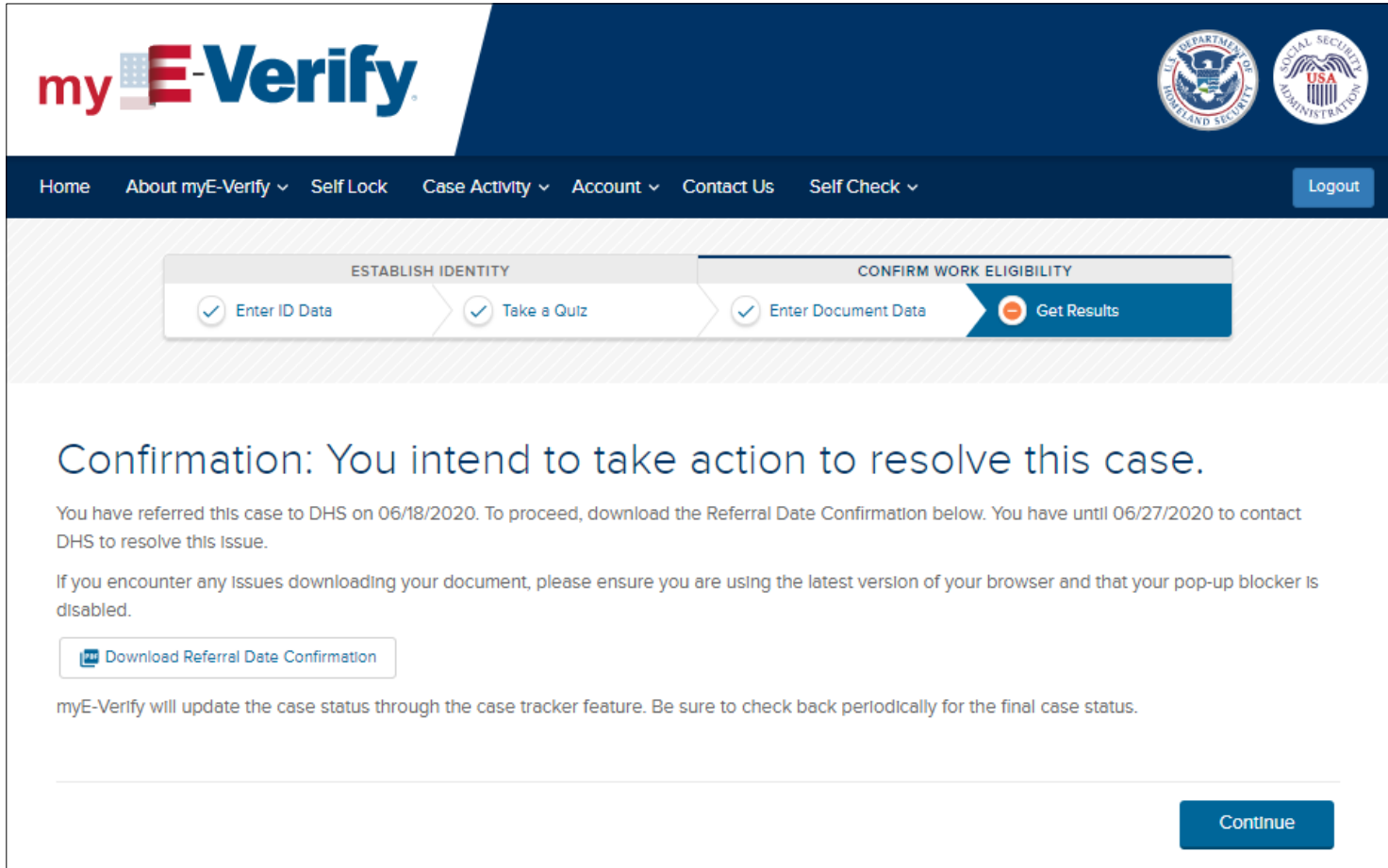


U.S. Citizen  
and Immigrant  
Services



# Self Check - Case Results

Tentative Nonconfirmation – Take Action



The screenshot shows the myE-Verify website interface. At the top, there is a navigation bar with the myE-Verify logo on the left and the U.S. Department of Homeland Security and Social Security Administration logos on the right. The navigation menu includes links for Home, About myE-Verify, Self Lock, Case Activity, Account, Contact Us, Self Check, and a Logout button. Below the navigation bar is a progress bar with two main sections: 'ESTABLISH IDENTITY' and 'CONFIRM WORK ELIGIBILITY'. The 'ESTABLISH IDENTITY' section has two steps: 'Enter ID Data' (completed) and 'Take a Quiz' (completed). The 'CONFIRM WORK ELIGIBILITY' section has two steps: 'Enter Document Data' (completed) and 'Get Results' (active). Below the progress bar, the main content area displays a confirmation message: 'Confirmation: You intend to take action to resolve this case.' This is followed by a paragraph explaining that the case has been referred to DHS on 06/18/2020 and that the user has until 06/27/2020 to contact DHS. A second paragraph advises the user to ensure their browser is up-to-date and that pop-up blockers are disabled. A button labeled 'Download Referral Date Confirmation' is provided. A final paragraph states that myE-Verify will update the case status through the case tracker feature. At the bottom right of the main content area, there is a 'Continue' button.



U.S. Citizenship  
and Immigration  
Services

# Self Check - Case Results

## Tentative Nonconfirmation – Do Not Take Action

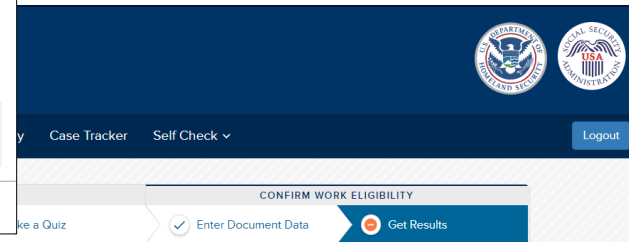


Are you sure?

Selecting this option will give you a final result that indicates we were unable to confirm your employment authorization and will end this case.

Only continue if you do not want to take action to resolve this case.

Cancel Continue



### Final Nonconfirmation

Unfortunately, we were unable to confirm your employment authorization. Click the Close Case button below to close out this case.

If you want to take action to resolve this issue, create a new Self Check case.

Keep in mind if you do not resolve the Tentative Nonconfirmation and you start work for an employer that uses E-Verify, your employer may get the same case result and you may need to resolve the issue.

Remember, an employer may not require you to use Self Check for employment purposes.

Close case



U.S. Citizenship  
and Immigration  
Services

# Self Check - Case Results

## Tentative Nonconfirmation – Information Entered was Incorrect

**myE-Verify**

Home About myE-Verify Self Lock Case Activity Account Contact Us Self Check Logout

ESTABLISH IDENTITY CONFIRM WORK ELIGIBILITY

Enter ID Data Take a Quiz Enter Document Data **Get Results**

### Tentative Nonconfirmation

It's okay! Self Check just needs more information from you before continuing. Here are the next steps you will need to take.

**IMPORTANT:** You are not required to resolve this Self Check TNC. We recommend that you do so in order to resolve any issues. You understand that if you do not resolve this TNC and you start work for an employer that uses E-Verify, you may receive the same case result and you may need to resolve the TNC at that time.

#### Next Steps

##### Step1

Download, print, and review the Further Action Notice and make sure you understand it. This document will explain why you received this result and what to do next.

[Download Further Action Notice](#)

##### Step2

Decide if you will take action to resolve this case.

- If you choose to take action to resolve this case, you understand there will be a deadline of 8 federal working days starting today to take action.
- If you choose not to take action to resolve this case, you will receive a final case result that indicates we were unable to confirm employment eligibility.

After you have reviewed the Further Action Notice, indicate your decision below:

- I will take action to resolve this case. You understand action must be taken by 06/27/2020.
- I will NOT take action to resolve this case. You understand this action will end and close this case.
- The information entered was incorrect and I need to create a new case.**

[Close case](#)

Text on button  
changes to  
Close Case



U.S. Citizenship  
and Immigration  
Services




**myE-Verify**

✓ Case Closed

You have successfully closed this case. Click 'Continue' to return to the home page.

[Create New Case](#) [Continue](#)

# Self Check - Case Overview



Home About myE-Verify ▾ Self Lock Case Activity ▾ Account ▾ Contact Us Self Check ▾ [Logout](#)

ESTABLISH IDENTITY CONFIRM WORK ELIGIBILITY

✓ Enter ID Data ✓ Take a Quiz ✓ Enter Document Data **○ Get Results**

## YOUR CASE OVERVIEW

You currently have an open self-check case in myE-Verify. Below is information regarding your case.

**Case Verification Number:** 2020041190532BC

Case Information

**Case Status:** Employee Referred (SSA)

[Continue to Case Status](#)



U.S. Citizenship  
and Immigration  
Services

# myE-Verify - Case Tracker



[Home](#) [About myE-Verify](#) [Self Lock](#) [Case Activity](#) [Account](#) [Contact Us](#) [Self Check](#)

## Track My Case

Welcome to the myE-Verify Case Tracker. You can track the status of your E-Verify case.

Enter your Case Verification Number below to track the status of your case.

\* All boxes marked with a red asterisk (\*) are required in order to continue.

\* Case Verification Number

Where to find my Case Verification Number:

Your Case Verification Number can be found on the Further Action Notice provided by your employer.

[SSA Further Action Notice](#)

[DHS Further Action Notice](#)

[Return Home](#)

[Submit](#)



[Home](#) [About myE-Verify](#) [Self Lock](#) [Case Activity](#) [Account](#) [Contact Us](#) [Self Check](#)

[Logout](#)

## Employee Referred (DHS)

You were referred to DHS because you chose to contest the DHS TNC. Your employer must provide the Referral Date Confirmation letter. Check with your employer for more information.

[Return Home](#)



U.S. Citizenship  
and Immigration  
Services

# myE-Verify - Case History



[Home](#) [About myE-Verify](#) [Self Lock](#) [Case Activity](#) [Account](#) [Contact Us](#) [Self Check](#)

[Logout](#)

## Case History

Welcome to the E-Verify Case History feature. Using this feature is like monitoring your credit report; it shows you when your information was used in E-Verify or Self Check. If you are interested in proactively blocking the use of your Social Security number (SSN) in E-Verify, check out the Self Lock feature on your account homepage.

Getting your E-Verify Case History report is easy. Just provide the information below and click the **Get My Report** button. The SSN and date of birth provided must match the information you entered during account set up.

\* All boxes marked with a red asterisk (\*) are required in order to continue.

### Personal Information

Date of Birth: \*\*/\*\*/\*\*\*\*

Social Security Number: \*\*\*-\*\*-3213

Here is a sample of the information you will see if you run an E-Verify Case History report:

Date	Type	Company Name	State	Result	Verification Number	Details
Jul 13, 2016	Self Check	Example Corp.	MT	Tentative Nonconfirmation (Based on SSA Records)	2016195095943WC	Details
Jul 8, 2016	Self Check	Example Corp.	VA	Tentative Nonconfirmation (Based on SSA Records)	2016195095943WC	Details
May 16, 2016	Self Check	Example Corp.	MD	Tentative Nonconfirmation (Based on SSA Records)	20161371	Details
May 9, 2016	Self Check	Example Corp.	MD	Tentative Nonconfirmation (Based on SSA Records)	20161309	Details
May 2, 2016	Self Check	Example Corp.	MD	Tentative Nonconfirmation (Based on SSA Records)	20161309	Details
Apr 20, 2016	Self Check	Example Corp.	MD	Tentative Nonconfirmation (Based on SSA Records)	201611102149PD	Details
Mar 28, 2016	Self Check	Example Corp.	MD	Tentative Nonconfirmation (Based on SSA Records)	20160881346080H	Details



U.S. Citizenship and Immigration Services

[Return Home](#)

[Get My Report](#)

# myE-Verify - Case History



[Home](#) [About myE-Verify](#) [Self Lock](#) [Case Activity](#) [Account](#) [Contact Us](#) [Self Check](#)

[Logout](#)

## Case History Report

How to read this report:

- Each line refers to one time when your Social Security number was used in E-Verify in the last five years.
- A detailed explanation of what each column heading means (date, case type, and result) can be viewed by clicking "Click to view more detailed explanations" above the Case History Report.

Keep in mind, unfamiliar entries do not necessarily mean that your Identity has been misused. If you are concerned about the information that appears in this report, consider taking the following steps:

- Use the Self Lock feature of your myE-Verify account - access it from your homepage.
- Get tips on how to [protect yourself](#) and combat Identity theft from the Federal Trade Commission.

For information on case results you can view details in the table below or click below for a more detailed explanation of all possible case results.

[+ Need Help?](#) Click to view more detailed explanations.

Display

[Excel](#)

[PDF](#)

Date	Type	Company Name	State	Result	Verification Number	
Jun 18, 2020	Self Check	--	--	Employee Referred (DHS)	2020170004908AF	<a href="#">Details</a>
Jun 18, 2020	Self Check	--	--	Final Nonconfirmation	2020170003817LD	<a href="#">Details</a>
Jun 18, 2020	Self Check	--	--	Employment Authorized	2020170002734JK	<a href="#">Details</a>
Jun 18, 2020	E-Verify	TALX Corporation		Tentative Nonconfirmation (DHS)	2020170005239BJ	<a href="#">Details</a>
Jun 18, 2020	E-Verify	TALX Corporation		Employee Referred (DHS)	2020170005239BH	<a href="#">Details</a>
Jun 18, 2020	E-Verify	TALX Corporation		Case Incomplete	2020170005232BG	<a href="#">Details</a>
Jun 18, 2020	E-Verify	TALX Corporation		Case Incomplete	2020170005215BF	<a href="#">Details</a>
Jun 18, 2020	E-Verify	TALX Corporation		Employee Referred (DHS)	2020170005157BE	<a href="#">Details</a>
Jun 18, 2020	E-Verify	TALX Corporation		Employment Authorized	2020170005132BD	<a href="#">Details</a>
Jun 18, 2020	E-Verify	TALX Corporation		Case Incomplete	2020170005131BC	<a href="#">Details</a>

Showing 1 to 10 of 100 entries

[Previous](#) [1](#) [2](#) [3](#) [4](#) [5](#) ... [10](#) [Next](#)



U.S. Citizenship and Immigration Services

# myE-Verify - Self Lock



[Home](#) [About myE-Verify](#) [Self Lock](#) [Case Activity](#) [Account](#) [Contact Us](#) [Self Check](#)

[Logout](#)


## Self Lock

Self Lock allows you to lock your Social Security number (SSN) and protect it against unauthorized use in E-Verify or Self Check.

Your Self Lock remains active as long as your account remains valid and you have not unlocked your SSN. You can unlock your SSN anytime through your myE-Verify account.

Once you lock your SSN, no one can use your SSN in E-Verify or Self Check—including you. For example, if you are currently employed and you start a new job with an E-Verify employer, they will not be able to access your information and you will receive a Self Lock DHS Tentative Nonconfirmation (TNC). If you receive a DHS TNC, you will receive instructions on how to resolve it.

To avoid receiving a Self Lock DHS TNC, you can unlock your SSN before starting a new job with an E-Verify employer.

 Your SSN is currently Unlocked

[Return Home](#)




[Lock My SSN](#)



U.S. Citizenship  
and Immigration  
Services



# myE-Verify - Self Lock - Lock



[Home](#) [About myE-Verify](#) [Self Lock](#) [Case Activity](#) [Account](#) [Contact Us](#) [Self Check](#) [Logout](#)

## Lock My Social Security number (SSN)

To lock your SSN, complete the information below and select and answer the Self Lock challenge questions. You must correctly answer these questions to verify your identity if you receive a Self Lock DHS TNC.

\* All boxes marked with a red asterisk (\*) are required.

### Personal Information

Name:	Elaine Goodell
Date of Birth:	●●/●●/●●●●
Social Security number:	●●●-●●-3213

### Challenge Questions

Select one challenge question from each of the three drop down lists and provide an answer to each question in the space provided. Your answer should be one you can easily remember. Your challenge questions differ from your password security questions.

\* Question 1  
Choose

\* Answer 1:

---

\* Question 2:  
Choose

\* Answer 2:

---




\* Question 3:  
Choose

\* Answer 3:



U.S. Citizenship and Immigration Services


# myE-Verify - Self Lock - Lock



Home About myE-Verify ▾ Self Lock Case Activity ▾ Account ▾ Contact Us Self Check ▾ [Logout](#)

You have successfully updated your Self Lock status.

## Self Lock

 Your SSN is currently Locked

Locked On: 2020-06-18 01:11:23.453

[Return Home](#) [Unlock My SSN](#)






U.S. Citizenship  
and Immigration  
Services

# myE-Verify - Self Lock Unlock

The screenshot shows the myE-Verify website interface. At the top left is the myE-Verify logo. To the right are the seals of the U.S. Department of Homeland Security and the Social Security Administration. A navigation bar contains links for Home, About myE-Verify, Self Lock, Case Activity, Account, Contact Us, and Self Check, along with a Logout button. The main content area is titled 'Self Lock' and contains text explaining the self-lock feature. A modal dialog box titled 'Unlock My SSN' is open in the center, with the text 'Click **Unlock My SSN** to remove the lock on your Social Security number (SSN).' and two buttons: 'Cancel' and 'Unlock My SSN'. Below the modal, a message states 'Your SSN is currently Locked' with a lock icon and 'Locked On: 2020-06-18 01:11:23.453'. At the bottom right of the page are 'Return Home' and 'Unlock My SSN' buttons.




# myE-Verify - Self Lock Unlock



Home About myE-Verify ▾ Self Lock Case Activity ▾ Account ▾ Contact Us Self Check ▾ [Logout](#)

You have successfully updated your Self Lock status.

## Self Lock

 Your SSN is currently Unlocked

[Return Home](#) [Lock My SSN](#)



U.S. Citizenship  
and Immigration  
Services

# myE-Verify - myUploads

This feature is not live in production yet. Plan to deploy in November 2020.



U.S. Citizenship  
and Immigration  
Services

# myE-Verify - myUploads



[Home](#) [About myE-Verify](#) [Self Lock](#) [Case Activity](#) [Account](#) [Contact Us](#) [Self Check](#)

[Logout](#)

## myUploads

Welcome to the myE-Verify myUploads feature. You can use this feature to send documents to DHS to support an existing E-Verify or Self Check case.

In order to lookup a case eligible for uploads just provide the case verification number below, and click the Retrieve Case button.

\* All boxes marked with a red asterisk (\*) are required in order to continue.

\* Case Verification Number <sup>?</sup>

[Return Home](#)




[Retrieve Case](#)



U.S. Citizenship  
and Immigration  
Services

# myE-Verify - myUploads

## Driver's License Data Mismatch



[Home](#) [About myE-Verify](#) [Self Lock](#) [Case Activity](#) [Account](#) [Contact Us](#) [Self Check](#) [Logout](#)

### Upload Supporting Documents

Your case needs further documentation to continue processing. Upload a clear image of the front and back of your driver's license or identification card issued by a state or outlying territory of the U.S.

Document to Upload: [Driver's License or State Issued Identification Card]

**i Important Information**

At least one (1) front image is required before proceeding and a maximum of two (2) images total per upload. You can submit an upload a maximum of twelve (12) times per case.

File types must be PNG, JPEG, JPG or PDF and file size must be at most 4MB.

[Add Front Image \(Required\)](#) [Add Secondary Image](#) [Remove All Images](#)

[Return Home](#) [Start Upload](#)






U.S. Citizenship  
and Immigration  
Services

# myE-Verify - myUploads

## U.S. Passport Data Mismatch

Official Website of the Department of Homeland Security



Home About myE-Verify ▾ Self Lock Case Activity ▾ Account ▾ Contact Us Self Check ▾ [Logout](#)

### Upload Supporting Documents

Your case needs further documentation to continue processing. Upload a clear image of the data page inside your U.S. Passport that contains your photo, or the front and back of your U.S. Passport Card.

Document to Upload: [U.S. Passport or Passport Card]

**i Important Information**

At least one (1) front image is required before proceeding and a maximum of two (2) images total per upload. You can submit an upload a maximum of twelve (12) times per case.

File types must be PNG, JPEG, JPG or PDF and file size must be at most 4MB.

[Add Front Image \(Required\)](#) [Add Secondary Image](#) [Remove All Images](#)

[Return Home](#) [Start Upload](#)






U.S. Citizenship  
and Immigration  
Services



# myE-Verify - myUploads

## Other Immigration Data Mismatch

Official Website of the Department of Homeland Security



Home About myE-Verify ▾ Self Lock Case Activity ▾ Account ▾ Contact Us Self Check ▾ [Logout](#)

### Upload Supporting Documents

Your case needs further documentation to continue processing. Upload a clear image of the document(s) you choose to prove your current work authorization. This might include: the front and back of your Form I-766, Employment Authorization Document Card; data page of your foreign passport as well as the Form I-551 stamp or Form I-551 printed notation on an immigrant visa; or other applicable documents.

Document to Upload: [Immigration Document]

**i** **Important Information**

At least one (1) front image is required before proceeding and a maximum of two (2) images total per upload. You can submit an upload a maximum of twelve (12) times per case.

File types must be PNG, JPEG, JPG or PDF and file size must be at most 4MB.

[Add Front Image \(Required\)](#) [Add Secondary Image](#) [Remove All Images](#)






U.S. Citizenship  
and Immigration  
Services

# myE-Verify - myUploads

## Self Lock

Official Website of the Department of Homeland Security



Home About myE-Verify Self Lock Case Activity Account Contact Us Self Check Logout

### Upload Supporting Documents

You received a DHS TNC because your Social Security number is locked in myE-Verify. Click on Self Lock in the navigation bar above to unlock your SSN.

Document to Upload: [Immigration Document]

**i Important Information**

At least one (1) front image is required before proceeding and a maximum of two (2) images total per upload. You can submit an upload a maximum of twelve (12) times per case.

File types must be PNG, JPEG, JPG or PDF and file size must be at most 4MB.

[Add Front Image \(Required\)](#) [Add Secondary Image](#) [Remove All Images](#)

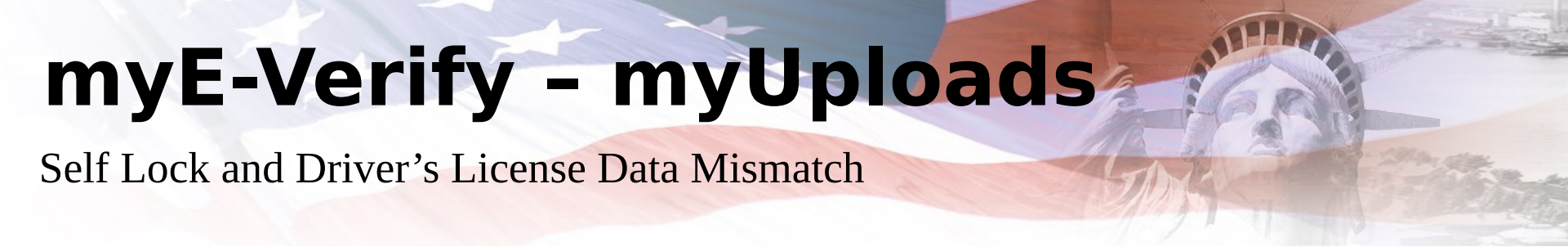
[Return Home](#) [Start Upload](#)






U.S. Citizenship  
and Immigration  
Services

# myE-Verify - myUploads

## Self Lock and Driver's License Data Mismatch





[Home](#) [About myE-Verify](#) [Self Lock](#) [Case Activity](#) [Account](#) [Contact Us](#) [Self Check](#) [Logout](#)

### Upload Supporting Documents

You received a DHS TNC because your case needs further documentation to continue processing AND your Social Security number is locked in myE-Verify. After uploading your document(s) listed below, click on Self Lock in the navigation bar above to unlock your SSN. You MUST unlock your SSN for your case to continue processing.

Document to Upload: [Driver's License or State Issued Identification Card]

**i** **Important Information**

At least one (1) front image is required before proceeding and a maximum of two (2) images total per upload. You can submit an upload a maximum of twelve (12) times per case.

File types must be PNG, JPEG, JPG or PDF and file size must be at most 4MB.

[Add Front Image \(Required\)](#) [Add Secondary Image](#) [Remove All Images](#)






U.S. Citizenship  
and Immigration  
Services

# myE-Verify - myUploads

## Self Lock and U.S. Passport Data Mismatch

Official Website of the Department of Homeland Security



Home About myE-Verify ▾ Self Lock Case Activity ▾ Account ▾ Contact Us Self Check ▾ [Logout](#)

### Upload Supporting Documents

You received a DHS TNC because your case needs further documentation to continue processing AND your Social Security number is locked in myE-Verify. After uploading your document(s) listed below, click on Self Lock in the navigation bar above to unlock your SSN. You MUST unlock your SSN for your case to continue processing.

Document to Upload: [U.S. Passport or Passport Card]

**i** **Important Information**

At least one (1) front image is required before proceeding and a maximum of two (2) images total per upload. You can submit an upload a maximum of twelve (12) times per case.

File types must be PNG, JPEG, JPG or PDF and file size must be at most 4MB.

[Add Front Image \(Required\)](#) [Add Secondary Image](#) [Remove All Images](#)






U.S. Citizenship  
and Immigration  
Services

# myE-Verify - myUploads

## Self Lock and Other Immigration Data Mismatch

Official Website of the Department of Homeland Security



Home About myE-Verify ▾ Self Lock Case Activity ▾ Account ▾ Contact Us Self Check ▾ [Logout](#)

### Upload Supporting Documents

You received a DHS TNC because your case needs further documentation to continue processing AND your Social Security number is locked in myE-Verify. After uploading your document(s) listed below, click on Self Lock in the navigation bar above to unlock your SSN. You MUST unlock your SSN for your case to continue processing.

Document to Upload: [Immigration Document]

**i** **Important Information**

At least one (1) front image is required before proceeding and a maximum of two (2) images total per upload. You can submit an upload a maximum of twelve (12) times per case.

File types must be PNG, JPEG, JPG or PDF and file size must be at most 4MB.

[Add Front Image \(Required\)](#) [Add Secondary Image](#) [Remove All Images](#)



U.S. Citizenship  
and Immigration  
Services

# myE-Verify - Manage my Account



U.S. Citizenship  
and Immigration  
Services

## Edit Account

Primary Email	anjan2@yahoo.com	<a href="#">Edit</a>
Recovery Email	None	<a href="#">Edit</a>
Change Password	*****	<a href="#">Edit</a>
Two-Step Verification	Primary Email	<a href="#">Edit</a>
Mobile Phone	None	<a href="#">Edit</a>
Password Reset Questions		<a href="#">Edit</a>
Backup Code		<a href="#">View/Edit</a>
Account Activity		<a href="#">View</a>

Done Editing My Account



U.S. Department of  
Homeland Security  
U.S. Citizenship  
and Immigration  
Services