



File a Form

Select the form you want to file online. Once you start your form, we will automatically save your information for 30 days, or from the last time you worked on the form.

Fee waiver: If you are requesting a fee waiver, you cannot file online. You must file a paper version of both the Form I-912, Request for Fee Waiver and the form for the specific benefit you are requesting. You can review the fee waiver guidance at www.uscis.gov/feewaiver.

Select the form you want to file online.

I-131, Application for Travel Document ▾

We now offer online filing of Form I-131 to a limited group of filers - those seeking an Advance Parole Document for Individuals Outside the United States.

You or someone else can file for an Advance Parole Document for Individuals Outside the United States for the following reasons:

- **An initial Advance Parole Document**
- **An expedited Advance Parole Document**
- **A request for reparole**

Note: If you are seeking a Reentry Permit or a Refugee Travel Document, you cannot file online at this time. You must mail a [paper Form I-131](#), with supporting evidence and appropriate fees, to USCIS.

[Start form](#)

[Return to top](#)

Topics

Contact Us

Citizenship

Schedule An Appointment

Find A Doctor

Find A Class



U.S. Citizenship and Immigration Services



[Contact USCIS](#)



USCIS.gov
An official website of the U.S. Department of Homeland Security

[About USCIS](#)

[Accessibility](#)

[Budget and Performance](#)

[DHS Components](#)

[Freedom of Information Act](#)

[No FEAR Act Data](#)

[Privacy and Legal Disclaimers](#)

[Site Map](#)

[Office of the Inspector General](#)

[The White House](#)

[USA.gov](#)

National Terrorism Advisory System

ACTIVE BULLETIN
READ MORE

Put this widget on your web page

I-131, Application For Travel Document

This form is for applying to U.S. Citizenship and Immigration Services (USCIS) for the following travel documents:

Form I-129 includes the:

- **Advance Parole Document for Individuals Outside the United States:** The granting of an Advance Parole Document for individuals outside the United States is an extraordinary measure used sparingly to allow an otherwise inadmissible alien to travel to the United States and to seek parole into the United States for a temporary period of time due to urgent humanitarian reasons or for significant public benefit (significant public benefit parole is typically limited to law enforcement or homeland security-related reasons). An Advance Parole Document cannot be used to circumvent normal visa-issuance procedures and is not a means to bypass delays in visa issuance.

Only certain applicants may apply for a travel document online with USCIS at this time

You must submit a paper application if you are in one of the below groups:

- I am a permanent resident or conditional resident of the United States, and I am applying for a Reentry Permit.
- I now hold U.S. refugee or asylee status, and I am applying for a Refugee Travel Document.
- I am a permanent resident as a direct result of refugee or asylee status, and I am applying for a Refugee Travel Document.
- I am applying for an Advance Parole Document to allow me to return to the United States after temporary foreign travel.
- Filipino WWII Veterans Parole (FWVP) Program.

If you are in one of these groups, do **NOT** file online; you must submit your application by mail. If we receive an online form and it is determined you are in one of these groups, it may delay your case and/or we may reject your Form I-131.

For more information on whether you need to submit your I-131 application for asylum by mail, [visit the Form I-131 instructions and webpage](#).

Before You Start Your Application

Eligibility

Each applicant must file a separate application for a travel document.

Note: Do not file Form I-131 if you are seeking release from immigration custody and you want to remain in the United States as a parolee. You should contact ICE about your request.

Advance Parole Document for Individuals Outside the United States

If you or someone else is outside the United States and needs to visit the United States temporarily for an urgent humanitarian reason or for significant public benefit:

1. You may apply for an Advance Parole Document if you cannot obtain the necessary visa and any required waiver of inadmissibility or consent to reapply for admission. Under these conditions, an Advance Parole Document is granted on a case-by-case basis for a temporary period of time, according to any conditions that may be placed on parole.
2. An individual in the United States may file this application on your behalf. This individual must complete the form with information about himself or herself.
3. If you were paroled into the United States when you arrived with an Advanced Parole Document and need to remain in the United States beyond the authorized parole period to accomplish the purpose for which parole was approved, you must file a new Form I-131 with all supporting documentation to request reparole authorization.

An Advance Parole Document may also be granted to qualified individuals outside the United States as part of the Filipino WWII Veterans Parole (FWVP) Program.

Note: A derivative beneficiary can only receive benefits if the principal beneficiary receives benefits. A separate application and fee for each individual principal and derivative beneficiary is required. Applications for a principal beneficiary and any of his or her derivative beneficiaries must be submitted in one package when mailed to USCIS.

Fee

We will automatically calculate the cost for you before you submit your request. For specific information about fees applicable to this form, see Form G-1055.

Fee Waiver: If you are requesting a fee waiver, you cannot file online. You must file a paper version of both the Form I-912, Request for Fee Waiver and the form for the specific benefit you are requesting. You can review the fee waiver guidance at www.uscis.gov/feewaiver.

Refund policy: USCIS does not refund fees, regardless of any action we take on your application, petition or request, or how long USCIS takes to reach a decision. By continuing this transaction, you acknowledge that you must submit fees in the exact amount and that you are paying the fees for a government service. Please refer to the instructions for the form(s) you are filing for additional information or you may call the USCIS Contact Center at 800-375-5283. For TTY (deaf or hard of hearing) 800-767-1833.

Documents you may need

We will automatically determine which documents you should provide us as you fill out your petition. At the time of filing, you must submit all evidence and supporting documentation listed.

Biometric Services Appointment

Biometrics services appointment for certain beneficiaries who will be working in the Commonwealth of the Northern Mariana Islands (CNMI)

After receiving your petition and ensuring completeness, USCIS will inform you in writing when the beneficiary needs to go to their local USCIS Application Support Center (ASC) for their biometrics services appointment. Failure to attend the biometrics services appointment may result in denial of your petition.

After You Submit Your Petition

Track your case online

After you submit your form, you can track its status through your USCIS account. Sign in to your account often to check on your case status and read any important messages from USCIS.

Respond to requests for information

If we need more information from you, we will send you a Request for Evidence (RFE) or Request for Information (RFI). You can respond to our request and upload your documents through your USCIS account.

Provide your biometrics

We will contact the beneficiary to schedule an appointment at an Application Support Center near them, if applicable. At the appointment, we will get their fingerprints, photograph, and signature.

Receive your decision

The decision on Form I-129 involves a determination of whether you have established eligibility for the immigration benefit you are seeking. USCIS will notify you of the decision in writing.

[Next](#)

[Return to top](#)

[Topics](#) | [Contact Us](#) | [Citizenship](#) | [Schedule An Appointment](#) | [Find A Doctor](#) | [Find A Class](#)



[Contact USCIS](#)



Completing Your Form Online

Filing Online

Submitting your form online is the same as mailing in a completed paper form. They both gather the same information and cost the same.

Complete the getting started section first

You should answer all questions in the Getting Started section first so we can best customize the rest of your online form experience.

Provide as many responses as you can

You should provide as many responses as you can. Incomplete fields or sections and missing information can slow down processing of your case after you submit your form.

We will automatically save your responses

We will automatically save your information when you select next to go to a new page or navigate to another section of the form. We will save your information for 30 days from today, or from the last time you worked on the form.

How to continue filling out your form

After you start your form, you can sign in to your account to continue filling out your form.

DHS Privacy Notice

AUTHORITIES: The information requested on this declaration, and the associated evidence, is collected under the Immigration and Nationality Act sections 212(d)(5), 214 and 248.

PURPOSE: The primary purpose for providing the requested information is to determine if you have established eligibility for naturalization and issuance of a Certificate of Citizenship for a child who regularly resides outside the United States. DHS will use the information you provide to grant or deny the immigration benefit you are seeking.

DISCLOSURE: The information you provide is voluntary. However, failure to provide the requested information, including your Social Security number (if applicable), and any requested evidence, may delay a final decision or result in denial of the beneficiary's benefit request.

ROUTINE USES: DHS may share the information you provide on this declaration and any additional requested evidence with other Federal, state, local, and foreign government agencies and authorized organizations. DHS follows approved routine uses described in the associated published system of records notices [DHS/USCIS/ICE/CBP-001 Alien File, Index, and National File Tracking System, DHS/USCIS-007 Benefits Information System, and DHS/USCIS-018 Immigration Biometric and Background Check] and the published privacy impact assessments [DHS/USCIS/PIA-003 Integrated Digitization Document Management Program (IDDMP), DHS/USCIS/PIA-056 USCIS Electronic Immigration System, DHS/USCIS/PIA-071 myUSCIS Account Experience, and DHS/USCIS/PIA-051 Case and Activity Management for International Operations] which you can find at www.dhs.gov/privacy. DHS may also share this information, as appropriate, for law enforcement purposes or in the interest of national security.

Paperwork Reduction Act

An agency may not conduct or sponsor an information collection, and a person is not required to respond to a collection of information unless it displays a currently valid OMB control number. The public reporting burden for this collection of information is estimated for Form I-129 at X.XX hours; Trade Agreement Supplement at X.XX hours; H Classification Supplement at X.XX hours; H-1B and H-1B1 Data Collection and Filing Fee Exemption Supplement at X.XX hour; including the time for reviewing instructions, gathering the required documentation and completing and submitting the request. Send comments regarding this burden estimate or any other aspect of this collection of information, including suggestions for reducing this burden to:

U.S. Citizenship and Immigration Services
Office of Policy and Strategy, Regulatory Coordination Division
5900 Capital Gateway Drive, Mail Stop #2140
Camp Springs, MD 20588-0009

Do not mail your completed Form I-589 to this address.

OMB No. 1615-0067
Expires 11/30/2025

 **Security Reminder**

If you do not work on your form for more than 30 days, we will delete your data in order to prevent storing personal information indefinitely.

[Back](#)

[Start](#)

[Return to top](#)

[Topics](#) | [Contact Us](#) | [Citizenship](#) | [Schedule An Appointment](#) | [Find A Doctor](#) | [Find A Class](#)

I-131, Application for Travel Document

Getting Started

Basis of eligibility

Preparer information

About You

Application Information

Evidence

Additional Information

Review & Submit

What type of application are you applying for?

Note: If you are an Afghan parolee seeking re-parole and requesting an EAD, you must select the option that indicates you are outside the United States and applying for an Advance Parole Document.

You can file your request online only for certain application types

If your application type does not appear as an option, you must file a paper [Form I-131](#). If you submit online and are not eligible for one of the application types listed as an option, your application may be denied.

- I am outside the United States, and I am applying for an Advance Parole Document
- I am applying for an Advance Parole Document for a person who is outside the United States

Are you requesting expedited processing?

You **cannot** request expedited processing if you are seeking an Advance Parole Document under one of the Family Reunification Parole policies.

For all other applicants, to request expedited processing you must provide a detailed written explanation of your request with your application.

- Yes
- No

Are you applying for re-parole?

You can request re-parole if you were paroled into the United States and need to remain in the United States beyond the authorized parole period to accomplish the purpose for which parole was approved.

- Yes
- No

[Back](#)

[Next](#)

[Return to top](#)

[Topics](#) | [Contact Us](#) | [Citizenship](#) | [Schedule An Appointment](#) | [Find A Doctor](#) | [Find A Class](#)



[Contact USCIS](#)

 **USCIS.gov**
An official website of the [U.S. Department of Homeland Security](#)

- [About USCIS](#)
- [Freedom of Information Act](#)
- [Office of the Inspector General](#)
- [Accessibility](#)
- [No FEAR Act Data](#)
- [The White House](#)
- [Budget and Performance](#)
- [Privacy and Legal Disclaimers](#)
- [USA.gov](#)
- [DHS Components](#)
- [Site Map](#)

National Terrorism Advisory System



ACTIVE BULLETIN
READ MORE

[Put this widget on your web page](#)



I-131, Application for Travel Document

Getting Started

Basis of eligibility

Preparer information

About You

Application Information

Evidence

Additional Information

Review & Submit

Is someone assisting you with completing this application?

Yes

No

Is a preparer assisting you with completing this application?

A preparer is anyone who completes or helps you complete all or part of your application using information and answers that you provide.

Yes

No

Back

Next

[Return to top](#)

Topics

Contact Us

Citizenship

Schedule An Appointment

Find A Doctor

Find A Class



U.S. Citizenship and Immigration Services



[Contact USCIS](#)



USCIS.gov

An official website of the [U.S. Department of Homeland Security](#)

[About USCIS](#)

[Accessibility](#)

[Budget and Performance](#)

[DHS Components](#)

[Freedom of Information Act](#)

[No FEAR Act Data](#)

[Privacy and Legal Disclaimers](#)

[Site Map](#)

[Office of the Inspector General](#)

[The White House](#)

[USA.gov](#)

National Terrorism Advisory System



ACTIVE BULLETIN
READ MORE

[Put this widget on your web page](#)



I-131, Application for Travel Document

Getting Started

Basis of eligibility

Preparer information

Preparer information page 2

About You

Application Information

Evidence

Additional Information

Review & Submit

What is your preparer's full name?

Given name (first name)

Family name (last name)

What is your preparer's business or organization name?

My preparer is not part of a business or organization.

What is your preparer's mailing address?

Country

Address line 1

Street number and name

Address line 2

Apartment, suite, unit, or floor

City or town

State/Province

Zip code/Postal code

Provide a 5 or 9-digit ZIP code.

What is your preparer's contact information?

Daytime Telephone number

Provide a 10-digit phone number.

Fax number

Email address

My preparer does not have an email address.

Example: user@domain.com

[Return to top](#)

Topics

Contact Us

Citizenship

Schedule An Appointment

Find A Doctor

Find A Class



U.S. Citizenship and Immigration Services



[Contact USCIS](#)



USCIS.gov
An official website of the U.S. Department of Homeland Security

[About USCIS](#)

[Accessibility](#)

[Budget and Performance](#)

[DHS Components](#)

[Freedom of Information Act](#)

[No FEAR Act Data](#)

[Privacy and Legal Disclaimers](#)

[Site Map](#)

[Office of the Inspector General](#)

[The White House](#)

[USA.gov](#)

National Terrorism Advisory System

ACTIVE BULLETIN
READ MORE

[Put this widget on your web page](#)



I-131, Application for Travel Document

[Getting Started](#) ▾

About You ▲

Your name

Your contact information

When and where you were born

Other information

[Application Information](#) ▾

[Evidence](#) ▾

[Additional Information](#) ▾

[Review & Submit](#) ▾

What is your current legal name?

Given name (first name)

Middle Name

Family name (last name)

[Back](#)

[Next](#)

[Return to top](#)

[Topics](#)

[Contact Us](#)

[Citizenship](#)

[Schedule An Appointment](#)

[Find A Doctor](#)

[Find A Class](#)



U.S. Citizenship and Immigration Services



[Contact USCIS](#)



USCIS.gov

An official website of the [U.S. Department of Homeland Security](#)

[About USCIS](#)

[Accessibility](#)

[Budget and Performance](#)

[DHS Components](#)

[Freedom of Information Act](#)

[No FEAR Act Data](#)

[Privacy and Legal Disclaimers](#)

[Site Map](#)

[Office of the Inspector General](#)

[The White House](#)

[USA.gov](#)

National Terrorism Advisory System



ACTIVE BULLETIN
READ MORE

[Put this widget on your web page](#)

I-131, Application for Travel Document

[Getting Started](#) ▾

About You ▲

Your name

Your contact information

When and where you were born

Other information

[Application Information](#) ▾

[Evidence](#) ▾

[Additional Information](#) ▾

[Review & Submit](#) ▾

What is your daytime phone number?

Provide a 10 to 20-digit number.

What is your physical address?

In care of name (if any)

Country

Address line 1

Street number and name

Address line 2

Apartment, suite, unit, or floor

City or town

State/Province

Zip code/Postal code

Provide a 5 or 9-digit ZIP code.

[Back](#)

[Next](#)

[Return to top](#)

[Topics](#) | [Contact Us](#) | [Citizenship](#) | [Schedule An Appointment](#) | [Find A Doctor](#) | [Find A Class](#)

[Contact USCIS](#)



I-131, Application for Travel Document

[Getting Started](#)

About You

Your name

Your contact information

When and where you were born

Other information

[Application Information](#)

[Evidence](#)

[Additional Information](#)

[Review & Submit](#)

What is your date of birth?

MM/DD/YYYY

What is your country of birth?

What is your country of citizenship?

[Back](#)

[Next](#)

[Return to top](#)

[Topics](#)

[Contact Us](#)

[Citizenship](#)

[Schedule An Appointment](#)

[Find A Doctor](#)

[Find A Class](#)



U.S. Citizenship and Immigration Services



[Contact USCIS](#)



USCIS.gov
An official website of the [U.S. Department of Homeland Security](#)

[About USCIS](#)

[Accessibility](#)

[Budget and Performance](#)

[DHS Components](#)

[Freedom of Information Act](#)

[No FEAR Act Data](#)

[Privacy and Legal Disclaimers](#)

[Site Map](#)

[Office of the Inspector General](#)

[The White House](#)

[USA.gov](#)

National Terrorism Advisory System

ACTIVE BULLETIN
READ MORE

[Put this widget on your web page](#)

I-131, Application for Travel Document

[Getting Started](#) ▼

About You ▲

- Your name
- Your contact information
- When and where you were born

Other information

[Application Information](#) ▼

[Evidence](#) ▼

[Additional Information](#) ▼

[Review & Submit](#) ▼

What is your date of birth?

- Male
- Female

What is your A-Number?

Your A-Number is located on your Permanent Resident Card (formerly known as the Alien Registration Card or referred to as the Green Card), and consists of a 7, 8, or 9-digit number.

The A-Number may be located on the front or back of the card, depending on when the card was issued.

Where to find your A-Number



I do not have or know my A-Number.

Provide a 7, 8, or 9-digit number. If your A-Number is fewer than 9 digits, the system will automatically add zero(s) after the "A" and before the first digit so there is a total of 9 digits, for example: A-001234567.

What is your U.S. Social Security number (SSN)?

I do not have or know my U.S. Social Security number.

Provide a 9-digit Social Security number.

What is your class of admission?

[Back](#)

[Next](#)

[Return to top](#)

- [Topics](#)
- [Contact Us](#)
- [Citizenship](#)
- [Schedule An Appointment](#)
- [Find A Doctor](#)
- [Find A Class](#)

I-131, Application for Travel Document

- Getting Started
- About You**
- Your name
- Your contact information
- When and where you were born
- Other information**
- Application Information
- Evidence
- Additional Information
- Review & Submit

What is your date of birth?

- Male
- Female

What is your A-Number?

Your A-Number is located on your Permanent Resident Card (formerly known as the Alien Registration Card or referred to as the Green Card), and consists of a 7, 8, or 9-digit number.

The A-Number may be located on the front or back of the card, depending on when the card was issued.

Where to find your A-Number



I do not have or know my A-Number.

Provide a 7, 8, or 9-digit number. If your A-Number is fewer than 9 digits, the system will automatically add zero(s) after the "A" and before the first digit so there is a total of 9 digits, for example: A-001234567.

What is your U.S. Social Security number (SSN)?

I do not have or know my U.S. Social Security number.

Provide a 9-digit Social Security number.

What is your class of admission?

I am requesting an Employment Authorization Document (EAD) upon approval of my new Operation Allies Welcome (OAW) period of parole.

Applicants who were previously paroled under the Operation Allies Welcome (OAW) program and are applying for a new period of parole may request initial or renewed employment authorization and an employment authorization document (EAD). The EAD will not be issued until the new OAW period of parole is approved and will not be issued at all if the new parole period is denied. OAW applicants who request employment authorization as part of the USCIS Form I-131 are not required to file USCIS Form I-765, Application for Employment Authorization. Applicants who wish to request a social security number and/or a social security card must contact the Social Security Administration.

- Yes
- No

[Back](#)

[Next](#)

[Return to top](#)

- [Topics](#)
- [Contact Us](#)
- [Citizenship](#)
- [Schedule An Appointment](#)
- [Find A Doctor](#)
- [Find A Class](#)

I-131, Application for Travel Document

[Getting Started](#)

[About You](#)

Application Information

About beneficiary

Your request

Advance parole document

[Evidence](#)

[Additional Information](#)

[Review & Submit](#)

What is the beneficiary's name?

Given name (first name)

Middle Name

Family name (last name)

What is the beneficiary's date of birth?

MM/DD/YYYY

What is the beneficiary's country of citizenship?

What is the beneficiary's daytime phone number?

Provide a 10-digit phone number.

What is the beneficiary's physical address?

In care of name (if any)

Country

Address line 1

Street number and name

Address line 2

Apartment, suite, unit, or floor

City or town

State/Province

Zip code/Postal code

Provide a 5 or 9-digit ZIP code.

[Back](#)

[Next](#)

[Return to top](#)

[Topics](#)

[Contact Us](#)

[Citizenship](#)

[Schedule An Appointment](#)

[Find A Doctor](#)

[Find A Class](#)



U.S. Citizenship and Immigration Services



[Contact USCIS](#)



USCIS.gov
An official website of the U.S. Department of Homeland Security

[About USCIS](#)

[Accessibility](#)

[Budget and Performance](#)

[DHS Components](#)

[Freedom of Information Act](#)

[No FEAR Act Data](#)

[Privacy and Legal Disclaimers](#)

[Site Map](#)

[Office of the Inspector General](#)

[The White House](#)

[USA.gov](#)

National Terrorism Advisory System



ACTIVE BULLETIN
READ MORE

[Put this widget on your web page](#)

I-131, Application for Travel Document

[Getting Started](#) ▼

[About You](#) ▼

Application Information ▲

[About beneficiary](#)

Your request

[Advance parole document](#)

[Evidence](#) ▼

[Additional Information](#) ▼

[Review & Submit](#) ▼

What is your date of intended departure?

MM/DD/YYYY

What is the expected length of your trip (in days)?

Provide a numeric value between 1 and 10000.

Are you, or any person included in this application, now in exclusion, deportation, removal or rescission proceedings?

Yes

No

If "Yes," what is the name of the DHS office?

Have you ever before been issued a reentry permit or Refugee Travel Document?

Yes

No

What was the date issued?

MM/DD/YYYY

What was the disposition (attached, lost, etc.)?

[Back](#)

[Next](#)

[Return to top](#)

[Topics](#) | [Contact Us](#) | [Citizenship](#) | [Schedule An Appointment](#) | [Find A Doctor](#) | [Find A Class](#)



I-131, Application for Travel Document

Getting Started ▾

About You ▾

Application Information ▲

About beneficiary

Your request

Your request page 2

Advance parole document

Evidence ▾

Additional Information ▾

Review & Submit ▾

Where do you want this travel document sent?

- To the physical address you provided in the “About You” section
- To a U.S. Embassy or consulate
- To a DHS office overseas

City or town

Country

Back

Next

[Return to top](#)

Topics

Contact Us

Citizenship

Schedule An Appointment

Find A Doctor

Find A Class



U.S. Citizenship and Immigration Services



[Contact USCIS](#)



USCIS.gov

An official website of the [U.S. Department of Homeland Security](#)

[About USCIS](#)

[Accessibility](#)

[Budget and Performance](#)

[DHS Components](#)

[Freedom of Information Act](#)

[No FEAR Act Data](#)

[Privacy and Legal Disclaimers](#)

[Site Map](#)

[Office of the Inspector General](#)

[The White House](#)

[USA.gov](#)

National Terrorism Advisory System



ACTIVE BULLETIN
READ MORE

Put this widget on your web page



I-131, Application for Travel Document

Getting Started

About You

Application Information

About beneficiary

Your request

Your request page 2

Advance parole document

Evidence

Additional Information

Review & Submit

Where do you want this travel document sent?

- To the physical address you provided in the "About You" section
- To a U.S. Embassy or consulate
- To a DHS office overseas

City or town

Country

If you selected U.S. Embassy or DHS office overseas, where do you want the notice to pick up the travel document be sent?

In care of name (if any)

Country

Address line 1

Street number and name

Address line 2

Apartment, suite, unit, or floor

City or town

State/Province

Zip code/Postal code

Provide a 5 or 9-digit ZIP code.

Back

Next

[Return to top](#)

Topics

Contact Us

Citizenship

Schedule An Appointment

Find A Doctor

Find A Class



U.S. Citizenship and Immigration Services



Contact USCIS



USCIS.gov An official website of the U.S. Department of Homeland Security

[About USCIS](#)

[Accessibility](#)

[Budget and Performance](#)

[DHS Components](#)

[Freedom of Information Act](#)

[No FEAR Act Data](#)

[Privacy and Legal Disclaimers](#)

[Site Map](#)

[Office of the Inspector General](#)

[The White House](#)

[USA.gov](#)

National Terrorism Advisory System



ACTIVE BULLETIN READ MORE

Put this widget on your web page



I-131, Application for Travel Document

Getting Started

About You

Application Information

About beneficiary

Your request

Your request page 2

Advance parole document

Evidence

Additional Information

Review & Submit

Where do you want this travel document sent?

- To the physical address you provided in the "About You" section
- To a U.S. Embassy or consulate
- To a DHS office overseas

City or town

Country

If you selected U.S. Embassy or DHS office overseas, where do you want the notice to pick up the travel document be sent?

- To the beneficiary's physical address you previously provided
- To a new address

Back

Next

[Return to top](#)

Topics

Contact Us

Citizenship

Schedule An Appointment

Find A Doctor

Find A Class



U.S. Citizenship and Immigration Services



[Contact USCIS](#)



USCIS.gov
An official website of the U.S. Department of Homeland Security

[About USCIS](#)

[Accessibility](#)

[Budget and Performance](#)

[DHS Components](#)

[Freedom of Information Act](#)

[No FEAR Act Data](#)

[Privacy and Legal Disclaimers](#)

[Site Map](#)

[Office of the Inspector General](#)

[The White House](#)

[USA.gov](#)

National Terrorism Advisory System

ACTIVE BULLETIN
READ MORE

Put this widget on your web page

I-131, Application for Travel Document

[Getting Started](#) ▾

[About You](#) ▾

Application Information ▴

[About beneficiary](#)

[Your request](#)

Your request page 2

[Advance parole document](#)

[Evidence](#) ▾

[Additional Information](#) ▾

[Review & Submit](#) ▾

Where do you want this travel document sent?

- To the physical address you provided in the “About You” section
- To a U.S. Embassy or consulate
- To a DHS office overseas

City or town

Country

If you selected U.S. Embassy or DHS office overseas, where do you want the notice to pick up the travel document be sent?

- To the beneficiary’s physical address you previously provided
- To a new address

What is the new address you want the notice to pick up the travel document be sent?

In care of name (if any)

Country

Address line 1

Street number and name

Address line 2

Apartment, suite, unit, or floor

City or town

State/Province

Zip code/Postal code

Provide a 5 or 9-digit ZIP code.

[Back](#)

[Next](#)

[Return to top](#)

[Topics](#) [Contact Us](#) [Citizenship](#) [Schedule An Appointment](#) [Find A Doctor](#) [Find A Class](#)

[Contact USCIS](#)

I-131, Application for Travel Document

- [Getting Started](#) ▼
- [About You](#) ▼
- [Application Information](#)** ▲
- [About beneficiary](#)
- [Your request](#)
- [Advance parole document](#)**
- [Evidence](#) ▼
- [Additional Information](#) ▼
- [Review & Submit](#) ▼

Explain how you or the beneficiary qualify for an Advance Parole Document and what circumstances warrant issuance for advance parole.

Please provide an explanation

Input Value ...

0 / 2000

How many trips do you intend to use this document?

- One trip
- More than one trip

Is the person intended to receive an Advance Parole Document outside the United States?

- Yes
- No

What is the city or town of the U.S. Embassy or consulate or the DHS overseas office that you want us to notify?

What is the country of the U.S. Embassy or consulate or the DHS overseas office that you want us to notify?

▼

If the travel document will be delivered to an overseas office, where should the notice to pick up the document be sent?

- To the beneficiary's physical address you previously provided
- To a new address

[Back](#)

[Next](#)

[Return to top](#)

- [Topics](#)
- [Contact Us](#)
- [Citizenship](#)
- [Schedule An Appointment](#)
- [Find A Doctor](#)
- [Find A Class](#)

I-131, Application for Travel Document

- [Getting Started](#) ▼
- [About You](#) ▼
- [Application Information](#)** ▲
 - [About beneficiary](#)
 - [Your request](#)
 - [Advance parole document](#)**
- [Evidence](#) ▼
- [Additional Information](#) ▼
- [Review & Submit](#) ▼

Explain how you or the beneficiary qualify for an Advance Parole Document and what circumstances warrant issuance for advance parole.

Please provide an explanation

Input Value ...

0 / 2000

How many trips do you intend to use this document?

- One trip
- More than one trip

Is the person intended to receive an Advance Parole Document outside the United States?

- Yes
- No

If the travel document will be delivered to an overseas office, where should the notice to pick up the document be sent?

- To the beneficiary's physical address you previously provided
- To a new address

Where do you want the notice to pick up the travel document to be sent?

In care of name (if any)

Country

▼

Address line 1

Street number and name

Address line 2

Apartment, suite, unit, or floor

City or town

State/Province

Zip code/Postal code

Provide a 5 or 9-digit ZIP code.

[Back](#)

[Next](#)

[Return to top](#)

- [Topics](#)
- [Contact Us](#)
- [Citizenship](#)
- [Schedule An Appointment](#)
- [Find A Doctor](#)
- [Find A Class](#)

I-131, Application for Travel Document

[Getting Started](#) ▼

[About You](#) ▼

[Application Information](#) ▼

Evidence ▲

2" x 2" photo of you

[Photo identity documents](#)

[Advance parole document for individuals outside the United States](#)

[Expedited processing written statement](#)

[DOS letter of support](#)

[Additional Information](#) ▼

[Review & Submit](#) ▼

2" X 2" Photo Of You

"You must submit a color photograph of yourself taken within 30 days of the filing of this application. The photo must have a white to off-white background and not be modified.

Note: A digital photo must be produced from a high-resolution camera that has at least 3.5 mega pixels of resolution.

Passport-style photos must be 2 inches by 2 inches. The photos must be in color with full face, frontal view on a white to off-white background. Head height should measure 1 inch to 1 3/8 inch from top of hair to bottom of chin, and eye height is between 1 1/8 inch and 1 3/8 inch from bottom of photo. Your head must be bare unless you are wearing headwear as required by a religious denomination of which you are a member.


If applying for an Advance Parole Document for individuals outside the United States:

- If you are applying for an Advance Parole Document on your own behalf, and you are outside the United States, submit a photograph with your application
- If you are applying for an Advance Parole Document on behalf of another individual who is outside the United States, submit the required photograph of the individual who would be issued the Advance Parole Document.

File requirements

- Clear and readable
- Accepted file formats: JPG, JPEG, PDF, TIF or TIFF
- No encrypted or password-protected files
- If your documents are in a foreign language, upload a full English translation and the translator's certification with each original document.
- Upload no more than five documents at a time
- Accepted file name characters: English letters, numbers, spaces, periods, hyphens, underscores, and parentheses
- Maximum size: 12MB per file

[Choose](#) or drop files here to upload

File Name	Document	Action
original-name-6	Name and Address in Native Foreign language	 Delete

[Back](#)

[Next](#)

[Return to top](#)

[Topics](#) | [Contact Us](#) | [Citizenship](#) | [Schedule An Appointment](#) | [Find A Doctor](#) | [Find A Class](#)

[Contact USCIS](#)

I-131, Application for Travel Document

[Getting Started](#) ▼

[About You](#) ▼

[Application Information](#) ▼

Evidence ▲

2" x 2" photo of you

Photo identity documents

Advance parole document for individuals outside the United States

Expedited processing written statement

DOS letter of support

[Additional Information](#) ▼

[Review & Submit](#) ▼

Photo Identity Documents

All applications must include:

A copy of an official photo identity document showing your photo, name, and date of birth. (Examples: Your current Employment Authorization Document, if available; a valid government-issued driver's license; passport identity page; Form I-551, Permanent Resident Card; or any other official identity document.) The copy must clearly show the photo and identity information. Form I-94 Arrival-Departure Record is not acceptable as a photo identity document. If the photo identity document is not a valid passport, you must also include evidence of your citizenship or U.S. immigration status.

If you are applying for an Advanced Parole Document for another individual (beneficiary) who is outside the United States:


- You must submit a copy of the biographical page of the beneficiary's passport or, if it is not available, an explanation why a passport is not available and another government-issued identity document that establishes the beneficiary's citizenship; and
- Copies of each Form I-134 sponsor's official identity documents and evidence of heir citizenship or U.S. immigration status (such as a copy of a U.S. passport, lawful permanent resident card, or birth certificate).

Note: If a civil document submitted in support of a request for advance parole has annotations on either the front or the back of the document, copies of both sides of the document must be submitted.

File requirements

- Clear and readable
- Accepted file formats: JPG, JPEG, PDF, TIF or TIFF
- No encrypted or password-protected files
- If your documents are in a foreign language, upload a full English translation and the translator's certification with each original document.
- Upload no more than five documents at a time
- Accepted file name characters: English letters, numbers, spaces, periods, hyphens, underscores, and parentheses
- Maximum size: 12MB per file

[Choose](#) or drop files here to upload

File Name	Document	Action
original-name-6	Name and Address in Native Foreign language	 Delete

[Back](#)

[Next](#)

[Return to top](#)

[Topics](#) | [Contact Us](#) | [Citizenship](#) | [Schedule An Appointment](#) | [Find A Doctor](#) | [Find A Class](#)



[Contact USCIS](#)

 **USCIS.gov**
An official website of the [U.S. Department of Homeland Security](#)

- [About USCIS](#)
- [Accessibility](#)
- [Budget and Performance](#)
- [DHS Components](#)
- [Freedom of Information Act](#)
- [No FEAR Act Data](#)
- [Privacy and Legal Disclaimers](#)
- [Site Map](#)
- [Office of the Inspector General](#)
- [The White House](#)
- [USA.gov](#)

National Terrorism Advisory System



ACTIVE BULLETIN
READ MORE

[Put this widget on your web page](#)

I-131, Application for Travel Document

- [Getting Started](#) ▼
- [About You](#) ▼
- [Application Information](#) ▼
- Evidence** ▲
- [2" x 2" photo of you](#)
- [Photo identity documents](#)
- Advance parole document for individuals outside the United States**
- [Expedited processing written statement](#)
- [DOS letter of support](#)
- [Additional Information](#) ▼
- [Review & Submit](#) ▼

Advance Parole Document for Individuals Outside the United States

If you are applying for an Advance Parole Document for an individual who is outside the United States (either for yourself or another individual), other than under one of the Family Reunification Parole policies, you must attach:

- A detailed description of the urgent humanitarian or significant public benefit reason for which an Advance Parole Document is requested, an explanation for the length of time for which parole is requested, and copies of evidence that support the basis for your request;
- Form I-134, Affidavit of Support, completed as directed in the Form I-134 instructions;
- A statement explaining why a U.S. visa cannot be obtained, including when and where attempts were made to obtain a visa, or an explanation of why a visa was not sought to enter the United States;
- If applicable, a statement explaining why a waiver of inadmissibility cannot be obtained to allow issuance of a visa, including when and where attempts were made to obtain a waiver, and a copy of any DHS decision on your waiver request, or an explanation of why a waiver has not been sought;
- A copy of any decision on an immigrant or non-immigrant petition or application filed for an individual seeking to enter the United States, and evidence regarding any pending immigrant or non-immigrant petition or application.

Note: If a civil document submitted in support of a request for advance parole has annotations on either the front or the back of the document, copies of both sides of the document must be submitted.

Note: Additional information regarding types of evidence that may be relevant to specific parole requests is described under [Humanitarian Parole](#).

Photographs

- If you are applying for an Advance Parole Document on your own behalf, and you are outside the United States, submit photographs with your application.
- If you are applying for an Advance Parole Document on behalf of another individual who is outside the United States, submit the required photographs of the individual who would be issued the Advance Parole Document.

File requirements

- Clear and readable
- Accepted file formats: JPG, JPEG, PDF, TIF or TIFF
- No encrypted or password-protected files
- If your documents are in a foreign language, upload a full English translation and the translator's certification with each original document.
- Upload no more than five documents at a time
- Accepted file name characters: English letters, numbers, spaces, periods, hyphens, underscores, and parentheses
- Maximum size: 12MB per file

[Choose](#) or drop files here to upload

File Name	Document	Action
original-name-6	Name and Address in Native Foreign language	 Delete

[Back](#)

[Next](#)

[Return to top](#)

- [Topics](#)
- [Contact Us](#)
- [Citizenship](#)
- [Schedule An Appointment](#)
- [Find A Doctor](#)
- [Find A Class](#)

[Contact USCIS](#)

I-131, Application for Travel Document

[Getting Started](#) ✓

[About You](#) ✓

[Application Information](#) ✓

Evidence ^

2" x 2" photo of you

Photo identity documents

Advance parole document for individuals outside the United States

Expedited processing written statement

DOS letter of support

[Additional Information](#) ✓

[Review & Submit](#) ✓

Expedited Processing Written Statement

Include a written explanation of the reason for the request to expedite with any supporting evidence available. The burden is on the applicant to demonstrate that one or more of the expedite criteria have been met. The criteria are as follows:

- a. Severe financial loss to company or individual;
- b. Extreme emergent situation;
- c. Humanitarian situation; or
- d. Non-profit status of requesting organization in furtherance of the cultural and social interests of the United States Department of Defense or National Interest Situation. (Note: The request must come from an official United States Government entity and state that a delay will be detrimental to the U.S. Government.)

File requirements

- Clear and readable
- Accepted file formats: JPG, JPEG, PDF, TIF or TIFF
- No encrypted or password-protected files
- If your documents are in a foreign language, upload a full English translation and the translator's certification with each original document.
- Upload no more than five documents at a time
- Accepted file name characters: English letters, numbers, spaces, periods, hyphens, underscores, and parentheses
- Maximum size: 12MB per file

Choose or drop files here to upload

File Name	Document	Action
original-name-6	Name and Address in Native Foreign language	Delete

[Back](#)

[Next](#)

[Return to top](#)

[Topics](#) | [Contact Us](#) | [Citizenship](#) | [Schedule An Appointment](#) | [Find A Doctor](#) | [Find A Class](#)



[Contact USCIS](#)

 USCIS.gov
An official website of the [U.S. Department of Homeland Security](#)

- [About USCIS](#)
- [Freedom of Information Act](#)
- [Office of the Inspector General](#)
- [Accessibility](#)
- [No FEAR Act Data](#)
- [The White House](#)
- [Budget and Performance](#)
- [Privacy and Legal Disclaimers](#)
- [USA.gov](#)
- [DHS Components](#)
- [Site Map](#)

National Terrorism Advisory System



ACTIVE BULLETIN
READ MORE

[Put this widget on your web page](#)

I-131, Application for Travel Document

[Getting Started](#) ✓

[About You](#) ✓

[Application Information](#) ✓

Evidence ^

2" x 2" photo of you

Photo identity documents

Advance parole document for individuals outside the United States

Expedited processing written statement

DOS letter of support

[Additional Information](#) ✓

[Review & Submit](#) ✓

Department of State (DOS) Letter of Support


Upload a Letter of Support from the Department of State (DOS) recommending the self-petitioner for parole. The DOS Letter of Support should:

- a. Appear on DOS letterhead;
- b. List the self-petitioner's name and derivative family members;
- c. Include a justification for significant public benefit;
- d. Provide relevant information to USCIS outlining why paroling this individual will be a significant public benefit to the United States; and
- e. Outline any additional urgent humanitarian issues.

File requirements

- Clear and readable
- Accepted file formats: JPG, JPEG, PDF, TIF or TIFF
- No encrypted or password-protected files
- If your documents are in a foreign language, upload a full English translation and the translator's certification with each original document.
- Upload no more than five documents at a time
- Accepted file name characters: English letters, numbers, spaces, periods, hyphens, underscores, and parentheses
- Maximum size: 12MB per file

Choose or drop files here to upload

File Name	Document	Action
original-name-6	Name and Address in Native Foreign language	 Delete

[Back](#)

[Next](#)

[Return to top](#)

[Topics](#) | [Contact Us](#) | [Citizenship](#) | [Schedule An Appointment](#) | [Find A Doctor](#) | [Find A Class](#)



[Contact USCIS](#)

 **USCIS.gov**
An official website of the [U.S. Department of Homeland Security](#)

- [About USCIS](#)
- [Freedom of Information Act](#)
- [Office of the Inspector General](#)
- [Accessibility](#)
- [No FEAR Act Data](#)
- [The White House](#)
- [Budget and Performance](#)
- [Privacy and Legal Disclaimers](#)
- [USA.gov](#)
- [DHS Components](#)
- [Site Map](#)

National Terrorism Advisory System



ACTIVE BULLETIN
READ MORE

[Put this widget on your web page](#)



I-131, Application for Travel Document

Getting Started ▾

About You ▾

Application Information ▾

Evidence ▾

Additional Information ^

Additional Information

Review & Submit ▾

Additional information

If you need to provide any additional information for any of your answers to the questions in this form, enter it into the space below. You should include the questions that you are referencing.

If you do not need to provide any additional information, you may leave this section blank.

[+ Add a response](#)

Response

Action

What is your date of birth?
I am neither alive nor dead.

[Edit](#) [Delete](#)

[Back](#)

[Next](#)

[Return to top](#)

[Topics](#)

[Contact Us](#)

[Citizenship](#)

[Schedule An Appointment](#)

[Find A Doctor](#)

[Find A Class](#)



[Contact USCIS](#)



USCIS.gov

An official website of the [U.S. Department of Homeland Security](#)

[About USCIS](#)

[Accessibility](#)

[Budget and Performance](#)

[DHS Components](#)

[Freedom of Information Act](#)

[No FEAR Act Data](#)

[Privacy and Legal Disclaimers](#)

[Site Map](#)

[Office of the Inspector General](#)

[The White House](#)

[USA.gov](#)

National Terrorism Advisory System



ACTIVE BULLETIN
READ MORE

[Put this widget on your web page](#)



I-131, Application for Travel Document

- Getting Started
- About You
- Application Information
- Evidence
- Additional Information

Review & Submit

- Review your application
- Your application summary

Check your application before you submit

“Please review your $\${formType}$ and check it for accuracy and completeness before you submit it.

We encourage you to provide as many responses as you can throughout the $\${formType}$. Missing or incomplete information may slow down the review process after you submit your $\${formType}$.

You can return to this page to review your $\${formType}$ as many times as you want before you submit it.”

Your fee

i Your form filing fee is: $[\$XXX]$

Refund policy: USCIS does not refund fees, regardless of any action we take on your application, petition or request, or how long USCIS takes to reach a decision. By continuing this transaction, you acknowledge that you must submit fees in the exact amount and that you are paying the fees for a government service.

Alerts and warnings

✓ We found no alerts or warnings in your application.

Refund policy: USCIS does not refund fees, regardless of any action we take on your application, petition or request, or how long USCIS takes to reach a decision. By continuing this transaction, you acknowledge that you must submit fees in the exact amount and that you are paying the fees for a government service.

Back

Next

[Return to top](#)

Topics

Contact Us

Citizenship

Schedule An Appointment

Find A Doctor

Find A Class



U.S. Citizenship and Immigration Services



[Contact USCIS](#)



USCIS.gov
An official website of the [U.S. Department of Homeland Security](#)

[About USCIS](#)

[Accessibility](#)

[Budget and Performance](#)

[DHS Components](#)

[Freedom of Information Act](#)

[No FEAR Act Data](#)

[Privacy and Legal Disclaimers](#)

[Site Map](#)

[Office of the Inspector General](#)

[The White House](#)

[USA.gov](#)

National Terrorism Advisory System



ACTIVE BULLETIN
READ MORE

[Put this widget on your web page](#)

I-131, Application for Travel Document

- Getting Started
- About You
- Application Information
- Evidence
- Additional Information
- Review & Submit**
 - Review your application
 - Your application summary

Review the I-131 form information

Here is a summary of all the information you provided in your application.

Make sure you have provided responses for everything that applies to you before you submit your application. You can edit your responses by going to each application section using the site navigation.

We also prepared a draft case snapshot with your responses, which you can download below.

[View draft snapshot](#) [Print](#)

Getting Started

Basis of eligibility

What type of application are you applying for? **I am outside the United States, and I am applying for an Advance Parole Document**

Are you requesting expedited processing? **Yes**

Are you applying for re-parole? **No**

Preparer information

Is someone assisting you with completing this application? **Yes**

Is a preparer assisting you with completing this application? **Yes**

What is your preparer's full name?

Given name (first name) **Test**

Family name (last name) **Preparer**

What is your preparer's business or organization name? **Organization Name**

What is your preparer's mailing address?

Country **United States**

Address line 1 **800 N GLEBE RD**

Address line 2 **SUITE 700**

City or town **ARLINGTON**

State **Virginia**

ZIP code **22203**

About You

Your name

What is your current legal name?

Given name (first name) **Ronny**

Middle name **Tom**

Family name (last name) **Jast**

Your contact information

What is your daytime phone number? **5555555555**

What is your physical address?

In care of name (if any)

Country **United States**

Address line 1 **800 N GLEBE RD**

Address line 2 **SUITE 700**

City or town **ARLINGTON**

State **New York**

ZIP code **22203**

Other information

What is your gender? **Male**

What is your A-Number? **282000804**

What is your U.S. Social Security number (SSN)? **123-45-6789**

What is your class of admission? **384 - Vawa, T Or U Petition Has Been Filed (Confidentiality Provisions Associated With These Types Of Petitions Apply To The Individual.) Removal Proceedings Should Not Be Initiated During Pendency Of Case.**

I am requesting an Employment Authorization Document (EAD) upon approval of my new Operation Allies Welcome (OAW) period of parole.

Application Information

About beneficiary

What is the beneficiary's name?

Given name (first name)

Middle name

Family name (last name)

What is the beneficiary's date of birth?

What is the beneficiary's country of birth?

What is the beneficiary's country of citizenship?

What is the beneficiary's daytime phone number?

What is the beneficiary's physical address?

In care of name (if any)

Country

Address line 1

Address line 2

City or town

State

ZIP code

Your request

What is your date of intended departure? **01/01/2045**

What is the expected length of your trip (in days)? **730**

Are you, or any person included in this application, now in exclusion, deportation, removal or rescission proceedings? **Yes**

If "Yes," what is the name of the DHS office? **Office of Removal**

Have you ever before been issued a reentry permit or Refugee Travel Document? **Yes**

What was the date issued? **01/01/2020**

What was the disposition (attached, lost, etc.?) **Lost**

Where do you want this travel document sent?

Where do you want this travel document sent? **To a DHS office overseas**

City or town

Country

If you selected U.S. Embassy or DHS office overseas, where do you want the notice to pick up the travel document be sent?

In care of name (if any)

Country

Address line 1

Address line 2

City or town

State

ZIP code

If you selected U.S. Embassy or DHS office overseas, where do you want the notice to pick up the travel document be sent?

In care of name (if any)

Country

Address line 1

Address line 2

City or town

State

ZIP code

Advance parole document

Explain how you or the beneficiary qualify for an Advance Parole Document and what circumstances warrant issuance for advance parole. **Insert very long essay here**

How many trips do you intend to use this document? **One**

Is the person intended to receive an Advance Parole Document outside the United States? **Yes**

What is the city or town of the U.S. Embassy or consulate or the DHS overseas office that you want us to notify? **City**

What is the country of the U.S. Embassy or consulate or the DHS overseas office that you want us to notify? **Afghanistan**

If the travel document will be delivered to an overseas office, where should the notice to pick up the document be sent?

In care of name (if any)

Country

Address line 1

Address line 2

City or town

State

ZIP code

Postal code

If you selected U.S. Embassy or DHS office overseas, where do you want the notice to pick up the travel document be sent?

In care of name (if any)

Country

Address line 1

Address line 2

City or town

State

ZIP code

Evidence

2" x 2" photo of you

2" x 2" photo of you

Photo identity documents

Photo identity documents

Advance parole document for individuals outside the United States

Advanced Parole Document for Individuals Outside of the United States

Expedited processing written statement

Expedited processing written statement

Additional Information

Additional information

What is your date of birth? **I am neither alive nor dead.**

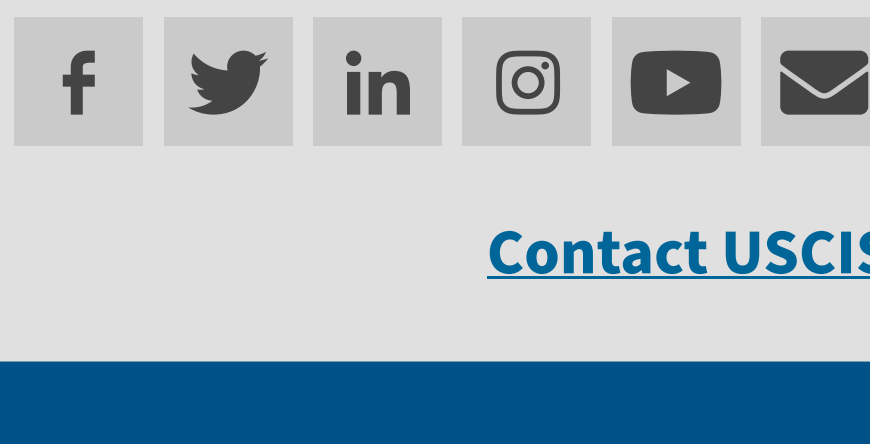
[Back](#) [Next](#)

[Return to top](#)

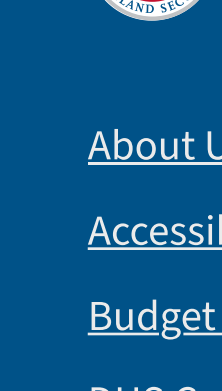
[Topics](#) [Contact Us](#) [Citizenship](#) [Schedule An Appointment](#) [Find A Doctor](#) [Find A Class](#)



U.S. Citizenship and Immigration Services



Contact USCIS



USCIS.gov An official website of the U.S. Department of Homeland Security

About USCIS
Accessibility
Budget and Performance
DHS Components

Freedom of Information Act
No FEAR Act Data
Privacy and Legal Disclaimers
Site Map

Office of the Inspector General
The White House
USA.gov



Put this widget on your web page



I-131, Application for Travel Document

[Getting Started](#)

[About You](#)

[Application Information](#)

[Evidence](#)

[Additional Information](#)

Review & Submit

[Review your application](#)

[Your application summary](#)

Preparer statement

[Preparer signature](#)

[Your signature](#)

Preparer's certification and signature

Your preparer must read and agree to the certification below.



I declare that I prepared this benefit request at the request of the applicant, that it is based on all the information of which I have knowledge, and that the information is true to the best of my knowledge.

As the applicant's preparer, you must sign on paper and provide your signature page to the applicant. Follow these steps:



1. [Download the Interpreter Signature page](#)



2. Print the Interpreter Signature page



3. Read and sign the Interpreter Signature page



4. Give the signed Interpreter Signature page to the applicant

The applicant will need to scan and upload your completed signature page on the next screen.

[Back](#)

[Next](#)

[Return to top](#)

[Topics](#)

[Contact Us](#)

[Citizenship](#)

[Schedule An Appointment](#)

[Find A Doctor](#)

[Find A Class](#)



U.S. Citizenship and Immigration Services



[Contact USCIS](#)



USCIS.gov
An official website of the U.S. Department of Homeland Security

[About USCIS](#)

[Accessibility](#)

[Budget and Performance](#)

[DHS Components](#)

[Freedom of Information Act](#)

[No FEAR Act Data](#)

[Privacy and Legal Disclaimers](#)

[Site Map](#)

[Office of the Inspector General](#)

[The White House](#)

[USA.gov](#)

National Terrorism Advisory System



ACTIVE BULLETIN
READ MORE

[Put this widget on your web page](#)



I-131, Application for Travel Document

- [Getting Started](#)
- [About You](#)
- [Application Information](#)
- [Evidence](#)
- [Additional Information](#)

Review & Submit

- [Review your application](#)
- [Your application summary](#)
- [Preparer statement](#)
- [Preparer signature](#)**
- [Your signature](#)

Preparer Signature Upload

Scan and upload your preparer's completed signature page below.

File requirements

- Clear and readable
- Accepted file formats: JPG, JPEG, PDF, TIF or TIFF
- No encrypted or password-protected files
- If your documents are in a foreign language, upload a full English translation and the translator's certification with each original document.
- Upload no more than five documents at a time
- Accepted file name characters: English letters, numbers, spaces, periods, hyphens, underscores, and parentheses
- Maximum size: 12MB per file

[Choose](#) or drop files here to upload

[Back](#)

[Next](#)

[Return to top](#)

[Topics](#)

[Contact Us](#)

[Citizenship](#)

[Schedule An Appointment](#)

[Find A Doctor](#)

[Find A Class](#)



U.S. Citizenship and Immigration Services



[Contact USCIS](#)



USCIS.gov
An official website of the [U.S. Department of Homeland Security](#)

[About USCIS](#)

[Accessibility](#)

[Budget and Performance](#)

[DHS Components](#)

[Freedom of Information Act](#)

[No FEAR Act Data](#)

[Privacy and Legal Disclaimers](#)

[Site Map](#)

[Office of the Inspector General](#)

[The White House](#)

[USA.gov](#)

National Terrorism Advisory System

ACTIVE BULLETIN
READ MORE

[Put this widget on your web page](#)



I-131, Application for Travel Document

- [Getting Started](#)
- [About You](#)
- [Application Information](#)
- [Evidence](#)
- [Additional Information](#)

Review & Submit

- [Review your application](#)
- [Your application summary](#)
- [Preparer statement](#)
- [Preparer signature](#)
- [Your signature](#)**

Applicant declaration and certification

You must read and agree to the certification below. If you knowingly and willfully falsify or conceal a material fact or submit a false document with your application, we can deny your application and may deny any other immigration benefit. You may also face criminal prosecution and penalties provided by the law.



I certify, under penalty of perjury under the laws of the United States of America, that this application and the evidence submitted with it is all true and correct. I authorize the release of any information from my records that U.S. Citizenship and Immigration Services needs to determine my eligibility for the benefit that I am seeking.

I have read and agree to the applicant's statement

Applicant Signature

You must provide your digital signature below by typing your full legal name. We may deny your application if you do not completely fill out this application or fail to submit required documents. We will record the date of your signature with your application.

[Back](#)

[Next](#)

[Return to top](#)

[Topics](#)

[Contact Us](#)

[Citizenship](#)

[Schedule An Appointment](#)

[Find A Doctor](#)

[Find A Class](#)



U.S. Citizenship and Immigration Services



[Contact USCIS](#)



USCIS.gov
An official website of the U.S. Department of Homeland Security

[About USCIS](#)

[Accessibility](#)

[Budget and Performance](#)

[DHS Components](#)

[Freedom of Information Act](#)

[No FEAR Act Data](#)

[Privacy and Legal Disclaimers](#)

[Site Map](#)

[Office of the Inspector General](#)

[The White House](#)

[USA.gov](#)

National Terrorism Advisory System

ACTIVE BULLETIN
READ MORE

[Put this widget on your web page](#)

I-131, Application for Travel Document

- [Getting Started](#)
- [About You](#)
- [Application Information](#)
- [Evidence](#)
- [Additional Information](#)

Review & Submit

- [Review your application](#)
- [Your application summary](#)
- [Preparer statement](#)
- [Preparer signature](#)
- [Your signature](#)
- [Pay and submit](#)**

Pay for and submit your application

“The final step to submit your Form I-131, Application for Travel Document, is to pay the required fee.

Your application fee is: [\$XXX.00]

Refund policy: By continuing this transaction, you agree that you are paying for a government service and that the filing fee, biometric services fee and all related financial transactions are final and not refundable, regardless of any action USCIS takes on an application, petition or request, or how long USCIS takes to reach a decision. You must submit all fees in the exact amounts.”



We will send you to Pay.gov — our safe, secure payment website — to pay your fees and submit your form online.

Here are the steps in the payment and submission process:

1. Provide your billing information on Pay.gov
2. Provide your credit card or U.S. bank account information
3. Submit your payment

Pay.gov will redirect you to a uscis.gov confirmation screen, which will include your receipt number. Please keep a copy of your receipt number for your records. You can track the status of your application through your USCIS online account.

[Pay and submit](#)

[Back](#)

[Next](#)

[Return to top](#)

[Topics](#) | [Contact Us](#) | [Citizenship](#) | [Schedule An Appointment](#) | [Find A Doctor](#) | [Find A Class](#)



[Contact USCIS](#)



USCIS.gov
An official website of the [U.S. Department of Homeland Security](#)

[About USCIS](#)

[Accessibility](#)

[Budget and Performance](#)

[DHS Components](#)

[Freedom of Information Act](#)

[No FEAR Act Data](#)

[Privacy and Legal Disclaimers](#)

[Site Map](#)

[Office of the Inspector General](#)

[The White House](#)

[USA.gov](#)

National Terrorism Advisory System



ACTIVE BULLETIN
READ MORE

[Put this widget on your web page](#)



You successfully submitted your I-131

We will contact you if we have any questions or need additional information. You can track the status of your application through your USCIS online account.

[Go to my cases](#)

[Return to top](#)

[Topics](#)

[Contact Us](#)

[Citizenship](#)

[Schedule An Appointment](#)

[Find A Doctor](#)

[Find A Class](#)



U.S. Citizenship
and Immigration
Services



[Contact USCIS](#)



USCIS.gov

An official website of the [U.S. Department of Homeland Security](#)

[About USCIS](#)

[Accessibility](#)

[Budget and Performance](#)

[DHS Components](#)

[Freedom of Information Act](#)

[No FEAR Act Data](#)

[Privacy and Legal Disclaimers](#)

[Site Map](#)

[Office of the Inspector General](#)

[The White House](#)

[USA.gov](#)

National Terrorism Advisory
System



ACTIVE
BULLETIN
READ MORE

[Put this widget on your web page](#)



You did not submit your I-131

Your payment failed because your credit or debit card was declined.

You can try again now to sign and submit your applications or save and exit. We will save your petition for 30 days from when you started it.

[Sign and submit](#)

[Return to top](#)

[Topics](#)

[Contact Us](#)

[Citizenship](#)

[Schedule An Appointment](#)

[Find A Doctor](#)

[Find A Class](#)



U.S. Citizenship
and Immigration
Services



[Contact USCIS](#)



USCIS.gov

An official website of the [U.S. Department of Homeland Security](#)

[About USCIS](#)

[Accessibility](#)

[Budget and Performance](#)

[DHS Components](#)

[Freedom of Information Act](#)

[No FEAR Act Data](#)

[Privacy and Legal Disclaimers](#)

[Site Map](#)

[Office of the Inspector General](#)

[The White House](#)

[USA.gov](#)

National Terrorism Advisory
System



ACTIVE
BULLETIN
READ MORE

[Put this widget on your web page](#)



You did not submit your I-131

Your payment failed or was canceled before it could be processed on Pay.gov.

You can try again now to sign and submit your petition or save your petition and exit. We will save your petition for 30 days from when you started it.

[Sign and submit](#)

[Return to top](#)

[Topics](#)

[Contact Us](#)

[Citizenship](#)

[Schedule An Appointment](#)

[Find A Doctor](#)

[Find A Class](#)



U.S. Citizenship and Immigration Services



[Contact USCIS](#)



USCIS.gov
An official website of the [U.S. Department of Homeland Security](#)

[About USCIS](#)

[Accessibility](#)

[Budget and Performance](#)

[DHS Components](#)

[Freedom of Information Act](#)

[No FEAR Act Data](#)

[Privacy and Legal Disclaimers](#)

[Site Map](#)

[Office of the Inspector General](#)

[The White House](#)

[USA.gov](#)

National Terrorism Advisory System



ACTIVE BULLETIN
READ MORE

Put this widget on your web page